



west virginia department of environmental protection

Appendix C: Mitchell AERMOD Modeling Data & Documentation

West Virginia Division of Air Quality
601 57th Street, SE
Charleston, WV 25304

Promoting a healthy environment.

[This page intentionally left blank.]

**Air Quality Modeling Protocol
for the
Mitchell Plant
Cresap, WV**

**Prepared for
Kentucky Power Company
and
Wheeling Power Company**

**For Submittal
to
The West Virginia Department of Environmental Protection
Division of Air Quality**

**Prepared by
David J. Long, PE
Air Quality Services Section
American Electric Power Service Corporation**

**September 30, 2016
First Revision – October 7, 2016
Second Revision – November 30, 2016**

TABLE OF CONTENTS

Introduction	1
Description of Facility and Area	1
Facilities to Be Modeled	2
Model Platform Selection	3
Receptor Grid	4
Background Value	5
Good Engineering Practice Stack Height	6
Meteorologic Data	7
Plant Operating Data	12
References	13

LIST OF FIGURES

Figure 1. Mitchell Plant and nearby terrain	1
Figure 2. Close-up of Mitchell Plant.....	2
Figure 3. Mitchell Plant showing relationship of plant to first identified intermediate terrain.	3
Figure 4. BPIP Structures.....	4
Figure 5. Receptor grid configuration	5
Figure 6. Photographs of Terrain Impact on different plume heights at the Kammer Plant.....	8

LIST OF TABLES

Table 1. Regional meteorologic sites that may be useful surface sites for this study	10
Table 2. Missing and Calm hours for the Wheeling and Pittsburgh Surface sites based on AERMET processing	11
Table 3. Monthly moisture level determination for Wheeling Airport for the period 2011 through 2015	12
Table 3. SO ₂ Emissions by source for the Mitchell Plant for the years 2011 to 2015 in tons per year.....	12
Table 5. Proposed modeling inputs for the initial Mitchell Plant simulation.....	13

INTRODUCTION

American Electric Power Service Corporation (AEPSC) on behalf of the American Electric Power subsidiary companies Kentucky Power Company and Wheeling Power Company that jointly own the Mitchell Plant located at Cresap, West Virginia was requested to perform air quality modeling relating to the impacts from Sulfur Dioxide (SO₂) emissions at the Mitchell Plant. This work is being performed as part of the development of a Nonattainment SIP for the 1-hour SO₂ Standard by the West Virginia Department of Environmental Protection (WVDEP).

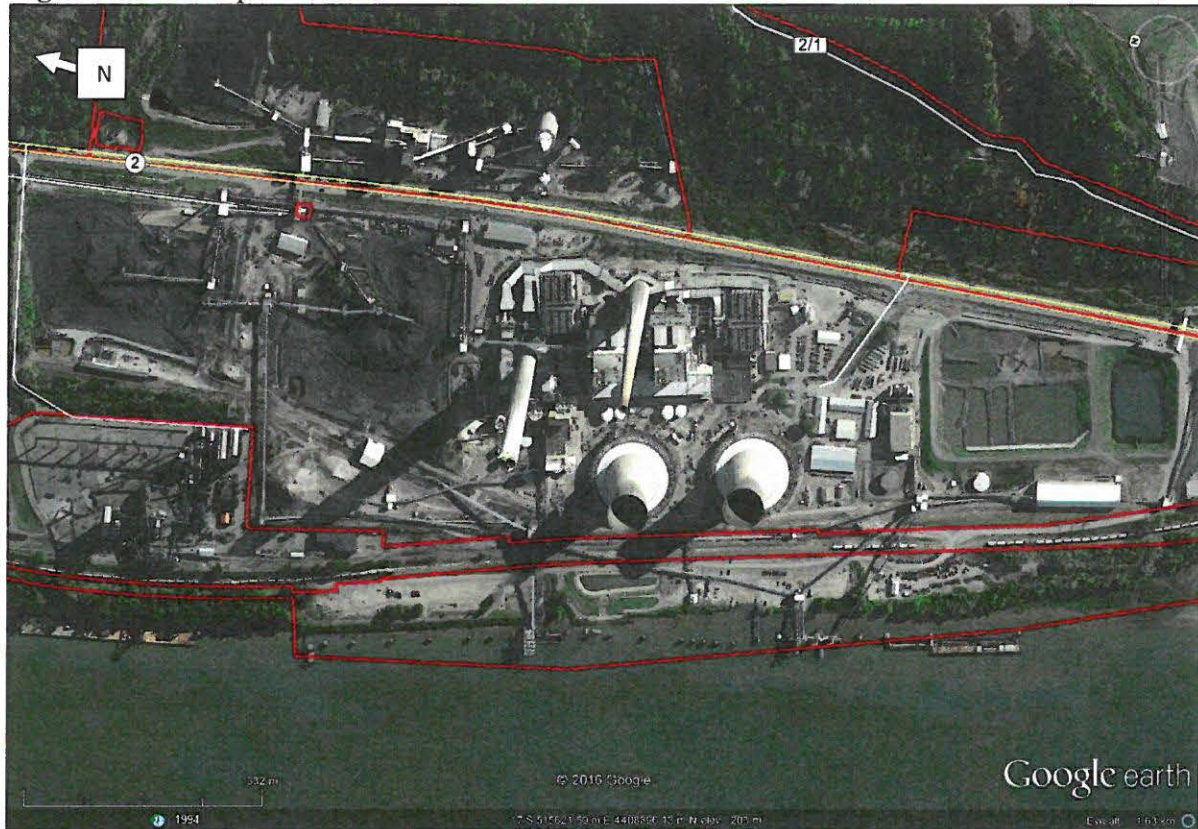
DESCRIPTION OF FACILITY AND AREA

The Mitchell Plant consists of two electric generating units rated at 800 MW net each, equipped with an electrostatic precipitator for particulate control, selective catalytic reduction (SCR) for nitrogen oxide and mercury control, and a limestone based flue gas desulfurization system. The plant is located in the Ohio River Valley in Marshall County, West Virginia, approximately 11 kilometers southwest of Moundsville, West Virginia. The elevation of the plant site is 203 m MSL with a valley that is typically between 1.0 and 1.5 kilometers wide in the vicinity of the plant site. The ridges that define the valley typically rise 120 to 160 meters above the valley floor in the vicinity of the plant. Figure 1 shows the nearfield view of the plant and terrain.

Figure 1. Mitchell Plant and nearby terrain.



Figure 2. Close-up of Mitchell Plant.

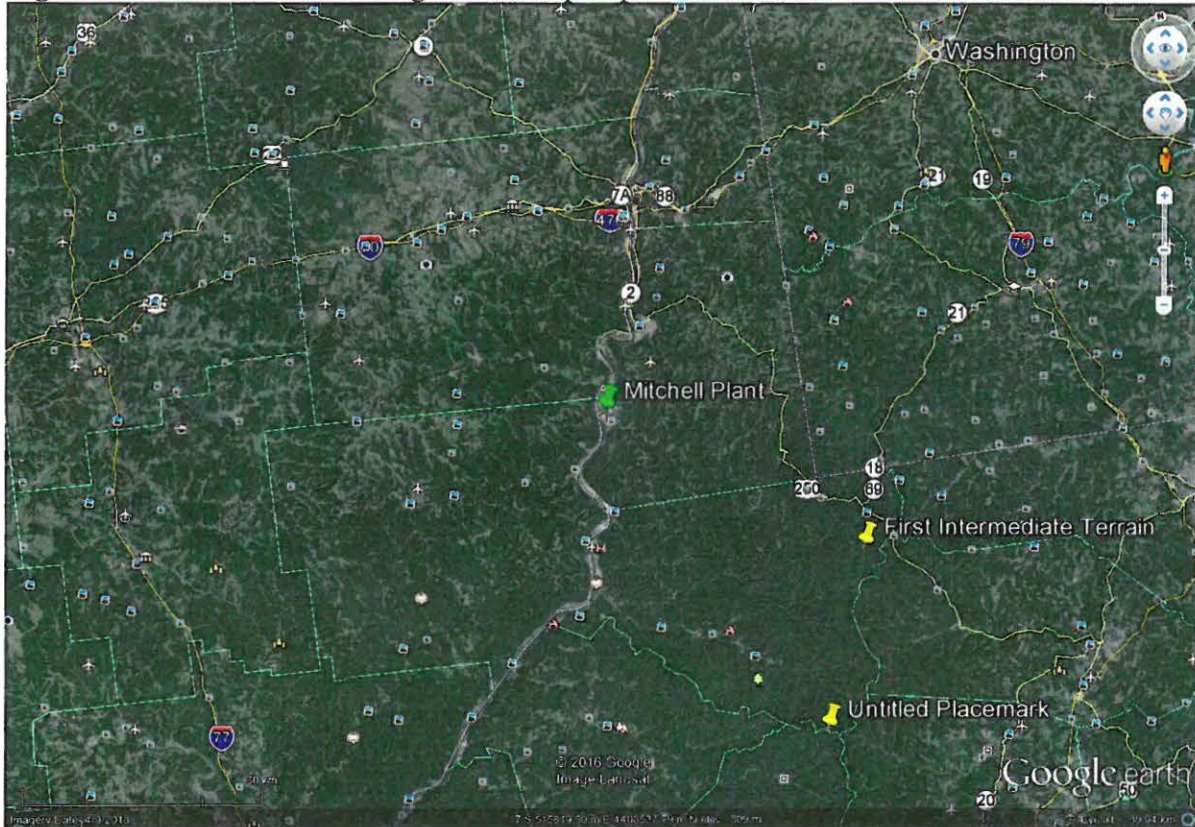


The original 1204 foot stack was replaced by the current 1000 foot stack (304.80 meters) constructed as part of the FGD project that was placed in service in 2007 with the entire height being considered fully creditable for modeling based on a 2004 ruling by USEPA. This conclusion will be discussed in more detail later in the protocol in the section discussing the Good Engineering Practice Stack Height issues surrounding Mitchell Plant. Based on the 304.8 meter height of the new stack, the first intermediate terrain with respect to the top of the new stack is located approximately 36 kilometers to the southeast of the plant as shown in Figure 3.

FACILITIES TO BE MODELED

During the circa 1995 SO₂ SIP activities, there were a number of significant SO₂ sources located within 20 kilometers of Mitchell Plant that included two additional electric generating plants, an aluminum smelter, a carbon black plant, a coal processing facility, and several petrochemical facilities. Based on discussions with WVDEP, the only significant SO₂ emitting facility remaining in operation in the area, as of the fall of 2015, was the Mitchell Plant. Based on these discussions with WVDEP, only the Mitchell Plant will be considered in this study.

Figure 3. Mitchell Plant showing relationship of plant to first identified intermediate terrain.



MODEL PLATFORM SELECTION

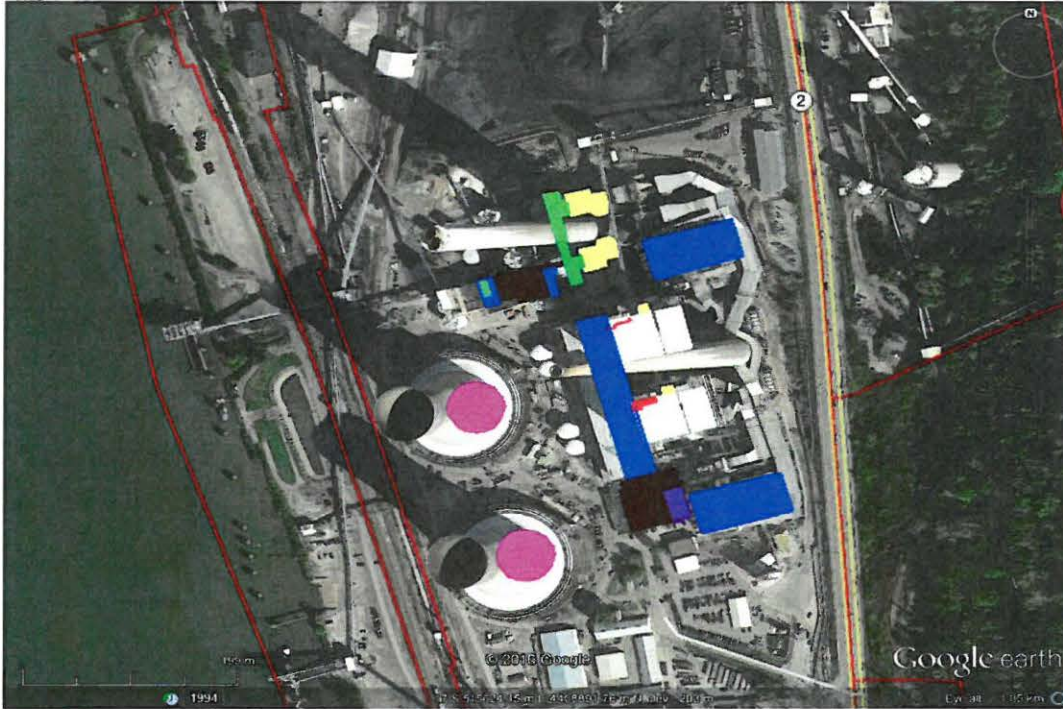
Unlike the circa 1995 SO₂ SIP activities where it was necessary to resolve the highly complex valley flows to properly model the sources whose emissions were released below the ridge defining the valley, in this study there is only a single source with its emissions being released in excess of 140 meters above the ridges defining the valley. Due to this significant difference between the current study and the circa 1995 study, the use of a Gaussian formulation model in place of the Lagrangian formulation model used in the circa 1995 study is technically appropriate.

Based on this conclusion, the current Gaussian model listed in Appendix A to 40 CFR 51 Appendix W, AERMOD will be used for this study. At the date of this protocol initial issuance Version 15181 of AERMOD and AERMET are approved for use in regulatory activities such as this study. Receptors will be developed using Version 11103 of AERMAP, the current version of the receptor processor software.

The BPIP analysis of Mitchell has already been completed and used Version 04274 of BPIPPRM, the current version listed on the USEPA TTN Web Site as applicable for studies of this nature. The BPIP analysis did include the two natural draft cooling towers, but did not include any of the nearby terrain. Figure 4 shows the structures included in the BPIP analysis

with the red and white structures being the tallest structures that are controlling the downwash parameterization.

Figure 4. BPIP Structures.



RECEPTOR GRID

The receptor grid for the study uses DEM data sourced from the MRLC System in geo tiff format at the 1/3 arc second resolution and processed through AERMAP Version 11103. The receptor grid consists of a series of nested receptor grids starting at a point between the flues and extending approximately 50 kilometers in all directions. The inner nest around the plant has a resolution of 100 meters and extends out 4 kilometers in all directions. The next nest has a resolution of 250 meters covering the next 5 kilometers out from the stack. The third nest has a resolution of 500 meters covering the next 7 kilometers. The fourth nest has a resolution of 1000 meters and extends out an additional 10 kilometers. The final receptor field has a resolution of 2000 meters and extends out from 26 kilometers to 52 kilometers from the stack. Figure 5 shows the receptor grid configuration in Google Earth. Should a critical receptor fall outside of the 100 meter grid, a 100 meter grid extending one kilometer beyond the area of the critical receptor will be added to the grid to explore the concentrations in the area at a higher resolution.

In processing this data through AERMAP 11103, AERMAP was unable to generate receptors at several locations where the geo tiff files used have gaps in the underlying DEM data. This is a normal behavior of AERMAP which has been discussed in the User Manual Addendums since

the Addendum for Version 06341. The omitted receptors in the grid around the Mitchell Plant are identified as follows:

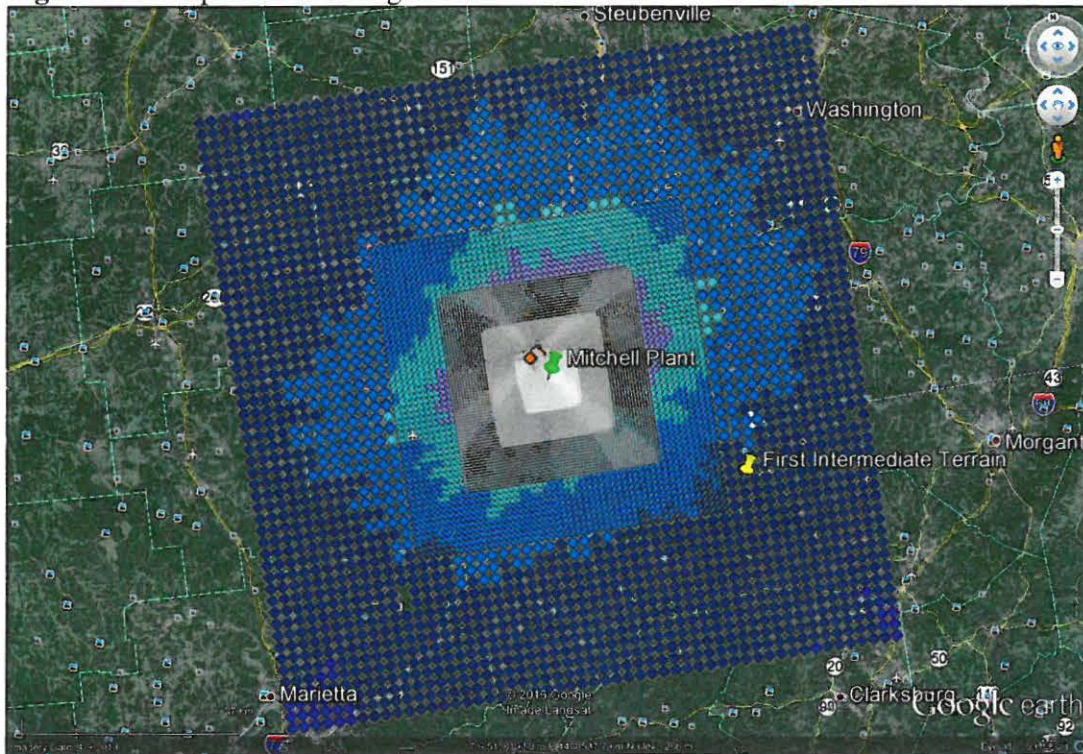
500 Meter Grid

525675.5 4401020	525675.5 4400520	525675.5 4400020
525675.5 4399520	525675.5 4399020	

2000 Meter Grid

485675.5 4377020	485675.5 4375020
------------------	------------------

Figure 5. Receptor Grid configuration.



Based on standard modeling practice, it is permissible to remove receptors from the simulation that fall on property with restricted public access controlled by the facility. It is not currently planned to remove receptors from the previously described grid. Should receptors be removed from the Mitchell Plant site, a 50 meter resolution fence line grid will be established. Receptors removed for any reason during the course of the study will be identified in the final modeling report with the reason for the removal identified.

BACKGROUND VALUE

The nearest SO₂ monitor to the Mitchell Plant is the Moundsville SO₂ Monitor (54-051-1002) located approximately 11.75 kilometers to northeast of the plant. When originally sited, this monitor was well placed to observe elevated readings attributable to the sources located in the

region. However, due to the history of unit retirements and emission control installations in the region over the past 20 years, this monitor has seen significant changes in air quality, with the most recent changes bringing it into attainment with the 1-hour SO₂ Standard. As such, this monitor is not considered a good monitor for determining background for this study due to the significantly changing conditions monitored in recent years.

USEPA suggests the use of a representative monitored design value as background for 1-hour SO₂ studies, but based on examinations of the distribution of monitor data at various locations by multiple individuals^{1,2,3}, the use of a design value based background is likely to skew the modeling based values in unpredictable ways.

Further, the use of the monitored design value generally will corrupt the integrity of an analysis of the 99th percentile value since under the addition of percentile values, adding a 99th percentile modeled value to a 99th percentile monitored value results in an answer that represents the 99.98th percentile value of the set of values. Moving from the 99th percentile value to the 99.98th percentile values increases the stringency of the 1-hour standard from an approximately one exceedance in 110 day standard (based on 365 valid values) to allowing one exceedance in approximately 27 years. This is clearly an improper way to analyze the results of this modeling study.

A more reasonable background value that is applicable for this area was devised by Ohio EPA⁴ as part of another nonattainment modeling study performed in this region that covered portions of Jefferson County, Ohio and Brooke County, West Virginia. This area is roughly 50 kilometers north of the Mitchell Plant. In this study, in which WVDEP participated in and concurred with the established background value, OEPA used data from numerous monitors in the Jefferson and Brooke County areas to determine that 8.1 ppb (21.2 ug/m³) was an appropriate background to use in that modeling study. Since these areas are in relatively close proximity and would be influenced by similar upwind sources, 8.1 ppb is deemed a reasonable background value for use in this area and will be used in this study.

GOOD ENGINEERING PRACTICE STACK HEIGHT

The Mitchell Plant predates the stack height rules by several years with construction of the two unit facility starting in 1968 and initial operation of the facility beginning in 1971. Due to the terrain in the area, the decision was made to construct a 1204 foot stack as part of the initial construction to aid in the minimization of ambient impacts from the facility. When the Good Engineering Practice Stack Height Rules were put in place after the 1970 Clean Air Act Amendments and several rounds of litigation and rule amendment, the 1204 foot stack was given “grandfathered” status since it was in existence when the original rules came into effect. In the circa 1995 Marshall County SO₂ SIP, this stack height was used for Mitchell Plant.

Starting in the 2003-2004 period under the expectation that additional rules would be promulgated that would necessitate further SO₂ reductions than were being required under the Acid Rain Rules that grew from the 1990 Clean Air Act Amendments, the AEP System undertook the first phase of what would become a multi-phased program to install flue gas

desulfurization equipment on many of its larger generating units. Mitchell Plant was part of the first phase of this program. As part of the planning and permitting phase of the first phase of the FGD Program, it was necessary to determine what would constitute the Good Engineering Practice Stack Height for the new stacks that were being constructed at the affected facilities, considering that four of the five units in the first phase were grandfathered under the GEP Stack Height Rules and the fifth unit had been permitted under an earlier version of the rules that has been superseded. Working with Chris Arrington of WVDEP, a conference call with USEPA Region III was conducted on January 15, 2004 to discuss this issue. Mr. Denny Lohman of USEPA Region III participated in the call and offered the following guidance after being briefed on the FGD program and new stack design considerations:

1. The GEP Stack Height for any facility where an FGD system is installed and a new stack is being constructed solely due to the installation of the FGD system will be the same as its current GEP Height (i.e. the existing GEP height status is grandfathered under the pollution control installation language found in 40 CFR 51.100).
2. If it becomes necessary to compute a GEP Stack Height under the current rules, natural draft cooling towers or silos may not be used in the determination unless the determination is performed in a wind tunnel utilizing the USEPA Fluid Modeling Guidelines.
3. The stack conditions to be used in modeling must be representative of the design of the new stack or the changed conditions in the existing stack if the existing stack is reused. Existing stack conditions cannot be transferred to the new stack for analysis purposes.

Based on this guidance, the permit modeling for the FGD system installation at Mitchell was performed using the 1000 foot height of the new stack and the FGD system discharge conditions. This modeling was accepted as the basis for all necessary federally enforceable SO₂ emission limit changes (i.e. a reduction in the limit from 7.5 lb/MMBtu to 1.2 lb/MMBtu) made at the time of the FGD project. The Stack Height Rules have not been revised since that time, so this determination that the 1000 foot stack height should be the basis of the modeled stack height remains valid.


METEOROLOGIC DATA

Based on the history of the modeling of the Mitchell and the adjacent now retired Kammer Plants, there have been a number of different meteorologic data sets used in air quality evaluations. Initially modeling in this area used both surface and upper air data from the National Weather Service site at the Greater Pittsburgh Airport. This meteorologic data was part of the basis for the development of the 7.5 lb/MMBtu emission limit for the Mitchell Plant in the West Virginia SIP found at 45 CSR 10-3.1(b).

This area also has been the subject of a fluid modeling study in the 1970's conjunction with the design and construction of the 900 foot stack built as part of the Kammer Plant electrostatic precipitator installation. One product of this study is a set of pictures that is relevant to the consideration of selecting a meteorological data set and developing inputs for AERMET for this

study. Figure 6 shows pictures of the wind tunnel modeling of the original 600 foot stacks at Kammer Plant and the 900 foot stack with and without upwind terrain. As can be seen in the upper pictures showing the 600 foot stack there are noticeable surface impacts on the 600 foot stack height plumes in the near field when the upwind terrain was not included in the model (left photo) and very significant impacts when the terrain was included (right photo), clearly indicating that the air flow at the 600 foot level is influenced by the surface conditions in the valley and by the turbulence induced by the elevated terrain surface. However, when the 900 foot cases are examined in the lower photos, there is minimal impact from the valley level surface in the no upwind terrain case (left photo) and more limited impacts than observed in the 600 foot case where the upwind terrain is considered (right photo), indicating that the top of the 900 foot stack is more impacted by the regional conditions above the terrain than by the conditions in the valley. This lends credence to the proposition that at the 1000 foot level above the valley, where the Mitchell stacks discharge, is not strongly influenced by the conditions in the valley except when the wind is aligned with the valley.

Figure 6. Photographs of Terrain Impact on different plume heights at the Kammer Plant.



In the mid to late 1990's, a major study was undertaken in this area to develop a revised SO₂ SIP for the Marshall County area. Due to the issues brought to the fore by having a mixture of sources with emission points located significantly above the valley (Mitchell Plant, the now retired Kammer Plant, and the now retired First Energy Burger Plant) along with a number of chemical plants and an aluminum smelter (all now retired or modified to have minimal SO₂ emissions) with emissions discharged purely in the valley, a field study was undertaken to obtain a meteorologic dataset sufficient to drive the CALUUFF Model that was proven to be a superior tool for more accurately evaluating the impacts of emissions from a mixture of sources located in both simple (the power plant sources) and complex terrain (the sources emitting purely in the valley) and the complex meteorology present in the valley and surrounding terrain. As a result

of this study, a high resolution CALMET meteorologic field was developed over the region from the valley floor elevation up to 3000 m for a one year period that reflected the complex meteorology impacting the sources located in the valley and the lack of valley related impact on the power plant sources with tall stacks.

The meteorologic data in this data set developed in the 1990s was augmented using upper air data from the Pittsburgh International Airport site with the Wilmington, Ohio upper air site used to fill in missing data periods at the Pittsburgh site⁵. In addition, several critical parameters needed to generate a full meteorologic dataset (cloud cover, ceiling height) were obtained from the Pittsburgh International Airport surface site⁶ since they were not collected as part of the on-site data.

While there were four SODAR units used as part of the field campaign, only two of the units had the capabilities to measure wind data above 200 meters, an elevation at which the protocol indicates is still heavily influenced by terrain features⁷. The nearest met site to Mitchell Plant listed in the SIP Modeling protocol, the VENCO site, was a site equipped with a 200 meter SODAR. The protocol indicates that the upper air profile up to 450 meters that was input into CALMET for this site was a hybrid dataset based on a combination of the VENCO and the SODAR located at the Columbian Chemical site⁸.

In reviewing the SODAR data for these two sites as presented in Appendix B of the modeling protocol from that study, it is noted that there are several months where these SODARs did not meet a 90% data capture level⁹. In the case of the VENCO site, a number of parameters also do not meet the 90% data capture level at the 175 and 200 meter levels in six of the 12 months of data collected. The Columbian SODAR data shows similar issues for various parameters above the 200 meter level in four of the 12 months. When CALMET was used, missing data was interpolated by the meteorologic model using both the surface and upper air data that was present and relatively smooth meteorologic fields were created that did more accurately represent the complex valley flows as well as the free stream flows affecting the tall stack sources. For the source composition that existed through much of the last decade, this SO₂ SIP model formulation was ideal for this area.

The permit modeling for the installation of the FGD systems at Mitchell performed in 2004 used the final CALPUFF modeling dataset from the late 1990's SIP Modeling except for updating the modeling inventory to show the impact of changes at other sources in the area that had been permitted and evaluated prior to the FGD permitting exercise. This work evaluated the impacts of the plume changes due to the installation of the FGD on both the surrounding area and demonstrated that the existing SIP was protected. Since the 2004 FGD permit modeling, nearly all of the sources included in that modeling, except Mitchell Plant, have either been shutdown, installed SO₂ controls, or made other process changes that have rendered them low SO₂ emitters that do not need to be considered in this study.

Advancing to the 2015 – 2016 period, the only significant SO₂ Source remaining in the Marshall County area is the Mitchell Plant. As is previously stated, AEPSC is proposing to utilize a Gaussian formulation model for this study. In using a Gaussian model in this application, it is inappropriate to establish a profile base level that is located at the elevation of the valley floor

and not at an elevation that is near or in the free stream flows that will primarily influence the plume behavior. Since this modeling study only considers tall stack sources emitting above the levels significantly impacted by valley conditions based on the Kammer Plant fluid modeling study, regionally available meteorological data sets should be examined to identify surface sites that are collected at or above the ridge elevation.

Since the terrain in the near field around Mitchell Plant rises some 120 to 160 meters above the valley floor, the surface data should at a minimum be collected at site on a ridge. In the region around the Mitchell Plant, there are several ridge top meteorologic sites that appear to meet the necessary criteria and have at least five years of recent data to consider. Table 1 identifies these sites and offers basic information about them.

Considering that the top of stack elevation is 507.8 meters MSL and the ridges in the area of Cardinal are on the order of 325 to 365 meters MSL, the sites that have the closest elevations to the ridge tops in the area of Mitchell are the Wheeling Airport and Pittsburgh Airport, with the Cardinal Plant Dam Site slightly below the Mitchell ridge elevations but, in an open ridge top area at the Cardinal Plant.

Table 1. Regional meteorologic sites that may be useful surface sites for this study.

Site	Dist Dir	Elevation	Type	Data Available	Parameters	Remarks
Wheeling Airport	40 km 20 Deg	365 m	AWOS	2011 to present	Standard AWOS	Approx. 2 km east of valley
Cardinal Plant Dam Site 39-081-0019	50 km 16 Deg	302 m	Industrial	2011 to present	WS, WD, 2 & 10 m T, dT, SR, WD sd	WS, WD missing 2.5 days 5/11; WS,WD missing ~1 wk 9/14
Pittsburgh International Airport	86 km 32 Deg	360 m	ASOS	2011 to present	Standard ASOS	Preferred Upper Air site

For the period covered by this study, all three sites identified in Table 1 are expected to meet data capture requirements (>90% on an hourly basis). Should a site not meet the data completeness requirements, such will be noted in the final modeling report and the site dropped from consideration.

AEPSC's experience with developing AERMET datasets for use in air quality modeling using the meteorologic data collected at the Dam Site at Cardinal Plant for modeling the Cardinal Plant as part of the Steubenville, Ohio SO₂ SIP developed by Ohio EPA has been very successful. The generated data sets used the data from the Dam Site at Cardinal Plant augmented with data from the Wheeling Airport AWOS and Pittsburgh International Airport ASOS resulting in an

essentially complete hybrid dataset for use in AERMET. Further, this dataset avoids issues with cloud cover data for most hours by the preferential use of the solar radiation data collected at the Dam Site met tower by default in AERMET.

While the hybrid Cardinal Dam Site data set used in the Jefferson County SIP Modeling, has proven to be a high quality data set in its application as an on-site data set in the Jefferson County area. However, since it is a hybrid dataset collected for a specific purpose and is collected at the lowest of the three data collection sites identified for this study, it is not the preferred data set for this application. Due to the highest elevation and shortest distance to the Mitchell site, the Wheeling Airport surface site is recommended for use as the surface data site since it has the necessary hourly, 1-minute, and 5 minute data available and the amount of missing and calm data is modest. Table 2 compares the amount of missing and calm data for the Wheeling and Pittsburgh surface sites based on AERMET processed data following USEPA protocols by AEPSC for Wheeling and Ohio EPA for Pittsburgh (2010 to 2014 data processed). This data is shown following the application of AERMINUTE data from the same site as the 1-hour surface data.

Table 2. Missing and Calm hours for the Wheeling and Pittsburgh Surface sites based on AERMET processing.

Site	2011		2012		2013		2014		2015	
	Missing	Calm	Missing	Calm	Missing	Calm	Missing	Calm	Missing	Calm
Wheeling	166	82	132	95	115	51	69	34	89	24
Pittsburgh	5	807	5	949	5	700	3	473	NP	NP

NP denotes Not Processed

The preferred source of upper air data is the Pittsburgh International Airport upper air site as it is the closest upper air site available for the study. The data from this site would also be the most representative of wind conditions at and above 507.8 meters MSL, the top of the Mitchell Plant stack. Missing data will be filled in using objective measures for the critical elevations for periods of less than one to two days. If this is more missing data than can be filled in using objective measures, upper air data from Wilmington, Ohio will be used to fill in the missing data as was the case in the last SIP Modeling activity in the late 1990s¹⁰.

AERSURFACE will be used to determine the surface characteristics for wet, average and dry conditions based on the 1992 Land Use Land Cover geotiff data available from the MRLC System. This information will be input into AERMET based on month specific data for the year being processed and input into Stage 3 of AERMET. Precipitation levels for determining the surface characteristics will be established on a monthly basis using data from the Prism Portal operated by the Oregon State University¹¹ and keyed to the Wheeling Airport site and compared to the 30 year climatologic average for the same location. Moisture levels within +/- 20% of the 30 year climatologic average will be considered average soil moisture levels, with values outside of this range considered either wet or dry depending on the actual value for the year and month being examined. Table 3 shows the determination of the monthly wet, average, or dry moisture levels based on this methodology and used in the Stage 3 AERMET processing.

Table 3. Monthly moisture level determination for Wheeling Airport for the period 2011 through 2015.

Month/Year	2011	2012	2013	2014	2015
January	Dry	Average	Average	Dry	Average
February	Wet	Dry	Average	Average	Dry
March	Wet	Average	Dry	Dry	Wet
April	Wet	Dry	Dry	Average	Wet
May	Wet	Average	Dry	Wet	Dry
June	Wet	Dry	Wet	Average	Wet
July	Dry	Wet	Wet	Wet	Average
August	Wet	Dry	Dry	Wet	Average
September	Wet	Average	Dry	Dry	Wet
October	Wet	Wet	Average	Average	Average
November	Wet	Dry	Average	Dry	Dry
December	Average	Wet	Wet	Average	Wet

PLANT OPERATING DATA

The SO₂ sources at the Mitchell Plant consist of two coal fired steam generators equipped with electrostatic precipitators, limestone flue gas desulfurization equipment, and selective catalytic reduction equipment. Additional minor SO₂ sources at the facility consist of a #2 fuel oil fired auxiliary boiler for use in starting up the main coal fired boilers when needed and supplying building heat when both main coal fired boilers are out of service, two emergency diesel generators, and a diesel quench pump to protect the FGD system in the event that the plant comes off line with no available electric power. Table 2 shows the SO₂ emissions from these various sources for the period 2011 to 2015. Based on this data, the only sources to be modeled will be the main coal fired boilers.

Table 4. SO₂ Emissions by source for Mitchell Plant for years 2011 to 2015 in tons per year.

Source	2011	2012	2013	2014	2015
Unit 1 Main Steam Generator	2153.0	1800.7	764.7	1911.1	1523.8
Unit 2 Main Steam Generator	2366.0	1653.9	1717.0	2546.8	1390.78
Auxiliary Boiler	0.2	0.12	0.49	0.19	0.12
Diesel Quench Pumps	0.0041	0.0009	0.0002	0.0006	0.0002
Coping Power Emergency Generators EG-1 and EG-2	Not Installed	Not Installed	Not Installed	Not Installed	0.0026

While the historical modeling studies previously discussed generally indicated that the full load case was the limiting modeled case, an evaluation of a 75% and 50% load case based on the operating condition developed full load case will be examined in the initial phase of this study work. The initial full load case is shown in Table 4 and represents the 90th percentile exit temperature and flows converted to exit velocity for the years 2012 to 2014 with the CEMS recorded gross load greater than 780 MW. For Unit 1 this resulted in the values being based on 3225 hours of operation and for Unit 2 7064 hours of operation. Emission rates are based on

the 1.2 lb/MMBtu emission limit developed during the FGD System permitting and the revised heat input levels used in the FGD System Permitting process. The differences in the emission rates in g/sec are due to technical differences between the two generating units.

The reduced load cases will use a linear reduction of 25 and 50 percent respectively for 75 and 50 percent load cases from the values shown in Table 4. The temperature will be reduced by 1K for the 75% load case and 2K for the 50% load case based on observed unit behavior at reduced load. Should one of these cases prove to be limiting, the values being used will be checked against the CEMS recorded values in the respective load range to confirm the validity of the estimates being used. Should these values be determined to not be appropriate, full CEMS based data set will be developed for the 75% and 50% load cases and the simulation will be rerun. Documentation of the CEMS based data will be placed in the final report package should this step be taken.

Table 5. Proposed modeling inputs for the initial Mitchell Plant simulation.

Unit - Case	Flue Easting (m)	Flue Northing (m)	Stack Base (m)	Emission Rate (g/sec)	Stack Height (m)	Exit Temp (K)	Exit Velocity (m/sec)	Exit Diameter (m)
Unit 1 - Full	515679	4409009	203	1298.8	304.8	327.15	13.17	10.29
Unit 2 - Full	515675	4409021	203	1282.3	304.8	327.21	13.12	10.29
Unit 1 - 75%	515679	4409009	203	974.1	304.8	326.15	9.87	10.29
Unit 2 - 75%	515675	4409021	203	961.7	304.8	326.21	9.84	10.29
Unit 1 - 50%	515679	4409009	203	649.4	304.8	325.15	6.59	10.29
Unit 2 - 50%	515675	4409021	203	641.2	304.8	325.21	6.56	10.29

Any additional simulations required beyond these initial simulations will only take into account the limiting case determined in the initial modeling. Should a new emission limitation need to be developed, consultation with WVDEP will occur to determine the appropriate method for setting the new limit and appropriate averaging time. Any new limitations ultimately established by this modeling will need to take artifacts introduced by the measurement methodology, data handling, and averaging time into account (e.g. 40 CFR 75 data substitution and diluent capping issues).

REFERENCES

1. Lake Michigan Air Directors Consortium, July 25, 2011 Letter to USEPA Region 5 Air and Radiation Director Cheryl Newton on 1-Hour SO₂ Issues, Attachment page 8, found at http://www.ladco.org/reports/so_2_reports/SO2_modeling_protocol_july_25_2011_final.pdf, last checked October 7, 2016.
2. Long, David, *Analysis of Ambient Monitoring Network Data for Use in Air Quality Modeling*, Presented at the Air and Waste Management Association Annual Meeting, Long Beach, California, June 24 – 27, 2014.
3. Garcia, Sergio, *Background Concentrations and the Need for a New System to Update AERMOD*, 11th USEPA Triennial Modeling Conference, Research Triangle Park, NC, August 12 – 13, 2015.

4. Ohio EPA, *State of Ohio Nonattainment Area State Implementation Plan and Demonstration of Attainment for 1-Hour SO₂ Nonattainment Areas*, April 3, 2015, Updated October 13, 2015, Appendix E, Found at <http://epa.ohio.gov/dapc/SIP/so2.aspx>, last checked September 27, 2016.
5. Energy and Environmental Management, *Dispersion Modeling Protocol for Industrial Source Group Based in Marshall County, West Virginia*, October 1997, Amended April 1998 – pg 3-3
6. Energy and Environmental Management, *Dispersion Modeling Protocol for Industrial Source Group Based in Marshall County, West Virginia*, October 1997, Amended April 1998 – pg 2-10
7. Energy and Environmental Management, *Dispersion Modeling Protocol for Industrial Source Group Based in Marshall County, West Virginia*, October 1997, Amended April 1998 – pg 2-8
8. Energy and Environmental Management, *Dispersion Modeling Protocol for Industrial Source Group Based in Marshall County, West Virginia*, October 1997, Amended April 1998 – pg 2-8
9. Energy and Environmental Management, *Dispersion Modeling Protocol for Industrial Source Group Based in Marshall County, West Virginia*, October 1997, Amended April 1998 – Appendix B
10. Energy and Environmental Management, *Dispersion Modeling Protocol for Industrial Source Group Based in Marshall County, West Virginia*, October 1997, Amended April 1998 – pg 3-3
11. Prism Climate Group, <http://www.prism.oregonstate.edu/explorer/>, last checked August 16, 2016.

**AEP Kentucky Power Company Mitchell Plant
1 Hour SO₂ Modeling Analysis Report
Cresap, WV**

**Prepared for
Kentucky Power Company
and
Wheeling Power Company**

**For Submittal
to
The West Virginia Department of Environmental Protection
Division of Air Quality**

**Prepared by
David J. Long, PE
Air Quality Services Section
American Electric Power Service Corporation**

December 9, 2016

TABLE OF CONTENTS

Introduction	1
Description of Facility and Area	1
Facility and Sources Modeled	2
Modeling Platform	3
Background Value	4
Results	4
Conclusions	10
References	10
Appendix - Modeling Input and Output Files on DVD-ROM	11

LIST OF FIGURES

Figure 1. Mitchell Plant and nearby terrain	1
Figure 2. Close-up of Mitchell Plant.....	2
Figure 3. Receptor grid configuration as used	4
Figure 4. Location of Design Value receptors and heading	6
Figure 5. Receptor plot of the Full Load Subcase 100 meter grid	6
Figure 6. Contour Plot detail of the 100 $\mu\text{g}/\text{m}^3$ and higher contours at full load	7
Figure 7. Contour plot of the Full Load Subcase modeling domain	7
Figure 8. Receptor plot of the 75% Load Subcase 100 meter grid	8
Figure 9. Contour plot of the 75% Load Subcase modeling domain	8
Figure 10. Receptor plot of the 50% Load Subcase 100 meter grid	9
Figure 11. Contour plot of the 50% Load Subcase modeling domain	9

LIST OF TABLES

Table 1. Modeling Inputs for the Base Case Mitchell Plant simulation	3
Table 2. Modeling Inputs for the Control Case Mitchell Plant simulation	3
Table 3. Modeled Control Case Emission Rates at 0.60 lb/MMBtu in lb/hr and g/sec	5
Table 4. Consolidated Design Value results for the Base and Control Cases with Background..	5

INTRODUCTION

American Electric Power Service Corporation (AEPSC) on behalf of the American Electric Power subsidiary companies Kentucky Power Company and Wheeling Power Company that jointly own the Mitchell Plant located at Cresap, West Virginia was requested to perform air quality modeling relating to the impacts from Sulfur Dioxide (SO₂) emissions at the Mitchell Plant. This work was performed as part of the development of a Nonattainment SIP for the 1-hour SO₂ Standard in the Marshall County, West Virginia area by the West Virginia Department of Environmental Protection (WVDEP).

DESCRIPTION OF FACILITY AND AREA

The Mitchell Plant consists of two electric generating units rated at 800 MW net each, equipped with an electrostatic precipitator for particulate control, selective catalytic reduction (SCR) for nitrogen oxide and mercury control, and a limestone based flue gas desulfurization system. The plant is located in the Ohio River Valley in Marshall County, West Virginia, approximately 11 kilometers southwest of Moundsville, West Virginia. The elevation of the plant site is 203 m MSL with a valley that is typically between 1.0 and 1.5 kilometers wide in the vicinity of the plant site. The ridges that define the valley typically rise 120 to 160 meters above the valley floor in the vicinity of the plant. Figure 1 shows the nearfield view of the plant and terrain while Figure 2 shows a close-up of the plant.

Figure 1. Mitchell Plant and nearby terrain.



1

Figure 2. Close-up of Mitchell Plant.



The original 1204 foot stack was replaced by the current 1000 foot stack (304.80 meters) constructed as part of the FGD project that was placed in service in 2007 with the entire height being considered fully creditable for modeling based on a 2004 opinion issued by USEPA Region III in conjunction with the permitting of the FGD Systems on Units 1 and 2. This opinion was discussed in detail in the modeling protocol for this project.

FACILITY AND SOURCES MODELED

Based on discussions with WVDEP, the only facility to be considered in this study is the Mitchell Plant as it is the only significant source of SO₂ impacting Marshall County remaining in operation at the time of this study. In the protocol, this discussion was further documented along with the emissions for all of the combustion sources at the Mitchell Plant. Based on this multi-year documentation, the only sources examined were the coal fired main steam generators on the two generating units.

The emissions from the generating units were examined in both a Base Case condition based on the FGD Permit 1.20 lb/MMBtu emission limit and a Control Case that was ultimately based on an emission rate of 0.60 lb/MMBtu. Operating conditions were based on the full load 90th

percentile values of temperature and exit gas flow rates measured by the Part 75 CEMS Systems for the period 2012 to 2014. The exit gas flow rates were then reduced to 75% and 50% of the full load value for the reduced load cases and the temperatures were dropped 1°K per load range to represent the minor differences in temperature observed across the load range. Tables 1 and 2 show the Base Case and Control Case operational inputs for Units 1 and 2.

Table 1. Modeling Inputs for the Base Case Mitchell Plant simulation.

Unit - Case	Flue Easting (m)	Flue Northing (m)	Stack Base (m)	Emission Rate (g/sec)	Stack Height (m)	Exit Temp (K)	Exit Velocity (m/sec)	Exit Diameter (m)
Unit 1 - Full	515679	4409009	203	1298.8	304.8	327.15	13.17	10.29
Unit 2 - Full	515675	4409021	203	1282.3	304.8	327.21	13.12	10.29
Unit 1 - 75%	515679	4409009	203	974.1	304.8	326.15	9.87	10.29
Unit 2 - 75%	515675	4409021	203	961.7	304.8	326.21	9.84	10.29
Unit 1 - 50%	515679	4409009	203	649.4	304.8	325.15	6.59	10.29
Unit 2 - 50%	515675	4409021	203	641.2	304.8	325.21	6.56	10.29

Table 2. Modeling Inputs for the Control Case Mitchell Plant simulation.

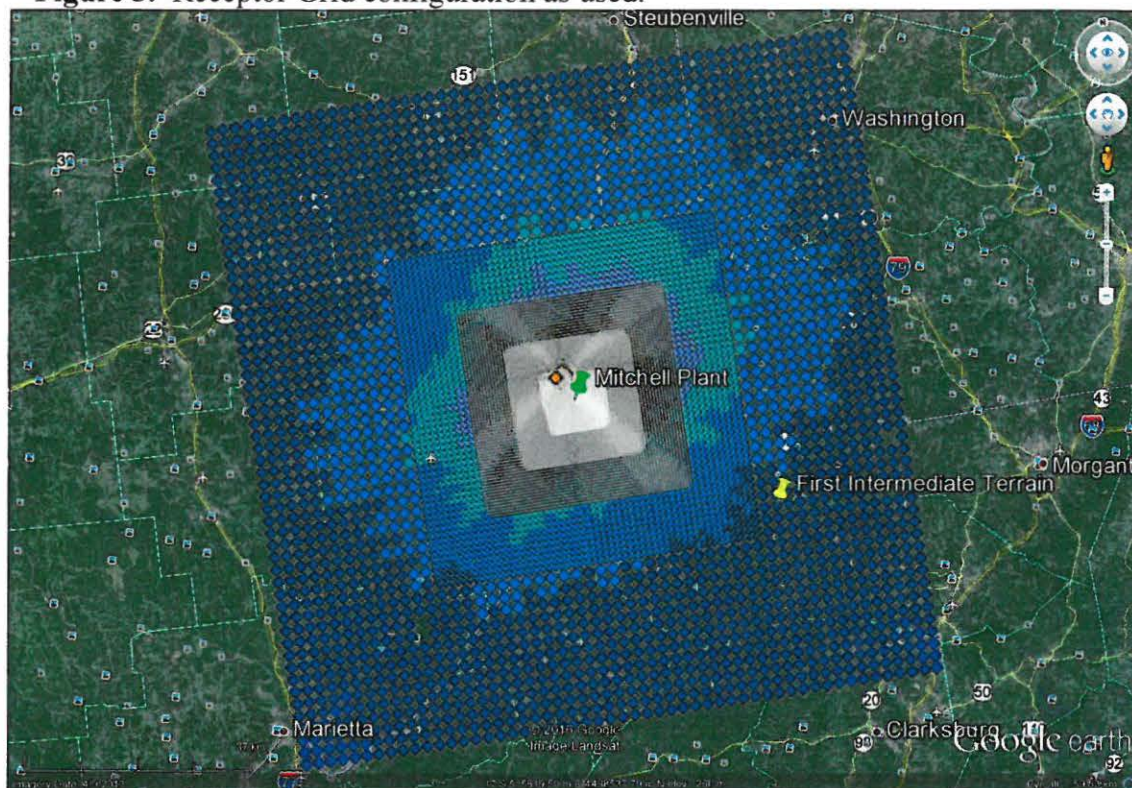
Unit - Case	Flue Easting (m)	Flue Northing (m)	Stack Base (m)	Emission Rate (g/sec)	Stack Height (m)	Exit Temp (K)	Exit Velocity (m/sec)	Exit Diameter (m)
Unit 1 - Full	515679	4409009	203	649.40	304.8	327.15	13.17	10.29
Unit 2 - Full	515675	4409021	203	641.15	304.8	327.21	13.12	10.29
Unit 1 - 75%	515679	4409009	203	487.05	304.8	326.15	9.87	10.29
Unit 2 - 75%	515675	4409021	203	480.85	304.8	326.21	9.84	10.29
Unit 1 - 50%	515679	4409009	203	324.85	304.8	325.15	6.59	10.29
Unit 2 - 50%	515675	4409021	203	320.60	304.8	325.21	6.56	10.29

MODEL PLATFORM USED

As detailed in the Modeling Protocol, AERMOD Version 15181 was used for the simulations presented in this report. No Beta Options were utilized. In support of the AERMOD simulations, Version 11103 of AERMAP was used to develop the nested modeling grid shown in Figure 3. No additional receptors were added to or removed from the grid as described in the Modeling Protocol. Version 04274 of BPIPPRM was used to determine the building and structure height impacts on the stack for input into AERMOD.

The meteorologic inputs used were developed for the period 2011 through 2015 using Version 15181 of AERMET using Wheeling Airport surface data along with 1 and 5 minute data from the ASOS located at the site. Upper Air Data was sourced from the Greater Pittsburgh International Airport site through the National Oceanic and Atmospheric Administration Earth System Research Laboratory Radiosonde Database. The AERMET processing was supported via the use of AERSURFACE Version 13016 to determine the Albedo, Bowen Ratio, and Surface Roughness on a monthly basis for the five year period and AERMINUTE Version 15272 for processing the 1 and 5 minute ASOS data.

Figure 3. Receptor Grid configuration as used.



The input and output files used in the development of the modeling platform can be found on the DVD's in the Appendix.

BACKGROUND VALUE

The background value developed by Ohio EPA¹ as part of the Jefferson County, Ohio and Brooke County, WV nonattainment study was used for this study as described in the Modeling Protocol. More details on the development of this background value of 8.1 ppb (21.2 $\mu\text{g}/\text{m}^3$) can be found in the Modeling Protocol for this project and the Ohio EPA documentation previously referenced.

RESULTS

When the base case was run using the currently permitted emission rate of 1.2 lb/MMBtu, the modeled design value exceeded the 1-Hour SO₂ ambient standard of 196.6 $\mu\text{g}/\text{m}^3$ by a significant amount. This indicated that the permitted limit would need to be reduced to bring the area into modeled attainment with the 1-Hour SO₂ Standard. In order to determine what this new permitted limit needed to be, it was necessary to adjust the modeled value to remove the impacts of background in order to determine the emission rate necessary to model attainment. It was also determined that the limiting case was the full load case.

When the background value of 21.2 $\mu\text{g}/\text{m}^3$ was removed from both the modeled base case value and the ambient standard the resulting emission rate adjustment ratio of 0.50 was determined and applied to the current emission limit of 1.2 lb/MMBtu resulting in a projected emission rate of 0.60 lb/MMBtu needed to model attainment with the 1-Hour SO₂ Standard at all receptors in the domain. When the projected control emission rate of 0.60 lb/MMBtu was modeled as shown in Tables 2 and 3, it demonstrated modeled attainment when background was added. The design value results for the entire modeling domain for both the base case and control case simulations for all load ranges are shown in Table 4.

Table 3. Modeled Control Case Emission Rates at 0.60 lb/MMBtu in lb/hr and g/sec.

	Full Load			75% Load			50% Load		
	Heat Input (MMBtu)	lb/hr	g/sec	Heat Input (MMBtu)	lb/hr	g/sec	Heat Input (MMBtu)	lb/hr	g/sec
Unit 1	8590	5154.1	649.40	6442.6	3865.6	487.05	4297.1	2578.2	324.85
Unit 2	8481	5088.6	641.15	6360.6	3816.3	480.85	4240.8	2544.5	320.60
Plant Total	17071	10242.7	1290.55	12803.2	7681.9	967.90	8537.9	5122.7	645.45

Table 4. Consolidated Design Value results for the Base and Control Cases with Background

Case/Load	Full Load		75% Load		50% Load	
	$\mu\text{g}/\text{m}^3$	Location	$\mu\text{g}/\text{m}^3$	Location	$\mu\text{g}/\text{m}^3$	Location
Base Case	369.49	518775.5 E 4410220.0 N	317.74	518375.5 E 4410020.0 N	249.95	518375.5 E 4410020.0 N
Control Case	195.34	518775.5 E 4410220.0 N	169.47	518375.5 E 4410020.0 N	135.57	518375.5 E 4410020.0 N

In examining the results of the Base Case and Control Case simulations shown in Table 4, it is noted that the 75% Load and 50% Load subcases have design values that are located at the same receptor, approximately 447 meters from the location of the Design Value Receptor for the Full Load subcase with both essentially on a direct line back toward the Mitchell Stack. The Full Load design value is roughly 3.3 kilometers from the Mitchell Stack on a heading of 69 degrees as shown in Figure 4. The two receptors where the Full Load and 75% and 50% Load Design Values are resident are on the top of the first ridge near the rear of the ridge. Both receptors are located on property that is not owned or controlled by Kentucky Power, Wheeling Power, or any related entity.

Plots showing the details of the Control Case modeling for both the 100 meter grid that contains the Design Value receptors and the overall 50 kilometer grid used for the entire study are shown by load subcase in Figures 5 through 11.

Figure 4. Location of Design Value receptors and heading.



Figure 5. Receptor plot of the Full Load Subcase 100 meter grid.

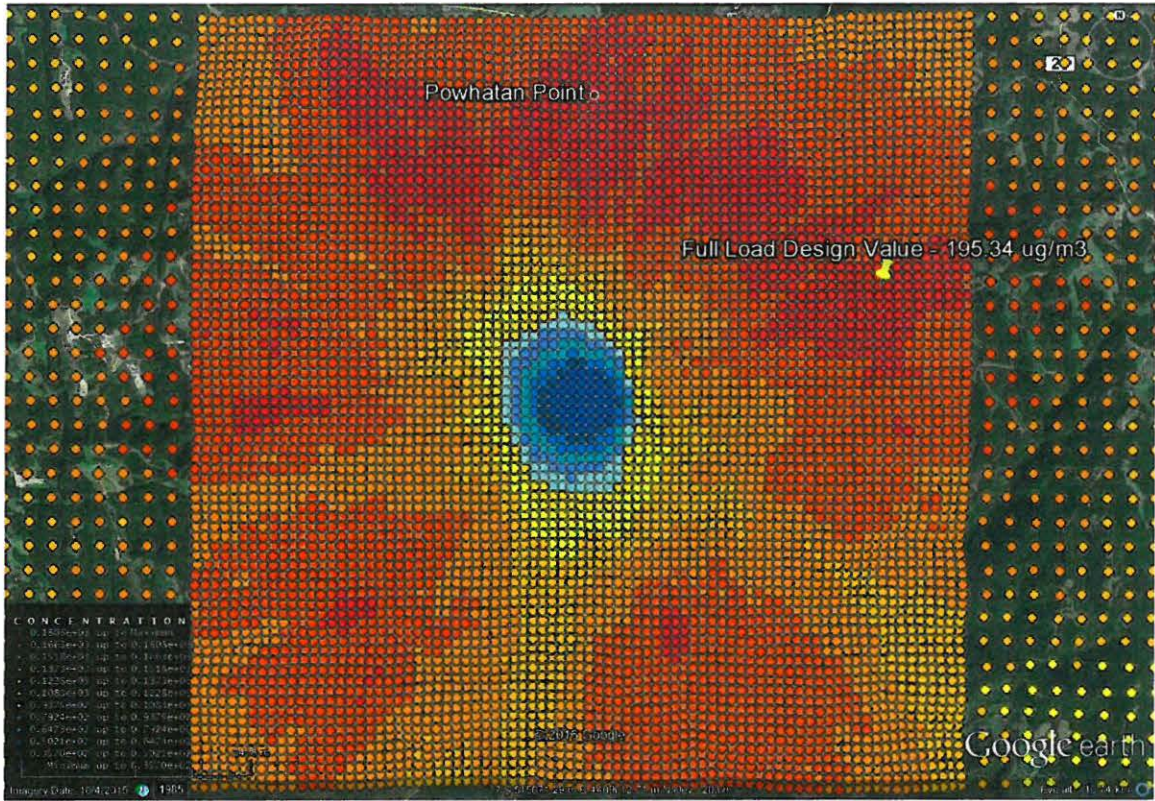


Figure 6. Contour Plot detail of the 100 µg/m³ and higher contours at full load.

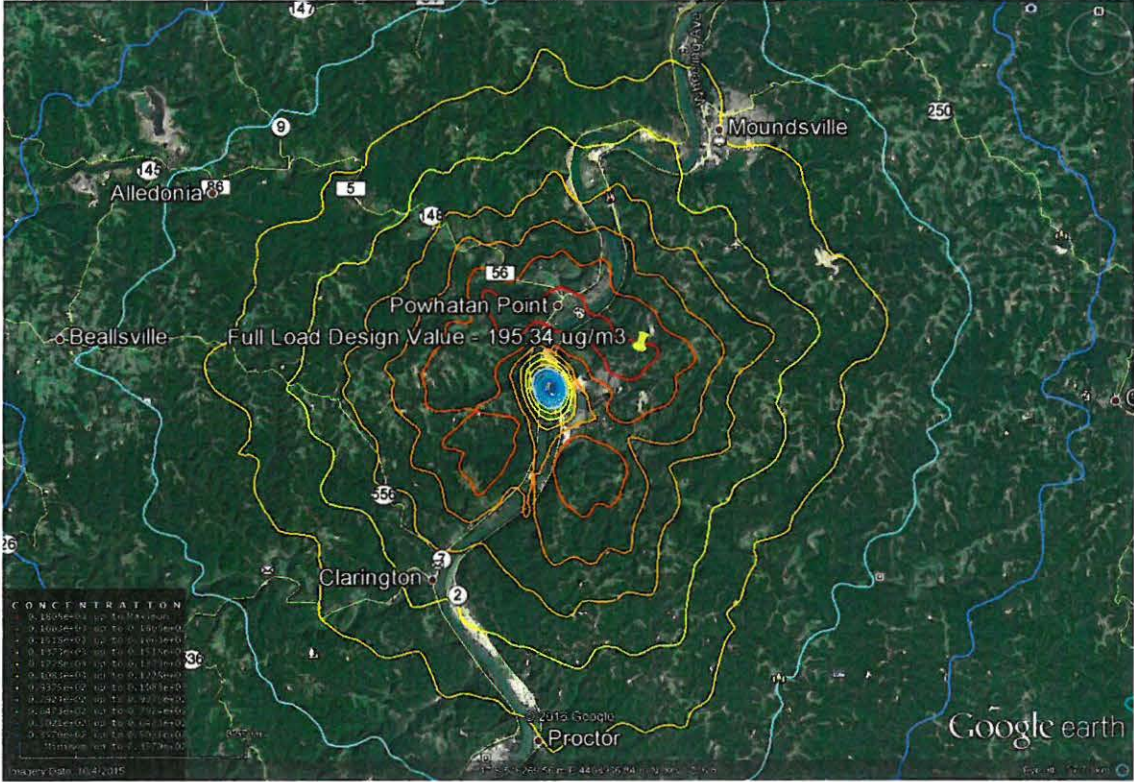


Figure 7. Contour plot of the Full Load Subcase modeling domain.

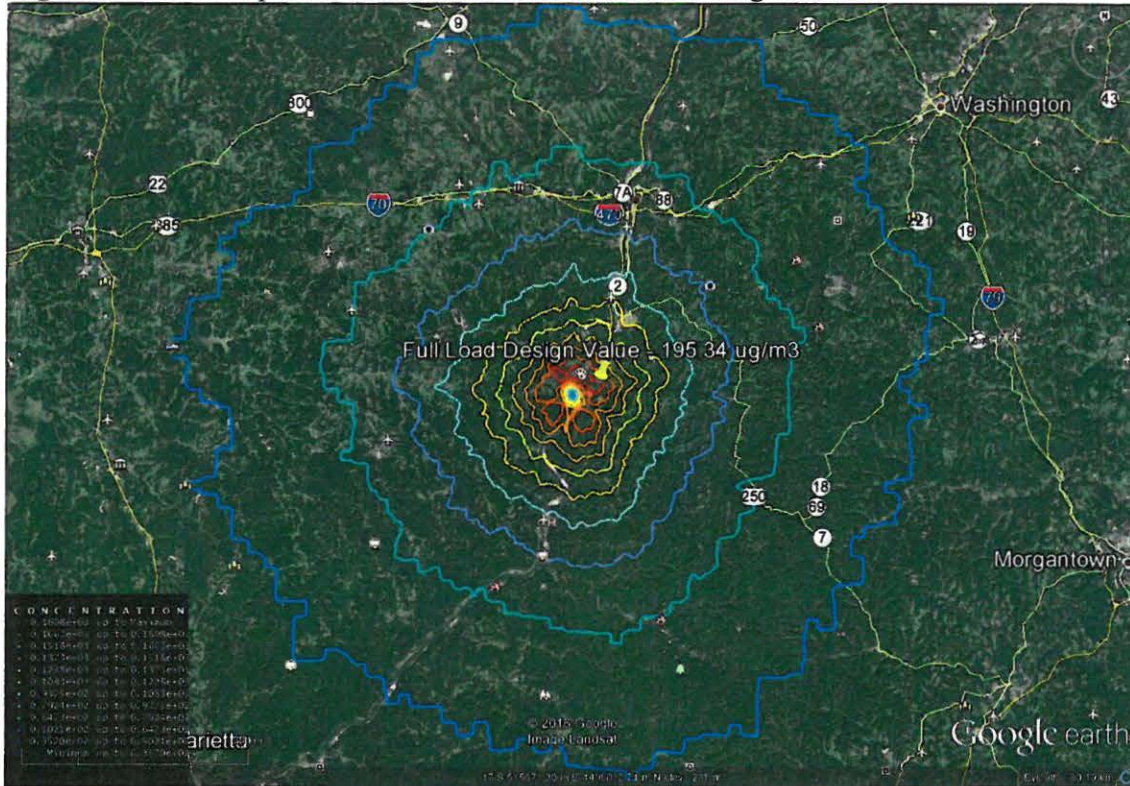


Figure 8. Receptor plot of the 75% Load Subcase 100 meter grid.

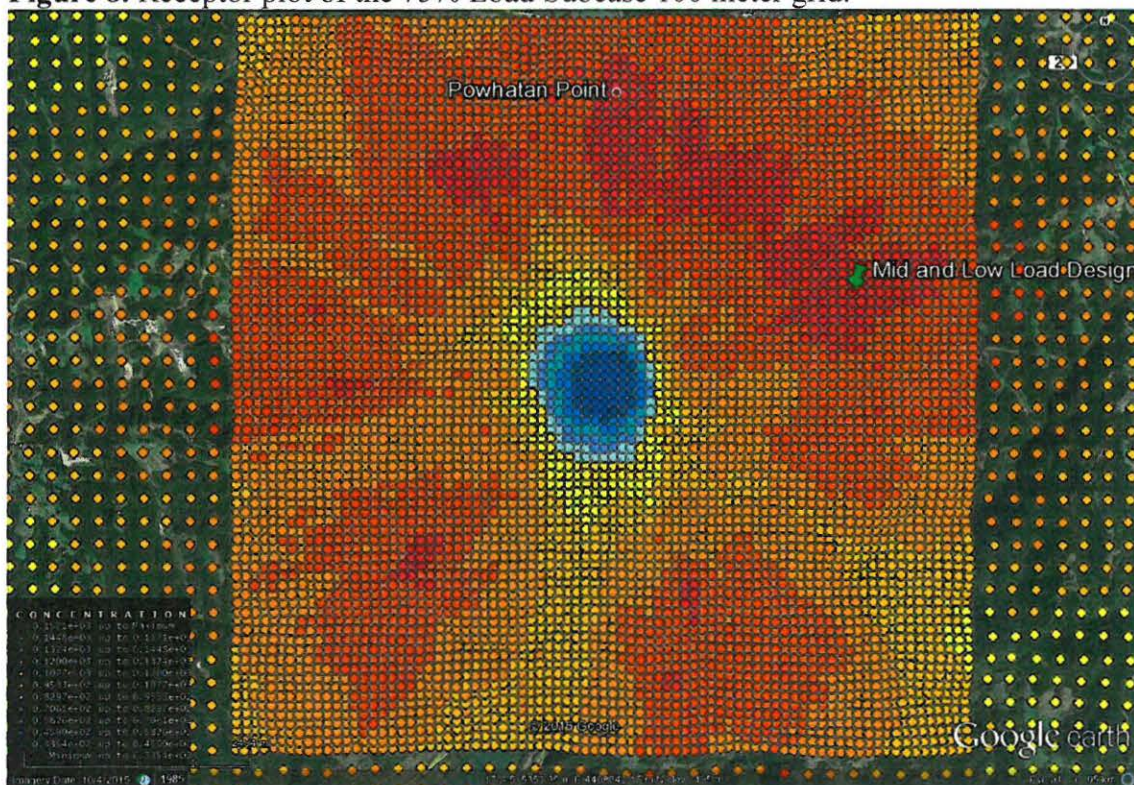


Figure 9. Contour plot of the 75% Load Subcase modeling domain.

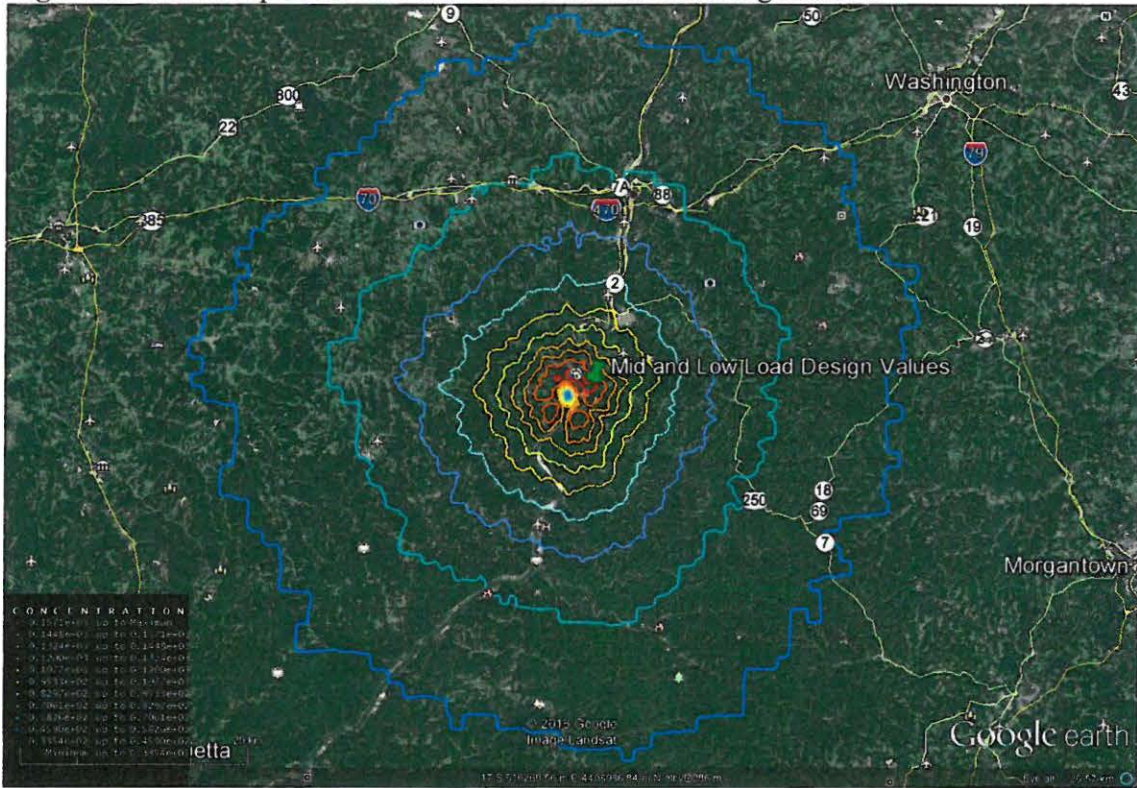


Figure 10. Receptor plot of the 50% Load Subcase 100 meter grid.

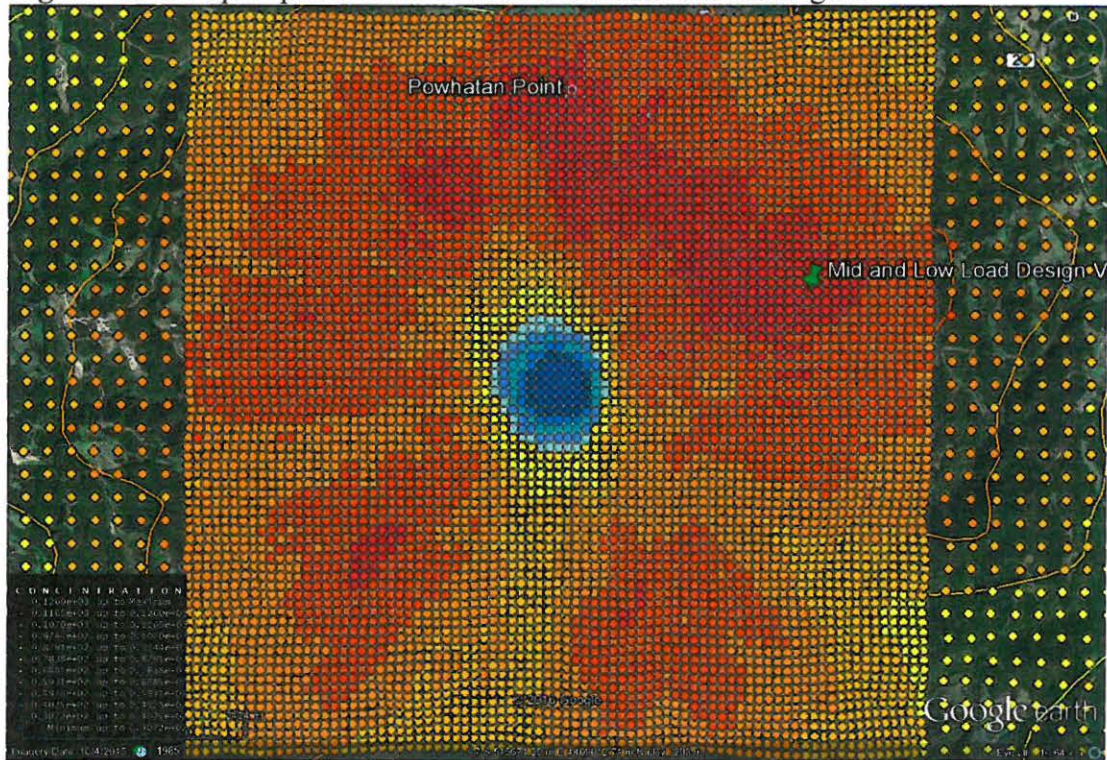
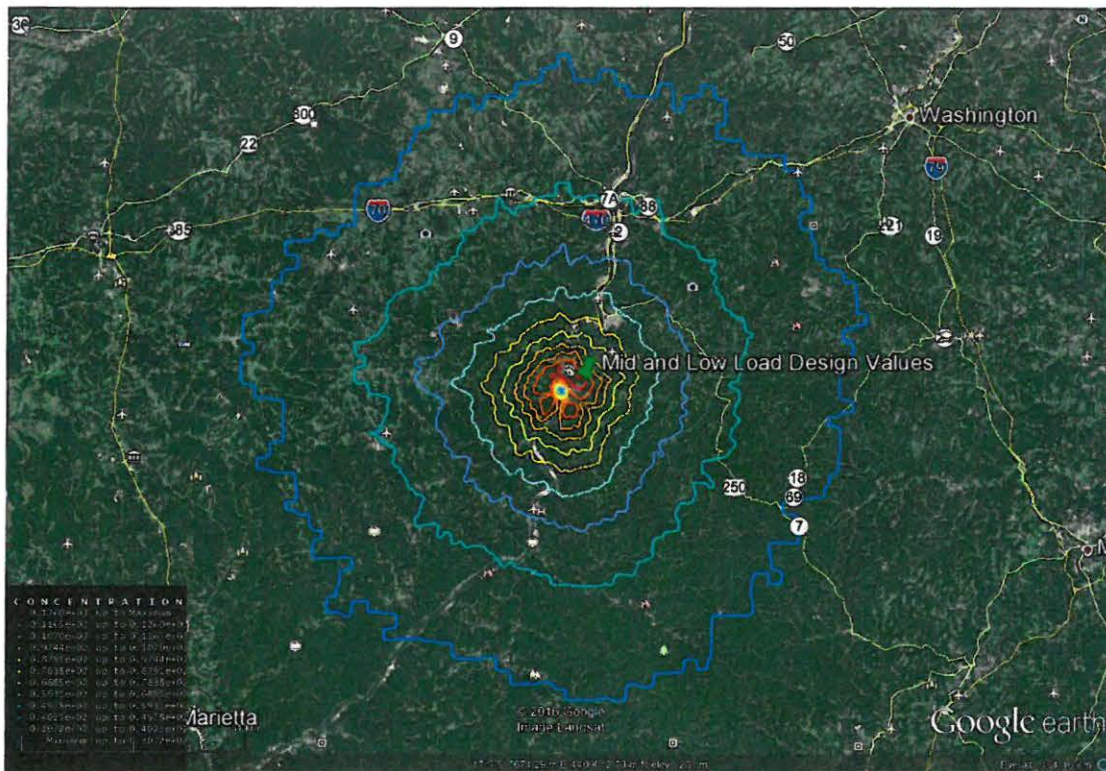


Figure 11. Contour plot of the 50% Load Subcase modeling domain.



CONCLUSIONS

Based on this modeling study, the appropriate modeled solution to achieve attainment with the 1-Hour SO₂ Standard on a one hour basis is an emission limit based on 0.60 lb/MMBtu at the heat inputs of 8590 and 8481 MMBtu per unit for Units 1 and 2 at Mitchell Plant respectively or a plant total of 10242.7 lb/hr of SO₂. A plant total emission limit is appropriate in this case since the two discharges are within just a few meters of each other in a single shell stack.

While a plant total emission limit is appropriate for Mitchell, the use of a one hour limit is not appropriate without allowances being made to remove the impact of artifacts generated by the use of 40 CFR Part 75 monitoring techniques. These artifacts include data substitutions that increase the consumption of allowances under various other USEPA programs and diluent capping in an effort to put more accuracy into the calculated emissions under very low load operations where monitored diluent values are very low. These conditions can result in reported hourly emissions under Part 75 that serve to increase the consumption of allowances, but do not result in accurate actual hourly emissions for use in determining compliance with an ambient standard program or for use in air quality modeling analyses.

Based on the known issues with Part 75 data, it is recommended that any emission limit imposed as a result of this study allow the use of unbiased, unsubstituted CEMS data, which would make most of the data impacted by the Part 75 artifacts show up as missing or erroneous resulting in their not being used in the determination. It is also recommended that a longer term average than one hour be used for the compliance determination to reduce the probability that an artifact in the one hour data would influence the determination that the facility was or was not in compliance

with the SIP emission limit. USEPA in its April 23, 2014 Guidance for One Hour SO₂ Nonattainment Area SIP Submittals² describes a method for converting one hour modeled emission rates into longer term average emission limits.

It is the desire of Kentucky Power and Wheeling Power that the emission limit for the Mitchell Plant be set on a longer averaging time basis than one hour. While not done as part of this modeling study, an evaluation of historic Mitchell Plant CEMS data has been performed and is being submitted separately from this report. The result of this evaluation additional should be used in conjunction with this modeling study to determine the appropriate long term emission limit for use at Mitchell Plant.

REFERENCES

1. Ohio EPA, *State of Ohio Nonattainment Area State Implementation Plan and Demonstration of Attainment for 1-Hour SO₂ Nonattainment Areas*, April 3, 2015, Updated October 13, 2015, Appendix E, Found at <http://epa.ohio.gov/dapc/SIP/so2.aspx>, last checked September 27, 2016.
2. USEPA, *Guidance for One Hour SO₂ Nonattainment Area SIP Submittals*, April 23, 2014, Appendix C.

[This page intentionally left blank.]

APPENDIX
Modeling Input and Output Files on DVD-ROM

[This page intentionally left blank.]



west virginia department of environmental protection

Statistical Analysis

West Virginia Division of Air Quality
601 57th Street, SE
Charleston, WV 25304

Promoting a healthy environment.

[This page intentionally left blank.]

Crowder, Laura M

From: Gregory J Wooten <gjwooten@aep.com>
Sent: Wednesday, December 7, 2016 2:04 PM
To: Crowder, Laura M
Cc: David J Long; Janet J Henry; John C Hendricks
Subject: Mitchell CEMS Data Evaluation
Attachments: Mitchell Part 60 Data Evaluation 10012011 through 09302016.xlsx

Laura,

Attached is the spreadsheet containing the Mitchell SO₂ CEMS data evaluation using an assumed modeling derived one-hour limit of 0.60 lbs/MMBtu. The spreadsheet utilizes 5 years of historic Part 60 CEMS data (unbiased, no data substitution). Below are the results of an evaluation to determine an equivalent 30 Day Average emission rate equivalent to the full load emission rate derived the modeling work.

The time period evaluated was October 1, 2011 through September 30, 2016. 30 Day Averages were calculated in the same way that MATS 30 day averages are calculated. Only operating days are included in the averages. An operating day, in this case, is any calendar day in which one or both of the generating units had at least one hour of emissions data (>0) reported. The 30 Day Average values are the simple mathematical averages of the hourly data over the past 30 operating days (Hours with 0 emissions are excluded from the average).

The equivalent 30 Day Average emission rate was determined by calculating the 99th percentile values of the entire set of hourly values and the entire set of 30 day average values. A ratio of the two were determined (30 day:hrly). That ratio was then multiplied by the hourly emission rate determined in the modeling. The equivalent 30 Day Avg Emission Rate was determined to be 7,177.85 lbs/Hr (both units combined).

The summary results are below.

Unit 1 Full Load HI Used in Modeling	8590	MMBtu/hr
Unit 2 Full Load HI Used in Modeling	8481	MMBtu/hr
Assumed Hourly Full Load SO ₂ Emission Limit at 0.60 lb/MMBtu (both Units combined)	10242.60	lbs/Hr
99th Percentile of Historic Hourly SO ₂ Data (10/1/2011-9/30/2016)	2133.10	lbs/Hr
99th Percentile of Historic 30Day Averages SO ₂ Data (10/1/2011-9/30/2016)	1286.59	lbs/Hr
Ratio of Historic 30D Avg:Hr	0.603	
Resulting 30 Day Avg SO₂ Limit Equivalent to 10,242.60 lb/hr Limit	6177.85	lbs/Hr
Number of Historic 30 Day Avg in Exceedance of 5251,22 lb/hr (10/1/2011-9/30/2016)	0	

The actual spreadsheet is also attached for reference and review. Feel free to distribute to others at the WVDEP, as necessary.

G. J. (Greg) Wooten
AEP Air Quality Services Section
Bus. Ph: 614-716-1262
Bus. FAX: 614-716-1252

[This page intentionally left blank.]

Mitchell SO2 Data Evaluation to Determine 30 Day Avg. Limit Equivalent to 1 Hr Avg. Limit

Unit 1 Full Load HI Used in Modeling	8590	MMBtu/hr
Unit 2 Full Load HI Used in Modeling	8481	MMBtu/hr
Assumed Hourly Full Load SO2 Emission Limit at 0.60 lb/MMBtu (both Units combined)	10242.60	lbs/Hr
99th Percentile of Historic Hourly SO2 Data (10/1/2011-9/30/2016)	2133.10	lbs/Hr
99th Percentile of Historic 30Day Averages SO2 Data (10/1/2011-9/30/2016)	1286.59	lbs/Hr
Ratio of Historic 30D Avg:Hr	0.603	
Resulting 30 Day Avg SO2 Limit Equivalent to 10,242.60 lb/hr Limit	6177.85	lbs/Hr
Number of Historic 30 Day Avg in Exceedance of 5251,22 lb/hr (10/1/2011-9/30/2016)	0	

[This page intentionally left blank.]

	Unit 1 (Part 75 Data)	Unit 1 (Part 60 Data)	Unit 2 (Part 75 Data)	Unit 2 (Part 60 Data)	Units 1&2 Combined
	SO2_LbPerHr	SO2_P60_LbPerHr	SO2_LbPerHr	SO2_P60_LbPerHr	(Part 60 Data)
	1H	1H	1H	1H	
Time	Value	Value	Value	Value	
10/01/2011 00:00	0	0	843.5	746.1	746.1
10/01/2011 01:00	0	0	772.8	684.3	684.3
10/01/2011 02:00	0	0	805.7	713.6	713.6
10/01/2011 03:00	0	0	172.6	152.8	152.8
10/01/2011 04:00	0	0	233.1	206.9	206.9
10/01/2011 05:00	0	0	439.4	389.1	389.1
10/01/2011 06:00	0	0	1566.1	1386.1	1386.1
10/01/2011 07:00	0	0	1560.3	1381	1381
10/01/2011 08:00	0	0	517.2	457.7	457.7
10/01/2011 09:00	0	0	497.6	440.2	440.2
10/01/2011 10:00	0	0	505.5	447.8	447.8
10/01/2011 11:00	0	0	483.6	428.4	428.4
10/01/2011 12:00	0	0	480.5	425.4	425.4
10/01/2011 13:00	0	0	511	451.8	451.8
10/01/2011 14:00	0	0	471.6	417	417
10/01/2011 15:00	0	0	457	404.6	404.6
10/01/2011 16:00	0	0	463.6	410.9	410.9
10/01/2011 17:00	0	0	454.8	402.1	402.1
10/01/2011 18:00	0	0	464.1	411.3	411.3
10/01/2011 19:00	0	0	464.8	412.1	412.1
10/01/2011 20:00	0	0	458.4	405.6	405.6
10/01/2011 21:00	0	0	470.8	415.9	415.9
10/01/2011 22:00	0	0	458.9	406.3	406.3
10/01/2011 23:00	0	0	407	360.1	360.1
10/02/2011 00:00	0	0	505	447.6	447.6
10/02/2011 01:00	0	0	427.8	379.1	379.1
10/02/2011 02:00	0	0	356.8	315.7	315.7
10/02/2011 03:00	0	0	436.8	386.5	386.5
10/02/2011 04:00	0	0	375.2	332	332
10/02/2011 05:00	0	0	368.1	325.4	325.4
10/02/2011 06:00	0	0	426	376.3	376.3
10/02/2011 07:00	0	0	379.6	336.3	336.3
10/02/2011 08:00	0	0	372.4	329	329
10/02/2011 09:00	0	0	421.6	373.3	373.3
10/02/2011 10:00	0	0	397.4	351.5	351.5
10/02/2011 11:00	0	0	400.1	354.2	354.2
10/02/2011 12:00	0	0	395.9	350.2	350.2
10/02/2011 13:00	0	0	412.3	364.3	364.3
10/02/2011 14:00	0	0	387.2	343.4	343.4
10/02/2011 15:00	0	0	387.4	343.6	343.6
10/02/2011 16:00	0	0	384.4	340.8	340.8
10/02/2011 17:00	0	0	376.1	332.7	332.7
10/02/2011 18:00	0	0	371.6	328.3	328.3
10/02/2011 19:00	0	0	362.9	321.5	321.5
10/02/2011 20:00	0	0	360.8	319.4	319.4
10/02/2011 21:00	0	0	373.5	329.9	329.9
10/02/2011 22:00	0	0	377.3	333.7	333.7
10/02/2011 23:00	0	0	373.5	330	330
10/03/2011 00:00	0	0	384.8	341.1	341.1
10/03/2011 01:00	0	0	384.4	340.8	340.8
10/03/2011 02:00	0	0	387.4	342.1	342.1
10/03/2011 03:00	0	0	406.8	359.8	359.8
10/03/2011 04:00	0	0	391.3	346.7	346.7
10/03/2011 05:00	0	0	374.1	331.6	331.6
10/03/2011 06:00	0	0	447.5	395.7	395.7
10/03/2011 07:00	0	0	399.5	353.5	353.5
10/03/2011 08:00	0	0	370.6	327.3	327.3
10/03/2011 09:00	0	0	393	347.6	347.6
10/03/2011 10:00	0	0	428.4	378.6	378.6
10/03/2011 11:00	0	0	408.7	361.1	361.1
10/03/2011 12:00	0	0	390.6	345.3	345.3
10/03/2011 13:00	0	0	405.4	358.2	358.2
10/03/2011 14:00	0	0	404.9	358	358
10/03/2011 15:00	0	0	400.2	353.5	353.5
10/03/2011 16:00	0	0	387.1	342.2	342.2

	Unit 1 (Part 75 Data)	Unit 1 (Part 60 Data)	Unit 2 (Part 75 Data)	Unit 2 (Part 60 Data)	Units 1&2 Combined
	SO2_LbPerHr	SO2_P60_LbPerHr	SO2_LbPerHr	SO2_P60_LbPerHr	(Part 60 Data)
	1H	1H	1H	1H	
Time	Value	Value	Value	Value	
10/03/2011 17:00	0	0	369.7	326.8	326.8
10/03/2011 18:00	0	0	376.3	333.2	333.2
10/03/2011 19:00	0	0	408.5	361	361
10/03/2011 20:00	0	0	398.7	353.4	353.4
10/03/2011 21:00	0	0	417.4	370.1	370.1
10/03/2011 22:00	0	0	434.8	385.2	385.2
10/03/2011 23:00	0	0	295.4	261.3	261.3
10/04/2011 00:00	0	0	538.5	477	477
10/04/2011 01:00	0	0	456.6	404.2	404.2
10/04/2011 02:00	0	0	302.5	267.9	267.9
10/04/2011 03:00	0	0	380.3	335.8	335.8
10/04/2011 04:00	0	0	527.9	466.6	466.6
10/04/2011 05:00	0	0	420	371.9	371.9
10/04/2011 06:00	0	0	373.8	330.2	330.2
10/04/2011 07:00	0	0	383	339.3	339.3
10/04/2011 08:00	0	0	405.1	359.1	359.1
10/04/2011 09:00	0	0	8569.3	7583.7	7583.7
10/04/2011 10:00	0	0	6314	5587.6	5587.6
10/04/2011 11:00	0	0	10994.9	9730.4	9730.4
10/04/2011 12:00	0	0	455.1	402.6	402.6
10/04/2011 13:00	0	0	403.3	357.1	357.1
10/04/2011 14:00	0	0	378.5	334.4	334.4
10/04/2011 15:00	0	0	396.8	350.4	350.4
10/04/2011 16:00	0	0	410.3	363.7	363.7
10/04/2011 17:00	0	0	408.1	361.3	361.3
10/04/2011 18:00	0	0	406.2	359.4	359.4
10/04/2011 19:00	0	0	413.6	366.8	366.8
10/04/2011 20:00	0	0	395.6	349.3	349.3
10/04/2011 21:00	0	0	403.5	357.1	357.1
10/04/2011 22:00	0	0	389.5	345.1	345.1
10/04/2011 23:00	0	0	412.3	365.7	365.7
10/05/2011 00:00	0	0	416.7	368	368
10/05/2011 01:00	0	0	415.3	366.8	366.8
10/05/2011 02:00	0	0	409.7	363.1	363.1
10/05/2011 03:00	0	0	420.7	372	372
10/05/2011 04:00	0	0	428.3	379.6	379.6
10/05/2011 05:00	0	0	423.1	374.4	374.4
10/05/2011 06:00	0	0	465.4	412.3	412.3
10/05/2011 07:00	0	0	441.7	390.9	390.9
10/05/2011 08:00	0	0	7575.9	6705.6	6705.6
10/05/2011 09:00	0	0	8200.4	7257.6	7257.6
10/05/2011 10:00	0	0	8286	7334.3	7334.3
10/05/2011 11:00	0	0	11722	10374.4	10374.4
10/05/2011 12:00	0	0	14413.2	12756.5	12756.5
10/05/2011 13:00	0	0	405.3	358.7	358.7
10/05/2011 14:00	0	0	318.1	282.3	282.3
10/05/2011 15:00	0	0	345.3	305.2	305.2
10/05/2011 16:00	0	0	421.5	372.4	372.4
10/05/2011 17:00	0	0	482.5	426.8	426.8
10/05/2011 18:00	0	0	468.3	415	415
10/05/2011 19:00	0	0	439.3	388.6	388.6
10/05/2011 20:00	0	0	422.1	373.5	373.5
10/05/2011 21:00	0	0	426.7	378	378
10/05/2011 22:00	0	0	418.6	370.1	370.1
10/05/2011 23:00	0	0	348.7	308.2	308.2
10/06/2011 00:00	0	0	316.1	279.2	279.2
10/06/2011 01:00	0	0	349.5	309.7	309.7
10/06/2011 02:00	0	0	317.2	281.4	281.4
10/06/2011 03:00	0	0	474.3	419.9	419.9
10/06/2011 04:00	0	0	708.7	626.6	626.6
10/06/2011 05:00	0	0	574.1	507.3	507.3
10/06/2011 06:00	0	0	422.9	374.1	374.1
10/06/2011 07:00	0	0	384.7	340.3	340.3
10/06/2011 08:00	0	0	410.7	363.7	363.7
10/06/2011 09:00	0	0	461.7	408.2	408.2

	Unit 1 (Part 75 Data)	Unit 1 (Part 60 Data)	Unit 2 (Part 75 Data)	Unit 2 (Part 60 Data)	Units 1&2 Combined
	SO2_LbPerHr	SO2_P60_LbPerHr	SO2_LbPerHr	SO2_P60_LbPerHr	(Part 60 Data)
	1H	1H	1H	1H	
Time	Value	Value	Value	Value	
10/06/2011 10:00	0	0	493.4	437.4	437.4
10/06/2011 11:00	0	0	471.4	417.8	417.8
10/06/2011 12:00	0	0	452.2	400.6	400.6
10/06/2011 13:00	0	0	450.4	398.7	398.7
10/06/2011 14:00	0	0	461	407.2	407.2
10/06/2011 15:00	0	0	465.8	412	412
10/06/2011 16:00	0	0	460.9	407.1	407.1
10/06/2011 17:00	0	0	449.2	397.3	397.3
10/06/2011 18:00	0	0	444.7	393	393
10/06/2011 19:00	0	0	456.3	404.2	404.2
10/06/2011 20:00	0	0	446.6	394.8	394.8
10/06/2011 21:00	0	0	451.5	399.6	399.6
10/06/2011 22:00	0	0	435.5	384.6	384.6
10/06/2011 23:00	0	0	439.6	388.6	388.6
10/07/2011 00:00	0	0	294.3	260.5	260.5
10/07/2011 01:00	0	0	334.4	295.8	295.8
10/07/2011 02:00	0	0	713	630.2	630.2
10/07/2011 03:00	0	0	447.8	395.5	395.5
10/07/2011 04:00	0	0	515.4	455.7	455.7
10/07/2011 05:00	0	0	460.2	406.5	406.5
10/07/2011 06:00	0	0	434	384.6	384.6
10/07/2011 07:00	0	0	434.1	384.7	384.7
10/07/2011 08:00	0	0	441.2	389.9	389.9
10/07/2011 09:00	0	0	458.6	405	405
10/07/2011 10:00	0	0	433.4	383.4	383.4
10/07/2011 11:00	0	0	393.9	348.4	348.4
10/07/2011 12:00	0	0	406.3	360.1	360.1
10/07/2011 13:00	0	0	307.5	271.8	271.8
10/07/2011 14:00	0	0	440.4	389.6	389.6
10/07/2011 15:00	0	0	410	363	363
10/07/2011 16:00	0	0	336.5	297.8	297.8
10/07/2011 17:00	0	0	463.1	409.3	409.3
10/07/2011 18:00	0	0	573	507.8	507.8
10/07/2011 19:00	0	0	454.5	401.6	401.6
10/07/2011 20:00	0	0	436.9	386.1	386.1
10/07/2011 21:00	0	0	332.6	295.1	295.1
10/07/2011 22:00	0	0	571.9	506.9	506.9
10/07/2011 23:00	0	0	522.9	462.6	462.6
10/08/2011 00:00	0	0	423.1	374	374
10/08/2011 01:00	0	0	378.5	335.7	335.7
10/08/2011 02:00	0	0	362	320.6	320.6
10/08/2011 03:00	0	0	512.9	453.1	453.1
10/08/2011 04:00	0	0	456.9	403.5	403.5
10/08/2011 05:00	0	0	361.7	319.7	319.7
10/08/2011 06:00	0	0	390.3	346	346
10/08/2011 07:00	0	0	425.9	376.9	376.9
10/08/2011 08:00	0	0	375	332.6	332.6
10/08/2011 09:00	0	0	370.6	328.5	328.5
10/08/2011 10:00	0	0	387.5	343.3	343.3
10/08/2011 11:00	0	0	401.4	354.6	354.6
10/08/2011 12:00	0	0	403.2	356.2	356.2
10/08/2011 13:00	0	0	409.1	362.1	362.1
10/08/2011 14:00	0	0	426	376.6	376.6
10/08/2011 15:00	0	0	436.6	386.8	386.8
10/08/2011 16:00	0	0	434.8	384.9	384.9
10/08/2011 17:00	0	0	433	383.4	383.4
10/08/2011 18:00	0	0	471.6	417.4	417.4
10/08/2011 19:00	0	0	469.8	415.2	415.2
10/08/2011 20:00	0	0	457.9	405.4	405.4
10/08/2011 21:00	0	0	429.9	380.1	380.1
10/08/2011 22:00	0	0	429.5	379.7	379.7
10/08/2011 23:00	0	0	408.9	362.4	362.4
10/09/2011 00:00	0	0	495.9	439.3	439.3
10/09/2011 01:00	0	0	493.4	436.6	436.6
10/09/2011 02:00	0	0	377.1	333.3	333.3

	Unit 1 (Part 75 Data)	Unit 1 (Part 60 Data)	Unit 2 (Part 75 Data)	Unit 2 (Part 60 Data)	Units 1&2 Combined
	SO2_LbPerHr	SO2_P60_LbPerHr	SO2_LbPerHr	SO2_P60_LbPerHr	(Part 60 Data)
	1H	1H	1H	1H	
Time	Value	Value	Value	Value	
10/09/2011 03:00	0	0	321.1	283.4	283.4
10/09/2011 04:00	0	0	509.5	451.1	451.1
10/09/2011 05:00	0	0	518.3	458.6	458.6
10/09/2011 06:00	0	0	439.9	389.7	389.7
10/09/2011 07:00	0	0	432.9	382.7	382.7
10/09/2011 08:00	0	0	448.7	396.5	396.5
10/09/2011 09:00	0	0	463.8	411.2	411.2
10/09/2011 10:00	0	0	458.2	405.5	405.5
10/09/2011 11:00	0	0	442.6	392	392
10/09/2011 12:00	0	0	434.3	384.4	384.4
10/09/2011 13:00	0	0	454.8	402.5	402.5
10/09/2011 14:00	0	0	447.6	396.9	396.9
10/09/2011 15:00	0	0	476.4	421.4	421.4
10/09/2011 16:00	0	0	458	405.3	405.3
10/09/2011 17:00	0	0	436.8	386.4	386.4
10/09/2011 18:00	0	0	447.2	396.6	396.6
10/09/2011 19:00	0	0	437	386.5	386.5
10/09/2011 20:00	0	0	438.3	388.1	388.1
10/09/2011 21:00	0	0	453.7	401.3	401.3
10/09/2011 22:00	0	0	466.9	412.6	412.6
10/09/2011 23:00	0	0	453.6	402	402
10/10/2011 00:00	0	0	451.8	400	400
10/10/2011 01:00	0	0	445.8	394.9	394.9
10/10/2011 02:00	10.8	10.1	358.8	317.9	328
10/10/2011 03:00	6.3	5.5	581.3	514.6	520.1
10/10/2011 04:00	61.6	55.2	502.6	445.3	500.5
10/10/2011 05:00	64.6	58.3	439.7	389.5	447.8
10/10/2011 06:00	152.5	137.4	459.8	407.1	544.5
10/10/2011 07:00	87.1	78.3	429	379.8	458.1
10/10/2011 08:00	35.1	31.9	487.1	430.9	462.8
10/10/2011 09:00	30.9	27.7	526.1	464.8	492.5
10/10/2011 10:00	109.9	98.6	479.5	424.7	523.3
10/10/2011 11:00	301.6	271.7	454.9	402	673.7
10/10/2011 12:00	309.2	277.9	433.6	383	660.9
10/10/2011 13:00	403.2	362.7	387.2	341.9	704.6
10/10/2011 14:00	570.3	513	424.3	376.1	889.1
10/10/2011 15:00	830	747.5	481.4	426.4	1173.9
10/10/2011 16:00	660.4	594	472.4	417.9	1011.9
10/10/2011 17:00	632	568.8	441.4	391.4	960.2
10/10/2011 18:00	831.2	747.9	422	374	1121.9
10/10/2011 19:00	897.9	808.3	384.1	340.7	1149
10/10/2011 20:00	850.8	765.3	395.5	349.8	1115.1
10/10/2011 21:00	903.3	813.8	454.3	401.9	1215.7
10/10/2011 22:00	986	886.8	462.1	409.6	1296.4
10/10/2011 23:00	973.6	877	423.1	375.2	1252.2
10/11/2011 00:00	938.2	845.2	405.3	359.4	1204.6
10/11/2011 01:00	887.2	798.6	357.9	316.7	1115.3
10/11/2011 02:00	867.6	780.8	510.5	452.3	1233.1
10/11/2011 03:00	952.4	857.5	558.7	493.6	1351.1
10/11/2011 04:00	924.3	831.2	467.1	414	1245.2
10/11/2011 05:00	785.1	705.8	407.8	360	1065.8
10/11/2011 06:00	815.9	734.9	453.9	401	1135.9
10/11/2011 07:00	702.7	631.6	546.9	484	1115.6
10/11/2011 08:00	759.3	684.2	553.2	489.8	1174
10/11/2011 09:00	757.6	682.4	498.6	440.6	1123
10/11/2011 10:00	792.5	713.3	435.1	384.6	1097.9
10/11/2011 11:00	830.5	748.3	461.2	408.1	1156.4
10/11/2011 12:00	885.7	797.1	540.4	477.8	1274.9
10/11/2011 13:00	867.5	781.3	562.8	497.7	1279
10/11/2011 14:00	899.3	810.1	560.4	496.8	1306.9
10/11/2011 15:00	938.3	844.1	461.6	409.3	1253.4
10/11/2011 16:00	921	828.1	397.9	351.5	1179.6
10/11/2011 17:00	964.9	867.6	459.5	406	1273.6
10/11/2011 18:00	980.4	882.8	633.5	561.1	1443.9
10/11/2011 19:00	955.1	859	612.4	541.8	1400.8

	Unit 1 (Part 75 Data)	Unit 1 (Part 60 Data)	Unit 2 (Part 75 Data)	Unit 2 (Part 60 Data)	Units 1&2 Combined
	SO2_LbPerHr	SO2_P60_LbPerHr	SO2_LbPerHr	SO2_P60_LbPerHr	(Part 60 Data)
	1H	1H	1H	1H	
Time	Value	Value	Value	Value	
10/11/2011 20:00	919.2	827.3	538.9	477.8	1305.1
10/11/2011 21:00	960.7	865	515.8	457.3	1322.3
10/11/2011 22:00	927.4	834.1	464.6	411.4	1245.5
10/11/2011 23:00	928.7	835.4	723.3	640.1	1475.5
10/12/2011 00:00	916.9	825.2	800.8	708.5	1533.7
10/12/2011 01:00	906.8	815.8	601	531	1346.8
10/12/2011 02:00	889	799.7	589.5	521.9	1321.6
10/12/2011 03:00	875.4	788.6	652.3	577.9	1366.5
10/12/2011 04:00	867.7	781.1	625.5	553.6	1334.7
10/12/2011 05:00	805.6	724.8	697.7	617.5	1342.3
10/12/2011 06:00	812.7	731.6	669.1	592.7	1324.3
10/12/2011 07:00	727.4	654.8	617.2	546	1200.8
10/12/2011 08:00	769.7	693.5	639.5	565.5	1259
10/12/2011 09:00	735.2	661.3	635.1	561.6	1222.9
10/12/2011 10:00	681.5	613.7	720.2	636.7	1250.4
10/12/2011 11:00	686.7	618.8	680.3	601.8	1220.6
10/12/2011 12:00	669.3	603.2	618	546.9	1150.1
10/12/2011 13:00	661.8	595.4	639.1	566	1161.4
10/12/2011 14:00	669.3	602.9	695.6	614.9	1217.8
10/12/2011 15:00	688.8	620.7	652.9	576.9	1197.6
10/12/2011 16:00	689.9	620.1	609.6	539	1159.1
10/12/2011 17:00	710.5	640.3	605.8	535.4	1175.7
10/12/2011 18:00	725.4	652.6	683.7	605.7	1258.3
10/12/2011 19:00	750.8	676.3	701.7	620.7	1297
10/12/2011 20:00	542.1	487.3	625.4	554.3	1041.6
10/12/2011 21:00	539	484.4	612.8	541.9	1026.3
10/12/2011 22:00	580.1	521.3	610.3	539.7	1061
10/12/2011 23:00	548.7	494.2	690.8	610.7	1104.9
10/13/2011 00:00	609.6	549.2	629.6	557.8	1107
10/13/2011 01:00	509.8	459.6	558.8	494.1	953.7
10/13/2011 02:00	558	501.5	540.8	477.8	979.3
10/13/2011 03:00	649.1	584.4	762.3	674.8	1259.2
10/13/2011 04:00	591.7	532.4	629	557.2	1089.6
10/13/2011 05:00	647.5	583.3	714.1	631.9	1215.2
10/13/2011 06:00	603.8	543.4	700.1	619.1	1162.5
10/13/2011 07:00	592.3	533.8	591.3	523.3	1057.1
10/13/2011 08:00	622.6	560.1	570.7	505.3	1065.4
10/13/2011 09:00	608.8	548.3	685.9	607.2	1155.5
10/13/2011 10:00	601.4	541	652.3	576.8	1117.8
10/13/2011 11:00	601.4	541	698.9	617.9	1158.9
10/13/2011 12:00	617.1	554.8	653.4	579.1	1133.9
10/13/2011 13:00	605	544.9	591.1	522.5	1067.4
10/13/2011 14:00	613.1	552.5	584.1	517.8	1070.3
10/13/2011 15:00	608.4	547.7	563.8	498.3	1046
10/13/2011 16:00	593.1	534.4	639.6	566.4	1100.8
10/13/2011 17:00	587.9	529.1	639.1	565.6	1094.7
10/13/2011 18:00	566.6	510.1	573.5	507.1	1017.2
10/13/2011 19:00	569	512.5	552.7	489.1	1001.6
10/13/2011 20:00	507.1	456.8	612.5	541.4	998.2
10/13/2011 21:00	560.8	504.8	631.5	558	1062.8
10/13/2011 22:00	528.4	476.1	535.1	474.2	950.3
10/13/2011 23:00	569.1	513	444.7	394.2	907.2
10/14/2011 00:00	554.9	498.6	451.5	398.7	897.3
10/14/2011 01:00	508.9	458.6	492.7	435.4	894
10/14/2011 02:00	479.5	431.4	489	432.5	863.9
10/14/2011 03:00	466.2	419.9	438.2	388.2	808.1
10/14/2011 04:00	486.8	438.5	543.2	481.4	919.9
10/14/2011 05:00	497.3	447.1	550.4	487.5	934.6
10/14/2011 06:00	494.6	444.5	466	413	857.5
10/14/2011 07:00	500.2	450.2	502	444.5	894.7
10/14/2011 08:00	510.1	459.8	570.4	505.2	965
10/14/2011 09:00	496.3	446.1	648	573	1019.1
10/14/2011 10:00	501	450.9	540.7	478.5	929.4
10/14/2011 11:00	527.7	475.7	468	413.5	889.2
10/14/2011 12:00	513	461.2	492.9	436.2	897.4

	Unit 1 (Part 75 Data)	Unit 1 (Part 60 Data)	Unit 2 (Part 75 Data)	Unit 2 (Part 60 Data)	Units 1&2 Combined
	SO2_LbPerHr	SO2_P60_LbPerHr	SO2_LbPerHr	SO2_P60_LbPerHr	(Part 60 Data)
	1H	1H	1H	1H	
Time	Value	Value	Value	Value	
10/14/2011 13:00	534.7	480.9	566.6	502.2	983.1
10/14/2011 14:00	537.6	483.7	630.2	557.5	1041.2
10/14/2011 15:00	523.6	471.7	550.6	487.7	959.4
10/14/2011 16:00	533.4	479.9	502.4	444.6	924.5
10/14/2011 17:00	554	498.4	491.9	436.2	934.6
10/14/2011 18:00	542	488	501.8	443.7	931.7
10/14/2011 19:00	561.8	505.6	536.3	475.5	981.1
10/14/2011 20:00	538.6	484.4	591.9	524	1008.4
10/14/2011 21:00	527.6	475.4	608.1	538.4	1013.8
10/14/2011 22:00	544.2	490.3	502.9	444.4	934.7
10/14/2011 23:00	383.9	345.7	310.1	274.1	619.8
10/15/2011 00:00	260.5	234.3	295.7	261.8	496.1
10/15/2011 01:00	250	224.5	536.7	475.7	700.2
10/15/2011 02:00	250.7	225.6	621.3	549.3	774.9
10/15/2011 03:00	277.5	249.4	469.4	415	664.4
10/15/2011 04:00	324.6	291.7	525.9	464.5	756.2
10/15/2011 05:00	288	259.7	519.9	459.9	719.6
10/15/2011 06:00	0	0	515.1	454.9	454.9
10/15/2011 07:00	0	0	506.9	449	449
10/15/2011 08:00	0	0	505.8	448.1	448.1
10/15/2011 09:00	0	0	542.9	480.5	480.5
10/15/2011 10:00	0	0	552.1	488.8	488.8
10/15/2011 11:00	0	0	524.7	464.3	464.3
10/15/2011 12:00	0	0	516.7	457.1	457.1
10/15/2011 13:00	0	0	554.7	490.2	490.2
10/15/2011 14:00	0	0	555.5	490.9	490.9
10/15/2011 15:00	0	0	442.5	392.4	392.4
10/15/2011 16:00	0	0	511.6	453.5	453.5
10/15/2011 17:00	0	0	531.6	470.6	470.6
10/15/2011 18:00	0	0	503.1	444.6	444.6
10/15/2011 19:00	0	0	502.4	443.8	443.8
10/15/2011 20:00	16.5	14.7	512.5	453.8	468.5
10/15/2011 21:00	36.3	32.9	511.7	453.2	486.1
10/15/2011 22:00	25.2	22.6	556.7	493.5	516.1
10/15/2011 23:00	33.2	29.7	453.1	400.1	429.8
10/16/2011 00:00	50.6	45.4	363.8	322.7	368.1
10/16/2011 01:00	21.3	19.6	512.5	454.3	473.9
10/16/2011 02:00	315.2	283.4	365.9	324	607.4
10/16/2011 03:00	321.4	289.5	522.4	462.4	751.9
10/16/2011 04:00	602.7	542.6	372.9	329.5	872.1
10/16/2011 05:00	602.8	542.7	360.1	319.2	861.9
10/16/2011 06:00	528.5	476.2	562.3	497.6	973.8
10/16/2011 07:00	601.2	541.4	463.1	410.6	952
10/16/2011 08:00	551.9	496.5	483.6	427.6	924.1
10/16/2011 09:00	589.5	530.8	396.3	351.1	881.9
10/16/2011 10:00	769.9	692.6	429.4	380	1072.6
10/16/2011 11:00	869.3	782.8	486.9	430.9	1213.7
10/16/2011 12:00	660.4	594.9	502.4	444.2	1039.1
10/16/2011 13:00	673.4	606.4	451.4	400.2	1006.6
10/16/2011 14:00	746.8	671.8	395.7	350.3	1022.1
10/16/2011 15:00	678.7	610	624.6	551.9	1161.9
10/16/2011 16:00	660.3	593.9	690.7	611.5	1205.4
10/16/2011 17:00	623.3	560.6	493.9	437.9	998.5
10/16/2011 18:00	726.1	653.9	488.3	433	1086.9
10/16/2011 19:00	650	585.2	458.2	405.5	990.7
10/16/2011 20:00	606.5	545.5	485.2	430	975.5
10/16/2011 21:00	484.3	436.3	523.6	463.6	899.9
10/16/2011 22:00	516.6	464.6	432	382.3	846.9
10/16/2011 23:00	636.3	572.2	357.4	316.5	888.7
10/17/2011 00:00	566.4	509.9	436.7	385.9	895.8
10/17/2011 01:00	541.7	487.9	304	269.4	757.3
10/17/2011 02:00	576.5	519	368.5	326.3	845.3
10/17/2011 03:00	574.9	517.4	456.4	404	921.4
10/17/2011 04:00	636.4	572.3	465.3	411.6	983.9
10/17/2011 05:00	755.1	679.6	401.7	354.8	1034.4

	Unit 1 (Part 75 Data)	Unit 1 (Part 60 Data)	Unit 2 (Part 75 Data)	Unit 2 (Part 60 Data)	Units 1&2 Combined
	SO2_LbPerHr	SO2_P60_LbPerHr	SO2_LbPerHr	SO2_P60_LbPerHr	(Part 60 Data)
	1H	1H	1H	1H	
Time	Value	Value	Value	Value	
10/17/2011 06:00	1032.9	930.2	511.2	452	1382.2
10/17/2011 07:00	891	802.1	690.2	610.4	1412.5
10/17/2011 08:00	718.7	646.5	496.6	439.1	1085.6
10/17/2011 09:00	754.2	679.3	406.3	358.9	1038.2
10/17/2011 10:00	621.6	559.6	414.7	367.2	926.8
10/17/2011 11:00	671.7	604.1	480	425.2	1029.3
10/17/2011 12:00	686.5	617.3	556	491.4	1108.7
10/17/2011 13:00	655.2	589.8	538.6	476.2	1066
10/17/2011 14:00	639.2	576.1	458.6	406.2	982.3
10/17/2011 15:00	669.9	603.1	417.4	370.3	973.4
10/17/2011 16:00	692.1	623.5	507.5	450	1073.5
10/17/2011 17:00	683.6	614.7	480.1	425.1	1039.8
10/17/2011 18:00	641.8	576.8	409.4	362.1	938.9
10/17/2011 19:00	648.9	583.6	486.7	431.6	1015.2
10/17/2011 20:00	681.3	612.4	543.1	480.9	1093.3
10/17/2011 21:00	635.7	572	511	452.4	1024.4
10/17/2011 22:00	555	500.2	378.5	334.2	834.4
10/17/2011 23:00	634.5	570.4	441.7	390.1	960.5
10/18/2011 00:00	597.4	537.3	540.6	478.6	1015.9
10/18/2011 01:00	570	513	517.2	456.9	969.9
10/18/2011 02:00	556.5	500.2	412	364.2	864.4
10/18/2011 03:00	624.6	562.7	554.7	491.7	1054.4
10/18/2011 04:00	579.9	522.1	613.2	543.5	1065.6
10/18/2011 05:00	589.8	530.7	520.8	461.3	992
10/18/2011 06:00	603.6	542.6	521.1	461.4	1004
10/18/2011 07:00	588.5	529.6	475.6	420.9	950.5
10/18/2011 08:00	589.7	531.1	474.2	419.6	950.7
10/18/2011 09:00	619.5	557.3	519.2	459.7	1017
10/18/2011 10:00	590	531.6	577.3	510.4	1042
10/18/2011 11:00	601.3	540.8	527.7	467.8	1008.6
10/18/2011 12:00	613.6	551.5	496.9	439.5	991
10/18/2011 13:00	585.6	527.4	487.4	432.2	959.6
10/18/2011 14:00	596.6	536.4	500.4	442.9	979.3
10/18/2011 15:00	622.6	560.5	552.9	490	1050.5
10/18/2011 16:00	580.7	522.7	564.4	498.6	1021.3
10/18/2011 17:00	597.3	538.1	493.2	437.2	975.3
10/18/2011 18:00	605	545.3	481.8	425.7	971
10/18/2011 19:00	528.3	475.6	458.6	405.4	881
10/18/2011 20:00	604.6	544.3	383.7	338.8	883.1
10/18/2011 21:00	680.6	612.9	454.5	401.8	1014.7
10/18/2011 22:00	550.4	495.5	636.9	564.2	1059.7
10/18/2011 23:00	523.6	471.9	457	404.7	876.6
10/19/2011 00:00	592.9	534	388	343	877
10/19/2011 01:00	533.9	480.7	401.4	355	835.7
10/19/2011 02:00	591.3	531.8	504.8	446.7	978.5
10/19/2011 03:00	562.5	506.6	524.3	464.4	971
10/19/2011 04:00	615	553.1	471	417.5	970.6
10/19/2011 05:00	604.8	545.1	493.2	436.5	981.6
10/19/2011 06:00	578.7	520.8	517.9	458.9	979.7
10/19/2011 07:00	616.6	555.1	520.9	461.7	1016.8
10/19/2011 08:00	619.1	556.4	512.6	453.2	1009.6
10/19/2011 09:00	681	613.2	487.4	430.6	1043.8
10/19/2011 10:00	1090.4	981.7	497.1	439.9	1421.6
10/19/2011 11:00	1557.3	1401.8	510.2	451.1	1852.9
10/19/2011 12:00	1234.6	1111.3	499.6	442.9	1554.2
10/19/2011 13:00	1421.3	1279.7	483.5	427.1	1706.8
10/19/2011 14:00	1751.9	1576.2	450.1	397.7	1973.9
10/19/2011 15:00	1106.5	996.2	457.3	404.7	1400.9
10/19/2011 16:00	790.9	712	461.2	408.5	1120.5
10/19/2011 17:00	830.9	748.6	453.3	401	1149.6
10/19/2011 18:00	923	830.1	483.4	427	1257.1
10/19/2011 19:00	958.6	862.2	441.8	391.8	1254
10/19/2011 20:00	904.2	813	430.1	380.5	1193.5
10/19/2011 21:00	886.8	798.1	445.4	393.6	1191.7
10/19/2011 22:00	804.1	724.4	420.9	372.1	1096.5

	Unit 1 (Part 75 Data)	Unit 1 (Part 60 Data)	Unit 2 (Part 75 Data)	Unit 2 (Part 60 Data)	Units 1&2 Combined
	SO2_LbPerHr	SO2_P60_LbPerHr	SO2_LbPerHr	SO2_P60_LbPerHr	(Part 60 Data)
	1H	1H	1H	1H	
Time	Value	Value	Value	Value	
10/19/2011 23:00	622.6	559.9	420.4	371.8	931.7
10/20/2011 00:00	856.5	771.2	393.2	348.2	1119.4
10/20/2011 01:00	785.7	707.6	347.8	307.3	1014.9
10/20/2011 02:00	730.9	658.4	524.7	464.1	1122.5
10/20/2011 03:00	971	873.2	468.1	414.1	1287.3
10/20/2011 04:00	982.5	884	449.7	398.6	1282.6
10/20/2011 05:00	945.2	850.5	575.7	509.5	1360
10/20/2011 06:00	884.3	796.6	600.5	530.6	1327.2
10/20/2011 07:00	754.5	679.4	512.1	452.3	1131.7
10/20/2011 08:00	631.9	569.2	457.4	404.8	974
10/20/2011 09:00	968.8	871.6	460.4	408	1279.6
10/20/2011 10:00	996.6	897	516.5	456.9	1353.9
10/20/2011 11:00	750.8	676.3	548.1	485.9	1162.2
10/20/2011 12:00	820.2	737.7	622.1	550.5	1288.2
10/20/2011 13:00	767.2	690.4	666.4	589.9	1280.3
10/20/2011 14:00	810.2	729.6	636.7	564.3	1293.9
10/20/2011 15:00	773.8	696.8	557.1	492.1	1188.9
10/20/2011 16:00	759.2	683.1	516.6	456.8	1139.9
10/20/2011 17:00	757.6	681.4	468.4	413.9	1095.3
10/20/2011 18:00	779.9	701.7	519.9	460.3	1162
10/20/2011 19:00	934	840.6	655.9	581.1	1421.7
10/20/2011 20:00	901.3	811.1	663	585.8	1396.9
10/20/2011 21:00	1089.8	980.8	617.7	547.5	1528.3
10/20/2011 22:00	1066.9	959.8	501.6	443.3	1403.1
10/20/2011 23:00	1044	940.3	446.7	396.2	1336.5
10/21/2011 00:00	951.9	857.5	487.8	432.5	1290
10/21/2011 01:00	964.2	867.7	592.7	525.1	1392.8
10/21/2011 02:00	862.5	775.5	578.6	511.4	1286.9
10/21/2011 03:00	923.7	832.1	563.2	498.4	1330.5
10/21/2011 04:00	975.7	877.4	498.7	441.5	1318.9
10/21/2011 05:00	800.1	720.7	551.4	487.4	1208.1
10/21/2011 06:00	816.3	734.7	551.7	489.1	1223.8
10/21/2011 07:00	810.2	728.5	567.2	502.3	1230.8
10/21/2011 08:00	813.2	731.5	567.8	502.9	1234.4
10/21/2011 09:00	822.8	740.2	588.5	521	1261.2
10/21/2011 10:00	808	727.2	569	503.8	1231
10/21/2011 11:00	830.9	747.8	531.9	469.9	1217.7
10/21/2011 12:00	841.2	756.4	522.4	462.5	1218.9
10/21/2011 13:00	816.1	735	527.9	468	1203
10/21/2011 14:00	823.3	740.4	555.8	491.2	1231.6
10/21/2011 15:00	857.7	771.4	598.4	530.5	1301.9
10/21/2011 16:00	842.4	758.2	546.4	483.7	1241.9
10/21/2011 17:00	836.2	752.4	521.2	461	1213.4
10/21/2011 18:00	856	770.4	505.5	447.6	1218
10/21/2011 19:00	846.4	762.1	515	454.9	1217
10/21/2011 20:00	845.6	761.2	517.3	457.3	1218.5
10/21/2011 21:00	869.4	782.8	551.9	487.5	1270.3
10/21/2011 22:00	737.6	664.2	499.2	442	1106.2
10/21/2011 23:00	646.5	581.6	553.9	489.3	1070.9
10/22/2011 00:00	479.5	431.7	538	475.7	907.4
10/22/2011 01:00	0	0	520.4	460.4	460.4
10/22/2011 02:00	0	0	574.7	509.4	509.4
10/22/2011 03:00	0	0	504.5	447.1	447.1
10/22/2011 04:00	0	0	537.4	475.3	475.3
10/22/2011 05:00	0	0	565.4	501	501
10/22/2011 06:00	0	0	605.9	536.6	536.6
10/22/2011 07:00	0	0	542.8	480.5	480.5
10/22/2011 08:00	0	0	514.5	454.9	454.9
10/22/2011 09:00	0	0	536.3	474.4	474.4
10/22/2011 10:00	0	0	528	466.4	466.4
10/22/2011 11:00	0	0	538.4	477.1	477.1
10/22/2011 12:00	0	0	492.1	435.3	435.3
10/22/2011 13:00	0	0	540.6	478.4	478.4
10/22/2011 14:00	0	0	558	493.1	493.1
10/22/2011 15:00	3.6	3.6	515.2	455.3	458.9

	Unit 1 (Part 75 Data)	Unit 1 (Part 60 Data)	Unit 2 (Part 75 Data)	Unit 2 (Part 60 Data)	Units 1&2 Combined
	SO2_LbPerHr	SO2_P60_LbPerHr	SO2_LbPerHr	SO2_P60_LbPerHr	(Part 60 Data)
	1H	1H	1H	1H	
Time	Value	Value	Value	Value	
10/22/2011 16:00	9.8	9	540.9	478.7	487.7
10/22/2011 17:00	29.7	27	557.1	492.2	519.2
10/22/2011 18:00	24.2	21.5	510	452	473.5
10/22/2011 19:00	34.9	31.3	444.2	393.5	424.8
10/22/2011 20:00	23.2	20.5	455.6	403.4	423.9
10/22/2011 21:00	0	0	489.6	433.3	433.3
10/22/2011 22:00	0	0	558.8	495.3	495.3
10/22/2011 23:00	0	0	526.3	466.6	466.6
10/23/2011 00:00	0	0	482.3	427.2	427.2
10/23/2011 01:00	0	0	477.4	422.1	422.1
10/23/2011 02:00	0	0	459.5	406.2	406.2
10/23/2011 03:00	0	0	491.1	435.2	435.2
10/23/2011 04:00	0.9	0	512	452.9	452.9
10/23/2011 05:00	0.9	0	588	520.4	520.4
10/23/2011 06:00	0	0	546.7	484	484
10/23/2011 07:00	6	0	508.7	450.6	450.6
10/23/2011 08:00	18.1	0	488.7	432.7	432.7
10/23/2011 09:00	42.3	0	435.9	386.3	386.3
10/23/2011 10:00	0	0	398.9	353.4	353.4
10/23/2011 11:00	0	0	462.4	408.6	408.6
10/23/2011 12:00	0	0	506.2	447.4	447.4
10/23/2011 13:00	0	0	592.4	524.3	524.3
10/23/2011 14:00	0	0	481.9	426.7	426.7
10/23/2011 15:00	0	0	458.3	404.8	404.8
10/23/2011 16:00	0	0	497.4	440.7	440.7
10/23/2011 17:00	0	0	466	412.2	412.2
10/23/2011 18:00	0	0	463.6	409.9	409.9
10/23/2011 19:00	0	0	481.9	425.7	425.7
10/23/2011 20:00	0	0	469	415.3	415.3
10/23/2011 21:00	0	0	425.1	375.8	375.8
10/23/2011 22:00	0	0	450.5	399.4	399.4
10/23/2011 23:00	0	0	404.5	357.4	357.4
10/24/2011 00:00	0	0	496.7	438.8	438.8
10/24/2011 01:00	0	0	529.4	468.9	468.9
10/24/2011 02:00	0	0	467.2	413.4	413.4
10/24/2011 03:00	0	0	441.6	390.6	390.6
10/24/2011 04:00	0	0	461.4	408.3	408.3
10/24/2011 05:00	0	0	495.4	438	438
10/24/2011 06:00	0	0	515.9	456.6	456.6
10/24/2011 07:00	0	0	477.3	422.4	422.4
10/24/2011 08:00	0	0	424.6	376.1	376.1
10/24/2011 09:00	0	0	467.3	413.5	413.5
10/24/2011 10:00	0	0	496.2	439.7	439.7
10/24/2011 11:00	0	0	456	404.3	404.3
10/24/2011 12:00	0	0	465.3	411.8	411.8
10/24/2011 13:00	0	0	467	413.6	413.6
10/24/2011 14:00	0	0	450	398.4	398.4
10/24/2011 15:00	0	0	466.2	412.2	412.2
10/24/2011 16:00	0	0	453.8	401.8	401.8
10/24/2011 17:00	0	0	742.6	657.4	657.4
10/24/2011 18:00	0	0	563.5	497.9	497.9
10/24/2011 19:00	0	0	452.4	401.2	401.2
10/24/2011 20:00	0	0	485.2	429.4	429.4
10/24/2011 21:00	0	0	533.9	473.3	473.3
10/24/2011 22:00	0	0	435.6	385.1	385.1
10/24/2011 23:00	0	0	384.3	339.9	339.9
10/25/2011 00:00	0	0	482.1	427.4	427.4
10/25/2011 01:00	0	0	642.1	568.2	568.2
10/25/2011 02:00	0	0	603	533.4	533.4
10/25/2011 03:00	0	0	493	435.5	435.5
10/25/2011 04:00	0	0	544.3	481.6	481.6
10/25/2011 05:00	0	0	524.2	463.2	463.2
10/25/2011 06:00	0	0	479.1	423.2	423.2
10/25/2011 07:00	0	0	500.7	442.5	442.5
10/25/2011 08:00	0	0	552.9	489.9	489.9

	Unit 1 (Part 75 Data)	Unit 1 (Part 60 Data)	Unit 2 (Part 75 Data)	Unit 2 (Part 60 Data)	Units 1&2 Combined
	SO2_LbPerHr	SO2_P60_LbPerHr	SO2_LbPerHr	SO2_P60_LbPerHr	(Part 60 Data)
	1H	1H	1H	1H	
Time	Value	Value	Value	Value	
10/25/2011 09:00	0	0	612.7	542.8	542.8
10/25/2011 10:00	0	0	589.2	521.6	521.6
10/25/2011 11:00	0	0	554.7	491.5	491.5
10/25/2011 12:00	0	0	510.5	452.2	452.2
10/25/2011 13:00	0	0	467.2	413.9	413.9
10/25/2011 14:00	0	0	496.9	439.2	439.2
10/25/2011 15:00	0	0	535.1	472.7	472.7
10/25/2011 16:00	0	0	636.5	564.1	564.1
10/25/2011 17:00	0	0	604.9	534.7	534.7
10/25/2011 18:00	0	0	556.6	492.9	492.9
10/25/2011 19:00	0	0	522.5	461.6	461.6
10/25/2011 20:00	0	0	493.6	437.7	437.7
10/25/2011 21:00	0	0	498.8	441.6	441.6
10/25/2011 22:00	0	0	452.2	399.6	399.6
10/25/2011 23:00	0	0	561	496.3	496.3
10/26/2011 00:00	0	0	636.1	562.3	562.3
10/26/2011 01:00	0	0	626.4	555	555
10/26/2011 02:00	0	0	511.5	452.7	452.7
10/26/2011 03:00	0	0	466.7	412.8	412.8
10/26/2011 04:00	0	0	464.1	410	410
10/26/2011 05:00	0	0	464.9	410.8	410.8
10/26/2011 06:00	0	0	527.3	465.8	465.8
10/26/2011 07:00	0	0	623.7	552.2	552.2
10/26/2011 08:00	0	0	575	509.3	509.3
10/26/2011 09:00	0	0	524.8	464.4	464.4
10/26/2011 10:00	0	0	478	422.6	422.6
10/26/2011 11:00	0	0	481.8	426.8	426.8
10/26/2011 12:00	0	0	515.7	456.3	456.3
10/26/2011 13:00	0	0	563.2	498.4	498.4
10/26/2011 14:00	0	0	548.1	485.1	485.1
10/26/2011 15:00	0	0	513.6	455.1	455.1
10/26/2011 16:00	0	0	485	429.2	429.2
10/26/2011 17:00	0	0	523.2	462.8	462.8
10/26/2011 18:00	0	0	603.4	533.1	533.1
10/26/2011 19:00	0	0	584.6	516.7	516.7
10/26/2011 20:00	0	0	536.5	475.6	475.6
10/26/2011 21:00	0	0	511.8	453.5	453.5
10/26/2011 22:00	0	0	458.2	405.5	405.5
10/26/2011 23:00	0	0	398.1	352.1	352.1
10/27/2011 00:00	0	0	454.8	401.7	401.7
10/27/2011 01:00	0	0	621.8	550.4	550.4
10/27/2011 02:00	0	0	643.1	569.3	569.3
10/27/2011 03:00	0	0	568.7	503.3	503.3
10/27/2011 04:00	0	0	497.3	439.3	439.3
10/27/2011 05:00	0	0	495.7	439.5	439.5
10/27/2011 06:00	0	0	479.7	423.9	423.9
10/27/2011 07:00	0	0	505.4	446.6	446.6
10/27/2011 08:00	0	0	507.9	449.4	449.4
10/27/2011 09:00	0	0	523.8	463.1	463.1
10/27/2011 10:00	0	0	508.4	450.3	450.3
10/27/2011 11:00	0	0	467.3	414.4	414.4
10/27/2011 12:00	0	0	504.4	446.6	446.6
10/27/2011 13:00	0	0	524.5	464.4	464.4
10/27/2011 14:00	0	0	514.5	454.5	454.5
10/27/2011 15:00	0	0	447.1	396.5	396.5
10/27/2011 16:00	0	0	430.3	380.2	380.2
10/27/2011 17:00	0	0	487.7	432.2	432.2
10/27/2011 18:00	0	0	499.4	441.9	441.9
10/27/2011 19:00	0	0	472.6	417.8	417.8
10/27/2011 20:00	0	0	494.8	437.9	437.9
10/27/2011 21:00	0	0	520.1	460.6	460.6
10/27/2011 22:00	0	0	488.9	431.8	431.8
10/27/2011 23:00	0	0	442.5	392.2	392.2
10/28/2011 00:00	0	0	423.5	375.6	375.6
10/28/2011 01:00	0	0	474.8	420	420

	Unit 1 (Part 75 Data)	Unit 1 (Part 60 Data)	Unit 2 (Part 75 Data)	Unit 2 (Part 60 Data)	Units 1&2 Combined
	SO2_LbPerHr	SO2_P60_LbPerHr	SO2_LbPerHr	SO2_P60_LbPerHr	(Part 60 Data)
	1H	1H	1H	1H	
Time	Value	Value	Value	Value	
10/28/2011 02:00	0	0	521	461.8	461.8
10/28/2011 03:00	0	0	526	466.1	466.1
10/28/2011 04:00	0	0	492.8	435.7	435.7
10/28/2011 05:00	0	0	481.7	426.6	426.6
10/28/2011 06:00	0	0	476.8	421.5	421.5
10/28/2011 07:00	0	0	455.5	402.7	402.7
10/28/2011 08:00	0	0	483.8	428.8	428.8
10/28/2011 09:00	0	0	542.7	480.5	480.5
10/28/2011 10:00	0	0	521.9	461.8	461.8
10/28/2011 11:00	0	0	481.5	426.3	426.3
10/28/2011 12:00	0	0	571.4	506.3	506.3
10/28/2011 13:00	0	0	519.6	459.6	459.6
10/28/2011 14:00	0	0	505.4	448	448
10/28/2011 15:00	0	0	538	475.7	475.7
10/28/2011 16:00	0	0	477.6	422.6	422.6
10/28/2011 17:00	0	0	453.1	400.4	400.4
10/28/2011 18:00	0	0	442.7	392	392
10/28/2011 19:00	0	0	483.4	428	428
10/28/2011 20:00	0	0	528	467.6	467.6
10/28/2011 21:00	0	0	510.5	452.4	452.4
10/28/2011 22:00	0	0	462	408.6	408.6
10/28/2011 23:00	0	0	437.4	386.2	386.2
10/29/2011 00:00	0	0	452.7	401.5	401.5
10/29/2011 01:00	0	0	485.1	429.3	429.3
10/29/2011 02:00	0	0	514.5	456.1	456.1
10/29/2011 03:00	0	0	506.3	448	448
10/29/2011 04:00	0	0	543.4	480.7	480.7
10/29/2011 05:00	0	0	516.2	456	456
10/29/2011 06:00	0	0	488.6	432.8	432.8
10/29/2011 07:00	0	0	478.4	422.5	422.5
10/29/2011 08:00	0	0	468.8	415.3	415.3
10/29/2011 09:00	0	0	469.8	416.6	416.6
10/29/2011 10:00	0	0	452.4	401.2	401.2
10/29/2011 11:00	0	0	526.8	466.4	466.4
10/29/2011 12:00	0	0	562.9	498.7	498.7
10/29/2011 13:00	0	0	570.9	504.9	504.9
10/29/2011 14:00	0	0	608.3	538.9	538.9
10/29/2011 15:00	0	0	681.8	602.5	602.5
10/29/2011 16:00	0	0	517.9	458.1	458.1
10/29/2011 17:00	0	0	526.8	466.2	466.2
10/29/2011 18:00	0	0	560.4	496.4	496.4
10/29/2011 19:00	0	0	521.3	461.3	461.3
10/29/2011 20:00	0	0	484.7	429.3	429.3
10/29/2011 21:00	0	0	477.8	422.6	422.6
10/29/2011 22:00	0	0	488.3	433	433
10/29/2011 23:00	0	0	524.1	464.2	464.2
10/30/2011 00:00	0	0	562.7	497.8	497.8
10/30/2011 01:00	0	0	493.5	435.9	435.9
10/30/2011 02:00	0	0	445.2	394.4	394.4
10/30/2011 03:00	0	0	462	408.7	408.7
10/30/2011 04:00	1	1	485	429.4	430.4
10/30/2011 05:00	4.2	4.2	503.1	445.2	449.4
10/30/2011 06:00	0	0	516.8	456.5	456.5
10/30/2011 07:00	0	0	440.2	389.1	389.1
10/30/2011 08:00	0	0	430.3	381.6	381.6
10/30/2011 09:00	7.4	6.4	447.8	396.9	403.3
10/30/2011 10:00	6.5	5.4	436.4	385.7	391.1
10/30/2011 11:00	29.6	26.3	437.9	387.7	414
10/30/2011 12:00	168.7	151.3	473.8	418.9	570.2
10/30/2011 13:00	796.1	716.4	445.5	393.8	1110.2
10/30/2011 14:00	1318.3	1186.5	502.2	443.6	1630.1
10/30/2011 15:00	1165.8	1049.6	429	378.8	1428.4
10/30/2011 16:00	1406.9	1266.4	625.8	554	1820.4
10/30/2011 17:00	1517.1	1364.8	693.4	613.2	1978
10/30/2011 18:00	1430.1	1287.1	675	596.7	1883.8

	Unit 1 (Part 75 Data)	Unit 1 (Part 60 Data)	Unit 2 (Part 75 Data)	Unit 2 (Part 60 Data)	Units 1&2 Combined
	SO2_LbPerHr	SO2_P60_LbPerHr	SO2_LbPerHr	SO2_P60_LbPerHr	(Part 60 Data)
	1H	1H	1H	1H	
Time	Value	Value	Value	Value	
10/30/2011 19:00	1417.3	1275.1	677.7	598.9	1874
10/30/2011 20:00	1589.1	1430.4	673.8	597.1	2027.5
10/30/2011 21:00	1472.7	1326.5	688.2	609	1935.5
10/30/2011 22:00	1399.8	1259.4	529.2	469.1	1728.5
10/30/2011 23:00	1370.3	1233.9	581.3	514	1747.9
10/31/2011 00:00	1399.2	1259.5	675.2	597.4	1856.9
10/31/2011 01:00	1303.5	1174.2	626.3	554.8	1729
10/31/2011 02:00	755.3	680.2	587.8	520.9	1201.1
10/31/2011 03:00	688.8	619.9	638.9	565.2	1185.1
10/31/2011 04:00	710.5	639.3	641.1	567.6	1206.9
10/31/2011 05:00	653.3	588.6	642.6	568.7	1157.3
10/31/2011 06:00	740.7	666.7	601.9	532.3	1199
10/31/2011 07:00	859.7	773.7	663.8	587.4	1361.1
10/31/2011 08:00	878.3	791.3	604.8	535.4	1326.7
10/31/2011 09:00	936.7	843.8	643.2	569.8	1413.6
10/31/2011 10:00	924.6	831.7	676.7	598.4	1430.1
10/31/2011 11:00	942.2	848	638.8	564.7	1412.7
10/31/2011 12:00	958.8	863.1	612.6	542.5	1405.6
10/31/2011 13:00	944.1	849.1	640.3	566.4	1415.5
10/31/2011 14:00	978.8	880.2	627.9	556.2	1436.4
10/31/2011 15:00	945.4	850.5	584	517	1367.5
10/31/2011 16:00	955.3	860.2	618.1	547.2	1407.4
10/31/2011 17:00	940.4	846.8	595.1	526.6	1373.4
10/31/2011 18:00	1001.1	901.2	570.5	504.1	1405.3
10/31/2011 19:00	923.4	831.7	560.5	495.8	1327.5
10/31/2011 20:00	783	705.1	425.3	376.2	1081.3
10/31/2011 21:00	742.9	669.4	332.8	294.7	964.1
10/31/2011 22:00	687.4	617.8	324.5	287	904.8
10/31/2011 23:00	734.3	660.4	184	163.2	823.6
11/01/2011 00:00	753.4	677.3	130.1	115.4	792.7
11/01/2011 01:00	664.6	598.5	91.5	81.1	679.6
11/01/2011 02:00	624.8	562.5	90.2	80.3	642.8
11/01/2011 03:00	572.4	514.3	68.9	60.6	574.9
11/01/2011 04:00	534.1	480.7	71.4	63.1	543.8
11/01/2011 05:00	497.5	447.8	51.7	46.1	493.9
11/01/2011 06:00	460.1	413.9	0	0	413.9
11/01/2011 07:00	491.2	442.3	0	0	442.3
11/01/2011 08:00	523.2	471.3	0	0	471.3
11/01/2011 09:00	520.4	468.8	0	0	468.8
11/01/2011 10:00	577	519.5	0	0	519.5
11/01/2011 11:00	518.9	466.4	0	0	466.4
11/01/2011 12:00	500.8	450.7	0	0	450.7
11/01/2011 13:00	528.8	476.8	0	0	476.8
11/01/2011 14:00	520.7	468.8	0	0	468.8
11/01/2011 15:00	525.2	473.3	0	0	473.3
11/01/2011 16:00	518.2	466.4	0	0	466.4
11/01/2011 17:00	544.1	490.1	0	0	490.1
11/01/2011 18:00	567.2	510.9	0	0	510.9
11/01/2011 19:00	551	496.7	0	0	496.7
11/01/2011 20:00	511.2	460.9	0	0	460.9
11/01/2011 21:00	393	354.5	0	0	354.5
11/01/2011 22:00	453.5	407.3	0	0	407.3
11/01/2011 23:00	485.9	437.3	0	0	437.3
11/02/2011 00:00	448.3	403.5	0	0	403.5
11/02/2011 01:00	474.9	427.6	0	0	427.6
11/02/2011 02:00	498.9	449.2	0	0	449.2
11/02/2011 03:00	458.4	413	0	0	413
11/02/2011 04:00	456	410.6	0	0	410.6
11/02/2011 05:00	415	374.1	0	0	374.1
11/02/2011 06:00	413.7	372.8	0	0	372.8
11/02/2011 07:00	433.1	390	0	0	390
11/02/2011 08:00	476.2	428.8	0	0	428.8
11/02/2011 09:00	484.6	437	0	0	437
11/02/2011 10:00	462.3	415.2	0	0	415.2
11/02/2011 11:00	413.5	371.3	0	0	371.3

	Unit 1 (Part 75 Data)	Unit 1 (Part 60 Data)	Unit 2 (Part 75 Data)	Unit 2 (Part 60 Data)	Units 1&2 Combined
	SO2_LbPerHr	SO2_P60_LbPerHr	SO2_LbPerHr	SO2_P60_LbPerHr	(Part 60 Data)
	1H	1H	1H	1H	
Time	Value	Value	Value	Value	
11/02/2011 12:00	402.4	362.4	0	0	362.4
11/02/2011 13:00	414.6	372.7	0	0	372.7
11/02/2011 14:00	442.9	399	0	0	399
11/02/2011 15:00	503.7	454	0	0	454
11/02/2011 16:00	502.3	452.7	0	0	452.7
11/02/2011 17:00	495.6	446	0	0	446
11/02/2011 18:00	446.5	401	0	0	401
11/02/2011 19:00	490	440.3	0	0	440.3
11/02/2011 20:00	509.2	458.6	0	0	458.6
11/02/2011 21:00	597.7	537.2	0	0	537.2
11/02/2011 22:00	517.6	466.6	0	0	466.6
11/02/2011 23:00	509.7	458.7	0	0	458.7
11/03/2011 00:00	527	474.3	0	0	474.3
11/03/2011 01:00	518.7	466.1	0	0	466.1
11/03/2011 02:00	541	486.1	0	0	486.1
11/03/2011 03:00	533.9	480.5	0	0	480.5
11/03/2011 04:00	542	488.6	0	0	488.6
11/03/2011 05:00	633.4	569.7	0	0	569.7
11/03/2011 06:00	630.9	567.6	0	0	567.6
11/03/2011 07:00	456	409.6	0	0	409.6
11/03/2011 08:00	520.2	467.3	0	0	467.3
11/03/2011 09:00	643.1	578	0	0	578
11/03/2011 10:00	582.8	524.5	0	0	524.5
11/03/2011 11:00	556	500.6	0	0	500.6
11/03/2011 12:00	615.5	554.3	0	0	554.3
11/03/2011 13:00	590.7	531.4	0	0	531.4
11/03/2011 14:00	518.8	467.8	0	0	467.8
11/03/2011 15:00	446.6	401.8	0	0	401.8
11/03/2011 16:00	491.3	442.4	0	0	442.4
11/03/2011 17:00	586.1	527.1	0	0	527.1
11/03/2011 18:00	554.9	499.8	0	0	499.8
11/03/2011 19:00	506.2	454.9	0	0	454.9
11/03/2011 20:00	333.1	300.3	0	0	300.3
11/03/2011 21:00	284.8	255.8	0	0	255.8
11/03/2011 22:00	442.9	398.3	0	0	398.3
11/03/2011 23:00	425.2	382.5	0	0	382.5
11/04/2011 00:00	431	388.1	0	0	388.1
11/04/2011 01:00	449.7	404.4	0	0	404.4
11/04/2011 02:00	537.5	484.3	0	0	484.3
11/04/2011 03:00	602	541.8	0	0	541.8
11/04/2011 04:00	476.1	428.7	0	0	428.7
11/04/2011 05:00	581.9	524.1	0	0	524.1
11/04/2011 06:00	497.3	447.8	0	0	447.8
11/04/2011 07:00	502.3	452.1	0	0	452.1
11/04/2011 08:00	540.5	486.1	0	0	486.1
11/04/2011 09:00	561.4	504.6	0	0	504.6
11/04/2011 10:00	535.1	481.6	0	0	481.6
11/04/2011 11:00	570.6	514.2	0	0	514.2
11/04/2011 12:00	582.3	523.6	0	0	523.6
11/04/2011 13:00	616.3	555.3	0	0	555.3
11/04/2011 14:00	538.2	484.2	0	0	484.2
11/04/2011 15:00	527.2	473.6	0	0	473.6
11/04/2011 16:00	570.7	514.3	0	0	514.3
11/04/2011 17:00	584.1	525.9	0	0	525.9
11/04/2011 18:00	572.1	515.8	0	0	515.8
11/04/2011 19:00	560.4	504.4	0	0	504.4
11/04/2011 20:00	627.2	564.3	0	0	564.3
11/04/2011 21:00	579.2	520.7	0	0	520.7
11/04/2011 22:00	587.6	528.4	0	0	528.4
11/04/2011 23:00	588.8	529.5	0	0	529.5
11/05/2011 00:00	521.4	468.8	0	0	468.8
11/05/2011 01:00	492.8	444.4	0	0	444.4
11/05/2011 02:00	657	591.7	0	0	591.7
11/05/2011 03:00	563.6	506.8	0	0	506.8
11/05/2011 04:00	503.2	452.7	0.8	0.8	453.5

	Unit 1 (Part 75 Data)	Unit 1 (Part 60 Data)	Unit 2 (Part 75 Data)	Unit 2 (Part 60 Data)	Units 1&2 Combined
	SO2_LbPerHr	SO2_P60_LbPerHr	SO2_LbPerHr	SO2_P60_LbPerHr	(Part 60 Data)
	1H	1H	1H	1H	
Time	Value	Value	Value	Value	
11/05/2011 05:00	481.3	432.8	0	0	432.8
11/05/2011 06:00	401.6	361.5	0	0	361.5
11/05/2011 07:00	384.6	346.6	0	0	346.6
11/05/2011 08:00	345.4	311.7	0	0	311.7
11/05/2011 09:00	226	202.7	0	0	202.7
11/05/2011 10:00	207.5	186.1	0	0	186.1
11/05/2011 11:00	229.3	205.9	0	0	205.9
11/05/2011 12:00	268.5	241.2	0	0	241.2
11/05/2011 13:00	327.1	293.7	0	0	293.7
11/05/2011 14:00	395	355.5	0	0	355.5
11/05/2011 15:00	488.1	438.5	0	0	438.5
11/05/2011 16:00	508.2	456.7	0.8	0.8	457.5
11/05/2011 17:00	447	401.9	0	0	401.9
11/05/2011 18:00	391.7	353.3	0	0	353.3
11/05/2011 19:00	436.9	392.8	25.3	22.6	415.4
11/05/2011 20:00	456.9	410.8	88.2	78.2	489
11/05/2011 21:00	613.6	553.1	161	142	695.1
11/05/2011 22:00	474.4	426.7	220.9	194.8	621.5
11/05/2011 23:00	364.4	328.5	340.9	302.4	630.9
11/06/2011 00:00	542.3	488.9	594.6	526.8	1015.7
11/06/2011 01:00	582.3	524.2	600.3	531.9	1056.1
11/06/2011 02:00	311.8	281.4	465.8	412.2	693.6
11/06/2011 03:00	525.2	472.1	440	388.8	860.9
11/06/2011 04:00	618.4	556.1	483	427	983.1
11/06/2011 05:00	499.6	449.5	485.7	430	879.5
11/06/2011 06:00	413.2	371.4	554.8	491.6	863
11/06/2011 07:00	465.7	419.6	645	571.2	990.8
11/06/2011 08:00	584	525.2	639.2	565.7	1090.9
11/06/2011 09:00	569.4	513.1	606.2	537.3	1050.4
11/06/2011 10:00	595.7	536.1	649.2	575.3	1111.4
11/06/2011 11:00	711.5	640.4	678.3	600.7	1241.1
11/06/2011 12:00	778.6	700.5	0	0	700.5
11/06/2011 13:00	583	523.9	0	0	523.9
11/06/2011 14:00	635.8	572.4	0	0	572.4
11/06/2011 15:00	772.1	694	0	0	694
11/06/2011 16:00	676.9	608.4	0	0	608.4
11/06/2011 17:00	685.4	616.6	0	0	616.6
11/06/2011 18:00	727.7	655.1	0	0	655.1
11/06/2011 19:00	741.5	666.7	0	0	666.7
11/06/2011 20:00	868.9	781.2	0	0	781.2
11/06/2011 21:00	899.1	809.2	0	0	809.2
11/06/2011 22:00	762.8	686.7	0	0	686.7
11/06/2011 23:00	1139.8	1026.6	0	0	1026.6
11/07/2011 00:00	1196.7	1077.4	0	0	1077.4
11/07/2011 01:00	916.8	826	0	0	826
11/07/2011 02:00	791.7	712.7	0	0	712.7
11/07/2011 03:00	982.6	884.1	0	0	884.1
11/07/2011 04:00	1267	1141.3	0	0	1141.3
11/07/2011 05:00	1490.1	1340.4	0	0	1340.4
11/07/2011 06:00	1518	1366.4	0	0	1366.4
11/07/2011 07:00	1460.4	1315.2	0	0	1315.2
11/07/2011 08:00	899.1	809.4	0	0	809.4
11/07/2011 09:00	836.3	752.9	0	0	752.9
11/07/2011 10:00	934.8	841.1	0	0	841.1
11/07/2011 11:00	987.1	888.2	0	0	888.2
11/07/2011 12:00	1044.6	939.6	0	0	939.6
11/07/2011 13:00	1007.5	906.1	0	0	906.1
11/07/2011 14:00	863.7	776.5	0	0	776.5
11/07/2011 15:00	863.1	776	0.9	0.9	776.9
11/07/2011 16:00	872.4	785.9	0	0	785.9
11/07/2011 17:00	873.9	785.7	0	0	785.7
11/07/2011 18:00	867	781.1	6.4	5.4	786.5
11/07/2011 19:00	871.6	784.3	12.8	11.7	796
11/07/2011 20:00	912.6	821.3	23.9	20.8	842.1
11/07/2011 21:00	963.2	866.1	31.5	28.2	894.3

	Unit 1 (Part 75 Data)	Unit 1 (Part 60 Data)	Unit 2 (Part 75 Data)	Unit 2 (Part 60 Data)	Units 1&2 Combined
	SO2_LbPerHr	SO2_P60_LbPerHr	SO2_LbPerHr	SO2_P60_LbPerHr	(Part 60 Data)
	1H	1H	1H	1H	
Time	Value	Value	Value	Value	
11/07/2011 22:00	914.5	823.8	100	88.2	912
11/07/2011 23:00	874.6	787.3	125.1	110.9	898.2
11/08/2011 00:00	973.9	876.3	42	37.5	913.8
11/08/2011 01:00	864.7	778.8	95.4	84.3	863.1
11/08/2011 02:00	842.8	759.1	210.1	186.2	945.3
11/08/2011 03:00	675.3	607.4	213.3	189.2	796.6
11/08/2011 04:00	640.7	577.3	353.4	312.9	890.2
11/08/2011 05:00	617.8	556.4	436.9	386	942.4
11/08/2011 06:00	942.8	847.9	634.1	560.6	1408.5
11/08/2011 07:00	852.9	767.4	612.4	542.2	1309.6
11/08/2011 08:00	845.7	761.8	819	724.1	1485.9
11/08/2011 09:00	964.2	868.3	977	865.2	1733.5
11/08/2011 10:00	1098.5	988.6	1205.3	1067.5	2056.1
11/08/2011 11:00	1078.8	971.3	1185	1049.5	2020.8
11/08/2011 12:00	1063.9	957.1	1329	1176.5	2133.6
11/08/2011 13:00	1092.2	982.2	1503.2	1329.9	2312.1
11/08/2011 14:00	1032.5	928.4	1415.8	1252.7	2181.1
11/08/2011 15:00	1082	974.4	1361.6	1206	2180.4
11/08/2011 16:00	1090	980.2	1381.7	1222.1	2202.3
11/08/2011 17:00	1005.7	905.4	1237.1	1094.8	2000.2
11/08/2011 18:00	1082.6	974.3	1273.9	1126.7	2101
11/08/2011 19:00	992.1	892.3	1230.9	1089.9	1982.2
11/08/2011 20:00	1078.1	970.4	1227.9	1086.7	2057.1
11/08/2011 21:00	1021.2	919.7	1230.2	1089.3	2009
11/08/2011 22:00	871.8	785.4	1203.6	1064.5	1849.9
11/08/2011 23:00	885	795.8	884.8	783.6	1579.4
11/09/2011 00:00	948.9	854.7	960.6	850.6	1705.3
11/09/2011 01:00	1040	935.8	953.3	844.2	1780
11/09/2011 02:00	895.5	805.4	771.9	683.8	1489.2
11/09/2011 03:00	912.9	822.1	341.5	302.8	1124.9
11/09/2011 04:00	865.8	779.7	263	233	1012.7
11/09/2011 05:00	1066.5	959.3	360.9	318.7	1278
11/09/2011 06:00	987.2	888.7	1126.6	997.6	1886.3
11/09/2011 07:00	999.7	899	1336.2	1183.5	2082.5
11/09/2011 08:00	1011.1	910	1283.4	1136.2	2046.2
11/09/2011 09:00	984.6	885.9	1278.3	1131.9	2017.8
11/09/2011 10:00	982.7	884.6	1259.7	1115.2	1999.8
11/09/2011 11:00	990.1	891.9	1239.5	1097.1	1989
11/09/2011 12:00	1002.6	902.5	1139.7	1008.6	1911.1
11/09/2011 13:00	1018.3	915.9	1199.4	1062.2	1978.1
11/09/2011 14:00	993.7	894.3	1150.6	1018	1912.3
11/09/2011 15:00	841	756.6	858.2	759.1	1515.7
11/09/2011 16:00	675.9	607.7	527.9	467.7	1075.4
11/09/2011 17:00	548.5	493.6	294.3	259.9	753.5
11/09/2011 18:00	527.6	474.6	487.6	431.5	906.1
11/09/2011 19:00	528.3	475.6	429.5	379.9	855.5
11/09/2011 20:00	546.2	492.2	427.8	378.3	870.5
11/09/2011 21:00	547.7	493.5	438.1	388.3	881.8
11/09/2011 22:00	550.3	494.7	425.9	376.3	871
11/09/2011 23:00	613.5	552.1	535.5	473.7	1025.8
11/10/2011 00:00	635.9	572.9	584	516.9	1089.8
11/10/2011 01:00	656.7	591.5	498.4	440.3	1031.8
11/10/2011 02:00	700.8	631	474.2	420.3	1051.3
11/10/2011 03:00	793.4	714.5	782.4	693	1407.5
11/10/2011 04:00	717.7	645.3	1031.3	912.8	1558.1
11/10/2011 05:00	846.6	762.7	1270.3	1123.6	1886.3
11/10/2011 06:00	905	814.5	1375.4	1218.3	2032.8
11/10/2011 07:00	881.1	793.6	1251.4	1108.5	1902.1
11/10/2011 08:00	854.3	768.9	1281.2	1134.9	1903.8
11/10/2011 09:00	998.9	899.7	1303.9	1154.6	2054.3
11/10/2011 10:00	844.3	760.7	1310.1	1158.9	1919.6
11/10/2011 11:00	958.7	862.9	1296.3	1147	2009.9
11/10/2011 12:00	916.3	824.5	1319.2	1167.9	1992.4
11/10/2011 13:00	932.4	839	1352.3	1196.1	2035.1
11/10/2011 14:00	952.4	856.8	1299.8	1150.7	2007.5

	Unit 1 (Part 75 Data)	Unit 1 (Part 60 Data)	Unit 2 (Part 75 Data)	Unit 2 (Part 60 Data)	Units 1&2 Combined
	SO2_LbPerHr	SO2_P60_LbPerHr	SO2_LbPerHr	SO2_P60_LbPerHr	(Part 60 Data)
	1H	1H	1H	1H	
Time	Value	Value	Value	Value	
11/10/2011 15:00	960.3	864.5	1375.7	1216.8	2081.3
11/10/2011 16:00	951.7	856.2	1312	1160.4	2016.6
11/10/2011 17:00	966.9	869.6	1272.2	1125.6	1995.2
11/10/2011 18:00	978.1	880.5	1325.1	1173.3	2053.8
11/10/2011 19:00	873.4	786	1303.8	1154.4	1940.4
11/10/2011 20:00	1053.1	947.8	1358.1	1201.4	2149.2
11/10/2011 21:00	947.3	853.4	1327.6	1175.5	2028.9
11/10/2011 22:00	1037.4	933.5	1346.2	1192.2	2125.7
11/10/2011 23:00	1090.4	981.7	1279.7	1132.9	2114.6
11/11/2011 00:00	1153	1037.7	1026.5	908.8	1946.5
11/11/2011 01:00	1349	1213.5	887.4	784.7	1998.2
11/11/2011 02:00	1314.4	1182.5	546.1	483.9	1666.4
11/11/2011 03:00	1163.3	1047.2	489.1	432.8	1480
11/11/2011 04:00	1065.9	959.9	526	465.6	1425.5
11/11/2011 05:00	1022.3	920.5	525.6	464.8	1385.3
11/11/2011 06:00	1011	910.7	496.4	439.2	1349.9
11/11/2011 07:00	1015.6	913.3	494.2	444.3	1357.6
11/11/2011 08:00	1046.1	940.8	651.1	585.3	1526.1
11/11/2011 09:00	1080.7	971.8	460.1	413.9	1385.7
11/11/2011 10:00	966	869.2	603.6	543.7	1412.9
11/11/2011 11:00	1217.1	1095.8	1211.2	1090.1	2185.9
11/11/2011 12:00	913.2	822.1	896	807.1	1629.2
11/11/2011 13:00	970.9	874.2	767.7	690.9	1565.1
11/11/2011 14:00	935.9	841.5	980.4	881.5	1723
11/11/2011 15:00	892.5	802.6	920.6	827.8	1630.4
11/11/2011 16:00	930.9	837.2	870.7	784.1	1621.3
11/11/2011 17:00	903.9	812.7	937.3	843.6	1656.3
11/11/2011 18:00	862.3	775.3	883.9	795.7	1571
11/11/2011 19:00	949	853.7	841.2	756.6	1610.3
11/11/2011 20:00	910.1	818.7	858	771.3	1590
11/11/2011 21:00	881.6	793.9	866.2	779.8	1573.7
11/11/2011 22:00	899.7	810.2	848.4	764.4	1574.6
11/11/2011 23:00	958.4	862.8	860.5	774.3	1637.1
11/12/2011 00:00	893.3	803.4	897.7	807.5	1610.9
11/12/2011 01:00	894.9	805	761	685.5	1490.5
11/12/2011 02:00	920.6	828.7	814.5	732.5	1561.2
11/12/2011 03:00	878.8	790.9	859.6	773.4	1564.3
11/12/2011 04:00	786.3	708.5	853.2	767.1	1475.6
11/12/2011 05:00	872.2	784.4	851.2	767	1551.4
11/12/2011 06:00	808.7	727.2	818.3	736.3	1463.5
11/12/2011 07:00	815.8	734	864.8	778.5	1512.5
11/12/2011 08:00	779.8	702.1	898.7	808.2	1510.3
11/12/2011 09:00	769.2	691.6	835.3	752.6	1444.2
11/12/2011 10:00	774.1	696.7	871.7	785	1481.7
11/12/2011 11:00	729	655.9	906.1	815.3	1471.2
11/12/2011 12:00	716	643.7	876.2	789.2	1432.9
11/12/2011 13:00	706.8	636.2	912.3	820.3	1456.5
11/12/2011 14:00	716.5	645.2	853.8	769	1414.2
11/12/2011 15:00	733.3	660.3	947.8	853.2	1513.5
11/12/2011 16:00	750.3	675.6	1095.4	986.1	1661.7
11/12/2011 17:00	916.6	825.7	1001.5	901.6	1727.3
11/12/2011 18:00	784.6	706.9	1033.6	930.2	1637.1
11/12/2011 19:00	910.7	819.2	1031.3	928.4	1747.6
11/12/2011 20:00	838.4	754.8	1065.8	958.6	1713.4
11/12/2011 21:00	799.1	719.8	1060	954.6	1674.4
11/12/2011 22:00	725.9	653.8	943.9	849.7	1503.5
11/12/2011 23:00	685.2	616.7	1063.7	957.1	1573.8
11/13/2011 00:00	711.2	639.9	977.2	878.9	1518.8
11/13/2011 01:00	695.2	625.9	865	778.2	1404.1
11/13/2011 02:00	689.6	620.3	820.1	737.5	1357.8
11/13/2011 03:00	657.2	591.3	862.1	776.1	1367.4
11/13/2011 04:00	582.9	525.3	896.5	807.2	1332.5
11/13/2011 05:00	604.9	543.8	786	707.2	1251
11/13/2011 06:00	555.5	500.4	922.4	829.6	1330
11/13/2011 07:00	568.8	511.2	809.3	728	1239.2

	Unit 1 (Part 75 Data)	Unit 1 (Part 60 Data)	Unit 2 (Part 75 Data)	Unit 2 (Part 60 Data)	Units 1&2 Combined
	SO2_LbPerHr	SO2_P60_LbPerHr	SO2_LbPerHr	SO2_P60_LbPerHr	(Part 60 Data)
	1H	1H	1H	1H	
Time	Value	Value	Value	Value	
11/13/2011 08:00	680.6	612.4	966.5	869.9	1482.3
11/13/2011 09:00	686.7	618.6	883.9	796.1	1414.7
11/13/2011 10:00	701.1	631.4	903.6	813	1444.4
11/13/2011 11:00	695.2	625.4	862.4	775.4	1400.8
11/13/2011 12:00	738.2	663.7	914.4	822.4	1486.1
11/13/2011 13:00	696.4	626.6	871.9	784.5	1411.1
11/13/2011 14:00	707.8	637.5	832	748	1385.5
11/13/2011 15:00	717.7	646.6	839	754.8	1401.4
11/13/2011 16:00	730.8	657	1097.4	988.6	1645.6
11/13/2011 17:00	803.1	722.1	968.3	870.8	1592.9
11/13/2011 18:00	866.6	780.2	934.8	840.9	1621.1
11/13/2011 19:00	885.8	798	1018.8	916.3	1714.3
11/13/2011 20:00	851.7	766.7	1031.7	927.7	1694.4
11/13/2011 21:00	731.8	659.1	850.1	765.1	1424.2
11/13/2011 22:00	739.6	665.3	877.4	789.1	1454.4
11/13/2011 23:00	750.9	675.8	1142.7	1027.6	1703.4
11/14/2011 00:00	626.1	563.8	548.4	492.9	1056.7
11/14/2011 01:00	622.8	560.1	760.1	684.3	1244.4
11/14/2011 02:00	609.6	548.1	660.7	594.7	1142.8
11/14/2011 03:00	559.2	503.4	578.3	520.7	1024.1
11/14/2011 04:00	553.6	497.9	570.2	512.7	1010.6
11/14/2011 05:00	666.9	600.1	771.7	694.7	1294.8
11/14/2011 06:00	742.3	667.8	897.4	807.3	1475.1
11/14/2011 07:00	767.8	691.5	970.4	872.7	1564.2
11/14/2011 08:00	809.2	728.6	769.3	691.5	1420.1
11/14/2011 09:00	826.5	744	1046.8	942.7	1686.7
11/14/2011 10:00	793.9	715	1049.7	943.9	1658.9
11/14/2011 11:00	908.2	818.1	803.9	723.9	1542
11/14/2011 12:00	824.2	742.2	1087.7	979.1	1721.3
11/14/2011 13:00	909.2	817.8	1027.8	925	1742.8
11/14/2011 14:00	981.9	883.9	1033.8	930	1813.9
11/14/2011 15:00	845.4	761.5	1139.7	1025.6	1787.1
11/14/2011 16:00	875.7	788	1020.3	918.4	1706.4
11/14/2011 17:00	1048.6	943.9	1059.7	953.9	1897.8
11/14/2011 18:00	852.9	767.2	994.2	894.6	1661.8
11/14/2011 19:00	974.8	877.1	921.6	830.3	1707.4
11/14/2011 20:00	896.2	807.2	954.4	858.5	1665.7
11/14/2011 21:00	874.5	786.5	1042.1	937.7	1724.2
11/14/2011 22:00	804.8	724.5	896	805.8	1530.3
11/14/2011 23:00	792.2	713.3	765.2	688.4	1401.7
11/15/2011 00:00	752.9	677.6	902.5	812.3	1489.9
11/15/2011 01:00	734.1	660.1	839	755.8	1415.9
11/15/2011 02:00	781.1	703.7	874.7	786.7	1490.4
11/15/2011 03:00	747.6	672.7	824.2	741.6	1414.3
11/15/2011 04:00	702.1	631.9	932.9	840	1471.9
11/15/2011 05:00	771.1	694	928.6	836.3	1530.3
11/15/2011 06:00	797.9	717.8	898.8	808.5	1526.3
11/15/2011 07:00	791.6	711.7	958.8	862.5	1574.2
11/15/2011 08:00	916.3	823.9	1023.1	920	1743.9
11/15/2011 09:00	789.9	711.1	920	827.2	1538.3
11/15/2011 10:00	897.4	808.4	1027.7	924.7	1733.1
11/15/2011 11:00	945.6	851	1011.5	911	1762
11/15/2011 12:00	820.2	737.6	1028.9	926.2	1663.8
11/15/2011 13:00	796.8	716.8	1031.1	928.4	1645.2
11/15/2011 14:00	783.4	705.2	991.3	892	1597.2
11/15/2011 15:00	644.1	579.7	817.6	735.7	1315.4
11/15/2011 16:00	777.4	699.7	948.3	854.1	1553.8
11/15/2011 17:00	784.8	706.3	843.6	760	1466.3
11/15/2011 18:00	793.4	714.8	858.6	773	1487.8
11/15/2011 19:00	843	758.3	843.3	759.1	1517.4
11/15/2011 20:00	841.4	757.1	872.2	785.2	1542.3
11/15/2011 21:00	591.6	531.7	705.7	635.3	1167
11/15/2011 22:00	810.9	729.8	849.9	764.7	1494.5
11/15/2011 23:00	589.1	530.6	538.8	484.2	1014.8
11/16/2011 00:00	596.3	536.5	443.6	399.6	936.1

	Unit 1 (Part 75 Data)	Unit 1 (Part 60 Data)	Unit 2 (Part 75 Data)	Unit 2 (Part 60 Data)	Units 1&2 Combined
	SO2_LbPerHr	SO2_P60_LbPerHr	SO2_LbPerHr	SO2_P60_LbPerHr	(Part 60 Data)
	1H	1H	1H	1H	
Time	Value	Value	Value	Value	
11/16/2011 01:00	614.3	552.6	523	470.4	1023
11/16/2011 02:00	601.6	541.3	315.1	283.5	824.8
11/16/2011 03:00	569.2	512.2	149.4	134.3	646.5
11/16/2011 04:00	550.4	495.8	175.5	157.8	653.6
11/16/2011 05:00	1526.7	1374.2	179.7	161.4	1535.6
11/16/2011 06:00	1602.4	1443	0	0	1443
11/16/2011 07:00	1066.8	960	0	0	960
11/16/2011 08:00	1085.3	977.7	0	0	977.7
11/16/2011 09:00	1138.1	1025.1	0	0	1025.1
11/16/2011 10:00	1289.7	1160.1	0	0	1160.1
11/16/2011 11:00	1307.8	1177	0	0	1177
11/16/2011 12:00	1263.6	1136.6	0	0	1136.6
11/16/2011 13:00	1195.6	1077	0	0	1077
11/16/2011 14:00	1146.4	1031.5	0	0	1031.5
11/16/2011 15:00	1067.4	960.9	0	0	960.9
11/16/2011 16:00	1072.2	964.8	0	0	964.8
11/16/2011 17:00	1005.2	904.3	0	0	904.3
11/16/2011 18:00	989.5	890.7	0	0	890.7
11/16/2011 19:00	1013.1	912.1	0	0	912.1
11/16/2011 20:00	996.4	897.2	0	0	897.2
11/16/2011 21:00	997.3	897.4	0	0	897.4
11/16/2011 22:00	877.9	790.9	0	0	790.9
11/16/2011 23:00	602.3	542.2	0	0	542.2
11/17/2011 00:00	616	553.7	0	0	553.7
11/17/2011 01:00	648.9	583.5	0	0	583.5
11/17/2011 02:00	670.1	602.9	0	0	602.9
11/17/2011 03:00	763.6	687.6	0	0	687.6
11/17/2011 04:00	1318.9	1186.8	0	0	1186.8
11/17/2011 05:00	1385.9	1248.1	0	0	1248.1
11/17/2011 06:00	1526.1	1374.4	0	0	1374.4
11/17/2011 07:00	829.4	745.6	0	0	745.6
11/17/2011 08:00	850	765.4	0	0	765.4
11/17/2011 09:00	948.5	853.2	0	0	853.2
11/17/2011 10:00	940.1	845.4	0	0	845.4
11/17/2011 11:00	795	715.9	0	0	715.9
11/17/2011 12:00	881.8	793.9	0	0	793.9
11/17/2011 13:00	816	734.6	0	0	734.6
11/17/2011 14:00	834.1	750.3	0	0	750.3
11/17/2011 15:00	756.7	681.2	0	0	681.2
11/17/2011 16:00	826.7	744.7	0	0	744.7
11/17/2011 17:00	792.2	713.4	0	0	713.4
11/17/2011 18:00	851.3	766.4	0	0	766.4
11/17/2011 19:00	828.3	745.3	0	0	745.3
11/17/2011 20:00	803.9	722.8	0	0	722.8
11/17/2011 21:00	824.9	741.9	0	0	741.9
11/17/2011 22:00	814.6	733.8	0	0	733.8
11/17/2011 23:00	786.6	708.2	0	0	708.2
11/18/2011 00:00	829.7	747.6	0	0	747.6
11/18/2011 01:00	897.8	807.2	0	0	807.2
11/18/2011 02:00	845.6	761.3	0	0	761.3
11/18/2011 03:00	811.7	731.4	0	0	731.4
11/18/2011 04:00	798	717.5	0	0	717.5
11/18/2011 05:00	793.8	713.6	0	0	713.6
11/18/2011 06:00	801	720.9	0	0	720.9
11/18/2011 07:00	804.4	724.3	0	0	724.3
11/18/2011 08:00	805.1	725	0	0	725
11/18/2011 09:00	817.5	735.1	0	0	735.1
11/18/2011 10:00	837.5	753.3	0	0	753.3
11/18/2011 11:00	796	715.5	0	0	715.5
11/18/2011 12:00	837.5	753.3	0	0	753.3
11/18/2011 13:00	948.8	854.8	0	0	854.8
11/18/2011 14:00	776.3	699.5	0	0	699.5
11/18/2011 15:00	854.1	768.6	0	0	768.6
11/18/2011 16:00	897.9	808.3	0	0	808.3
11/18/2011 17:00	1079.8	971.2	0	0	971.2

	Unit 1 (Part 75 Data)	Unit 1 (Part 60 Data)	Unit 2 (Part 75 Data)	Unit 2 (Part 60 Data)	Units 1&2 Combined
	SO2_LbPerHr	SO2_P60_LbPerHr	SO2_LbPerHr	SO2_P60_LbPerHr	(Part 60 Data)
	1H	1H	1H	1H	
Time	Value	Value	Value	Value	
11/18/2011 18:00	1469.2	1321.8	0	0	1321.8
11/18/2011 19:00	1445.5	1301.4	0	0	1301.4
11/18/2011 20:00	1532.6	1379.6	0	0	1379.6
11/18/2011 21:00	1483.9	1335.1	0	0	1335.1
11/18/2011 22:00	1126.8	1015.1	0	0	1015.1
11/18/2011 23:00	1495.9	1347.1	0	0	1347.1
11/19/2011 00:00	1687	1517.7	0	0	1517.7
11/19/2011 01:00	1337.5	1203.4	0	0	1203.4
11/19/2011 02:00	1148.9	1034.6	0	0	1034.6
11/19/2011 03:00	1196.4	1077.6	0	0	1077.6
11/19/2011 04:00	897.9	807.3	0	0	807.3
11/19/2011 05:00	886	797.2	0	0	797.2
11/19/2011 06:00	821.5	739.7	0	0	739.7
11/19/2011 07:00	872	783.9	0	0	783.9
11/19/2011 08:00	908.5	817.4	0	0	817.4
11/19/2011 09:00	986.9	888.9	0	0	888.9
11/19/2011 10:00	1021.3	918.8	0	0	918.8
11/19/2011 11:00	1046.2	941.5	0	0	941.5
11/19/2011 12:00	941	847.7	0	0	847.7
11/19/2011 13:00	991.7	892.5	0	0	892.5
11/19/2011 14:00	945.8	851.6	0	0	851.6
11/19/2011 15:00	976.7	878.6	0	0	878.6
11/19/2011 16:00	971.6	873.9	0	0	873.9
11/19/2011 17:00	1090	981.7	0	0	981.7
11/19/2011 18:00	1055.5	949.3	0	0	949.3
11/19/2011 19:00	1010	909.7	0	0	909.7
11/19/2011 20:00	1056.5	951.5	0	0	951.5
11/19/2011 21:00	971	873.1	0	0	873.1
11/19/2011 22:00	943.2	849.1	0	0	849.1
11/19/2011 23:00	823.7	741.5	0	0	741.5
11/20/2011 00:00	813.5	731.5	0	0	731.5
11/20/2011 01:00	767.4	690.3	0	0	690.3
11/20/2011 02:00	696.3	626	0	0	626
11/20/2011 03:00	691	621.7	0	0	621.7
11/20/2011 04:00	607.2	545.9	0	0	545.9
11/20/2011 05:00	629.1	566.5	0	0	566.5
11/20/2011 06:00	615.7	554.1	0	0	554.1
11/20/2011 07:00	749.5	674.2	0	0	674.2
11/20/2011 08:00	784.2	705	0	0	705
11/20/2011 09:00	780.1	701.3	0	0	701.3
11/20/2011 10:00	767.4	690	0	0	690
11/20/2011 11:00	739.8	666.4	0	0	666.4
11/20/2011 12:00	786.3	707.5	0	0	707.5
11/20/2011 13:00	761	684.4	0	0	684.4
11/20/2011 14:00	778.5	700.6	0	0	700.6
11/20/2011 15:00	793.4	713.5	0	0	713.5
11/20/2011 16:00	806.4	725.4	0	0	725.4
11/20/2011 17:00	811.7	731.1	0	0	731.1
11/20/2011 18:00	777.2	699.9	0	0	699.9
11/20/2011 19:00	831	747.5	0	0	747.5
11/20/2011 20:00	806	725.2	0	0	725.2
11/20/2011 21:00	670.4	603	0	0	603
11/20/2011 22:00	665.3	598.1	0	0	598.1
11/20/2011 23:00	631.6	568.2	0	0	568.2
11/21/2011 00:00	549.4	495.1	0	0	495.1
11/21/2011 01:00	580.6	522.1	0	0	522.1
11/21/2011 02:00	585.7	527.2	0	0	527.2
11/21/2011 03:00	535	481.2	0	0	481.2
11/21/2011 04:00	564.2	508.2	0	0	508.2
11/21/2011 05:00	672.5	604.6	0	0	604.6
11/21/2011 06:00	823.9	742.2	0	0	742.2
11/21/2011 07:00	837.5	754.2	0	0	754.2
11/21/2011 08:00	537.2	483.6	0	0	483.6
11/21/2011 09:00	740.2	665.8	0	0	665.8
11/21/2011 10:00	775.1	698	0	0	698

	Unit 1 (Part 75 Data)	Unit 1 (Part 60 Data)	Unit 2 (Part 75 Data)	Unit 2 (Part 60 Data)	Units 1&2 Combined
	SO2_LbPerHr	SO2_P60_LbPerHr	SO2_LbPerHr	SO2_P60_LbPerHr	(Part 60 Data)
	1H	1H	1H	1H	
Time	Value	Value	Value	Value	
11/21/2011 11:00	691.1	622	0	0	622
11/21/2011 12:00	698.1	629.2	0	0	629.2
11/21/2011 13:00	774.5	696.9	0	0	696.9
11/21/2011 14:00	821.1	739.4	0	0	739.4
11/21/2011 15:00	833.5	749.8	0	0	749.8
11/21/2011 16:00	828.1	744.4	0	0	744.4
11/21/2011 17:00	802.4	722.6	0	0	722.6
11/21/2011 18:00	823.8	741.9	0	0	741.9
11/21/2011 19:00	864.2	777.8	0	0	777.8
11/21/2011 20:00	819	736.9	0	0	736.9
11/21/2011 21:00	742.3	668.7	0	0	668.7
11/21/2011 22:00	682	613.4	0	0	613.4
11/21/2011 23:00	823.5	740.9	0	0	740.9
11/22/2011 00:00	729.8	656.6	0	0	656.6
11/22/2011 01:00	739.1	664.6	0	0	664.6
11/22/2011 02:00	733.2	659.5	0	0	659.5
11/22/2011 03:00	752.6	676.5	0	0	676.5
11/22/2011 04:00	692.5	623.7	0	0	623.7
11/22/2011 05:00	668.7	601.4	0	0	601.4
11/22/2011 06:00	866.6	780.2	0	0	780.2
11/22/2011 07:00	756.1	681.3	0	0	681.3
11/22/2011 08:00	799.1	719.8	0	0	719.8
11/22/2011 09:00	940.6	847.4	0	0	847.4
11/22/2011 10:00	1046.7	942.4	0	0	942.4
11/22/2011 11:00	770.7	694.5	0	0	694.5
11/22/2011 12:00	781.6	704.2	0	0	704.2
11/22/2011 13:00	1247.8	1124	0	0	1124
11/22/2011 14:00	1583.6	1424.6	0	0	1424.6
11/22/2011 15:00	937.6	844.1	0	0	844.1
11/22/2011 16:00	747.2	673.1	0	0	673.1
11/22/2011 17:00	708.6	637.2	0	0	637.2
11/22/2011 18:00	747.5	672.4	0	0	672.4
11/22/2011 19:00	850	765.2	0	0	765.2
11/22/2011 20:00	915.8	824	0	0	824
11/22/2011 21:00	738.2	665.2	0	0	665.2
11/22/2011 22:00	582.7	523.7	0	0	523.7
11/22/2011 23:00	597.6	537.1	0	0	537.1
11/23/2011 00:00	653.8	587.8	0	0	587.8
11/23/2011 01:00	815.5	733.4	0	0	733.4
11/23/2011 02:00	1299.5	1169.2	0	0	1169.2
11/23/2011 03:00	1418.2	1276.7	0	0	1276.7
11/23/2011 04:00	1162.9	1047.1	0	0	1047.1
11/23/2011 05:00	1103	993.6	0	0	993.6
11/23/2011 06:00	1480.2	1331.5	0	0	1331.5
11/23/2011 07:00	1422.2	1279.6	0	0	1279.6
11/23/2011 08:00	1095.2	984.8	0	0	984.8
11/23/2011 09:00	815.9	734.1	0	0	734.1
11/23/2011 10:00	902.1	811.9	0	0	811.9
11/23/2011 11:00	969	872.4	0	0	872.4
11/23/2011 12:00	917.5	826.2	0	0	826.2
11/23/2011 13:00	929.6	836.8	0	0	836.8
11/23/2011 14:00	961	864.7	0	0	864.7
11/23/2011 15:00	968.6	872.1	0	0	872.1
11/23/2011 16:00	929	835.2	0	0	835.2
11/23/2011 17:00	1003.1	902.6	0	0	902.6
11/23/2011 18:00	987.4	888.3	0	0	888.3
11/23/2011 19:00	997.7	897	0	0	897
11/23/2011 20:00	971.4	874.7	0	0	874.7
11/23/2011 21:00	873.4	786.3	0	0	786.3
11/23/2011 22:00	594.3	535.7	0	0	535.7
11/23/2011 23:00	720.4	647.6	0	0	647.6
11/24/2011 00:00	753.6	677.7	0	0	677.7
11/24/2011 01:00	696.9	627.4	0	0	627.4
11/24/2011 02:00	681.2	613.1	0	0	613.1
11/24/2011 03:00	663.1	597.4	0	0	597.4

	Unit 1 (Part 75 Data)	Unit 1 (Part 60 Data)	Unit 2 (Part 75 Data)	Unit 2 (Part 60 Data)	Units 1&2 Combined
	SO2_LbPerHr	SO2_P60_LbPerHr	SO2_LbPerHr	SO2_P60_LbPerHr	(Part 60 Data)
	1H	1H	1H	1H	
Time	Value	Value	Value	Value	
11/24/2011 04:00	625.7	563.8	0	0	563.8
11/24/2011 05:00	722.4	650.4	0	0	650.4
11/24/2011 06:00	693.9	625.1	0	0	625.1
11/24/2011 07:00	783.3	705.5	0	0	705.5
11/24/2011 08:00	768.1	690.9	0	0	690.9
11/24/2011 09:00	720.3	648.7	0	0	648.7
11/24/2011 10:00	740.5	667.2	0	0	667.2
11/24/2011 11:00	784.2	705.8	0	0	705.8
11/24/2011 12:00	680.8	612.5	0	0	612.5
11/24/2011 13:00	591.4	532.2	0	0	532.2
11/24/2011 14:00	463.5	417.1	0	0	417.1
11/24/2011 15:00	478.2	430.3	0	0	430.3
11/24/2011 16:00	474.3	426.9	0	0	426.9
11/24/2011 17:00	514.7	463.9	0	0	463.9
11/24/2011 18:00	596.8	536.8	0	0	536.8
11/24/2011 19:00	508.2	456.9	0	0	456.9
11/24/2011 20:00	633.9	571.1	0	0	571.1
11/24/2011 21:00	616.4	555.4	0	0	555.4
11/24/2011 22:00	586.7	527.5	0	0	527.5
11/24/2011 23:00	581.7	523.2	0	0	523.2
11/25/2011 00:00	508.8	458.2	0	0	458.2
11/25/2011 01:00	505.6	455.7	0	0	455.7
11/25/2011 02:00	499.6	449.9	0	0	449.9
11/25/2011 03:00	510.7	459.8	0	0	459.8
11/25/2011 04:00	602	541.7	0	0	541.7
11/25/2011 05:00	709.8	638.3	0	0	638.3
11/25/2011 06:00	771.4	694.4	0	0	694.4
11/25/2011 07:00	590.8	531	0	0	531
11/25/2011 08:00	694.7	625.4	0	0	625.4
11/25/2011 09:00	658.4	592	0	0	592
11/25/2011 10:00	680.4	612.2	0	0	612.2
11/25/2011 11:00	642	578.1	0	0	578.1
11/25/2011 12:00	521.7	469.6	0	0	469.6
11/25/2011 13:00	560.8	505.2	0	0	505.2
11/25/2011 14:00	545.3	491.3	0	0	491.3
11/25/2011 15:00	633.9	571	0	0	571
11/25/2011 16:00	727.2	655.1	0	0	655.1
11/25/2011 17:00	840.3	756.5	0	0	756.5
11/25/2011 18:00	893.8	804	0	0	804
11/25/2011 19:00	673.9	606.9	0	0	606.9
11/25/2011 20:00	819.8	738.6	0	0	738.6
11/25/2011 21:00	935.2	842	0	0	842
11/25/2011 22:00	861.4	775.8	0	0	775.8
11/25/2011 23:00	812.9	731.8	0	0	731.8
11/26/2011 00:00	835.3	752.2	0	0	752.2
11/26/2011 01:00	838.3	755.2	0	0	755.2
11/26/2011 02:00	807.8	726.7	0	0	726.7
11/26/2011 03:00	827.4	744.4	0	0	744.4
11/26/2011 04:00	858.3	773.2	0	0	773.2
11/26/2011 05:00	781.4	702.5	0	0	702.5
11/26/2011 06:00	846.1	761.5	0	0	761.5
11/26/2011 07:00	891.7	801.8	0	0	801.8
11/26/2011 08:00	969.4	873	0	0	873
11/26/2011 09:00	857.9	771.6	0	0	771.6
11/26/2011 10:00	1018.1	915.9	0	0	915.9
11/26/2011 11:00	1121.2	1008.7	0	0	1008.7
11/26/2011 12:00	1317.4	1185.8	0	0	1185.8
11/26/2011 13:00	1697.8	1527.6	0	0	1527.6
11/26/2011 14:00	1753.9	1579.4	0	0	1579.4
11/26/2011 15:00	1192.8	1073	0	0	1073
11/26/2011 16:00	1221.4	1099.4	0	0	1099.4
11/26/2011 17:00	1327.5	1194.7	0	0	1194.7
11/26/2011 18:00	1283.3	1155.3	0	0	1155.3
11/26/2011 19:00	1144	1029	0	0	1029
11/26/2011 20:00	1048.7	944.8	0	0	944.8

	Unit 1 (Part 75 Data)	Unit 1 (Part 60 Data)	Unit 2 (Part 75 Data)	Unit 2 (Part 60 Data)	Units 1&2 Combined
	SO2_LbPerHr	SO2_P60_LbPerHr	SO2_LbPerHr	SO2_P60_LbPerHr	(Part 60 Data)
	1H	1H	1H	1H	
Time	Value	Value	Value	Value	
11/26/2011 21:00	794	713.9	0	0	713.9
11/26/2011 22:00	804.5	723.8	0	0	723.8
11/26/2011 23:00	803.5	722.6	0	0	722.6
11/27/2011 00:00	854.7	769.6	0	0	769.6
11/27/2011 01:00	726.7	653.7	0	0	653.7
11/27/2011 02:00	757.4	681.1	0	0	681.1
11/27/2011 03:00	767.3	691.1	58.5	0	691.1
11/27/2011 04:00	743.1	668.6	0.8	0.8	669.4
11/27/2011 05:00	748.4	673.9	0	0	673.9
11/27/2011 06:00	782	704.3	0	0	704.3
11/27/2011 07:00	691.4	622.7	0	0	622.7
11/27/2011 08:00	722.9	649.9	2.5	2.5	652.4
11/27/2011 09:00	812.7	731.2	1.7	1.7	732.9
11/27/2011 10:00	784.5	706.6	6.6	5.8	712.4
11/27/2011 11:00	764.8	688.7	11.5	10.7	699.4
11/27/2011 12:00	766	688.7	11.5	10.7	699.4
11/27/2011 13:00	739.7	666.3	8.3	7.5	673.8
11/27/2011 14:00	703.8	634.1	29.8	26.5	660.6
11/27/2011 15:00	700.9	631	75.1	67.6	698.6
11/27/2011 16:00	614.5	553.6	73.6	66.1	619.7
11/27/2011 17:00	682.1	614.2	98.1	88.3	702.5
11/27/2011 18:00	793.7	714.1	124	111.9	826
11/27/2011 19:00	775.3	697.4	69.1	62.4	759.8
11/27/2011 20:00	651.9	587.2	164.2	147.6	734.8
11/27/2011 21:00	684.1	616	303.5	273.9	889.9
11/27/2011 22:00	679.1	610.5	251.3	225.8	836.3
11/27/2011 23:00	631.6	568.7	183.8	166	734.7
11/28/2011 00:00	487.3	439.1	288.2	258.9	698
11/28/2011 01:00	446.2	402.1	244.8	220.1	622.2
11/28/2011 02:00	431.4	388.3	236	212.7	601
11/28/2011 03:00	454.5	408.9	233.8	210.6	619.5
11/28/2011 04:00	447.5	403.3	262.7	236.6	639.9
11/28/2011 05:00	445.1	400.3	250.9	226	626.3
11/28/2011 06:00	624.2	561.3	457.2	411.3	972.6
11/28/2011 07:00	681	613.1	409.3	368.9	982
11/28/2011 08:00	376.4	338.3	301.3	271.5	609.8
11/28/2011 09:00	385.3	347.2	334.1	299.9	647.1
11/28/2011 10:00	419.4	377.4	534.1	481.5	858.9
11/28/2011 11:00	415.4	373.8	518.2	467.2	841
11/28/2011 12:00	395.4	355.3	474.9	428	783.3
11/28/2011 13:00	377.6	340.1	456.1	410.9	751
11/28/2011 14:00	302.2	271.5	528.9	475.4	746.9
11/28/2011 15:00	432	389.2	817.8	735.4	1124.6
11/28/2011 16:00	415.2	373.7	1175.3	1058.2	1431.9
11/28/2011 17:00	421.3	378.7	1007.7	906.7	1285.4
11/28/2011 18:00	436.8	392.7	725.4	652.7	1045.4
11/28/2011 19:00	429.4	386.3	790.3	711.9	1098.2
11/28/2011 20:00	436.3	393.1	973.1	876.2	1269.3
11/28/2011 21:00	453.4	408.4	918.6	827.5	1235.9
11/28/2011 22:00	448.2	403.4	600.8	540.1	943.5
11/28/2011 23:00	464.8	418.6	465.9	419.3	837.9
11/29/2011 00:00	395.6	356.4	800	720	1076.4
11/29/2011 01:00	0	0	729.9	656.4	656.4
11/29/2011 02:00	0	0	627.2	564.3	564.3
11/29/2011 03:00	0	0	563.2	506.9	506.9
11/29/2011 04:00	0	0	552.1	496.9	496.9
11/29/2011 05:00	0	0	574.9	518	518
11/29/2011 06:00	0	0	771.5	694.8	694.8
11/29/2011 07:00	0	0	879.3	791	791
11/29/2011 08:00	0	0	965.2	868.7	868.7
11/29/2011 09:00	0	0	791.1	712.6	712.6
11/29/2011 10:00	0	0	766.7	690.9	690.9
11/29/2011 11:00	0	0	817.9	736.5	736.5
11/29/2011 12:00	0	0	958.5	862.4	862.4
11/29/2011 13:00	0	0	937.3	843.9	843.9

	Unit 1 (Part 75 Data)	Unit 1 (Part 60 Data)	Unit 2 (Part 75 Data)	Unit 2 (Part 60 Data)	Units 1&2 Combined
	SO2_LbPerHr	SO2_P60_LbPerHr	SO2_LbPerHr	SO2_P60_LbPerHr	(Part 60 Data)
	1H	1H	1H	1H	
Time	Value	Value	Value	Value	
11/29/2011 14:00	0	0	942	848.3	848.3
11/29/2011 15:00	0	0	869.2	783.1	783.1
11/29/2011 16:00	0	0	854.5	768.4	768.4
11/29/2011 17:00	0	0	879.6	792	792
11/29/2011 18:00	0	0	872.4	785	785
11/29/2011 19:00	0	0	924.9	833.1	833.1
11/29/2011 20:00	0	0	872.3	785.4	785.4
11/29/2011 21:00	0	0	870.8	784.3	784.3
11/29/2011 22:00	0	0	789.4	710	710
11/29/2011 23:00	0	0	709.2	638.3	638.3
11/30/2011 00:00	0	0	979	881.9	881.9
11/30/2011 01:00	0	0	809.1	727.5	727.5
11/30/2011 02:00	0	0	692.7	624.2	624.2
11/30/2011 03:00	0	0	740	665.1	665.1
11/30/2011 04:00	0	0	808.7	727.6	727.6
11/30/2011 05:00	0	0	730.7	657	657
11/30/2011 06:00	0	0	760.7	685.4	685.4
11/30/2011 07:00	0	0	742.8	669.4	669.4
11/30/2011 08:00	0	0	746.3	671.3	671.3
11/30/2011 09:00	0	0	763.4	686.4	686.4
11/30/2011 10:00	0	0	784.8	705.9	705.9
11/30/2011 11:00	0	0	806.3	725.5	725.5
11/30/2011 12:00	0	0	779.1	700.8	700.8
11/30/2011 13:00	0	0	784.3	705.4	705.4
11/30/2011 14:00	0	0	790.8	712	712
11/30/2011 15:00	0	0	808.7	727.4	727.4
11/30/2011 16:00	0	0	793.6	714.6	714.6
11/30/2011 17:00	0	0	792.6	713.7	713.7
11/30/2011 18:00	0	0	802.8	721.9	721.9
11/30/2011 19:00	0	0	824.2	741.3	741.3
11/30/2011 20:00	0	0	867.3	780.1	780.1
11/30/2011 21:00	0	0	843	758.1	758.1
11/30/2011 22:00	0	0	824.3	741.3	741.3
11/30/2011 23:00	0	0	792.5	713.9	713.9
12/01/2011 00:00	0	0	580.9	523.4	523.4
12/01/2011 01:00	0	0	594.1	534.7	534.7
12/01/2011 02:00	0	0	657.6	592.6	592.6
12/01/2011 03:00	0	0	715.3	644.4	644.4
12/01/2011 04:00	0	0	817.3	735.9	735.9
12/01/2011 05:00	0	0	757.1	681	681
12/01/2011 06:00	0	0	680	612.2	612.2
12/01/2011 07:00	0	0	684.1	615.9	615.9
12/01/2011 08:00	0	0	684.4	616.6	616.6
12/01/2011 09:00	0	0	699.9	630.3	630.3
12/01/2011 10:00	0	0	719.9	647.5	647.5
12/01/2011 11:00	0	0	708.1	637.9	637.9
12/01/2011 12:00	0	0	729.8	656.2	656.2
12/01/2011 13:00	0	0	732.6	658.7	658.7
12/01/2011 14:00	0	0	739.7	666.3	666.3
12/01/2011 15:00	0	0	599.4	540.2	540.2
12/01/2011 16:00	0	0	850.2	765.3	765.3
12/01/2011 17:00	0	0	1399.9	1259.7	1259.7
12/01/2011 18:00	0	0	908.5	818.5	818.5
12/01/2011 19:00	0	0	747.4	672.3	672.3
12/01/2011 20:00	0	0	716.5	645.5	645.5
12/01/2011 21:00	0	0	714.5	643.4	643.4
12/01/2011 22:00	0	0	812	730.8	730.8
12/01/2011 23:00	0	0	763.8	687.2	687.2
12/02/2011 00:00	0	0	563.4	507	507
12/02/2011 01:00	0	0	897.4	806.9	806.9
12/02/2011 02:00	0	0	819.5	737.3	737.3
12/02/2011 03:00	0	0	687	618.7	618.7
12/02/2011 04:00	0	0	807.5	727.3	727.3
12/02/2011 05:00	0	0	821	738	738
12/02/2011 06:00	0	0	778.3	700.1	700.1

	Unit 1 (Part 75 Data)	Unit 1 (Part 60 Data)	Unit 2 (Part 75 Data)	Unit 2 (Part 60 Data)	Units 1&2 Combined
	SO2_LbPerHr	SO2_P60_LbPerHr	SO2_LbPerHr	SO2_P60_LbPerHr	(Part 60 Data)
	1H	1H	1H	1H	
Time	Value	Value	Value	Value	
12/02/2011 07:00	0	0	798.9	718.6	718.6
12/02/2011 08:00	0	0	788.3	710.3	710.3
12/02/2011 09:00	0	0	816.2	734	734
12/02/2011 10:00	0	0	797.7	718.7	718.7
12/02/2011 11:00	0	0	759.8	684.4	684.4
12/02/2011 12:00	0	0	779.6	702	702
12/02/2011 13:00	0	0	795.2	715.7	715.7
12/02/2011 14:00	0	0	691.4	621.7	621.7
12/02/2011 15:00	0	0	786.9	707.4	707.4
12/02/2011 16:00	0	0	1037.3	934	934
12/02/2011 17:00	0	0	913	822.1	822.1
12/02/2011 18:00	0	0	771.2	694.7	694.7
12/02/2011 19:00	0	0	754.4	679.6	679.6
12/02/2011 20:00	0	0	779.1	701.8	701.8
12/02/2011 21:00	0	0	799.9	720.6	720.6
12/02/2011 22:00	0	0	686.4	618.4	618.4
12/02/2011 23:00	0	0	766.9	689.6	689.6
12/03/2011 00:00	0	0	953.8	858.2	858.2
12/03/2011 01:00	0	0	908	816.5	816.5
12/03/2011 02:00	0	0	778.7	700	700
12/03/2011 03:00	0	0	751.7	676.7	676.7
12/03/2011 04:00	0	0	658.5	591.9	591.9
12/03/2011 05:00	0	0	682.5	614.1	614.1
12/03/2011 06:00	0	0	870.8	783.5	783.5
12/03/2011 07:00	0	0	926.9	835	835
12/03/2011 08:00	0	0	875.7	787.5	787.5
12/03/2011 09:00	0	0	784.2	706.6	706.6
12/03/2011 10:00	0	0	793.2	713.9	713.9
12/03/2011 11:00	3.7	3.7	809	728.7	732.4
12/03/2011 12:00	25.2	22.4	779.2	700.7	723.1
12/03/2011 13:00	12.1	11.2	725.1	652	663.2
12/03/2011 14:00	17.1	15.2	585.6	526.2	541.4
12/03/2011 15:00	50.1	45.2	874.7	787.7	832.9
12/03/2011 16:00	104.9	94.3	905.8	815.4	909.7
12/03/2011 17:00	71	64.3	504.1	452.9	517.2
12/03/2011 18:00	70.1	63.5	551.9	496.7	560.2
12/03/2011 19:00	62.3	55.8	741.4	668	723.8
12/03/2011 20:00	177.4	159.6	675.4	607.2	766.8
12/03/2011 21:00	314.3	282.5	858.5	773	1055.5
12/03/2011 22:00	200.7	180.5	844.2	759.2	939.7
12/03/2011 23:00	164.7	148.3	607.7	546.7	695
12/04/2011 00:00	344.9	310.7	661	595.5	906.2
12/04/2011 01:00	389.3	350	861.9	776.3	1126.3
12/04/2011 02:00	576.6	519.4	755.4	679.7	1199.1
12/04/2011 03:00	678.6	610.4	451.6	407.1	1017.5
12/04/2011 04:00	936.6	843	750.6	675.9	1518.9
12/04/2011 05:00	1635.8	1472	952.6	856.8	2328.8
12/04/2011 06:00	1596.1	1436.5	727.6	655.4	2091.9
12/04/2011 07:00	1406.4	1266.3	550.8	495.7	1762
12/04/2011 08:00	1742.5	1568.9	820.7	738.3	2307.2
12/04/2011 09:00	1741.1	1567.2	857.8	771.6	2338.8
12/04/2011 10:00	1108.6	997.7	547.1	492.6	1490.3
12/04/2011 11:00	1127.1	1013.9	583	524.1	1538
12/04/2011 12:00	1087.3	978.6	732	658.5	1637.1
12/04/2011 13:00	1063.4	957.1	708.1	636.9	1594
12/04/2011 14:00	1021.9	920.6	632.6	569.7	1490.3
12/04/2011 15:00	936	842.9	681.5	613.7	1456.6
12/04/2011 16:00	835.4	752.3	731.1	658.2	1410.5
12/04/2011 17:00	989.8	891.2	958.4	862.5	1753.7
12/04/2011 18:00	832.8	748.7	750.8	674.9	1423.6
12/04/2011 19:00	781.1	702.6	648	583	1285.6
12/04/2011 20:00	896.8	807.6	633.6	570.7	1378.3
12/04/2011 21:00	850.1	765.1	643.5	579	1344.1
12/04/2011 22:00	729.4	655.8	514.5	462.3	1118.1
12/04/2011 23:00	672.7	605.3	539.5	485	1090.3

	Unit 1 (Part 75 Data)	Unit 1 (Part 60 Data)	Unit 2 (Part 75 Data)	Unit 2 (Part 60 Data)	Units 1&2 Combined
	SO2_LbPerHr	SO2_P60_LbPerHr	SO2_LbPerHr	SO2_P60_LbPerHr	(Part 60 Data)
	1H	1H	1H	1H	
Time	Value	Value	Value	Value	
12/05/2011 00:00	585.8	527.7	424.8	382.8	910.5
12/05/2011 01:00	602.2	541.7	520	467.9	1009.6
12/05/2011 02:00	681.1	612.8	609	548.8	1161.6
12/05/2011 03:00	659.8	593.7	528.7	475.7	1069.4
12/05/2011 04:00	683.9	614.8	535.8	481.9	1096.7
12/05/2011 05:00	675.6	607.7	559.1	503.7	1111.4
12/05/2011 06:00	836	752	688.5	619	1371
12/05/2011 07:00	824.6	742.9	650.4	584.7	1327.6
12/05/2011 08:00	819.7	737.6	595.7	536.2	1273.8
12/05/2011 09:00	825.6	743	692.8	624.4	1367.4
12/05/2011 10:00	734.1	659.9	640.7	576.6	1236.5
12/05/2011 11:00	827.3	744.2	755.1	679.4	1423.6
12/05/2011 12:00	726.6	653.6	697.9	627.9	1281.5
12/05/2011 13:00	804.9	723.6	670.5	604.3	1327.9
12/05/2011 14:00	713.8	643	686.7	618.4	1261.4
12/05/2011 15:00	759.8	683.7	720.2	648.8	1332.5
12/05/2011 16:00	874.8	787.9	866.2	779.3	1567.2
12/05/2011 17:00	791	711.7	807.8	727.9	1439.6
12/05/2011 18:00	837	753.5	675.4	607.9	1361.4
12/05/2011 19:00	843.1	758	653.5	588.4	1346.4
12/05/2011 20:00	745.5	670.4	663.5	597.2	1267.6
12/05/2011 21:00	829.3	746.4	652.3	586.7	1333.1
12/05/2011 22:00	655	589	670.1	603.4	1192.4
12/05/2011 23:00	681.2	612.6	544.8	490.9	1103.5
12/06/2011 00:00	804.1	723	627.3	564.3	1287.3
12/06/2011 01:00	866.7	779.7	624	562	1341.7
12/06/2011 02:00	627.1	564.2	550.7	494.9	1059.1
12/06/2011 03:00	694.7	625	572.9	515.6	1140.6
12/06/2011 04:00	661.9	596.2	567.4	511.1	1107.3
12/06/2011 05:00	774.1	696.5	645.8	581.1	1277.6
12/06/2011 06:00	909.3	818	702	632.6	1450.6
12/06/2011 07:00	816.8	735.7	555	499.7	1235.4
12/06/2011 08:00	789.3	710	602.8	541.7	1251.7
12/06/2011 09:00	920.9	828	645.6	580.3	1408.3
12/06/2011 10:00	1429.8	1287.8	611.5	549.9	1837.7
12/06/2011 11:00	848.1	763.3	700.4	630.9	1394.2
12/06/2011 12:00	1288.5	1159.7	591.3	531.4	1691.1
12/06/2011 13:00	1406.9	1267	615.2	554.2	1821.2
12/06/2011 14:00	750.6	674.7	666.5	599.4	1274.1
12/06/2011 15:00	754.2	678.2	673.9	606.9	1285.1
12/06/2011 16:00	755.6	679.4	689.3	620	1299.4
12/06/2011 17:00	821.3	739.5	780.7	702.2	1441.7
12/06/2011 18:00	772.8	694.7	731.9	658.3	1353
12/06/2011 19:00	732	658.2	736.7	662.8	1321
12/06/2011 20:00	779.9	701.1	777.7	700	1401.1
12/06/2011 21:00	841.4	756.5	777.5	700.3	1456.8
12/06/2011 22:00	812.2	730.8	762.7	687.2	1418
12/06/2011 23:00	605.2	544.8	495.9	447	991.8
12/07/2011 00:00	630	566.8	507.5	456.4	1023.2
12/07/2011 01:00	654.4	589.1	929.8	836.8	1425.9
12/07/2011 02:00	605.6	545.2	630.3	567.1	1112.3
12/07/2011 03:00	627.9	565.8	356.8	321.1	886.9
12/07/2011 04:00	626	563.2	696.6	626.8	1190
12/07/2011 05:00	639.8	575.6	723.9	651.3	1226.9
12/07/2011 06:00	705.5	634.2	709.1	638.4	1272.6
12/07/2011 07:00	617.1	554.7	636.9	573.4	1128.1
12/07/2011 08:00	724	651.4	589.7	531.5	1182.9
12/07/2011 09:00	750.4	674.9	634.3	570.1	1245
12/07/2011 10:00	722.7	651.1	691.5	621.7	1272.8
12/07/2011 11:00	1197.1	1077	718.3	646.2	1723.2
12/07/2011 12:00	923.1	830.8	675.3	607.4	1438.2
12/07/2011 13:00	555.4	499.5	643.6	580	1079.5
12/07/2011 14:00	816.2	735.1	669.6	601.9	1337
12/07/2011 15:00	639.3	575.7	717.3	645.2	1220.9
12/07/2011 16:00	617.5	555.9	678.4	610.5	1166.4

	Unit 1 (Part 75 Data)	Unit 1 (Part 60 Data)	Unit 2 (Part 75 Data)	Unit 2 (Part 60 Data)	Units 1&2 Combined
	SO2_LbPerHr	SO2_P60_LbPerHr	SO2_LbPerHr	SO2_P60_LbPerHr	(Part 60 Data)
	1H	1H	1H	1H	
Time	Value	Value	Value	Value	
12/07/2011 17:00	619.1	557.6	1345.6	1211.9	1769.5
12/07/2011 18:00	612.4	550.5	1330.6	1197.1	1747.6
12/07/2011 19:00	593.5	534.5	1298.4	1169.4	1703.9
12/07/2011 20:00	581.1	522.5	832	748.8	1271.3
12/07/2011 21:00	583.9	525.5	1179.5	1061.5	1587
12/07/2011 22:00	650.3	585.7	944	849.4	1435.1
12/07/2011 23:00	623.8	560.6	836.5	753.3	1313.9
12/08/2011 00:00	580.8	522.5	954.8	859.3	1381.8
12/08/2011 01:00	567.9	511.5	824	742	1253.5
12/08/2011 02:00	511.6	460.3	811	730.4	1190.7
12/08/2011 03:00	541.4	488	661.4	595.2	1083.2
12/08/2011 04:00	650	585	974.7	878	1463
12/08/2011 05:00	621.9	559.9	647.5	583.5	1143.4
12/08/2011 06:00	628.5	566.1	684.1	616.1	1182.2
12/08/2011 07:00	590.5	532.3	794.9	715.4	1247.7
12/08/2011 08:00	574.6	516.5	746.3	672.1	1188.6
12/08/2011 09:00	601.5	541.4	657.5	591.6	1133
12/08/2011 10:00	578.6	520.5	743.9	669.9	1190.4
12/08/2011 11:00	596	535.7	712.7	640.6	1176.3
12/08/2011 12:00	573.6	515.4	747.3	673.1	1188.5
12/08/2011 13:00	585.3	527.4	688	620	1147.4
12/08/2011 14:00	646	581.8	611	549.5	1131.3
12/08/2011 15:00	616.9	555.6	623.8	561.8	1117.4
12/08/2011 16:00	864.3	778.5	648.1	582.5	1361
12/08/2011 17:00	694.5	624.8	814.3	733.5	1358.3
12/08/2011 18:00	614.5	553.5	803.1	723.4	1276.9
12/08/2011 19:00	596.8	537.8	699.3	629.8	1167.6
12/08/2011 20:00	578	520.9	657.8	592.9	1113.8
12/08/2011 21:00	588.2	528.6	673.7	606.6	1135.2
12/08/2011 22:00	527.5	474.7	740.9	667.2	1141.9
12/08/2011 23:00	554.7	500	643.4	579.1	1079.1
12/09/2011 00:00	543	489.3	652	586.8	1076.1
12/09/2011 01:00	508.3	457.9	768.3	691.5	1149.4
12/09/2011 02:00	491.5	442.6	747.7	673.1	1115.7
12/09/2011 03:00	633.1	570	674.4	606.7	1176.7
12/09/2011 04:00	635.1	571.3	662.6	596.7	1168
12/09/2011 05:00	584.2	526.6	622.7	561	1087.6
12/09/2011 06:00	618.3	555.8	717.1	645.3	1201.1
12/09/2011 07:00	600.4	539.7	784	706.3	1246
12/09/2011 08:00	632.8	569.6	696.5	627.7	1197.3
12/09/2011 09:00	622.8	559.9	754.6	678.9	1238.8
12/09/2011 10:00	617.1	554.9	677.3	608.9	1163.8
12/09/2011 11:00	571.7	514.1	572.1	515.7	1029.8
12/09/2011 12:00	575.9	519.1	588.6	529.7	1048.8
12/09/2011 13:00	496.5	447.4	693.3	623.2	1070.6
12/09/2011 14:00	495	445.3	762.6	686.9	1132.2
12/09/2011 15:00	508.8	457.2	647.7	582.3	1039.5
12/09/2011 16:00	551.1	496.7	636.7	573.1	1069.8
12/09/2011 17:00	626.7	564.4	749.8	674.8	1239.2
12/09/2011 18:00	576.1	518.9	711.2	639.3	1158.2
12/09/2011 19:00	610.2	548.8	680.7	612.6	1161.4
12/09/2011 20:00	622.9	561.5	685.3	617.4	1178.9
12/09/2011 21:00	612.7	551.6	646.6	582	1133.6
12/09/2011 22:00	518.3	467.1	564	508.2	975.3
12/09/2011 23:00	493.8	444.6	604	544.4	989
12/10/2011 00:00	527.6	474.6	546.8	492.1	966.7
12/10/2011 01:00	497.5	447.9	662.5	595.9	1043.8
12/10/2011 02:00	473.4	426.4	730.9	657.6	1084
12/10/2011 03:00	467.1	420.2	578.8	520.7	940.9
12/10/2011 04:00	489.2	440.1	532	478.8	918.9
12/10/2011 05:00	493.7	444.7	696	626.2	1070.9
12/10/2011 06:00	490.1	440.3	682.2	614.7	1055
12/10/2011 07:00	520.6	468.1	642.9	579.4	1047.5
12/10/2011 08:00	589.3	530.4	690.2	621.8	1152.2
12/10/2011 09:00	519	466.2	654.8	589.1	1055.3

	Unit 1 (Part 75 Data)	Unit 1 (Part 60 Data)	Unit 2 (Part 75 Data)	Unit 2 (Part 60 Data)	Units 1&2 Combined
	SO2_LbPerHr	SO2_P60_LbPerHr	SO2_LbPerHr	SO2_P60_LbPerHr	(Part 60 Data)
	1H	1H	1H	1H	
Time	Value	Value	Value	Value	
12/10/2011 10:00	582.5	523.4	657.1	590.8	1114.2
12/10/2011 11:00	526.4	474.6	648.9	584.8	1059.4
12/10/2011 12:00	512.3	460.7	599.5	538.8	999.5
12/10/2011 13:00	481.5	433.9	666.1	599.3	1033.2
12/10/2011 14:00	429.3	387	543.8	488.7	875.7
12/10/2011 15:00	477.1	429.2	621.6	558.7	987.9
12/10/2011 16:00	490.4	441.4	724.5	652.6	1094
12/10/2011 17:00	602.3	542.7	952.9	857.4	1400.1
12/10/2011 18:00	570.9	514	692.3	623	1137
12/10/2011 19:00	605.3	543.9	600	539.2	1083.1
12/10/2011 20:00	596	536.6	618.4	557.4	1094
12/10/2011 21:00	620.2	559.1	681.3	613.6	1172.7
12/10/2011 22:00	599.7	540.6	602.5	541.5	1082.1
12/10/2011 23:00	483.8	436	585	526.9	962.9
12/11/2011 00:00	571.2	514.6	733.2	660.3	1174.9
12/11/2011 01:00	517.7	466.3	729	656.4	1122.7
12/11/2011 02:00	540.2	485.6	441.5	397.6	883.2
12/11/2011 03:00	561.9	505.2	399.8	359.7	864.9
12/11/2011 04:00	571.4	514.2	868.3	780.7	1294.9
12/11/2011 05:00	506.4	455.6	518.9	467.4	923
12/11/2011 06:00	567.6	511.2	576.9	518.6	1029.8
12/11/2011 07:00	711.4	639.6	734.8	660.5	1300.1
12/11/2011 08:00	719.8	648.7	646.1	582.1	1230.8
12/11/2011 09:00	566.8	510.5	579.6	522.4	1032.9
12/11/2011 10:00	583.7	525.9	634.6	571.1	1097
12/11/2011 11:00	521.7	469.5	576.8	519.3	988.8
12/11/2011 12:00	476.7	429	607.7	547.1	976.1
12/11/2011 13:00	440.7	397.4	608.3	547.7	945.1
12/11/2011 14:00	450.8	405.4	539.9	486.3	891.7
12/11/2011 15:00	498	447.8	496.5	446.5	894.3
12/11/2011 16:00	549.6	494.8	677.2	609.7	1104.5
12/11/2011 17:00	648.1	582.9	844.4	759.2	1342.1
12/11/2011 18:00	653.3	587.5	667.5	600.9	1188.4
12/11/2011 19:00	660.3	594.5	587.8	529.3	1123.8
12/11/2011 20:00	762.6	686.3	532.2	479.4	1165.7
12/11/2011 21:00	645.5	581.1	567.9	511.7	1092.8
12/11/2011 22:00	573.4	516	693.3	623.8	1139.8
12/11/2011 23:00	353.6	318.4	585.4	526.4	844.8
12/12/2011 00:00	377	340	630	567.2	907.2
12/12/2011 01:00	332.9	299.6	640.8	577.1	876.7
12/12/2011 02:00	313.1	281.6	578.4	520.5	802.1
12/12/2011 03:00	308.1	276.7	520.8	469.3	746
12/12/2011 04:00	361.3	325.9	591.6	532.4	858.3
12/12/2011 05:00	449.7	404.1	665	597.9	1002
12/12/2011 06:00	619.1	557.2	730	657.4	1214.6
12/12/2011 07:00	554	498.6	653.6	588.2	1086.8
12/12/2011 08:00	491.8	442.9	607.5	546.4	989.3
12/12/2011 09:00	556.2	500.8	667.9	600.9	1101.7
12/12/2011 10:00	516.9	465.2	582.1	523.7	988.9
12/12/2011 11:00	482.2	433.4	630.3	567.9	1001.3
12/12/2011 12:00	546.8	492.1	673.5	605.4	1097.5
12/12/2011 13:00	526.7	474.3	709.2	638.7	1113
12/12/2011 14:00	440.3	397.1	652.3	586.2	983.3
12/12/2011 15:00	544.6	490.9	768.2	692.2	1183.1
12/12/2011 16:00	538	483.6	1006.1	906.3	1389.9
12/12/2011 17:00	627.2	563.7	809.6	728.1	1291.8
12/12/2011 18:00	530.2	476.8	859.4	774.4	1251.2
12/12/2011 19:00	630.4	566.5	744.5	670.3	1236.8
12/12/2011 20:00	608.3	546.8	675.7	608.5	1155.3
12/12/2011 21:00	609.5	548.1	543.3	489.1	1037.2
12/12/2011 22:00	448.8	403.2	676.2	608.8	1012
12/12/2011 23:00	592.7	533.5	764.3	687.5	1221
12/13/2011 00:00	524.4	472.6	627.1	565	1037.6
12/13/2011 01:00	475.9	428.7	541.9	487.2	915.9
12/13/2011 02:00	502.9	452.1	859.7	774.5	1226.6

	Unit 1 (Part 75 Data)	Unit 1 (Part 60 Data)	Unit 2 (Part 75 Data)	Unit 2 (Part 60 Data)	Units 1&2 Combined
	SO2_LbPerHr	SO2_P60_LbPerHr	SO2_LbPerHr	SO2_P60_LbPerHr	(Part 60 Data)
	1H	1H	1H	1H	
Time	Value	Value	Value	Value	
12/13/2011 03:00	465.2	418.1	674.7	607.6	1025.7
12/13/2011 04:00	445.7	401.9	667.5	601.4	1003.3
12/13/2011 05:00	461	415.1	624.4	562	977.1
12/13/2011 06:00	548.3	493.1	778	700.2	1193.3
12/13/2011 07:00	475.2	427	725.6	652.7	1079.7
12/13/2011 08:00	554.2	499.4	735.9	662.8	1162.2
12/13/2011 09:00	543	488.1	584.6	525.8	1013.9
12/13/2011 10:00	541.8	487	622.8	560.3	1047.3
12/13/2011 11:00	536.6	482.1	762.6	686.9	1169
12/13/2011 12:00	449.7	405.3	718.8	647.7	1053
12/13/2011 13:00	482.2	434.6	744.1	670.3	1104.9
12/13/2011 14:00	473.9	426.5	707.8	637.2	1063.7
12/13/2011 15:00	491.1	442	708.8	637.7	1079.7
12/13/2011 16:00	528.4	474.8	779.5	702.2	1177
12/13/2011 17:00	600.2	539.6	690.6	621.8	1161.4
12/13/2011 18:00	487.9	438.7	833.8	750	1188.7
12/13/2011 19:00	597.8	538.2	757.5	681.5	1219.7
12/13/2011 20:00	550.6	495.2	757.8	682	1177.2
12/13/2011 21:00	529.7	476.8	786	706.6	1183.4
12/13/2011 22:00	432.5	389.4	609.7	548.5	937.9
12/13/2011 23:00	497.3	448.3	429.9	386.4	834.7
12/14/2011 00:00	494	444.6	557.8	502.7	947.3
12/14/2011 01:00	482.5	434.8	687.2	618.1	1052.9
12/14/2011 02:00	491.2	441.6	494.8	445.3	886.9
12/14/2011 03:00	493.4	443.7	499	449.4	893.1
12/14/2011 04:00	492.5	442.7	559.1	502.7	945.4
12/14/2011 05:00	369.1	331.5	684.1	615.7	947.2
12/14/2011 06:00	641.8	578.4	668.3	600.9	1179.3
12/14/2011 07:00	461.8	416.3	932.4	839.4	1255.7
12/14/2011 08:00	534	479.8	669.2	602.1	1081.9
12/14/2011 09:00	566.4	510.4	657	591.9	1102.3
12/14/2011 10:00	556.5	500.8	708.4	637.7	1138.5
12/14/2011 11:00	601.3	541.1	786.2	707.4	1248.5
12/14/2011 12:00	602.1	541.9	776.3	698.1	1240
12/14/2011 13:00	613.2	551.5	836	751.8	1303.3
12/14/2011 14:00	630.5	566.8	772.6	695.3	1262.1
12/14/2011 15:00	633.3	569.7	730.4	657.6	1227.3
12/14/2011 16:00	662.8	596.3	807.2	727.1	1323.4
12/14/2011 17:00	631.6	568.1	995.3	895.6	1463.7
12/14/2011 18:00	558.7	502	616.3	554.3	1056.3
12/14/2011 19:00	700.7	629.9	742.3	667.8	1297.7
12/14/2011 20:00	482.3	434.5	755.1	679.1	1113.6
12/14/2011 21:00	534.8	482.1	761.8	686.4	1168.5
12/14/2011 22:00	469.7	423.4	561.6	506.2	929.6
12/14/2011 23:00	434.3	391.4	399.7	359.4	750.8
12/15/2011 00:00	398.3	358.5	690.5	621.3	979.8
12/15/2011 01:00	239.8	215.2	585.7	527.5	742.7
12/15/2011 02:00	265.6	238.6	305.1	274.6	513.2
12/15/2011 03:00	176.6	159	454.5	408.8	567.8
12/15/2011 04:00	121.2	109.2	396.7	356.8	466
12/15/2011 05:00	144.9	130.6	469.3	422.2	552.8
12/15/2011 06:00	394.2	355.2	595.4	536.1	891.3
12/15/2011 07:00	395.9	355.6	701.3	631.4	987
12/15/2011 08:00	297.6	267.4	591.8	533.3	800.7
12/15/2011 09:00	200.2	179.8	478.8	430.3	610.1
12/15/2011 10:00	192.8	173	540.3	485.6	658.6
12/15/2011 11:00	171.8	154.7	608	546.6	701.3
12/15/2011 12:00	111.9	100.1	514.9	463.2	563.3
12/15/2011 13:00	141.8	127.1	528.5	475.5	602.6
12/15/2011 14:00	311.6	281.1	566.7	510.7	791.8
12/15/2011 15:00	275.8	248.6	528.8	476.3	724.9
12/15/2011 16:00	284.9	256.4	513.9	463.2	719.6
12/15/2011 17:00	351.8	316.8	668.1	600.7	917.5
12/15/2011 18:00	231.4	208.4	511.7	460	668.4
12/15/2011 19:00	395.8	356.4	626.5	563	919.4

	Unit 1 (Part 75 Data)	Unit 1 (Part 60 Data)	Unit 2 (Part 75 Data)	Unit 2 (Part 60 Data)	Units 1&2 Combined
	SO2_LbPerHr	SO2_P60_LbPerHr	SO2_LbPerHr	SO2_P60_LbPerHr	(Part 60 Data)
	1H	1H	1H	1H	
Time	Value	Value	Value	Value	
12/15/2011 20:00	302.4	272.7	695.6	625.6	898.3
12/15/2011 21:00	334	300.6	485.6	436.4	737
12/15/2011 22:00	275.6	248.7	469.5	422.8	671.5
12/15/2011 23:00	299.1	269.2	637.6	573.1	842.3
12/16/2011 00:00	301.8	272.1	578.5	519.9	792
12/16/2011 01:00	290.4	261.2	522.5	470.1	731.3
12/16/2011 02:00	275.5	247.9	551.5	496.7	744.6
12/16/2011 03:00	316	284.9	570.7	513.5	798.4
12/16/2011 04:00	349.7	315.4	641.3	577.1	892.5
12/16/2011 05:00	329.9	297.4	623.1	561.3	858.7
12/16/2011 06:00	402.3	361.3	834	751.3	1112.6
12/16/2011 07:00	436.4	392.4	799.8	720	1112.4
12/16/2011 08:00	329.3	297	644.3	579.1	876.1
12/16/2011 09:00	437.2	392.9	740.4	666.2	1059.1
12/16/2011 10:00	388.7	350.6	815.4	733.2	1083.8
12/16/2011 11:00	381.5	343.3	887.3	798.1	1141.4
12/16/2011 12:00	391.3	353	901.4	810.5	1163.5
12/16/2011 13:00	397.7	357.4	826.1	743.1	1100.5
12/16/2011 14:00	385	346.7	721.6	650.1	996.8
12/16/2011 15:00	409	368.7	802.5	721.7	1090.4
12/16/2011 16:00	397.8	357.6	861.7	775.1	1132.7
12/16/2011 17:00	406.4	366.2	776.2	698.4	1064.6
12/16/2011 18:00	435.4	391.1	734.7	660.8	1051.9
12/16/2011 19:00	418.9	376.8	655.2	589.5	966.3
12/16/2011 20:00	390	351.8	608.2	546.7	898.5
12/16/2011 21:00	353.6	317.4	572	515	832.4
12/16/2011 22:00	317.6	286.1	529.6	476.2	762.3
12/16/2011 23:00	327.5	295.1	502.2	452.3	747.4
12/17/2011 00:00	277.6	250	478.9	430.2	680.2
12/17/2011 01:00	320.6	288.2	579.2	520.7	808.9
12/17/2011 02:00	293.3	264	529.3	476.6	740.6
12/17/2011 03:00	260.2	235	558.3	502.7	737.7
12/17/2011 04:00	290.4	261.6	581.3	523.8	785.4
12/17/2011 05:00	283.5	255.7	528.1	475.5	731.2
12/17/2011 06:00	319.2	287.9	613.5	551.3	839.2
12/17/2011 07:00	310.9	280.6	584.1	525.1	805.7
12/17/2011 08:00	334.9	300.6	654.4	588.9	889.5
12/17/2011 09:00	343.4	309.2	715	642.8	952
12/17/2011 10:00	345.5	311.2	786.8	708.5	1019.7
12/17/2011 11:00	357.3	320.7	697.7	627.5	948.2
12/17/2011 12:00	360.4	324	800.4	720	1044
12/17/2011 13:00	378	339.6	772.6	695.5	1035.1
12/17/2011 14:00	407.7	367.4	812.1	731.3	1098.7
12/17/2011 15:00	419.3	377	901.9	812.5	1189.5
12/17/2011 16:00	465.1	417.7	895.1	805.2	1222.9
12/17/2011 17:00	456.1	409.9	777.6	700.1	1110
12/17/2011 18:00	418.7	376.6	993.3	894.2	1270.8
12/17/2011 19:00	445.1	401	970.5	873.7	1274.7
12/17/2011 20:00	456.7	410.4	927	834.1	1244.5
12/17/2011 21:00	423	381.1	828.8	746.6	1127.7
12/17/2011 22:00	453	406.8	636.8	572.3	979.1
12/17/2011 23:00	420.6	379	702	632.2	1011.2
12/18/2011 00:00	379.8	341.6	901.6	810.6	1152.2
12/18/2011 01:00	535.1	480.7	859.3	772.8	1253.5
12/18/2011 02:00	377.3	339.6	525	472	811.6
12/18/2011 03:00	458.4	412.3	480.6	432.5	844.8
12/18/2011 04:00	381.8	342.8	796.7	717.2	1060
12/18/2011 05:00	504.3	454.1	870.8	784.3	1238.4
12/18/2011 06:00	388.5	350.1	970.6	873.9	1224
12/18/2011 07:00	454.7	408.8	770.1	693.1	1101.9
12/18/2011 08:00	440.3	396.3	816.6	734.1	1130.4
12/18/2011 09:00	406.4	366.6	648.2	582.8	949.4
12/18/2011 10:00	397.9	358.1	690.2	621.8	979.9
12/18/2011 11:00	366.7	330.2	885.4	796.5	1126.7
12/18/2011 12:00	427.3	383.9	931.5	838.3	1222.2

	Unit 1 (Part 75 Data)	Unit 1 (Part 60 Data)	Unit 2 (Part 75 Data)	Unit 2 (Part 60 Data)	Units 1&2 Combined
	SO2_LbPerHr	SO2_P60_LbPerHr	SO2_LbPerHr	SO2_P60_LbPerHr	(Part 60 Data)
	1H	1H	1H	1H	
Time	Value	Value	Value	Value	
12/18/2011 13:00	416.2	374.8	833.5	749.6	1124.4
12/18/2011 14:00	478.3	429.6	878.5	790.1	1219.7
12/18/2011 15:00	485.9	437.1	798.2	719.2	1156.3
12/18/2011 16:00	495.1	445.7	846.1	761.9	1207.6
12/18/2011 17:00	634.1	569.8	1057.9	953	1522.8
12/18/2011 18:00	440.3	396.7	975.4	877.9	1274.6
12/18/2011 19:00	430.3	386.4	866.4	780	1166.4
12/18/2011 20:00	454.3	408.3	808.4	727.5	1135.8
12/18/2011 21:00	424.3	382.5	707.4	636.6	1019.1
12/18/2011 22:00	396.8	357.3	682.2	614	971.3
12/18/2011 23:00	300.5	269.9	805	724.7	994.6
12/19/2011 00:00	414.5	373.8	878.2	791	1164.8
12/19/2011 01:00	457.8	412	906.3	815.5	1227.5
12/19/2011 02:00	374.8	337.1	757.6	681.8	1018.9
12/19/2011 03:00	466.9	420.8	818	736	1156.8
12/19/2011 04:00	514.2	461.9	985	886.1	1348
12/19/2011 05:00	495.2	445	995.3	895.3	1340.3
12/19/2011 06:00	524.9	472.6	953.6	857.9	1330.5
12/19/2011 07:00	486.4	437.6	845.8	761.9	1199.5
12/19/2011 08:00	763.4	686.4	860.9	775.7	1462.1
12/19/2011 09:00	588.4	530.4	952.4	856.3	1386.7
12/19/2011 10:00	496.2	446.3	943.6	850	1296.3
12/19/2011 11:00	546.8	492.9	921.9	830.5	1323.4
12/19/2011 12:00	557	500.9	734.7	662.1	1163
12/19/2011 13:00	509.1	458	681	613.7	1071.7
12/19/2011 14:00	447.7	402.5	709.4	638.7	1041.2
12/19/2011 15:00	615.7	554.7	954	858.2	1412.9
12/19/2011 16:00	496.7	446.6	973.7	876.1	1322.7
12/19/2011 17:00	468	421.8	1039.6	936.4	1358.2
12/19/2011 18:00	485.8	437.1	748.1	672.5	1109.6
12/19/2011 19:00	476.5	429.7	606.1	545.5	975.2
12/19/2011 20:00	508.9	458.2	686.3	618.2	1076.4
12/19/2011 21:00	470.7	424.2	757.3	681.8	1106
12/19/2011 22:00	425.9	383.1	711.2	640.4	1023.5
12/19/2011 23:00	370.2	333.1	579.4	522	855.1
12/20/2011 00:00	451.8	406.8	604.9	544.9	951.7
12/20/2011 01:00	305.1	275	628.2	565	840
12/20/2011 02:00	406.7	365.7	740.5	666	1031.7
12/20/2011 03:00	357.2	320.9	605.4	544.3	865.2
12/20/2011 04:00	433.6	390.2	744.2	670	1060.2
12/20/2011 05:00	404.8	364.7	713.3	642.7	1007.4
12/20/2011 06:00	552.2	497.1	861.3	775.7	1272.8
12/20/2011 07:00	571.9	515.1	1103.9	993.5	1508.6
12/20/2011 08:00	463.5	417.6	941.4	846.9	1264.5
12/20/2011 09:00	459.8	413.8	664.3	598.1	1011.9
12/20/2011 10:00	590.1	531.9	697.9	627.3	1159.2
12/20/2011 11:00	554	498	885.3	797	1295
12/20/2011 12:00	496.4	446.5	831.9	748.8	1195.3
12/20/2011 13:00	496.8	447.1	808.7	728	1175.1
12/20/2011 14:00	556.8	501.3	877.3	790.3	1291.6
12/20/2011 15:00	484.6	435.5	837.7	754.7	1190.2
12/20/2011 16:00	647.2	582.9	949	853.5	1436.4
12/20/2011 17:00	577.5	520.3	1142.4	1028.4	1548.7
12/20/2011 18:00	482.7	435.1	1152.1	1036.7	1471.8
12/20/2011 19:00	483.4	435.6	1136.3	1022.5	1458.1
12/20/2011 20:00	519.5	467.7	1044.3	939	1406.7
12/20/2011 21:00	505.5	454.3	898.5	808.2	1262.5
12/20/2011 22:00	361.1	325	614.5	553	878
12/20/2011 23:00	428.6	386.4	650.1	585.6	972
12/21/2011 00:00	295	265.5	835.4	751.1	1016.6
12/21/2011 01:00	364.7	328.3	714.2	642.9	971.2
12/21/2011 02:00	310.5	278.8	646.1	581.2	860
12/21/2011 03:00	322.4	289.6	670.9	604.3	893.9
12/21/2011 04:00	350.5	315.3	674.7	607.7	923
12/21/2011 05:00	348.6	313.9	682	613.5	927.4

	Unit 1 (Part 75 Data)	Unit 1 (Part 60 Data)	Unit 2 (Part 75 Data)	Unit 2 (Part 60 Data)	Units 1&2 Combined
	SO2_LbPerHr	SO2_P60_LbPerHr	SO2_LbPerHr	SO2_P60_LbPerHr	(Part 60 Data)
	1H	1H	1H	1H	
Time	Value	Value	Value	Value	
12/21/2011 06:00	424.1	381.9	941.8	848.2	1230.1
12/21/2011 07:00	446.4	401.6	674.1	606.5	1008.1
12/21/2011 08:00	382.8	344.9	610.6	549.5	894.4
12/21/2011 09:00	384.3	346.4	607.5	546.6	893
12/21/2011 10:00	457.2	411.3	726.4	654.2	1065.5
12/21/2011 11:00	377.4	339	704.7	634.6	973.6
12/21/2011 12:00	421	378.9	697.8	627.8	1006.7
12/21/2011 13:00	419	376.7	547.7	492.3	869
12/21/2011 14:00	391.2	352.7	878.9	790.6	1143.3
12/21/2011 15:00	431	388.7	565.9	509.3	898
12/21/2011 16:00	357.7	321.2	757.6	681.9	1003.1
12/21/2011 17:00	441.7	397.9	898.1	808.9	1206.8
12/21/2011 18:00	363	327.2	307.3	276.2	603.4
12/21/2011 19:00	422.6	380.3	368.2	331.9	712.2
12/21/2011 20:00	518.7	466.3	1076.7	969.8	1436.1
12/21/2011 21:00	482.6	434.4	833.7	750.5	1184.9
12/21/2011 22:00	352.7	316.7	483.3	435.3	752
12/21/2011 23:00	502.3	452.1	866.2	780	1232.1
12/22/2011 00:00	496.8	446.6	905.5	814.6	1261.2
12/22/2011 01:00	398.7	359.5	639.7	575.6	935.1
12/22/2011 02:00	451	406.5	680.2	612.9	1019.4
12/22/2011 03:00	391.9	352.3	683.7	615.7	968
12/22/2011 04:00	388.4	349.4	597	537.5	886.9
12/22/2011 05:00	422.3	379.7	629.5	567	946.7
12/22/2011 06:00	458.1	413	652.1	587.5	1000.5
12/22/2011 07:00	457.6	412.4	609.7	549.1	961.5
12/22/2011 08:00	357.5	321.2	552.1	497.7	818.9
12/22/2011 09:00	484.2	436.6	507.4	456.9	893.5
12/22/2011 10:00	421.2	378.7	519.7	467.5	846.2
12/22/2011 11:00	430.3	387.7	439.2	396.1	783.8
12/22/2011 12:00	423.1	381.5	262.4	235.8	617.3
12/22/2011 13:00	432.3	389.7	229.8	207.4	597.1
12/22/2011 14:00	447	402.3	520.8	467.9	870.2
12/22/2011 15:00	435.3	391.6	479.7	431.1	822.7
12/22/2011 16:00	465.1	418.4	575.7	518	936.4
12/22/2011 17:00	399.6	359.3	676.2	608.4	967.7
12/22/2011 18:00	552.5	496.6	531.4	477.9	974.5
12/22/2011 19:00	474.7	426.5	487.1	437.8	864.3
12/22/2011 20:00	504.4	453.9	435.4	391	844.9
12/22/2011 21:00	447.1	402.4	339.1	304.4	706.8
12/22/2011 22:00	414	373.1	236.4	212.7	585.8
12/22/2011 23:00	385.4	347.6	313	281	628.6
12/23/2011 00:00	380.2	342.3	562.7	506.6	848.9
12/23/2011 01:00	303.3	273.2	444.3	399.9	673.1
12/23/2011 02:00	313.8	282.6	331.4	298.4	581
12/23/2011 03:00	277.5	249.8	372.3	335.7	585.5
12/23/2011 04:00	253.1	228.4	349.7	314.3	542.7
12/23/2011 05:00	257.9	232	355.1	319.6	551.6
12/23/2011 06:00	212.8	192	466.7	419.7	611.7
12/23/2011 07:00	221.4	199.9	495	445.7	645.6
12/23/2011 08:00	150.5	135.7	382.7	344.4	480.1
12/23/2011 09:00	250.5	225.6	390.1	350.6	576.2
12/23/2011 10:00	317.2	286	552.6	497.9	783.9
12/23/2011 11:00	302.4	271.4	360	324.6	596
12/23/2011 12:00	284.8	257	442.4	397.3	654.3
12/23/2011 13:00	315.8	283.5	448.9	403.2	686.7
12/23/2011 14:00	336	302	414.8	373.2	675.2
12/23/2011 15:00	352.1	316.1	455.4	409.9	726
12/23/2011 16:00	411.3	370	470.5	422.7	792.7
12/23/2011 17:00	432.8	390.1	671.9	605.5	995.6
12/23/2011 18:00	416.5	375.2	526.5	473.8	849
12/23/2011 19:00	489.9	440.6	470.7	424.1	864.7
12/23/2011 20:00	503.8	454.2	473.4	426.7	880.9
12/23/2011 21:00	472.1	424.5	485.7	437.1	861.6
12/23/2011 22:00	416.1	375.3	247.7	222.4	597.7

	Unit 1 (Part 75 Data)	Unit 1 (Part 60 Data)	Unit 2 (Part 75 Data)	Unit 2 (Part 60 Data)	Units 1&2 Combined
	SO2_LbPerHr	SO2_P60_LbPerHr	SO2_LbPerHr	SO2_P60_LbPerHr	(Part 60 Data)
	1H	1H	1H	1H	
Time	Value	Value	Value	Value	
12/23/2011 23:00	304.4	273.4	451	405.2	678.6
12/24/2011 00:00	431	387.7	478.5	430.2	817.9
12/24/2011 01:00	357.2	322.2	454.8	408.6	730.8
12/24/2011 02:00	334.6	301.8	434	390.6	692.4
12/24/2011 03:00	337.6	303.2	389.6	351	654.2
12/24/2011 04:00	341.1	307.1	457.2	411.3	718.4
12/24/2011 05:00	339.9	305.7	339.6	306.1	611.8
12/24/2011 06:00	288.5	259.5	401.3	361.3	620.8
12/24/2011 07:00	291.3	262.5	388.9	350	612.5
12/24/2011 08:00	300.3	269.9	396.6	357.1	627
12/24/2011 09:00	310	279.3	432.2	388.9	668.2
12/24/2011 10:00	343.6	308.9	404.4	364.1	673
12/24/2011 11:00	335.6	301.5	471.9	424.3	725.8
12/24/2011 12:00	424.3	381.7	366.1	330	711.7
12/24/2011 13:00	409.6	369	435.7	392.5	761.5
12/24/2011 14:00	315.4	283.1	403	362.7	645.8
12/24/2011 15:00	379.3	340.6	427.6	385.3	725.9
12/24/2011 16:00	362.5	327	464.5	417.3	744.3
12/24/2011 17:00	472.3	425.8	463.6	418	843.8
12/24/2011 18:00	363.2	327.5	422.8	381.2	708.7
12/24/2011 19:00	424.8	382.8	504.9	454.4	837.2
12/24/2011 20:00	498.7	448.6	490	441	889.6
12/24/2011 21:00	653.8	587.8	446.9	401.5	989.3
12/24/2011 22:00	554.9	499.2	437.3	394.3	893.5
12/24/2011 23:00	578.6	521.5	475.8	427.5	949
12/25/2011 00:00	463.8	417.8	475	427.8	845.6
12/25/2011 01:00	586.7	527.9	445.5	400.8	928.7
12/25/2011 02:00	614.9	553.6	393	353.8	907.4
12/25/2011 03:00	780	702.3	489.9	441	1143.3
12/25/2011 04:00	557.8	501.7	551.1	496.5	998.2
12/25/2011 05:00	383.3	345	435	392.2	737.2
12/25/2011 06:00	548.1	492.9	515.2	463.3	956.2
12/25/2011 07:00	498.4	448.3	501.4	451.8	900.1
12/25/2011 08:00	352.9	316.9	478.1	430.8	747.7
12/25/2011 09:00	554	498.9	491.8	442.2	941.1
12/25/2011 10:00	392.7	354.2	492.4	443	797.2
12/25/2011 11:00	358.9	322.9	522.2	470.4	793.3
12/25/2011 12:00	422.7	380.6	426.3	384.4	765
12/25/2011 13:00	370.6	333.2	402.9	362.9	696.1
12/25/2011 14:00	402.7	361.8	431.2	387.6	749.4
12/25/2011 15:00	321.3	288.9	421	378.6	667.5
12/25/2011 16:00	359.4	323.2	433.9	390.4	713.6
12/25/2011 17:00	444.6	400.8	549.3	493.8	894.6
12/25/2011 18:00	505.2	455.3	464.9	418.7	874
12/25/2011 19:00	443.4	398.9	570	512.4	911.3
12/25/2011 20:00	464.9	418.9	494.9	446.1	865
12/25/2011 21:00	508.5	457.6	476.6	428.2	885.8
12/25/2011 22:00	429.4	387.1	503.1	453.2	840.3
12/25/2011 23:00	327.9	294.8	474.5	427.7	722.5
12/26/2011 00:00	447.8	403.7	418.3	376.4	780.1
12/26/2011 01:00	304	273.1	504.3	454.5	727.6
12/26/2011 02:00	381.1	342.5	360	323.5	666
12/26/2011 03:00	354.1	318.7	455.2	409.3	728
12/26/2011 04:00	416.8	375.8	517.4	465.3	841.1
12/26/2011 05:00	407.8	366.7	413.6	372.4	739.1
12/26/2011 06:00	425.1	383	430.4	387.7	770.7
12/26/2011 07:00	408.2	367.9	474.1	426.7	794.6
12/26/2011 08:00	450.4	404.6	493.2	443.4	848
12/26/2011 09:00	423.6	381.8	483.6	434.7	816.5
12/26/2011 10:00	378.5	340.5	486.1	436.9	777.4
12/26/2011 11:00	376	338.4	482	433.1	771.5
12/26/2011 12:00	365.9	328.5	482	433.7	762.2
12/26/2011 13:00	300	269.5	479.8	432	701.5
12/26/2011 14:00	319	286.4	428.1	385.5	671.9
12/26/2011 15:00	335.7	301.8	505.6	454.3	756.1

	Unit 1 (Part 75 Data)	Unit 1 (Part 60 Data)	Unit 2 (Part 75 Data)	Unit 2 (Part 60 Data)	Units 1&2 Combined
	SO2_LbPerHr	SO2_P60_LbPerHr	SO2_LbPerHr	SO2_P60_LbPerHr	(Part 60 Data)
	1H	1H	1H	1H	
Time	Value	Value	Value	Value	
12/26/2011 16:00	342.3	308.4	477.6	430.6	739
12/26/2011 17:00	413.3	372.2	475.7	427.7	799.9
12/26/2011 18:00	384	346.4	454.9	408.9	755.3
12/26/2011 19:00	387.1	347.6	461.9	415.8	763.4
12/26/2011 20:00	369	331.3	461.5	414.6	745.9
12/26/2011 21:00	381.7	343.9	599.8	539.1	883
12/26/2011 22:00	373.4	335.6	425.5	383.3	718.9
12/26/2011 23:00	325.8	293.6	438.7	395.2	688.8
12/27/2011 00:00	384.6	346.4	448.1	403.8	750.2
12/27/2011 01:00	339.3	304.9	567.6	511.1	816
12/27/2011 02:00	352.4	317.7	408.8	368.7	686.4
12/27/2011 03:00	350.3	316	437.1	393.4	709.4
12/27/2011 04:00	347.1	311.7	503.4	453.7	765.4
12/27/2011 05:00	344.3	309.9	381.2	343.3	653.2
12/27/2011 06:00	426	383.4	724.4	652.6	1036
12/27/2011 07:00	341.1	307.7	494.8	445.1	752.8
12/27/2011 08:00	189.2	169.5	380.5	341.6	511.1
12/27/2011 09:00	433.9	390.3	444.5	399.5	789.8
12/27/2011 10:00	506.7	455.3	547.1	491.5	946.8
12/27/2011 11:00	1357.9	1221.9	985.8	887.2	2109.1
12/27/2011 12:00	318.6	287.1	932	839.6	1126.7
12/27/2011 13:00	450.4	405.2	624.1	561.1	966.3
12/27/2011 14:00	1085.3	977.6	402.3	361.4	1339
12/27/2011 15:00	855.4	769.4	492.4	443.6	1213
12/27/2011 16:00	753.7	679.2	821.8	739.4	1418.6
12/27/2011 17:00	647.2	582.5	700.4	630.6	1213.1
12/27/2011 18:00	399	359.7	523.7	471.7	831.4
12/27/2011 19:00	356.2	321	487.8	439.8	760.8
12/27/2011 20:00	428.1	384.9	538.1	484.3	869.2
12/27/2011 21:00	395.5	356.2	469.6	422.5	778.7
12/27/2011 22:00	371.5	334	540.8	487	821
12/27/2011 23:00	317	285.3	467.3	420	705.3
12/28/2011 00:00	348.5	312.9	352.4	317.9	630.8
12/28/2011 01:00	388.6	349.7	371.1	334.2	683.9
12/28/2011 02:00	352	316.3	408.4	367.4	683.7
12/28/2011 03:00	402.8	361.8	354.4	319	680.8
12/28/2011 04:00	442.3	397.5	415.5	374.3	771.8
12/28/2011 05:00	440.5	397.2	347.5	312.2	709.4
12/28/2011 06:00	510.7	459.4	485.2	435.9	895.3
12/28/2011 07:00	483	434.9	481.3	433.6	868.5
12/28/2011 08:00	509.5	458.6	486.9	437.4	896
12/28/2011 09:00	489.1	440	423.3	381	821
12/28/2011 10:00	475.2	428.3	405.9	365.7	794
12/28/2011 11:00	512.1	460.9	573.6	516	976.9
12/28/2011 12:00	519.7	468.3	561.3	505.4	973.7
12/28/2011 13:00	446.2	402.2	510.7	459	861.2
12/28/2011 14:00	574.9	517.4	939.9	845.5	1362.9
12/28/2011 15:00	495.9	446.4	684.8	616.3	1062.7
12/28/2011 16:00	436.9	393.6	519.2	467.9	861.5
12/28/2011 17:00	547.5	492.1	570	513.6	1005.7
12/28/2011 18:00	490.8	441.7	576.1	517.9	959.6
12/28/2011 19:00	453.1	408.6	707.5	636.4	1045
12/28/2011 20:00	485.4	436.4	713.6	642.3	1078.7
12/28/2011 21:00	445.3	400.3	510.1	459.7	860
12/28/2011 22:00	371.4	335	280	252.2	587.2
12/28/2011 23:00	378.7	341.6	283.1	255.2	596.8
12/29/2011 00:00	358	322	379	341.7	663.7
12/29/2011 01:00	352.5	317.1	209.3	187.9	505
12/29/2011 02:00	342.1	308.5	166.4	150.5	459
12/29/2011 03:00	348.1	313.9	225.3	203.5	517.4
12/29/2011 04:00	394.9	356.2	350.3	315.5	671.7
12/29/2011 05:00	246.3	221.9	327.9	294.7	516.6
12/29/2011 06:00	389.5	351.4	397.9	358.3	709.7
12/29/2011 07:00	335.6	302.6	392.1	352.1	654.7
12/29/2011 08:00	378.5	339.8	305.5	275.7	615.5

	Unit 1 (Part 75 Data)	Unit 1 (Part 60 Data)	Unit 2 (Part 75 Data)	Unit 2 (Part 60 Data)	Units 1&2 Combined
	SO2_LbPerHr	SO2_P60_LbPerHr	SO2_LbPerHr	SO2_P60_LbPerHr	(Part 60 Data)
	1H	1H	1H	1H	
Time	Value	Value	Value	Value	
12/29/2011 09:00	360.7	324.2	390.4	350.8	675
12/29/2011 10:00	344.5	310.8	376.2	338.6	649.4
12/29/2011 11:00	345.1	310.1	394	354.8	664.9
12/29/2011 12:00	347.8	312.3	420	378.6	690.9
12/29/2011 13:00	343.9	309	460.7	415.4	724.4
12/29/2011 14:00	332.3	299.6	455.6	410.8	710.4
12/29/2011 15:00	351.3	316.7	504.4	453.4	770.1
12/29/2011 16:00	340.7	306.6	501	450.5	757.1
12/29/2011 17:00	431.9	388.5	567.4	509.9	898.4
12/29/2011 18:00	382.9	345	497	446.9	791.9
12/29/2011 19:00	429.5	387.4	474	426	813.4
12/29/2011 20:00	428.5	385.5	479.6	432.1	817.6
12/29/2011 21:00	395.6	355.7	509.1	457.6	813.3
12/29/2011 22:00	368.7	332	486.7	438.1	770.1
12/29/2011 23:00	376.5	338.4	504.7	454	792.4
12/30/2011 00:00	367.8	330.5	439.8	395.1	725.6
12/30/2011 01:00	333.2	299.5	375	337	636.5
12/30/2011 02:00	336.5	303.2	501.4	450.8	754
12/30/2011 03:00	326	293.4	388.2	349.2	642.6
12/30/2011 04:00	315.8	284.4	418.9	376.5	660.9
12/30/2011 05:00	340.7	306.1	399.7	360.3	666.4
12/30/2011 06:00	329.3	295.9	392.4	353	648.9
12/30/2011 07:00	300	269.8	382.5	344.8	614.6
12/30/2011 08:00	302.5	271.9	468.9	422.7	694.6
12/30/2011 09:00	288.3	259.5	521.8	468.8	728.3
12/30/2011 10:00	282.9	254.5	432.3	389	643.5
12/30/2011 11:00	283.5	255.5	461.9	415.3	670.8
12/30/2011 12:00	292.4	263.2	454.3	408.3	671.5
12/30/2011 13:00	294.7	265.4	474.1	427.1	692.5
12/30/2011 14:00	283.1	254.6	374.2	336.2	590.8
12/30/2011 15:00	286.2	257.9	382.9	344.9	602.8
12/30/2011 16:00	340.3	306.4	625	562.5	868.9
12/30/2011 17:00	251.2	226.6	517.9	465.6	692.2
12/30/2011 18:00	360.5	323.8	517.6	465.8	789.6
12/30/2011 19:00	365.4	329.2	445.8	400.6	729.8
12/30/2011 20:00	368.8	331.8	531.4	477.9	809.7
12/30/2011 21:00	383.3	344.5	481.7	434.3	778.8
12/30/2011 22:00	331.5	298.8	421.4	379.5	678.3
12/30/2011 23:00	433.5	390	444.2	399.4	789.4
12/31/2011 00:00	321.7	288.9	286.7	257.8	546.7
12/31/2011 01:00	267.6	240.9	221.7	199.8	440.7
12/31/2011 02:00	268.2	241.9	308.7	277.9	519.8
12/31/2011 03:00	258.6	232.5	292.4	262.9	495.4
12/31/2011 04:00	263.9	237.6	291.8	262.4	500
12/31/2011 05:00	254.7	229.6	291.2	261.8	491.4
12/31/2011 06:00	251.6	226.4	284.7	256.8	483.2
12/31/2011 07:00	199.6	179.6	303.7	272.7	452.3
12/31/2011 08:00	313	282.3	423.1	380.6	662.9
12/31/2011 09:00	273.7	246	404.9	363.7	609.7
12/31/2011 10:00	305.1	275.3	407.2	366.7	642
12/31/2011 11:00	297.7	268.1	390.6	352.2	620.3
12/31/2011 12:00	278.5	251.1	386.8	347.4	598.5
12/31/2011 13:00	236.6	213.1	313.5	282.3	495.4
12/31/2011 14:00	213.6	192.5	290.4	261.8	454.3
12/31/2011 15:00	176.5	158.9	364.1	327.7	486.6
12/31/2011 16:00	318.1	285.7	418.5	376.7	662.4
12/31/2011 17:00	351.4	316.7	511	459.3	776
12/31/2011 18:00	286.7	257.5	374.6	336.7	594.2
12/31/2011 19:00	334.6	301	357.2	320.7	621.7
12/31/2011 20:00	286.2	257.9	352.3	317.4	575.3
12/31/2011 21:00	327.6	295.3	330.9	298.1	593.4
12/31/2011 22:00	234.8	211.6	323.9	291.7	503.3
12/31/2011 23:00	290.8	261.9	295.1	265.1	527
01/01/2012 00:00	328.6	295.8	290.4	261.8	557.6
01/01/2012 01:00	355.8	320.5	296.5	267	587.5

	Unit 1 (Part 75 Data)	Unit 1 (Part 60 Data)	Unit 2 (Part 75 Data)	Unit 2 (Part 60 Data)	Units 1&2 Combined
	SO2_LbPerHr	SO2_P60_LbPerHr	SO2_LbPerHr	SO2_P60_LbPerHr	(Part 60 Data)
	1H	1H	1H	1H	
Time	Value	Value	Value	Value	
01/01/2012 02:00	346.7	311.6	289.4	260.4	572
01/01/2012 03:00	389.1	350.6	346.6	312.4	663
01/01/2012 04:00	365	328.5	351	316.5	645
01/01/2012 05:00	347.4	312.5	288.5	260	572.5
01/01/2012 06:00	321	288.7	271.9	245.3	534
01/01/2012 07:00	330.5	296.8	273	245.9	542.7
01/01/2012 08:00	306.2	275.1	307.1	277	552.1
01/01/2012 09:00	297.5	268.2	302.5	271.9	540.1
01/01/2012 10:00	300.9	270.3	298	268.3	538.6
01/01/2012 11:00	270.9	243.8	268.3	241.4	485.2
01/01/2012 12:00	285.6	257.7	340.8	306.2	563.9
01/01/2012 13:00	301.4	271.4	299.1	268.5	539.9
01/01/2012 14:00	263	236.7	293.6	263.6	500.3
01/01/2012 15:00	279.7	251.2	319	287.6	538.8
01/01/2012 16:00	348.9	314.5	398.3	358.3	672.8
01/01/2012 17:00	390.5	350.9	372	334.8	685.7
01/01/2012 18:00	346.8	311.8	337.4	302.9	614.7
01/01/2012 19:00	354.4	319.6	376.5	338.5	658.1
01/01/2012 20:00	330.9	298.3	352.6	316.6	614.9
01/01/2012 21:00	329.5	295.9	334.9	301.4	597.3
01/01/2012 22:00	273.2	245.9	289.9	261.6	507.5
01/01/2012 23:00	278.3	250.7	291.1	261.3	512
01/02/2012 00:00	233.5	209.9	235	212.1	422
01/02/2012 01:00	232	209.1	243.4	218.8	427.9
01/02/2012 02:00	235.8	212.6	254.4	229.5	442.1
01/02/2012 03:00	256.5	230.5	291.3	262.3	492.8
01/02/2012 04:00	239.7	216.1	372.7	336.1	552.2
01/02/2012 05:00	295.5	266.2	352.1	316.7	582.9
01/02/2012 06:00	347.5	313.2	420.6	378.5	691.7
01/02/2012 07:00	321.6	290.1	351.5	316.6	606.7
01/02/2012 08:00	346.9	311.8	403.5	362.6	674.4
01/02/2012 09:00	359.8	324.4	422.5	379.5	703.9
01/02/2012 10:00	380.3	342.1	488.7	440.1	782.2
01/02/2012 11:00	396.9	357.6	442.7	398	755.6
01/02/2012 12:00	413.6	372.3	443.1	399	771.3
01/02/2012 13:00	406.9	366.1	430.6	388.1	754.2
01/02/2012 14:00	404.4	364.6	515.6	463.3	827.9
01/02/2012 15:00	421.1	379	468.9	422.2	801.2
01/02/2012 16:00	466.6	419.5	533.6	479.9	899.4
01/02/2012 17:00	558.1	502.3	578.7	520.6	1022.9
01/02/2012 18:00	504.9	453.8	594.8	534.8	988.6
01/02/2012 19:00	512.5	461.1	622.1	560	1021.1
01/02/2012 20:00	575.3	517.6	663.1	597.2	1114.8
01/02/2012 21:00	587.9	528.3	680.7	613.4	1141.7
01/02/2012 22:00	586.1	528.4	633.9	570.9	1099.3
01/02/2012 23:00	531	478.5	632	569.2	1047.7
01/03/2012 00:00	506.9	455.5	621.2	558.4	1013.9
01/03/2012 01:00	594.9	534.6	553.9	499.1	1033.7
01/03/2012 02:00	527.2	475.2	552.6	497.9	973.1
01/03/2012 03:00	485.4	437.5	508.2	457.4	894.9
01/03/2012 04:00	483.3	434.4	523.4	471	905.4
01/03/2012 05:00	625	563	525	472.9	1035.9
01/03/2012 06:00	514.6	463.6	557.4	501.1	964.7
01/03/2012 07:00	486.3	437.2	531.1	478.4	915.6
01/03/2012 08:00	589.8	530.2	602.2	542.3	1072.5
01/03/2012 09:00	450.6	406.2	536.1	482	888.2
01/03/2012 10:00	530.6	477.5	555	499.5	977
01/03/2012 11:00	498.1	449.1	571	514.3	963.4
01/03/2012 12:00	524.8	471.7	589.3	531.1	1002.8
01/03/2012 13:00	542.5	487.4	630.6	568.1	1055.5
01/03/2012 14:00	872.7	786.3	620.5	557.7	1344
01/03/2012 15:00	1473.9	1326.7	552.7	498	1824.7
01/03/2012 16:00	1122.2	1010	626	563	1573
01/03/2012 17:00	869.8	782.8	597	537.1	1319.9
01/03/2012 18:00	611.9	550.5	548.4	493.5	1044

	Unit 1 (Part 75 Data)	Unit 1 (Part 60 Data)	Unit 2 (Part 75 Data)	Unit 2 (Part 60 Data)	Units 1&2 Combined
	SO2_LbPerHr	SO2_P60_LbPerHr	SO2_LbPerHr	SO2_P60_LbPerHr	(Part 60 Data)
	1H	1H	1H	1H	
Time	Value	Value	Value	Value	
01/03/2012 19:00	529	476.1	604	543.4	1019.5
01/03/2012 20:00	566.7	509.6	607.9	547.1	1056.7
01/03/2012 21:00	578.9	521.6	564.7	507.9	1029.5
01/03/2012 22:00	514.9	464.1	553	498.5	962.6
01/03/2012 23:00	523	470.7	555.5	499.2	969.9
01/04/2012 00:00	543	488.3	408.9	368.5	856.8
01/04/2012 01:00	467.6	421.5	344.1	309.6	731.1
01/04/2012 02:00	497.9	448.5	504.2	453.5	902
01/04/2012 03:00	589.1	529.5	434.4	391.2	920.7
01/04/2012 04:00	502.1	452.3	407.7	367.1	819.4
01/04/2012 05:00	574.5	516.4	582.3	523.7	1040.1
01/04/2012 06:00	507.3	456.9	623.4	560.3	1017.2
01/04/2012 07:00	567.9	511.1	528.7	476.1	987.2
01/04/2012 08:00	472.1	425.3	537.8	484.8	910.1
01/04/2012 09:00	581	523.3	598.8	539.7	1063
01/04/2012 10:00	552.8	497.3	602.4	541.6	1038.9
01/04/2012 11:00	518.6	467.4	621.5	558.6	1026
01/04/2012 12:00	428.6	386	504.2	453.2	839.2
01/04/2012 13:00	411.7	371.4	505.5	455.3	826.7
01/04/2012 14:00	408.9	368.4	645.4	580.1	948.5
01/04/2012 15:00	352.8	317.5	650.8	586.3	903.8
01/04/2012 16:00	403.3	362.2	582.7	524.5	886.7
01/04/2012 17:00	385.7	346.9	558.5	502.1	849
01/04/2012 18:00	425.6	382.9	569.2	512.7	895.6
01/04/2012 19:00	428	385	558.8	503.7	888.7
01/04/2012 20:00	450.7	405	630.4	568	973
01/04/2012 21:00	431.8	389	583.2	524.5	913.5
01/04/2012 22:00	435.6	392.4	446.3	402.4	794.8
01/04/2012 23:00	376	337.8	474.9	428.1	765.9
01/05/2012 00:00	442	397.6	420.2	377.5	775.1
01/05/2012 01:00	415.9	374.1	384.3	346	720.1
01/05/2012 02:00	373.1	335.1	479.9	432.2	767.3
01/05/2012 03:00	446.7	402.6	417.4	375.8	778.4
01/05/2012 04:00	531.2	478.5	422	380.2	858.7
01/05/2012 05:00	501.9	451	514.5	463.1	914.1
01/05/2012 06:00	600.7	541	788.3	709.7	1250.7
01/05/2012 07:00	609.3	548.2	722.3	650.2	1198.4
01/05/2012 08:00	604.5	543.5	382.1	343.9	887.4
01/05/2012 09:00	633	569.7	361.9	325.7	895.4
01/05/2012 10:00	415.3	374.3	728.3	655.5	1029.8
01/05/2012 11:00	949.1	854	812.5	730.4	1584.4
01/05/2012 12:00	952.9	857.4	536.5	483	1340.4
01/05/2012 13:00	766.7	689.7	489.3	440.2	1129.9
01/05/2012 14:00	897.6	808.6	561.2	504.4	1313
01/05/2012 15:00	595.5	536.5	598.9	538.2	1074.7
01/05/2012 16:00	486	437.2	528.3	475.7	912.9
01/05/2012 17:00	493.6	443.5	524.8	471.5	915
01/05/2012 18:00	388.4	350	428.1	386.1	736.1
01/05/2012 19:00	398.3	358.1	395.3	355.2	713.3
01/05/2012 20:00	333.8	299.6	440.7	396.2	695.8
01/05/2012 21:00	302.3	271.5	421.1	378.5	650
01/05/2012 22:00	306.4	275.2	297.8	267.8	543
01/05/2012 23:00	277.8	249.5	355.7	319.4	568.9
01/06/2012 00:00	325.7	292.8	233.4	209.4	502.2
01/06/2012 01:00	316.5	285.5	289.2	259.6	545.1
01/06/2012 02:00	338.2	304.9	332.2	299.5	604.4
01/06/2012 03:00	342.5	307.9	331.2	298.4	606.3
01/06/2012 04:00	366.1	329.3	355	319.2	648.5
01/06/2012 05:00	433.6	391	447	402.3	793.3
01/06/2012 06:00	544.2	489.8	611	550.1	1039.9
01/06/2012 07:00	491.4	441.9	693.6	624	1065.9
01/06/2012 08:00	1864.9	1677.8	671.9	605.5	2283.3
01/06/2012 09:00	1093.5	984.7	659.1	593	1577.7
01/06/2012 10:00	1297.1	1166.8	544	489.2	1656
01/06/2012 11:00	842.3	757.3	577.9	519.7	1277

	Unit 1 (Part 75 Data)	Unit 1 (Part 60 Data)	Unit 2 (Part 75 Data)	Unit 2 (Part 60 Data)	Units 1&2 Combined
	SO2_LbPerHr	SO2_P60_LbPerHr	SO2_LbPerHr	SO2_P60_LbPerHr	(Part 60 Data)
	1H	1H	1H	1H	
Time	Value	Value	Value	Value	
01/06/2012 12:00	539.1	485.9	643.2	578.8	1064.7
01/06/2012 13:00	489.3	440.4	673.3	605.2	1045.6
01/06/2012 14:00	523	470.1	611.1	550	1020.1
01/06/2012 15:00	510.1	459.7	594	534.8	994.5
01/06/2012 16:00	515.5	463.6	585.1	526.8	990.4
01/06/2012 17:00	599.8	539	554.2	499.2	1038.2
01/06/2012 18:00	386.5	347.6	539.3	484.6	832.2
01/06/2012 19:00	472.9	425.1	537.9	483.3	908.4
01/06/2012 20:00	450.8	405.8	579.9	521.3	927.1
01/06/2012 21:00	394.5	355.5	497.8	447.4	802.9
01/06/2012 22:00	366.1	329	352.7	317.6	646.6
01/06/2012 23:00	399.8	359.4	427.8	385.1	744.5
01/07/2012 00:00	363.6	327.7	317.3	286.1	613.8
01/07/2012 01:00	364.2	328.2	338.9	304.7	632.9
01/07/2012 02:00	327.1	293.7	381.3	343.8	637.5
01/07/2012 03:00	325.7	293.5	344.9	310.5	604
01/07/2012 04:00	352.1	317.4	338.5	304.3	621.7
01/07/2012 05:00	327	295	328.5	295.9	590.9
01/07/2012 06:00	315.7	283.6	332.6	299.5	583.1
01/07/2012 07:00	314.4	282.3	475.5	427.2	709.5
01/07/2012 08:00	325.2	292.5	449.3	404.9	697.4
01/07/2012 09:00	322.8	290	321.1	288.8	578.8
01/07/2012 10:00	318.5	285.9	374.8	336.7	622.6
01/07/2012 11:00	313.4	281.7	400.8	359.9	641.6
01/07/2012 12:00	306.6	275.6	264	237.2	512.8
01/07/2012 13:00	301.1	270.8	231.6	208.4	479.2
01/07/2012 14:00	268.9	242.2	287.4	259.3	501.5
01/07/2012 15:00	268	241.2	355.8	320.1	561.3
01/07/2012 16:00	311.2	279.6	324.7	291.9	571.5
01/07/2012 17:00	341.3	306.5	418.4	376.7	683.2
01/07/2012 18:00	337.5	304.3	510.1	458.9	763.2
01/07/2012 19:00	327.4	294.1	372.1	334.3	628.4
01/07/2012 20:00	328.4	295.4	437.4	394.1	689.5
01/07/2012 21:00	314	282.7	485.2	436.1	718.8
01/07/2012 22:00	279.7	251.7	436.1	391.8	643.5
01/07/2012 23:00	277.7	250.1	452.8	407	657.1
01/08/2012 00:00	253.6	228.9	265.5	239	467.9
01/08/2012 01:00	252.7	227.7	294.3	264.9	492.6
01/08/2012 02:00	215.1	193	413.1	371.1	564.1
01/08/2012 03:00	216.2	193.9	344.5	310.2	504.1
01/08/2012 04:00	286.4	258.4	358.7	322.8	581.2
01/08/2012 05:00	227.5	204.3	334.3	301.5	505.8
01/08/2012 06:00	278.9	251.7	412.7	371.9	623.6
01/08/2012 07:00	272	244.3	518	466	710.3
01/08/2012 08:00	304	273.5	401.8	362	635.5
01/08/2012 09:00	286.2	257.4	354.9	319.4	576.8
01/08/2012 10:00	285.2	256.8	398.7	359.6	616.4
01/08/2012 11:00	201.8	181.5	415.2	373	554.5
01/08/2012 12:00	289.8	260.8	265.4	238.5	499.3
01/08/2012 13:00	273.7	246.5	304.6	273.5	520
01/08/2012 14:00	202.2	182	331.2	298.4	480.4
01/08/2012 15:00	186.1	167.5	335.1	301	468.5
01/08/2012 16:00	220.6	197.9	339.1	305.4	503.3
01/08/2012 17:00	359.6	323.1	477.5	430.4	753.5
01/08/2012 18:00	292.6	262.8	556.7	501.6	764.4
01/08/2012 19:00	348.9	313.2	393.1	353.1	666.3
01/08/2012 20:00	261.1	235.2	446.2	402.3	637.5
01/08/2012 21:00	320	288.7	485.7	436.9	725.6
01/08/2012 22:00	305.4	275.6	526.1	473.9	749.5
01/08/2012 23:00	367	329.9	529	476.5	806.4
01/09/2012 00:00	341	307.6	346.3	311.9	619.5
01/09/2012 01:00	379.4	341.1	225.5	202.3	543.4
01/09/2012 02:00	395.6	356.2	394.1	355.3	711.5
01/09/2012 03:00	400.4	360	446.8	401.5	761.5
01/09/2012 04:00	468.3	422	372.9	335.3	757.3

	Unit 1 (Part 75 Data)	Unit 1 (Part 60 Data)	Unit 2 (Part 75 Data)	Unit 2 (Part 60 Data)	Units 1&2 Combined
	SO2_LbPerHr	SO2_P60_LbPerHr	SO2_LbPerHr	SO2_P60_LbPerHr	(Part 60 Data)
	1H	1H	1H	1H	
Time	Value	Value	Value	Value	
01/09/2012 05:00	490.7	440.9	521.3	468.7	909.6
01/09/2012 06:00	571.1	514	645.9	581.7	1095.7
01/09/2012 07:00	504.8	454.7	534.1	480.9	935.6
01/09/2012 08:00	528.7	476.4	450.3	405.8	882.2
01/09/2012 09:00	533.9	479.9	458.3	412.3	892.2
01/09/2012 10:00	501	451.1	478.8	431	882.1
01/09/2012 11:00	493.3	443.1	502.3	452.5	895.6
01/09/2012 12:00	414.7	372.7	490	440.4	813.1
01/09/2012 13:00	395.5	356.4	539.1	485.2	841.6
01/09/2012 14:00	408.6	367.1	608.9	547.6	914.7
01/09/2012 15:00	353.8	318.3	603.2	542.1	860.4
01/09/2012 16:00	355.8	320.4	551.5	496	816.4
01/09/2012 17:00	350	314.6	529.5	477.4	792
01/09/2012 18:00	352.5	317.3	527.9	475.7	793
01/09/2012 19:00	340	306.8	546.4	492.2	799
01/09/2012 20:00	355.7	320.3	567.6	511.6	831.9
01/09/2012 21:00	293	263.9	581.6	523.9	787.8
01/09/2012 22:00	297.8	267.3	523	471.5	738.8
01/09/2012 23:00	263	237.2	475.9	428.8	666
01/10/2012 00:00	246.3	221.3	320.7	288.6	509.9
01/10/2012 01:00	154.7	139.8	147.5	132.9	272.7
01/10/2012 02:00	224.5	201.5	89.7	80.8	282.3
01/10/2012 03:00	228.7	205.3	0	0	205.3
01/10/2012 04:00	249.4	223.7	0	0	223.7
01/10/2012 05:00	270.9	244	0	0	244
01/10/2012 06:00	278.4	249.9	0	0	249.9
01/10/2012 07:00	283.8	255.2	0	0	255.2
01/10/2012 08:00	287	258.1	0	0	258.1
01/10/2012 09:00	322.5	289.4	0	0	289.4
01/10/2012 10:00	320.2	287.8	0	0	287.8
01/10/2012 11:00	398.7	358.8	0	0	358.8
01/10/2012 12:00	333.1	300.6	0	0	300.6
01/10/2012 13:00	364.4	328.8	0	0	328.8
01/10/2012 14:00	378.8	340.2	0	0	340.2
01/10/2012 15:00	377.7	339.4	0	0	339.4
01/10/2012 16:00	449.2	405.1	0	0	405.1
01/10/2012 17:00	478	430.6	0	0	430.6
01/10/2012 18:00	489.5	440.4	0	0	440.4
01/10/2012 19:00	484.8	435.5	0	0	435.5
01/10/2012 20:00	473.9	426.5	0	0	426.5
01/10/2012 21:00	458.1	411.7	0	0	411.7
01/10/2012 22:00	439.3	395.1	0	0	395.1
01/10/2012 23:00	459.5	412.8	0	0	412.8
01/11/2012 00:00	399.7	359.8	0	0	359.8
01/11/2012 01:00	448	403.8	0	0	403.8
01/11/2012 02:00	392.7	353.4	0	0	353.4
01/11/2012 03:00	405.7	364.6	0	0	364.6
01/11/2012 04:00	328.1	295.8	0	0	295.8
01/11/2012 05:00	411	369.7	0	0	369.7
01/11/2012 06:00	376.4	337.9	0	0	337.9
01/11/2012 07:00	297.3	268	0	0	268
01/11/2012 08:00	295.2	265.9	0	0	265.9
01/11/2012 09:00	283.1	254	0	0	254
01/11/2012 10:00	306.6	275.3	0	0	275.3
01/11/2012 11:00	328.4	295.1	0	0	295.1
01/11/2012 12:00	380.5	343.3	0	0	343.3
01/11/2012 13:00	394.9	355.9	0	0	355.9
01/11/2012 14:00	423	381.5	0	0	381.5
01/11/2012 15:00	468.2	422.3	0	0	422.3
01/11/2012 16:00	463.9	418.1	0	0	418.1
01/11/2012 17:00	437.4	394.1	0	0	394.1
01/11/2012 18:00	456.2	410.8	0	0	410.8
01/11/2012 19:00	435.8	392.2	0	0	392.2
01/11/2012 20:00	383.9	346.1	0	0	346.1
01/11/2012 21:00	401.7	361.8	0	0	361.8

	Unit 1 (Part 75 Data)	Unit 1 (Part 60 Data)	Unit 2 (Part 75 Data)	Unit 2 (Part 60 Data)	Units 1&2 Combined
	SO2_LbPerHr	SO2_P60_LbPerHr	SO2_LbPerHr	SO2_P60_LbPerHr	(Part 60 Data)
	1H	1H	1H	1H	
Time	Value	Value	Value	Value	
01/11/2012 22:00	307.2	277.3	0	0	277.3
01/11/2012 23:00	311.1	279.8	0	0	279.8
01/12/2012 00:00	274.2	247.5	0	0	247.5
01/12/2012 01:00	256.7	230.5	0	0	230.5
01/12/2012 02:00	236	211.7	0	0	211.7
01/12/2012 03:00	247.1	222.5	0	0	222.5
01/12/2012 04:00	225.5	203.6	0	0	203.6
01/12/2012 05:00	211.4	190.4	0	0	190.4
01/12/2012 06:00	244.3	219.5	0	0	219.5
01/12/2012 07:00	283.5	254.9	0	0	254.9
01/12/2012 08:00	235	212.2	0	0	212.2
01/12/2012 09:00	248.3	223.4	0	0	223.4
01/12/2012 10:00	251.2	226.3	0	0	226.3
01/12/2012 11:00	252.5	227.7	0	0	227.7
01/12/2012 12:00	246.2	221.3	0	0	221.3
01/12/2012 13:00	239.1	214.8	0	0	214.8
01/12/2012 14:00	256.9	231.2	0	0	231.2
01/12/2012 15:00	251.9	227.1	0	0	227.1
01/12/2012 16:00	278.5	250.7	0	0	250.7
01/12/2012 17:00	258.5	231.8	0	0	231.8
01/12/2012 18:00	284.2	255.4	0	0	255.4
01/12/2012 19:00	309.8	279.3	0	0	279.3
01/12/2012 20:00	329.2	296.7	0	0	296.7
01/12/2012 21:00	308.4	277.7	0	0	277.7
01/12/2012 22:00	316.9	285.6	0	0	285.6
01/12/2012 23:00	346.2	311.5	0	0	311.5
01/13/2012 00:00	384.4	345.4	0	0	345.4
01/13/2012 01:00	334	301.3	0	0	301.3
01/13/2012 02:00	438.1	394.1	0	0	394.1
01/13/2012 03:00	451.5	405.6	0	0	405.6
01/13/2012 04:00	312.4	281.5	0	0	281.5
01/13/2012 05:00	685.1	616.2	0	0	616.2
01/13/2012 06:00	394.5	355.1	0	0	355.1
01/13/2012 07:00	555.7	500.1	0	0	500.1
01/13/2012 08:00	637.5	573.3	0	0	573.3
01/13/2012 09:00	563.6	507.2	0	0	507.2
01/13/2012 10:00	561.7	505.3	0	0	505.3
01/13/2012 11:00	566.4	510.1	0	0	510.1
01/13/2012 12:00	577.2	518.9	0	0	518.9
01/13/2012 13:00	536.8	482.9	0	0	482.9
01/13/2012 14:00	533.1	479.2	0	0	479.2
01/13/2012 15:00	416.9	375.8	0	0	375.8
01/13/2012 16:00	576.9	518.6	0	0	518.6
01/13/2012 17:00	479.8	432	0	0	432
01/13/2012 18:00	468.2	420.5	0	0	420.5
01/13/2012 19:00	587.5	529.1	0	0	529.1
01/13/2012 20:00	556.8	500.5	0	0	500.5
01/13/2012 21:00	532.7	479.2	0	0	479.2
01/13/2012 22:00	426.3	383.5	0	0	383.5
01/13/2012 23:00	450.4	404.8	0	0	404.8
01/14/2012 00:00	545.2	490.7	0	0	490.7
01/14/2012 01:00	502.3	451.5	0	0	451.5
01/14/2012 02:00	565.2	508.5	0	0	508.5
01/14/2012 03:00	547	491.8	0	0	491.8
01/14/2012 04:00	536.7	483.2	0	0	483.2
01/14/2012 05:00	502.5	452.8	0	0	452.8
01/14/2012 06:00	477.2	429.3	0	0	429.3
01/14/2012 07:00	470.2	423.9	0	0	423.9
01/14/2012 08:00	413.1	372.4	0	0	372.4
01/14/2012 09:00	362.2	325.3	0	0	325.3
01/14/2012 10:00	330	297	0	0	297
01/14/2012 11:00	305.4	274.3	0	0	274.3
01/14/2012 12:00	255.5	229.2	0	0	229.2
01/14/2012 13:00	251.3	225.8	0	0	225.8
01/14/2012 14:00	258.4	232.8	0	0	232.8

	Unit 1 (Part 75 Data)	Unit 1 (Part 60 Data)	Unit 2 (Part 75 Data)	Unit 2 (Part 60 Data)	Units 1&2 Combined
	SO2_LbPerHr	SO2_P60_LbPerHr	SO2_LbPerHr	SO2_P60_LbPerHr	(Part 60 Data)
	1H	1H	1H	1H	
Time	Value	Value	Value	Value	
01/14/2012 15:00	260.5	234.8	0	0	234.8
01/14/2012 16:00	248.7	223.1	0	0	223.1
01/14/2012 17:00	226.5	204.4	0	0	204.4
01/14/2012 18:00	243.7	219.8	0	0	219.8
01/14/2012 19:00	239.8	216	0	0	216
01/14/2012 20:00	257	231.3	0	0	231.3
01/14/2012 21:00	288.1	258.8	0	0	258.8
01/14/2012 22:00	296.2	266.7	0	0	266.7
01/14/2012 23:00	326.2	293	0	0	293
01/15/2012 00:00	320.4	289	0	0	289
01/15/2012 01:00	284.4	256.5	0	0	256.5
01/15/2012 02:00	341.3	307.7	0	0	307.7
01/15/2012 03:00	409.1	368.2	0	0	368.2
01/15/2012 04:00	461.2	414.7	0	0	414.7
01/15/2012 05:00	484.5	436.2	0	0	436.2
01/15/2012 06:00	516.3	464.5	0	0	464.5
01/15/2012 07:00	542.7	489.1	0	0	489.1
01/15/2012 08:00	502.4	452.1	0	0	452.1
01/15/2012 09:00	509.3	458.9	0	0	458.9
01/15/2012 10:00	509.5	458.9	0	0	458.9
01/15/2012 11:00	505.7	455.3	0	0	455.3
01/15/2012 12:00	520.7	468.2	0	0	468.2
01/15/2012 13:00	523.1	471	0	0	471
01/15/2012 14:00	522.6	470.7	0	0	470.7
01/15/2012 15:00	554.6	499	0	0	499
01/15/2012 16:00	509.1	457.8	0	0	457.8
01/15/2012 17:00	533.9	479.9	0	0	479.9
01/15/2012 18:00	499.9	449.7	0	0	449.7
01/15/2012 19:00	514.1	461.9	0	0	461.9
01/15/2012 20:00	493.9	443.7	0	0	443.7
01/15/2012 21:00	499.1	448.8	0	0	448.8
01/15/2012 22:00	498.1	447.7	0	0	447.7
01/15/2012 23:00	458.5	413	0	0	413
01/16/2012 00:00	473.8	426.5	0	0	426.5
01/16/2012 01:00	433.7	390.2	0	0	390.2
01/16/2012 02:00	467.8	420.5	0	0	420.5
01/16/2012 03:00	442.2	397.6	0	0	397.6
01/16/2012 04:00	534.8	481.3	0	0	481.3
01/16/2012 05:00	395.5	355.4	0	0	355.4
01/16/2012 06:00	499.8	450.3	0	0	450.3
01/16/2012 07:00	506.9	456.6	0	0	456.6
01/16/2012 08:00	520	467.8	0	0	467.8
01/16/2012 09:00	546.1	492	0	0	492
01/16/2012 10:00	460.8	415.4	0	0	415.4
01/16/2012 11:00	581.5	522.6	0	0	522.6
01/16/2012 12:00	418.4	376	0	0	376
01/16/2012 13:00	370.3	333.3	0	0	333.3
01/16/2012 14:00	358.5	323.4	0	0	323.4
01/16/2012 15:00	519.6	467.8	0	0	467.8
01/16/2012 16:00	320.9	289.4	0	0	289.4
01/16/2012 17:00	330.5	297.6	0	0	297.6
01/16/2012 18:00	331.4	297.9	0	0	297.9
01/16/2012 19:00	311.7	281.2	0	0	281.2
01/16/2012 20:00	295.7	265.9	0	0	265.9
01/16/2012 21:00	236	212.9	0	0	212.9
01/16/2012 22:00	251.4	225.9	0	0	225.9
01/16/2012 23:00	235.8	212	0	0	212
01/17/2012 00:00	283.8	255.7	0	0	255.7
01/17/2012 01:00	283.7	255.1	0	0	255.1
01/17/2012 02:00	328.4	295.9	0	0	295.9
01/17/2012 03:00	381.2	342.9	0	0	342.9
01/17/2012 04:00	477.2	428.9	9.8	9	437.9
01/17/2012 05:00	460.2	413.6	9.9	9	422.6
01/17/2012 06:00	441.5	396.8	10.1	9.3	406.1
01/17/2012 07:00	454.2	409.4	7.5	6.7	416.1

	Unit 1 (Part 75 Data)	Unit 1 (Part 60 Data)	Unit 2 (Part 75 Data)	Unit 2 (Part 60 Data)	Units 1&2 Combined
	SO2_LbPerHr	SO2_P60_LbPerHr	SO2_LbPerHr	SO2_P60_LbPerHr	(Part 60 Data)
	1H	1H	1H	1H	
Time	Value	Value	Value	Value	
01/17/2012 08:00	487.5	438.8	11.7	10.9	449.7
01/17/2012 09:00	478.8	430.7	10	0	430.7
01/17/2012 10:00	489.9	440.6	14.2	0	440.6
01/17/2012 11:00	525.1	472.6	0.8	0	472.6
01/17/2012 12:00	514.8	463	0	0	463
01/17/2012 13:00	480.8	432.9	0	0	432.9
01/17/2012 14:00	406.8	366.5	0	0	366.5
01/17/2012 15:00	388.5	350	0	0	350
01/17/2012 16:00	374	336.2	0	0	336.2
01/17/2012 17:00	429.7	386.9	0	0	386.9
01/17/2012 18:00	427.1	384.5	0	0	384.5
01/17/2012 19:00	480.4	432.2	0	0	432.2
01/17/2012 20:00	479.7	431.3	0	0	431.3
01/17/2012 21:00	495.5	446.7	0	0	446.7
01/17/2012 22:00	503.3	452.2	0	0	452.2
01/17/2012 23:00	515.7	464.3	0	0	464.3
01/18/2012 00:00	404.8	363.8	0	0	363.8
01/18/2012 01:00	360.6	324.6	0	0	324.6
01/18/2012 02:00	424	381	0	0	381
01/18/2012 03:00	347.8	312.6	0	0	312.6
01/18/2012 04:00	428.6	386.3	0	0	386.3
01/18/2012 05:00	488.8	440.1	0	0	440.1
01/18/2012 06:00	433	389	0	0	389
01/18/2012 07:00	387.8	349.4	0	0	349.4
01/18/2012 08:00	453.5	408	0	0	408
01/18/2012 09:00	479.8	431.8	0	0	431.8
01/18/2012 10:00	327.7	294.4	0	0	294.4
01/18/2012 11:00	317.5	285.9	0	0	285.9
01/18/2012 12:00	432	389.4	0	0	389.4
01/18/2012 13:00	383.6	344.9	0	0	344.9
01/18/2012 14:00	349.9	314.7	0	0	314.7
01/18/2012 15:00	447.8	403.1	0	0	403.1
01/18/2012 16:00	425.5	383	0	0	383
01/18/2012 17:00	442.2	398.1	0	0	398.1
01/18/2012 18:00	535.9	482.3	0	0	482.3
01/18/2012 19:00	518.5	466.6	0	0	466.6
01/18/2012 20:00	518	466	0	0	466
01/18/2012 21:00	521.7	469.7	0	0	469.7
01/18/2012 22:00	530.5	476.9	0	0	476.9
01/18/2012 23:00	507.7	457.7	0	0	457.7
01/19/2012 00:00	503.5	453.5	0	0	453.5
01/19/2012 01:00	499.7	449.9	0	0	449.9
01/19/2012 02:00	537.9	484.3	0	0	484.3
01/19/2012 03:00	593.3	534.1	0	0	534.1
01/19/2012 04:00	528.8	475.1	0	0	475.1
01/19/2012 05:00	495.6	445.9	0	0	445.9
01/19/2012 06:00	565.7	509	0	0	509
01/19/2012 07:00	467.9	421.4	0	0	421.4
01/19/2012 08:00	482.5	434.4	0	0	434.4
01/19/2012 09:00	461.7	415.9	0	0	415.9
01/19/2012 10:00	448.6	404.1	0	0	404.1
01/19/2012 11:00	460.7	414.3	0	0	414.3
01/19/2012 12:00	441.2	396.3	0	0	396.3
01/19/2012 13:00	440.7	396.1	0	0	396.1
01/19/2012 14:00	424.3	381.7	0	0	381.7
01/19/2012 15:00	481	432.4	0	0	432.4
01/19/2012 16:00	460.9	415.6	0	0	415.6
01/19/2012 17:00	476.7	429.4	0	0	429.4
01/19/2012 18:00	532.8	479.3	0	0	479.3
01/19/2012 19:00	524.3	472.6	0	0	472.6
01/19/2012 20:00	518.2	466.6	1.7	1.7	468.3
01/19/2012 21:00	518.4	466.7	0	0	466.7
01/19/2012 22:00	463.9	418.1	0	0	418.1
01/19/2012 23:00	511.8	460.6	0	0	460.6
01/20/2012 00:00	515.3	464.2	0	0	464.2

	Unit 1 (Part 75 Data)	Unit 1 (Part 60 Data)	Unit 2 (Part 75 Data)	Unit 2 (Part 60 Data)	Units 1&2 Combined
	SO2_LbPerHr	SO2_P60_LbPerHr	SO2_LbPerHr	SO2_P60_LbPerHr	(Part 60 Data)
	1H	1H	1H	1H	
Time	Value	Value	Value	Value	
01/20/2012 01:00	505.7	455.1	0	0	455.1
01/20/2012 02:00	464.7	418.4	0	0	418.4
01/20/2012 03:00	533.1	479.1	0	0	479.1
01/20/2012 04:00	538.6	484.7	2.7	2.7	487.4
01/20/2012 05:00	498.4	448	0.9	0.9	448.9
01/20/2012 06:00	498.6	448.4	0	0	448.4
01/20/2012 07:00	470.7	424.2	1.8	1.8	426
01/20/2012 08:00	470.3	423.9	8.2	7.3	431.2
01/20/2012 09:00	477.5	429	90.5	81.8	510.8
01/20/2012 10:00	433.1	390.2	165.9	149.8	540
01/20/2012 11:00	482.3	434.3	246.8	221.6	655.9
01/20/2012 12:00	464.4	418	658	592.5	1010.5
01/20/2012 13:00	386.6	347.5	695.3	626.5	974
01/20/2012 14:00	360.3	324.8	501	451.1	775.9
01/20/2012 15:00	282.2	254.1	200.4	181	435.1
01/20/2012 16:00	231.6	209.2	105.6	95.1	304.3
01/20/2012 17:00	147.2	132.3	200	180	312.3
01/20/2012 18:00	39.1	35.4	552.1	497.3	532.7
01/20/2012 19:00	138.4	125.3	662	596	721.3
01/20/2012 20:00	112.6	100.6	774.5	696.5	797.1
01/20/2012 21:00	199.1	179	685.6	616.7	795.7
01/20/2012 22:00	377.9	339.7	902.7	812.2	1151.9
01/20/2012 23:00	398.1	358.7	675.3	608	966.7
01/21/2012 00:00	412.7	371.2	587.9	528.3	899.5
01/21/2012 01:00	412.7	371.1	587.7	528.9	900
01/21/2012 02:00	508.3	457.3	559.3	502.6	959.9
01/21/2012 03:00	522	469.2	577.3	520.3	989.5
01/21/2012 04:00	560.2	503.8	706.6	636.7	1140.5
01/21/2012 05:00	555.4	499.1	722.5	649.9	1149
01/21/2012 06:00	542.2	488	642.8	579.3	1067.3
01/21/2012 07:00	568.4	511.9	762.4	686.9	1198.8
01/21/2012 08:00	527	474.3	760.8	684.8	1159.1
01/21/2012 09:00	512.7	461.8	681.6	612.7	1074.5
01/21/2012 10:00	519.2	468.1	813.4	731.2	1199.3
01/21/2012 11:00	513.2	462.3	659.7	592.9	1055.2
01/21/2012 12:00	420.6	379.3	502	451.8	831.1
01/21/2012 13:00	392.7	353.3	454.1	407.9	761.2
01/21/2012 14:00	272.5	244.5	445.3	401.2	645.7
01/21/2012 15:00	155.5	140.5	339.2	305.1	445.6
01/21/2012 16:00	86	76.6	224.8	202.8	279.4
01/21/2012 17:00	56	50.4	143.5	129.1	179.5
01/21/2012 18:00	0	0	154.4	139.6	139.6
01/21/2012 19:00	0	0	256.6	231.2	231.2
01/21/2012 20:00	0	0	343.5	310	310
01/21/2012 21:00	22.3	20.5	260.7	234.3	254.8
01/21/2012 22:00	97	87.7	300.6	270.6	358.3
01/21/2012 23:00	181.3	162.8	380.8	342.9	505.7
01/22/2012 00:00	222.6	200.9	473.6	425.8	626.7
01/22/2012 01:00	315.7	283.8	453.2	408.5	692.3
01/22/2012 02:00	326.4	294.4	269.3	241.6	536
01/22/2012 03:00	392	352.4	449.8	404.5	756.9
01/22/2012 04:00	443	398.1	516.3	464.3	862.4
01/22/2012 05:00	389.2	350.1	373.7	335.8	685.9
01/22/2012 06:00	562.7	506.4	490.5	440.9	947.3
01/22/2012 07:00	559.1	503.6	810.1	729.3	1232.9
01/22/2012 08:00	420.6	377.8	720.5	648.9	1026.7
01/22/2012 09:00	457.9	411.4	541.9	488.3	899.7
01/22/2012 10:00	480.9	432.4	472.4	425	857.4
01/22/2012 11:00	451.5	407.1	387.8	349.4	756.5
01/22/2012 12:00	383.4	345.8	460	414.8	760.6
01/22/2012 13:00	354.3	318.7	432.5	389.8	708.5
01/22/2012 14:00	321.9	289.6	499	449.7	739.3
01/22/2012 15:00	271.2	244.2	498.3	448.9	693.1
01/22/2012 16:00	221.8	199.1	268.7	242.2	441.3
01/22/2012 17:00	183.2	164.8	188	169.7	334.5

	Unit 1 (Part 75 Data)	Unit 1 (Part 60 Data)	Unit 2 (Part 75 Data)	Unit 2 (Part 60 Data)	Units 1&2 Combined
	SO2_LbPerHr	SO2_P60_LbPerHr	SO2_LbPerHr	SO2_P60_LbPerHr	(Part 60 Data)
	1H	1H	1H	1H	
Time	Value	Value	Value	Value	
01/22/2012 18:00	243.3	218.4	347	311.9	530.3
01/22/2012 19:00	244.9	220.1	421.1	379.4	599.5
01/22/2012 20:00	273.1	245.1	414.9	373.2	618.3
01/22/2012 21:00	252	226.8	405.3	364.4	591.2
01/22/2012 22:00	275.6	248.6	468.1	421.5	670.1
01/22/2012 23:00	271	244.4	403.4	363.1	607.5
01/23/2012 00:00	319.1	287.7	393	353	640.7
01/23/2012 01:00	332.7	299.5	564.6	508.6	808.1
01/23/2012 02:00	362.1	325.6	496.5	447.1	772.7
01/23/2012 03:00	349.6	314.2	427.3	383.9	698.1
01/23/2012 04:00	380.1	342.6	502.8	452.7	795.3
01/23/2012 05:00	316.5	285	564.9	508.4	793.4
01/23/2012 06:00	380.9	343.3	534.3	480.7	824
01/23/2012 07:00	380.5	343	638	573.8	916.8
01/23/2012 08:00	327	294.4	396.9	357.4	651.8
01/23/2012 09:00	373.1	335.6	417.4	375.3	710.9
01/23/2012 10:00	365.9	329.3	753.5	678.4	1007.7
01/23/2012 11:00	361	325.4	685.5	617.1	942.5
01/23/2012 12:00	468.9	422.7	503.4	453	875.7
01/23/2012 13:00	409	367.9	517.2	464.7	832.6
01/23/2012 14:00	450.4	406.1	531.8	479	885.1
01/23/2012 15:00	408.6	367.9	452	406.5	774.4
01/23/2012 16:00	348.9	313.3	534.5	481.2	794.5
01/23/2012 17:00	431.3	388.2	555.8	500.8	889
01/23/2012 18:00	420.2	377.7	801.4	721.8	1099.5
01/23/2012 19:00	400.8	360	689.5	621.4	981.4
01/23/2012 20:00	392.8	353	651.8	585.8	938.8
01/23/2012 21:00	416.2	374	539.2	486.1	860.1
01/23/2012 22:00	319.3	288	570.4	513.2	801.2
01/23/2012 23:00	393.5	354.6	747.6	673.4	1028
01/24/2012 00:00	357.2	321.9	607.6	546.5	868.4
01/24/2012 01:00	337.3	303.3	494.6	445.3	748.6
01/24/2012 02:00	295.5	265.6	522.4	470	735.6
01/24/2012 03:00	310.6	279.7	532.8	478.9	758.6
01/24/2012 04:00	413.7	372.9	614	552.3	925.2
01/24/2012 05:00	357.3	321.1	581	522.7	843.8
01/24/2012 06:00	482.4	434.8	649.3	585.1	1019.9
01/24/2012 07:00	420.6	378.4	942.2	847.6	1226
01/24/2012 08:00	422.1	379.7	854	767.8	1147.5
01/24/2012 09:00	441.9	397.9	761.2	685	1082.9
01/24/2012 10:00	436.6	392.6	791.9	713.6	1106.2
01/24/2012 11:00	450.7	405	888.9	800.2	1205.2
01/24/2012 12:00	434.1	390	907	815.8	1205.8
01/24/2012 13:00	411.5	369.9	874.9	788.2	1158.1
01/24/2012 14:00	394.9	354.8	817.3	736.2	1091
01/24/2012 15:00	414	373.3	451.8	405.9	779.2
01/24/2012 16:00	457.4	411	769.7	692.2	1103.2
01/24/2012 17:00	444.3	400.2	1077.9	969.8	1370
01/24/2012 18:00	446.6	402.4	713	641.9	1044.3
01/24/2012 19:00	486.6	437.3	691.2	622.1	1059.4
01/24/2012 20:00	411.5	370.6	754.7	679.8	1050.4
01/24/2012 21:00	455.3	409.4	792.3	712.3	1121.7
01/24/2012 22:00	435.8	392.7	577.8	520	912.7
01/24/2012 23:00	370.9	333.4	582.4	524	857.4
01/25/2012 00:00	407.5	366.3	644.3	580	946.3
01/25/2012 01:00	401.7	361.4	744.4	670	1031.4
01/25/2012 02:00	397.5	358.1	609.1	547.9	906
01/25/2012 03:00	397	357.5	656.9	591.1	948.6
01/25/2012 04:00	388.7	349.3	654.5	588.7	938
01/25/2012 05:00	495.4	446.6	624.4	562.5	1009.1
01/25/2012 06:00	425.5	382.3	840.3	756.8	1139.1
01/25/2012 07:00	409	367.5	861.7	775.3	1142.8
01/25/2012 08:00	498.7	448.7	545.7	490.6	939.3
01/25/2012 09:00	447.1	401.7	532	478.6	880.3
01/25/2012 10:00	456.6	410.8	702.9	631.8	1042.6

	Unit 1 (Part 75 Data)	Unit 1 (Part 60 Data)	Unit 2 (Part 75 Data)	Unit 2 (Part 60 Data)	Units 1&2 Combined
	SO2_LbPerHr	SO2_P60_LbPerHr	SO2_LbPerHr	SO2_P60_LbPerHr	(Part 60 Data)
	1H	1H	1H	1H	
Time	Value	Value	Value	Value	
01/25/2012 11:00	455.7	410	822.7	740.5	1150.5
01/25/2012 12:00	417.9	375.6	721.3	648.8	1024.4
01/25/2012 13:00	386.4	347.8	652.4	587.9	935.7
01/25/2012 14:00	343.6	308.6	554.4	498.2	806.8
01/25/2012 15:00	246	221.4	464.5	417.7	639.1
01/25/2012 16:00	183.1	165.5	359.7	323.3	488.8
01/25/2012 17:00	246	221.2	295.2	265.1	486.3
01/25/2012 18:00	283.8	255.4	187	168.3	423.7
01/25/2012 19:00	309.3	277.7	216.5	195.7	473.4
01/25/2012 20:00	359.2	322.6	264.1	237.6	560.2
01/25/2012 21:00	342.9	308.3	339.4	305.8	614.1
01/25/2012 22:00	309.3	278	386.8	348.4	626.4
01/25/2012 23:00	323.7	290.9	515.3	463.1	754
01/26/2012 00:00	340.8	306.7	589.7	530.2	836.9
01/26/2012 01:00	340.5	307.1	604.3	543.2	850.3
01/26/2012 02:00	353.4	317.9	598.2	538.7	856.6
01/26/2012 03:00	349.4	314.5	557.7	501.2	815.7
01/26/2012 04:00	424.9	382.2	780.4	701.8	1084
01/26/2012 05:00	422.8	380.3	708.1	636.9	1017.2
01/26/2012 06:00	438.5	394.8	731.4	658.7	1053.5
01/26/2012 07:00	431.5	389.1	934.6	840.8	1229.9
01/26/2012 08:00	428.1	385.3	951.4	856	1241.3
01/26/2012 09:00	428.4	385.1	813.7	732.8	1117.9
01/26/2012 10:00	438.5	394.5	831.2	748	1142.5
01/26/2012 11:00	462.9	417.1	903.2	812.9	1230
01/26/2012 12:00	485.2	436.2	856	769.8	1206
01/26/2012 13:00	492.9	444.1	822.8	740.5	1184.6
01/26/2012 14:00	397.1	358.1	776.6	699.1	1057.2
01/26/2012 15:00	484	435.6	825.8	743.9	1179.5
01/26/2012 16:00	453.4	408.2	947.4	852.4	1260.6
01/26/2012 17:00	396.9	357.4	842.5	759.1	1116.5
01/26/2012 18:00	474.7	426.5	744.1	670.5	1097
01/26/2012 19:00	409.5	368.4	813.2	732.1	1100.5
01/26/2012 20:00	432.6	389.8	782.8	704.3	1094.1
01/26/2012 21:00	395.5	356.3	364.9	328.4	684.7
01/26/2012 22:00	370.4	333.3	144.7	130.5	463.8
01/26/2012 23:00	318.9	286.9	96.2	86.2	373.1
01/27/2012 00:00	329.9	297.1	128	115.4	412.5
01/27/2012 01:00	299.1	269.3	210.7	189.3	458.6
01/27/2012 02:00	296.6	266.7	246.2	221.5	488.2
01/27/2012 03:00	313.9	282.6	268	241	523.6
01/27/2012 04:00	335.3	302.3	0	0	302.3
01/27/2012 05:00	333.7	300.5	0	0	300.5
01/27/2012 06:00	622.7	561.1	0	0	561.1
01/27/2012 07:00	622.6	560.3	0	0	560.3
01/27/2012 08:00	366.6	329.7	0	0	329.7
01/27/2012 09:00	453.9	408.1	0	0	408.1
01/27/2012 10:00	586	528	0	0	528
01/27/2012 11:00	638.6	574.2	0	0	574.2
01/27/2012 12:00	442.4	398.7	0	0	398.7
01/27/2012 13:00	491.3	442.2	0	0	442.2
01/27/2012 14:00	540.7	486.4	0	0	486.4
01/27/2012 15:00	363.2	327.1	0	0	327.1
01/27/2012 16:00	507.2	457.1	0	0	457.1
01/27/2012 17:00	504.8	454.8	0	0	454.8
01/27/2012 18:00	497.7	447.6	0	0	447.6
01/27/2012 19:00	484.4	436.3	0	0	436.3
01/27/2012 20:00	515.9	464.2	0	0	464.2
01/27/2012 21:00	522.7	471	0	0	471
01/27/2012 22:00	495.3	446.4	0	0	446.4
01/27/2012 23:00	381.1	342.5	0	0	342.5
01/28/2012 00:00	501.6	451.6	0	0	451.6
01/28/2012 01:00	471.8	423.9	0	0	423.9
01/28/2012 02:00	432.9	389.9	0	0	389.9
01/28/2012 03:00	535.1	482.1	0	0	482.1

	Unit 1 (Part 75 Data)	Unit 1 (Part 60 Data)	Unit 2 (Part 75 Data)	Unit 2 (Part 60 Data)	Units 1&2 Combined
	SO2_LbPerHr	SO2_P60_LbPerHr	SO2_LbPerHr	SO2_P60_LbPerHr	(Part 60 Data)
	1H	1H	1H	1H	
Time	Value	Value	Value	Value	
01/28/2012 04:00	485	436.2	0	0	436.2
01/28/2012 05:00	777.1	700	0	0	700
01/28/2012 06:00	1775.3	1597.4	0	0	1597.4
01/28/2012 07:00	752.1	676.7	0	0	676.7
01/28/2012 08:00	549.9	494.2	0	0	494.2
01/28/2012 09:00	957.8	861.6	0	0	861.6
01/28/2012 10:00	605.9	546	0	0	546
01/28/2012 11:00	832.3	749.6	100.4	0	749.6
01/28/2012 12:00	651.6	586.3	0	0	586.3
01/28/2012 13:00	426.4	383	0	0	383
01/28/2012 14:00	377.5	339.2	0	0	339.2
01/28/2012 15:00	474.9	427.8	0	0	427.8
01/28/2012 16:00	711.7	640.9	0	0	640.9
01/28/2012 17:00	726.8	654.5	1.7	1.7	656.2
01/28/2012 18:00	551.5	496.5	2.5	2.5	499
01/28/2012 19:00	390.8	351.1	1.7	1.7	352.8
01/28/2012 20:00	433.6	390.6	2.6	2.6	393.2
01/28/2012 21:00	1222.4	1099.6	21.9	20	1119.6
01/28/2012 22:00	1812.8	1631.2	125.5	112.4	1743.6
01/28/2012 23:00	699	628.7	203.2	182.9	811.6
01/29/2012 00:00	346.1	312	605.9	545.6	857.6
01/29/2012 01:00	458.9	413.5	560.2	504.9	918.4
01/29/2012 02:00	631.4	568.2	468.9	422.4	990.6
01/29/2012 03:00	332.1	299.5	476.5	428.3	727.8
01/29/2012 04:00	415.4	373.4	496.4	447.5	820.9
01/29/2012 05:00	454.4	409.6	557.6	501.5	911.1
01/29/2012 06:00	665	599	787.7	709.1	1308.1
01/29/2012 07:00	672.1	604.4	916.4	824.7	1429.1
01/29/2012 08:00	559.5	504.1	969.6	872.8	1376.9
01/29/2012 09:00	524.1	471.2	930.4	836.6	1307.8
01/29/2012 10:00	929.3	836.8	840.1	756.3	1593.1
01/29/2012 11:00	1056.3	950.7	851.2	765.7	1716.4
01/29/2012 12:00	324.6	292.4	722	650	942.4
01/29/2012 13:00	604.1	544.1	692.8	622.8	1166.9
01/29/2012 14:00	851.5	765.9	738.1	663.9	1429.8
01/29/2012 15:00	475.9	427.7	868.6	781.6	1209.3
01/29/2012 16:00	705.8	634.5	986	887	1521.5
01/29/2012 17:00	963.5	866.5	1150	1034.6	1901.1
01/29/2012 18:00	1006.5	906.2	1461.3	1316.2	2222.4
01/29/2012 19:00	754.7	680	1044.4	940.4	1620.4
01/29/2012 20:00	907.9	816.7	974.9	877.8	1694.5
01/29/2012 21:00	1379.9	1241.6	1024.6	922.7	2164.3
01/29/2012 22:00	1056.4	951.1	1065.8	958.6	1909.7
01/29/2012 23:00	396.9	357.3	968.1	871.1	1228.4
01/30/2012 00:00	658.7	592.4	779.1	701.2	1293.6
01/30/2012 01:00	523.7	471.9	737.1	663.1	1135
01/30/2012 02:00	309.6	279	777.7	699.9	978.9
01/30/2012 03:00	514.5	462.9	803.7	724.1	1187
01/30/2012 04:00	506.3	456	792.2	712.6	1168.6
01/30/2012 05:00	559.4	504	883.9	795	1299
01/30/2012 06:00	713.6	642.1	1148.6	1034	1676.1
01/30/2012 07:00	1006.8	905.5	1347.2	1213.5	2119
01/30/2012 08:00	794.7	716	1119.3	1008.2	1724.2
01/30/2012 09:00	626.5	563.6	989.2	890.7	1454.3
01/30/2012 10:00	721.8	649.6	1047.5	942.8	1592.4
01/30/2012 11:00	768	690.5	1221.9	1100.1	1790.6
01/30/2012 12:00	723	650.7	1018.6	916.4	1567.1
01/30/2012 13:00	815.7	734.1	887.8	799.6	1533.7
01/30/2012 14:00	592.4	533.1	811.3	730.6	1263.7
01/30/2012 15:00	567.6	511.2	638	573.6	1084.8
01/30/2012 16:00	512.3	460.7	729.6	655.9	1116.6
01/30/2012 17:00	567	509.6	747.1	671.7	1181.3
01/30/2012 18:00	559.7	503.2	1054.4	949.6	1452.8
01/30/2012 19:00	413	371.7	978.3	881.3	1253
01/30/2012 20:00	341	306.8	793.3	714.6	1021.4

	Unit 1 (Part 75 Data)	Unit 1 (Part 60 Data)	Unit 2 (Part 75 Data)	Unit 2 (Part 60 Data)	Units 1&2 Combined
	SO2_LbPerHr	SO2_P60_LbPerHr	SO2_LbPerHr	SO2_P60_LbPerHr	(Part 60 Data)
	1H	1H	1H	1H	
Time	Value	Value	Value	Value	
01/30/2012 21:00	372.6	335.7	675.3	607.2	942.9
01/30/2012 22:00	344	309.3	498.6	448.4	757.7
01/30/2012 23:00	335.6	302.6	430.7	388.3	690.9
01/31/2012 00:00	318.7	286.8	432	388.1	674.9
01/31/2012 01:00	247.6	223.1	399.7	360.4	583.5
01/31/2012 02:00	188.1	169.4	263	236.8	406.2
01/31/2012 03:00	209.2	187.8	278.2	250.4	438.2
01/31/2012 04:00	263.9	237.7	313.6	282.1	519.8
01/31/2012 05:00	387.5	348.9	440.9	397.3	746.2
01/31/2012 06:00	489.6	441.1	505.8	455.5	896.6
01/31/2012 07:00	545.3	491.3	775.6	697.5	1188.8
01/31/2012 08:00	595.2	535.1	1271.2	1144.5	1679.6
01/31/2012 09:00	541.2	486.5	1275.5	1147.7	1634.2
01/31/2012 10:00	536.6	482.2	1061.5	955.2	1437.4
01/31/2012 11:00	481.3	433.4	1026.3	924.1	1357.5
01/31/2012 12:00	552.4	496.4	1105.1	994.3	1490.7
01/31/2012 13:00	670.7	603	1199.5	1078.9	1681.9
01/31/2012 14:00	655.9	590.2	1219.8	1098.7	1688.9
01/31/2012 15:00	540.5	486.3	1105.2	995.1	1481.4
01/31/2012 16:00	418.4	377.1	1107.6	997.3	1374.4
01/31/2012 17:00	493.7	444.8	1163.9	1047.3	1492.1
01/31/2012 18:00	471.7	424.5	1271.4	1144.9	1569.4
01/31/2012 19:00	584.4	525.8	1386.5	1248.9	1774.7
01/31/2012 20:00	529.5	476	1369.2	1233.1	1709.1
01/31/2012 21:00	335	301.4	888.1	799.9	1101.3
01/31/2012 22:00	298.2	268.1	389	350	618.1
01/31/2012 23:00	209.3	187.9	239	214.9	402.8
02/01/2012 00:00	212.6	191.8	283.2	254.5	446.3
02/01/2012 01:00	222.9	200.6	299.6	269.2	469.8
02/01/2012 02:00	226.4	204.2	287.2	258.4	462.6
02/01/2012 03:00	225.9	203.8	303	272.4	476.2
02/01/2012 04:00	228.4	205	326.1	294.1	499.1
02/01/2012 05:00	245.8	221.5	341.9	307.4	528.9
02/01/2012 06:00	350.5	315.2	671	603.6	918.8
02/01/2012 07:00	490	441.2	1396.9	1257.4	1698.6
02/01/2012 08:00	579.8	522	1378.1	1240.7	1762.7
02/01/2012 09:00	483.1	435.4	1116.4	1004.1	1439.5
02/01/2012 10:00	435.8	392.6	988.1	888.9	1281.5
02/01/2012 11:00	456.8	410.6	1170.6	1053.1	1463.7
02/01/2012 12:00	472.1	424.2	1284	1156.3	1580.5
02/01/2012 13:00	443.4	398.7	1112.9	1001.8	1400.5
02/01/2012 14:00	435.1	391.9	851.1	766.2	1158.1
02/01/2012 15:00	425	381.8	714.7	644.1	1025.9
02/01/2012 16:00	425.2	382.3	872.1	784.2	1166.5
02/01/2012 17:00	440.1	395.6	1207.7	1087.2	1482.8
02/01/2012 18:00	435.8	392.9	1145.1	1030.8	1423.7
02/01/2012 19:00	435.2	392.3	864.9	864.9	1257.2
02/01/2012 20:00	424.7	382.3	662.9	662.9	1045.2
02/01/2012 21:00	370.7	333.1	466.6	466.6	799.7
02/01/2012 22:00	355.7	320.6	656.2	656.2	976.8
02/01/2012 23:00	309	278.2	592.5	592.5	870.7
02/02/2012 00:00	243.7	219.5	558.2	558.2	777.7
02/02/2012 01:00	163.9	147.2	540.2	540.2	687.4
02/02/2012 02:00	0	0	530.9	530.9	530.9
02/02/2012 03:00	0	0	534.6	534.6	534.6
02/02/2012 04:00	0	0	587	587	587
02/02/2012 05:00	0	0	461.6	461.6	461.6
02/02/2012 06:00	0	0	621.8	621.8	621.8
02/02/2012 07:00	0	0	1234	1234	1234
02/02/2012 08:00	0	0	1157.5	1157.5	1157.5
02/02/2012 09:00	0	0	897	897	897
02/02/2012 10:00	0	0	935.7	935.7	935.7
02/02/2012 11:00	0	0	1004.5	1004.5	1004.5
02/02/2012 12:00	0	0	1163.8	1163.8	1163.8
02/02/2012 13:00	0	0	1226.1	1226.1	1226.1

	Unit 1 (Part 75 Data)	Unit 1 (Part 60 Data)	Unit 2 (Part 75 Data)	Unit 2 (Part 60 Data)	Units 1&2 Combined
	SO2_LbPerHr	SO2_P60_LbPerHr	SO2_LbPerHr	SO2_P60_LbPerHr	(Part 60 Data)
	1H	1H	1H	1H	
Time	Value	Value	Value	Value	
02/02/2012 14:00	0	0	1182.9	1182.9	1182.9
02/02/2012 15:00	0	0	1099.4	1099.4	1099.4
02/02/2012 16:00	0	0	1055.7	1055.7	1055.7
02/02/2012 17:00	0	0	1067.9	1067.9	1067.9
02/02/2012 18:00	0	0	1146.5	1146.5	1146.5
02/02/2012 19:00	0	0	1197.4	1197.4	1197.4
02/02/2012 20:00	0	0	694.8	694.8	694.8
02/02/2012 21:00	0	0	467.6	467.6	467.6
02/02/2012 22:00	0	0	359.7	359.7	359.7
02/02/2012 23:00	0	0	287.1	287.1	287.1
02/03/2012 00:00	0	0	273.5	273.5	273.5
02/03/2012 01:00	0	0	221.3	221.3	221.3
02/03/2012 02:00	0	0	231.8	231.8	231.8
02/03/2012 03:00	0	0	232.4	232.4	232.4
02/03/2012 04:00	0	0	316.5	316.5	316.5
02/03/2012 05:00	0	0	615.4	615.4	615.4
02/03/2012 06:00	0	0	977.1	977.1	977.1
02/03/2012 07:00	0	0	898.1	898.1	898.1
02/03/2012 08:00	0	0	692	692	692
02/03/2012 09:00	0	0	765.3	765.3	765.3
02/03/2012 10:00	0	0	723.4	723.4	723.4
02/03/2012 11:00	0	0	730.8	730.8	730.8
02/03/2012 12:00	0	0	686	686	686
02/03/2012 13:00	0	0	760.5	760.5	760.5
02/03/2012 14:00	0	0	550.4	550.4	550.4
02/03/2012 15:00	0	0	528	528	528
02/03/2012 16:00	0	0	556	556	556
02/03/2012 17:00	0	0	782.7	782.7	782.7
02/03/2012 18:00	0	0	904.5	904.5	904.5
02/03/2012 19:00	0	0	535.7	535.7	535.7
02/03/2012 20:00	0	0	471.5	471.5	471.5
02/03/2012 21:00	0	0	598.2	598.2	598.2
02/03/2012 22:00	0	0	643.6	643.6	643.6
02/03/2012 23:00	0	0	527.7	527.7	527.7
02/04/2012 00:00	0	0	383.3	383.3	383.3
02/04/2012 01:00	0	0	602.9	602.9	602.9
02/04/2012 02:00	0	0	549.2	549.2	549.2
02/04/2012 03:00	0	0	414.2	414.2	414.2
02/04/2012 04:00	0	0	476.8	476.8	476.8
02/04/2012 05:00	0	0	517.8	517.8	517.8
02/04/2012 06:00	0	0	594.2	594.2	594.2
02/04/2012 07:00	0	0	706.2	706.2	706.2
02/04/2012 08:00	0	0	755.2	755.2	755.2
02/04/2012 09:00	0	0	681.4	681.4	681.4
02/04/2012 10:00	0	0	547.5	547.5	547.5
02/04/2012 11:00	0	0	563.5	563.5	563.5
02/04/2012 12:00	0	0	706.3	706.3	706.3
02/04/2012 13:00	0	0	669.5	669.5	669.5
02/04/2012 14:00	0	0	581.7	581.7	581.7
02/04/2012 15:00	0	0	624.7	624.7	624.7
02/04/2012 16:00	0	0	718.5	718.5	718.5
02/04/2012 17:00	0	0	783.6	783.6	783.6
02/04/2012 18:00	0	0	616.4	616.4	616.4
02/04/2012 19:00	0	0	586.8	586.8	586.8
02/04/2012 20:00	0	0	639.9	639.9	639.9
02/04/2012 21:00	0	0	671.7	671.7	671.7
02/04/2012 22:00	0	0	621.7	621.7	621.7
02/04/2012 23:00	0	0	428	428	428
02/05/2012 00:00	0	0	435.1	435.1	435.1
02/05/2012 01:00	0	0	574.7	574.7	574.7
02/05/2012 02:00	0	0	498.8	498.8	498.8
02/05/2012 03:00	0	0	474.1	474.1	474.1
02/05/2012 04:00	0	0	483.5	483.5	483.5
02/05/2012 05:00	0	0	487	487	487
02/05/2012 06:00	0	0	489.1	489.1	489.1

	Unit 1 (Part 75 Data)	Unit 1 (Part 60 Data)	Unit 2 (Part 75 Data)	Unit 2 (Part 60 Data)	Units 1&2 Combined
	SO2_LbPerHr	SO2_P60_LbPerHr	SO2_LbPerHr	SO2_P60_LbPerHr	(Part 60 Data)
	1H	1H	1H	1H	
Time	Value	Value	Value	Value	
02/05/2012 07:00	0	0	662.6	662.6	662.6
02/05/2012 08:00	0	0	645.8	645.8	645.8
02/05/2012 09:00	0	0	747.5	747.5	747.5
02/05/2012 10:00	0	0	646	646	646
02/05/2012 11:00	0	0	465.1	465.1	465.1
02/05/2012 12:00	0	0	590.3	590.3	590.3
02/05/2012 13:00	0	0	738.8	738.8	738.8
02/05/2012 14:00	0	0	630.3	630.3	630.3
02/05/2012 15:00	0	0	433.3	433.3	433.3
02/05/2012 16:00	0	0	621.2	621.2	621.2
02/05/2012 17:00	0	0	817.4	817.4	817.4
02/05/2012 18:00	0	0	754.1	754.1	754.1
02/05/2012 19:00	0	0	561.5	561.5	561.5
02/05/2012 20:00	0	0	499.8	499.8	499.8
02/05/2012 21:00	0	0	493	493	493
02/05/2012 22:00	0	0	562	562	562
02/05/2012 23:00	0	0	444.1	444.1	444.1
02/06/2012 00:00	0	0	488	488	488
02/06/2012 01:00	0	0	530	530	530
02/06/2012 02:00	0	0	612.9	612.9	612.9
02/06/2012 03:00	0	0	603.6	603.6	603.6
02/06/2012 04:00	0	0	681.9	681.9	681.9
02/06/2012 05:00	0	0	837.6	837.6	837.6
02/06/2012 06:00	0	0	799.9	799.9	799.9
02/06/2012 07:00	0	0	662.2	662.2	662.2
02/06/2012 08:00	0	0	649.9	649.9	649.9
02/06/2012 09:00	0	0	632.8	632.8	632.8
02/06/2012 10:00	0	0	706.5	706.5	706.5
02/06/2012 11:00	0	0	741.7	741.7	741.7
02/06/2012 12:00	0	0	645.3	645.3	645.3
02/06/2012 13:00	0	0	520	520	520
02/06/2012 14:00	0	0	637.2	637.2	637.2
02/06/2012 15:00	0	0	613.9	613.9	613.9
02/06/2012 16:00	0	0	759.5	759.5	759.5
02/06/2012 17:00	0	0	768.5	768.5	768.5
02/06/2012 18:00	0	0	830.9	830.9	830.9
02/06/2012 19:00	0	0	676	676	676
02/06/2012 20:00	0	0	621.8	621.8	621.8
02/06/2012 21:00	0	0	550.7	550.7	550.7
02/06/2012 22:00	0	0	493.1	493.1	493.1
02/06/2012 23:00	0	0	554	554	554
02/07/2012 00:00	0	0	633	633	633
02/07/2012 01:00	0	0	516.7	516.7	516.7
02/07/2012 02:00	0	0	451.8	451.8	451.8
02/07/2012 03:00	0	0	606.9	606.9	606.9
02/07/2012 04:00	0	0	556.9	556.9	556.9
02/07/2012 05:00	0	0	503.5	503.5	503.5
02/07/2012 06:00	0	0	782.4	782.4	782.4
02/07/2012 07:00	0	0	1064.1	1064.1	1064.1
02/07/2012 08:00	0	0	872	872	872
02/07/2012 09:00	0	0	704.6	704.6	704.6
02/07/2012 10:00	0	0	636.7	636.7	636.7
02/07/2012 11:00	0	0	607.7	607.7	607.7
02/07/2012 12:00	0	0	877.5	877.5	877.5
02/07/2012 13:00	0	0	789.9	789.9	789.9
02/07/2012 14:00	0	0	707.2	707.2	707.2
02/07/2012 15:00	0	0	695.1	695.1	695.1
02/07/2012 16:00	0	0	761.8	761.8	761.8
02/07/2012 17:00	0	0	924.4	924.4	924.4
02/07/2012 18:00	0	0	923.9	923.9	923.9
02/07/2012 19:00	0	0	727.5	727.5	727.5
02/07/2012 20:00	0	0	722.7	722.7	722.7
02/07/2012 21:00	0	0	702.2	702.2	702.2
02/07/2012 22:00	0	0	692.2	692.2	692.2
02/07/2012 23:00	0	0	743.6	743.6	743.6

	Unit 1 (Part 75 Data)	Unit 1 (Part 60 Data)	Unit 2 (Part 75 Data)	Unit 2 (Part 60 Data)	Units 1&2 Combined
	SO2_LbPerHr	SO2_P60_LbPerHr	SO2_LbPerHr	SO2_P60_LbPerHr	(Part 60 Data)
	1H	1H	1H	1H	
Time	Value	Value	Value	Value	
02/08/2012 00:00	0	0	770.3	770.3	770.3
02/08/2012 01:00	0	0	567.6	567.6	567.6
02/08/2012 02:00	0	0	611.6	611.6	611.6
02/08/2012 03:00	0	0	683.6	683.6	683.6
02/08/2012 04:00	0	0	540.6	540.6	540.6
02/08/2012 05:00	0	0	435.3	435.3	435.3
02/08/2012 06:00	0	0	779.1	779.1	779.1
02/08/2012 07:00	0	0	948.5	948.5	948.5
02/08/2012 08:00	0	0	726.3	726.3	726.3
02/08/2012 09:00	0	0	635.6	635.6	635.6
02/08/2012 10:00	0	0	644.7	644.7	644.7
02/08/2012 11:00	0	0	684.7	684.7	684.7
02/08/2012 12:00	0	0	630.7	630.7	630.7
02/08/2012 13:00	0	0	668.6	668.6	668.6
02/08/2012 14:00	0	0	589	589	589
02/08/2012 15:00	0	0	711	711	711
02/08/2012 16:00	0	0	671.3	671.3	671.3
02/08/2012 17:00	0	0	884.3	884.3	884.3
02/08/2012 18:00	0	0	843.6	843.6	843.6
02/08/2012 19:00	0	0	720.4	720.4	720.4
02/08/2012 20:00	0	0	559	559	559
02/08/2012 21:00	0	0	600	600	600
02/08/2012 22:00	0	0	772.7	772.7	772.7
02/08/2012 23:00	0	0	892.2	892.2	892.2
02/09/2012 00:00	0	0	530.3	530.3	530.3
02/09/2012 01:00	0	0	598.7	598.7	598.7
02/09/2012 02:00	0	0	574.1	574.1	574.1
02/09/2012 03:00	0	0	659.3	659.3	659.3
02/09/2012 04:00	0	0	609.9	609.9	609.9
02/09/2012 05:00	0	0	634.7	634.7	634.7
02/09/2012 06:00	0	0	972.3	972.3	972.3
02/09/2012 07:00	0	0	868.6	868.6	868.6
02/09/2012 08:00	0	0	602.9	602.9	602.9
02/09/2012 09:00	0	0	646.8	646.8	646.8
02/09/2012 10:00	0	0	723.1	723.1	723.1
02/09/2012 11:00	0	0	728.7	728.7	728.7
02/09/2012 12:00	0	0	568.3	568.3	568.3
02/09/2012 13:00	0	0	667.2	667.2	667.2
02/09/2012 14:00	0	0	587.1	587.1	587.1
02/09/2012 15:00	0	0	570.6	570.6	570.6
02/09/2012 16:00	0	0	600.4	600.4	600.4
02/09/2012 17:00	0	0	804.2	804.2	804.2
02/09/2012 18:00	0	0	956.4	956.4	956.4
02/09/2012 19:00	0	0	804.3	804.3	804.3
02/09/2012 20:00	0	0	696.2	696.2	696.2
02/09/2012 21:00	0	0	534.9	534.9	534.9
02/09/2012 22:00	0	0	503.3	503.3	503.3
02/09/2012 23:00	0	0	611.6	611.6	611.6
02/10/2012 00:00	0	0	563.5	563.5	563.5
02/10/2012 01:00	0	0	594.9	594.9	594.9
02/10/2012 02:00	0	0	519.5	519.5	519.5
02/10/2012 03:00	0	0	595.3	595.3	595.3
02/10/2012 04:00	0	0	623	623	623
02/10/2012 05:00	0	0	717.9	717.9	717.9
02/10/2012 06:00	0	0	850	850	850
02/10/2012 07:00	0	0	872.9	872.9	872.9
02/10/2012 08:00	0	0	691.6	691.6	691.6
02/10/2012 09:00	0	0	648.2	648.2	648.2
02/10/2012 10:00	0	0	849.7	849.7	849.7
02/10/2012 11:00	0	0	999	999	999
02/10/2012 12:00	0	0	839.6	839.6	839.6
02/10/2012 13:00	0	0	626.4	626.4	626.4
02/10/2012 14:00	0	0	609.5	609.5	609.5
02/10/2012 15:00	0	0	830.5	830.5	830.5
02/10/2012 16:00	0	0	900.2	900.2	900.2

	Unit 1 (Part 75 Data)	Unit 1 (Part 60 Data)	Unit 2 (Part 75 Data)	Unit 2 (Part 60 Data)	Units 1&2 Combined
	SO2_LbPerHr	SO2_P60_LbPerHr	SO2_LbPerHr	SO2_P60_LbPerHr	(Part 60 Data)
	1H	1H	1H	1H	
Time	Value	Value	Value	Value	
02/10/2012 17:00	5.9	5	932.5	932.5	937.5
02/10/2012 18:00	13.9	12.9	708.8	708.8	721.7
02/10/2012 19:00	28.9	25.9	752.1	752.1	778
02/10/2012 20:00	8	7	749	749	756
02/10/2012 21:00	36.9	32.9	779.3	779.3	812.2
02/10/2012 22:00	36	32	756.6	756.6	788.6
02/10/2012 23:00	0	0	838.6	838.6	838.6
02/11/2012 00:00	0	0	655.4	655.4	655.4
02/11/2012 01:00	0	0	749.4	749.4	749.4
02/11/2012 02:00	0	0	726.1	726.1	726.1
02/11/2012 03:00	0	0	715.6	715.6	715.6
02/11/2012 04:00	2	2	687.1	687.1	689.1
02/11/2012 05:00	0	0	758.1	758.1	758.1
02/11/2012 06:00	8.1	7.1	776.3	776.3	783.4
02/11/2012 07:00	26.7	23.6	841.5	841.5	865.1
02/11/2012 08:00	34.9	31.8	793.9	793.9	825.7
02/11/2012 09:00	17.5	15.4	873.6	873.6	889
02/11/2012 10:00	18.4	16.2	783.6	783.6	799.8
02/11/2012 11:00	116.2	104.1	674.8	674.8	778.9
02/11/2012 12:00	303.6	273	788.2	788.2	1061.2
02/11/2012 13:00	601.5	541.9	828.6	828.6	1370.5
02/11/2012 14:00	632.9	568.9	792.8	792.8	1361.7
02/11/2012 15:00	710.7	639.8	854.9	854.9	1494.7
02/11/2012 16:00	656	590.2	827.1	827.1	1417.3
02/11/2012 17:00	834	751.4	889.5	889.5	1640.9
02/11/2012 18:00	1092.6	983.6	954.5	954.5	1938.1
02/11/2012 19:00	869.2	782.1	845.7	845.7	1627.8
02/11/2012 20:00	740.3	666.2	715.3	715.3	1381.5
02/11/2012 21:00	836.5	753.2	830.3	830.3	1583.5
02/11/2012 22:00	751.8	676.8	730	730	1406.8
02/11/2012 23:00	704.1	634.4	804.9	804.9	1439.3
02/12/2012 00:00	691.4	622.6	776.6	776.6	1399.2
02/12/2012 01:00	694.1	624	701.9	701.9	1325.9
02/12/2012 02:00	745.3	670	484.8	484.8	1154.8
02/12/2012 03:00	641.5	577.5	729.9	729.9	1307.4
02/12/2012 04:00	605.5	545.1	777.5	777.5	1322.6
02/12/2012 05:00	529.7	476	608.5	608.5	1084.5
02/12/2012 06:00	635.7	572.8	696.2	696.2	1269
02/12/2012 07:00	565.9	508.9	760.7	760.7	1269.6
02/12/2012 08:00	483.9	434.9	1105.7	1105.7	1540.6
02/12/2012 09:00	449	403.3	488.1	488.1	891.4
02/12/2012 10:00	472.5	425.4	349.7	349.7	775.1
02/12/2012 11:00	494.4	445.3	697.5	697.5	1142.8
02/12/2012 12:00	485.6	437.4	723.9	723.9	1161.3
02/12/2012 13:00	393.8	354.8	576.2	576.2	931
02/12/2012 14:00	445.7	400.4	565	565	965.4
02/12/2012 15:00	520.2	468.8	697.3	697.3	1166.1
02/12/2012 16:00	620	557.8	538.2	538.2	1096
02/12/2012 17:00	634	569.9	720.6	720.6	1290.5
02/12/2012 18:00	568.4	511	702.9	702.9	1213.9
02/12/2012 19:00	539.7	485.7	582.9	582.9	1068.6
02/12/2012 20:00	633.6	569.9	627	627	1196.9
02/12/2012 21:00	602.3	541.3	625.3	625.3	1166.6
02/12/2012 22:00	605.6	544.5	650.3	650.3	1194.8
02/12/2012 23:00	572.8	515	626.2	626.2	1141.2
02/13/2012 00:00	469.1	421.7	646.9	646.9	1068.6
02/13/2012 01:00	402.6	362.9	656.4	656.4	1019.3
02/13/2012 02:00	480.6	431.8	468.1	468.1	899.9
02/13/2012 03:00	521.3	469.3	619.5	619.5	1088.8
02/13/2012 04:00	592.4	533.4	576.9	576.9	1110.3
02/13/2012 05:00	526	473.4	655.3	655.3	1128.7
02/13/2012 06:00	532.5	479.3	744.2	744.2	1223.5
02/13/2012 07:00	338.7	305.6	628.1	628.1	933.7
02/13/2012 08:00	351.6	317.2	624.9	624.9	942.1
02/13/2012 09:00	598.7	538.6	722.5	722.5	1261.1

	Unit 1 (Part 75 Data)	Unit 1 (Part 60 Data)	Unit 2 (Part 75 Data)	Unit 2 (Part 60 Data)	Units 1&2 Combined
	SO2_LbPerHr	SO2_P60_LbPerHr	SO2_LbPerHr	SO2_P60_LbPerHr	(Part 60 Data)
	1H	1H	1H	1H	
Time	Value	Value	Value	Value	
02/13/2012 10:00	521.9	470.4	639.7	639.7	1110.1
02/13/2012 11:00	498.9	449.4	526.6	526.6	976
02/13/2012 12:00	479.9	431.4	501.3	501.3	932.7
02/13/2012 13:00	525.2	472	833	833	1305
02/13/2012 14:00	471.8	425.1	561	561	986.1
02/13/2012 15:00	521.4	468.7	744.5	744.5	1213.2
02/13/2012 16:00	493.5	444.5	680.7	680.7	1125.2
02/13/2012 17:00	460.8	414.5	592.2	592.2	1006.7
02/13/2012 18:00	648.1	583.3	807.5	807.5	1390.8
02/13/2012 19:00	470.9	424	751	751	1175
02/13/2012 20:00	528.7	476.4	660.8	660.8	1137.2
02/13/2012 21:00	596.7	537.6	575.6	575.6	1113.2
02/13/2012 22:00	444.1	399.7	582.9	582.9	982.6
02/13/2012 23:00	490.2	440.6	589.7	589.7	1030.3
02/14/2012 00:00	485	436.7	629.8	629.8	1066.5
02/14/2012 01:00	430	386.6	592.4	592.4	979
02/14/2012 02:00	442.5	398.8	538.2	538.2	937
02/14/2012 03:00	423.2	381	535	535	916
02/14/2012 04:00	426.5	384.1	589.5	589.5	973.6
02/14/2012 05:00	470.2	423.2	538.6	538.6	961.8
02/14/2012 06:00	568.1	511.1	863.7	863.7	1374.8
02/14/2012 07:00	658.2	593	733.1	733.1	1326.1
02/14/2012 08:00	570.1	513.1	712.9	712.9	1226
02/14/2012 09:00	714.9	643.8	685.9	685.9	1329.7
02/14/2012 10:00	699.2	630.1	711.6	711.6	1341.7
02/14/2012 11:00	666.2	599.2	938.9	938.9	1538.1
02/14/2012 12:00	676.2	609.4	1241.4	1241.4	1850.8
02/14/2012 13:00	721.8	649.9	1073	1073	1722.9
02/14/2012 14:00	674	606	803.1	803.1	1409.1
02/14/2012 15:00	691.3	623	747.7	747.7	1370.7
02/14/2012 16:00	698.6	628.3	794.3	794.3	1422.6
02/14/2012 17:00	633.2	569.3	803.1	803.1	1372.4
02/14/2012 18:00	720.8	649.3	903	903	1552.3
02/14/2012 19:00	616.9	555.1	849.5	849.5	1404.6
02/14/2012 20:00	648.7	584.6	685.8	685.8	1270.4
02/14/2012 21:00	718.4	647.2	754.1	754.1	1401.3
02/14/2012 22:00	686.4	617	845.2	845.2	1462.2
02/14/2012 23:00	670.9	603.2	638.8	638.8	1242
02/15/2012 00:00	543.9	489.3	634.7	634.7	1124
02/15/2012 01:00	474.1	426.8	621.5	621.5	1048.3
02/15/2012 02:00	418	375.8	587.3	587.3	963.1
02/15/2012 03:00	479.1	431.3	660.3	660.3	1091.6
02/15/2012 04:00	464.3	417.5	621.3	621.3	1038.8
02/15/2012 05:00	426	384	729.5	729.5	1113.5
02/15/2012 06:00	580.2	522.5	714.4	714.4	1236.9
02/15/2012 07:00	693.8	623.7	966.2	966.2	1589.9
02/15/2012 08:00	650.8	585.3	797.2	797.2	1382.5
02/15/2012 09:00	604	543.8	740	740	1283.8
02/15/2012 10:00	660	593.4	722.7	722.7	1316.1
02/15/2012 11:00	667	600.5	736.6	736.6	1337.1
02/15/2012 12:00	554	499.4	625.1	625.1	1124.5
02/15/2012 13:00	787.5	708.9	693.6	693.6	1402.5
02/15/2012 14:00	632.6	568.8	627.8	627.8	1196.6
02/15/2012 15:00	675.5	607.9	595.6	595.6	1203.5
02/15/2012 16:00	707.7	636.9	707.9	707.9	1344.8
02/15/2012 17:00	566.1	508.7	1052.2	1052.2	1560.9
02/15/2012 18:00	696.8	627.5	1120.9	1120.9	1748.4
02/15/2012 19:00	642	578.6	940.6	940.6	1519.2
02/15/2012 20:00	624.9	561.6	865	865	1426.6
02/15/2012 21:00	568.2	511.8	541.5	541.5	1053.3
02/15/2012 22:00	477.6	430.3	471.7	471.7	902
02/15/2012 23:00	465.4	418.3	511.1	511.1	929.4
02/16/2012 00:00	376.4	338.6	604	604	942.6
02/16/2012 01:00	383	344.3	527	527	871.3
02/16/2012 02:00	363.8	327.7	454.4	454.4	782.1

	Unit 1 (Part 75 Data)	Unit 1 (Part 60 Data)	Unit 2 (Part 75 Data)	Unit 2 (Part 60 Data)	Units 1&2 Combined
	SO2_LbPerHr	SO2_P60_LbPerHr	SO2_LbPerHr	SO2_P60_LbPerHr	(Part 60 Data)
	1H	1H	1H	1H	
Time	Value	Value	Value	Value	
02/16/2012 03:00	413.6	372.7	435.6	435.6	808.3
02/16/2012 04:00	375.1	337.2	454.3	454.3	791.5
02/16/2012 05:00	382.5	344.2	577.4	577.4	921.6
02/16/2012 06:00	448.8	403.6	796.1	796.1	1199.7
02/16/2012 07:00	522.7	470.5	807.9	807.9	1278.4
02/16/2012 08:00	429.4	386.8	609.2	609.2	996
02/16/2012 09:00	553.9	498.6	600.4	600.4	1099
02/16/2012 10:00	530.9	478.2	758.2	758.2	1236.4
02/16/2012 11:00	508.1	457.3	789.1	789.1	1246.4
02/16/2012 12:00	561.1	504.4	713.5	713.5	1217.9
02/16/2012 13:00	484.1	435.7	752.6	752.6	1188.3
02/16/2012 14:00	521.1	468.8	718.7	718.7	1187.5
02/16/2012 15:00	583.5	525.7	648.9	648.9	1174.6
02/16/2012 16:00	560.9	505.4	817.7	817.7	1323.1
02/16/2012 17:00	567.5	510.2	876	876	1386.2
02/16/2012 18:00	605.5	544.6	771.6	771.6	1316.2
02/16/2012 19:00	504.7	455	708.9	708.9	1163.9
02/16/2012 20:00	557.2	502	697.2	697.2	1199.2
02/16/2012 21:00	530.9	477.3	522.3	522.3	999.6
02/16/2012 22:00	491	442.4	581.2	581.2	1023.6
02/16/2012 23:00	465.7	418.7	571.8	571.8	990.5
02/17/2012 00:00	522.6	470.8	483.3	483.3	954.1
02/17/2012 01:00	479.6	432.2	492.6	492.6	924.8
02/17/2012 02:00	460	414.4	478.8	478.8	893.2
02/17/2012 03:00	537.4	483.5	481.2	481.2	964.7
02/17/2012 04:00	526.5	474.5	522.9	522.9	997.4
02/17/2012 05:00	488	439.2	665.4	665.4	1104.6
02/17/2012 06:00	542.6	489	750.2	750.2	1239.2
02/17/2012 07:00	497.3	447	725.1	725.1	1172.1
02/17/2012 08:00	492.6	443.8	554.8	554.8	998.6
02/17/2012 09:00	517.6	465.7	631.6	631.6	1097.3
02/17/2012 10:00	515.6	464.4	646.4	646.4	1110.8
02/17/2012 11:00	459.9	414.6	568.2	568.2	982.8
02/17/2012 12:00	486.3	437.4	620.3	620.3	1057.7
02/17/2012 13:00	490.1	440.9	458	458	898.9
02/17/2012 14:00	444.8	400.4	436.1	436.1	836.5
02/17/2012 15:00	386.9	348.7	423.1	423.1	771.8
02/17/2012 16:00	418.9	377.1	328.9	328.9	706
02/17/2012 17:00	377.8	339.4	215	215	554.4
02/17/2012 18:00	402.9	362	199	199	561
02/17/2012 19:00	409	367.6	216.6	216.6	584.2
02/17/2012 20:00	404.5	364.7	0	0	364.7
02/17/2012 21:00	452.3	407.6	0	0	407.6
02/17/2012 22:00	455	408.9	0	0	408.9
02/17/2012 23:00	490.9	441.6	0	0	441.6
02/18/2012 00:00	482.5	434.1	0	0	434.1
02/18/2012 01:00	469.1	421.5	0	0	421.5
02/18/2012 02:00	496.6	447.5	0	0	447.5
02/18/2012 03:00	501.7	451.2	0	0	451.2
02/18/2012 04:00	516	463.7	0	0	463.7
02/18/2012 05:00	399.4	360.1	0	0	360.1
02/18/2012 06:00	534	480.4	0	0	480.4
02/18/2012 07:00	505.3	454.1	0	0	454.1
02/18/2012 08:00	519.3	466.6	0	0	466.6
02/18/2012 09:00	515.4	463.8	0	0	463.8
02/18/2012 10:00	484.2	435.3	0	0	435.3
02/18/2012 11:00	495.8	446.6	0	0	446.6
02/18/2012 12:00	448	402.6	0	0	402.6
02/18/2012 13:00	399.3	359.2	0	0	359.2
02/18/2012 14:00	390.6	351.7	0	0	351.7
02/18/2012 15:00	402.9	362.7	0	0	362.7
02/18/2012 16:00	390.5	351.5	0	0	351.5
02/18/2012 17:00	491.2	441.5	0	0	441.5
02/18/2012 18:00	578.9	521.7	0	0	521.7
02/18/2012 19:00	400.4	360.3	0	0	360.3

	Unit 1 (Part 75 Data)	Unit 1 (Part 60 Data)	Unit 2 (Part 75 Data)	Unit 2 (Part 60 Data)	Units 1&2 Combined
	SO2_LbPerHr	SO2_P60_LbPerHr	SO2_LbPerHr	SO2_P60_LbPerHr	(Part 60 Data)
	1H	1H	1H	1H	
Time	Value	Value	Value	Value	
02/18/2012 20:00	460.5	414.1	0	0	414.1
02/18/2012 21:00	466.9	420.1	0	0	420.1
02/18/2012 22:00	335.2	301.7	0	0	301.7
02/18/2012 23:00	415.8	374.9	0	0	374.9
02/19/2012 00:00	333.6	300.2	0	0	300.2
02/19/2012 01:00	339.3	305.1	0	0	305.1
02/19/2012 02:00	319.7	287.2	0	0	287.2
02/19/2012 03:00	365.9	329.1	0	0	329.1
02/19/2012 04:00	455.9	409.8	0	0	409.8
02/19/2012 05:00	389.2	349.8	0	0	349.8
02/19/2012 06:00	475.9	428.6	0	0	428.6
02/19/2012 07:00	468.2	421.6	0	0	421.6
02/19/2012 08:00	508.1	457.5	0	0	457.5
02/19/2012 09:00	620.1	558.8	0	0	558.8
02/19/2012 10:00	472.6	425.5	0	0	425.5
02/19/2012 11:00	531.5	478.2	0	0	478.2
02/19/2012 12:00	571.1	514	0	0	514
02/19/2012 13:00	488.4	438.8	0	0	438.8
02/19/2012 14:00	445.8	401.9	0	0	401.9
02/19/2012 15:00	528.2	476	0	0	476
02/19/2012 16:00	490.6	441.5	0	0	441.5
02/19/2012 17:00	484.2	436.4	0	0	436.4
02/19/2012 18:00	614.8	553.7	0	0	553.7
02/19/2012 19:00	683.4	615.9	0	0	615.9
02/19/2012 20:00	558.1	501.7	0	0	501.7
02/19/2012 21:00	671.1	603.5	0	0	603.5
02/19/2012 22:00	607.7	547.5	0	0	547.5
02/19/2012 23:00	496.4	446.6	0	0	446.6
02/20/2012 00:00	594.4	534.6	0	0	534.6
02/20/2012 01:00	594.9	535.8	0	0	535.8
02/20/2012 02:00	558.3	503.2	0	0	503.2
02/20/2012 03:00	549.2	493.9	0	0	493.9
02/20/2012 04:00	641.8	578.3	0	0	578.3
02/20/2012 05:00	505.5	455.3	0	0	455.3
02/20/2012 06:00	596.3	536.1	0	0	536.1
02/20/2012 07:00	740.3	666.8	0	0	666.8
02/20/2012 08:00	575.9	518.5	0	0	518.5
02/20/2012 09:00	443.5	398.6	0	0	398.6
02/20/2012 10:00	780.3	702.7	0	0	702.7
02/20/2012 11:00	453.6	407.5	0	0	407.5
02/20/2012 12:00	804.2	723.4	0	0	723.4
02/20/2012 13:00	586.6	527.1	0	0	527.1
02/20/2012 14:00	409	367.5	0	0	367.5
02/20/2012 15:00	630.6	567	0	0	567
02/20/2012 16:00	569.8	512.7	0	0	512.7
02/20/2012 17:00	550	495.7	0	0	495.7
02/20/2012 18:00	827.7	745.3	0	0	745.3
02/20/2012 19:00	563	506.5	0	0	506.5
02/20/2012 20:00	625.1	562	0	0	562
02/20/2012 21:00	658.8	593.8	0	0	593.8
02/20/2012 22:00	499.2	450.1	0	0	450.1
02/20/2012 23:00	447.9	403.3	0	0	403.3
02/21/2012 00:00	637.3	573.5	0	0	573.5
02/21/2012 01:00	473.2	425.9	0	0	425.9
02/21/2012 02:00	479.3	431.5	0	0	431.5
02/21/2012 03:00	540.8	486.4	0	0	486.4
02/21/2012 04:00	539.9	485.6	0	0	485.6
02/21/2012 05:00	637.7	573.9	0	0	573.9
02/21/2012 06:00	667.6	601.1	0	0	601.1
02/21/2012 07:00	487.1	439	0	0	439
02/21/2012 08:00	485.1	437	0	0	437
02/21/2012 09:00	588.4	530.4	0	0	530.4
02/21/2012 10:00	691.2	621.3	0	0	621.3
02/21/2012 11:00	581.2	523.5	0	0	523.5
02/21/2012 12:00	558.8	503.8	0	0	503.8

	Unit 1 (Part 75 Data)	Unit 1 (Part 60 Data)	Unit 2 (Part 75 Data)	Unit 2 (Part 60 Data)	Units 1&2 Combined
	SO2_LbPerHr	SO2_P60_LbPerHr	SO2_LbPerHr	SO2_P60_LbPerHr	(Part 60 Data)
	1H	1H	1H	1H	
Time	Value	Value	Value	Value	
02/21/2012 13:00	561.8	506.4	0	0	506.4
02/21/2012 14:00	536	481.8	0	0	481.8
02/21/2012 15:00	543.8	489.8	0	0	489.8
02/21/2012 16:00	489.6	441.4	0	0	441.4
02/21/2012 17:00	623.1	561.6	0	0	561.6
02/21/2012 18:00	494.4	444.8	0	0	444.8
02/21/2012 19:00	587.3	529	0	0	529
02/21/2012 20:00	594.9	534.6	0	0	534.6
02/21/2012 21:00	570.8	513.3	0	0	513.3
02/21/2012 22:00	417	374.7	0	0	374.7
02/21/2012 23:00	427.5	384.1	0	0	384.1
02/22/2012 00:00	513.4	462.4	0	0	462.4
02/22/2012 01:00	413	371.7	0	0	371.7
02/22/2012 02:00	422.9	380.8	0	0	380.8
02/22/2012 03:00	434.6	390.8	0	0	390.8
02/22/2012 04:00	490.8	441.8	0	0	441.8
02/22/2012 05:00	424.3	381.8	0	0	381.8
02/22/2012 06:00	622.2	560	0	0	560
02/22/2012 07:00	581.5	524.2	0	0	524.2
02/22/2012 08:00	456.5	410.4	0	0	410.4
02/22/2012 09:00	553.3	498.8	0	0	498.8
02/22/2012 10:00	620.8	557.9	0	0	557.9
02/22/2012 11:00	554.6	498.7	0	0	498.7
02/22/2012 12:00	555.3	499.8	0	0	499.8
02/22/2012 13:00	529.5	476.5	0	0	476.5
02/22/2012 14:00	504.9	454	0	0	454
02/22/2012 15:00	555.5	500.8	0	0	500.8
02/22/2012 16:00	491	441.1	0	0	441.1
02/22/2012 17:00	494.3	444.3	0	0	444.3
02/22/2012 18:00	486.2	438.3	0	0	438.3
02/22/2012 19:00	496.3	446.5	0	0	446.5
02/22/2012 20:00	432.2	388.6	0	0	388.6
02/22/2012 21:00	455.4	409.1	0	0	409.1
02/22/2012 22:00	366.9	330.3	0	0	330.3
02/22/2012 23:00	422.7	380.1	0	0	380.1
02/23/2012 00:00	433.4	389.5	0	0	389.5
02/23/2012 01:00	313.9	283	0	0	283
02/23/2012 02:00	356.1	321.1	0	0	321.1
02/23/2012 03:00	313.1	282.3	0	0	282.3
02/23/2012 04:00	372.2	334.7	0	0	334.7
02/23/2012 05:00	402.1	361.3	0	0	361.3
02/23/2012 06:00	434.7	390.6	0	0	390.6
02/23/2012 07:00	495.9	445.7	0	0	445.7
02/23/2012 08:00	487.5	439.5	0	0	439.5
02/23/2012 09:00	446.2	401.8	0	0	401.8
02/23/2012 10:00	617.1	555.4	0	0	555.4
02/23/2012 11:00	530.9	477.2	0	0	477.2
02/23/2012 12:00	377.6	340.3	0	0	340.3
02/23/2012 13:00	551.5	495.7	0	0	495.7
02/23/2012 14:00	525	472.8	0	0	472.8
02/23/2012 15:00	459.3	413	0	0	413
02/23/2012 16:00	496.4	447	0	0	447
02/23/2012 17:00	448.1	403.5	0	0	403.5
02/23/2012 18:00	588.6	530.4	0	0	530.4
02/23/2012 19:00	481.3	432.8	0	0	432.8
02/23/2012 20:00	534.4	480.6	0	0	480.6
02/23/2012 21:00	412.2	370.3	0	0	370.3
02/23/2012 22:00	223.9	200.9	0	0	200.9
02/23/2012 23:00	366.2	330.2	0	0	330.2
02/24/2012 00:00	362.7	326.7	0	0	326.7
02/24/2012 01:00	331.6	298.5	0	0	298.5
02/24/2012 02:00	364.7	328.2	0	0	328.2
02/24/2012 03:00	370.7	333.8	0	0	333.8
02/24/2012 04:00	411.1	369.9	0	0	369.9
02/24/2012 05:00	449.9	405.1	0	0	405.1

	Unit 1 (Part 75 Data)	Unit 1 (Part 60 Data)	Unit 2 (Part 75 Data)	Unit 2 (Part 60 Data)	Units 1&2 Combined
	SO2_LbPerHr	SO2_P60_LbPerHr	SO2_LbPerHr	SO2_P60_LbPerHr	(Part 60 Data)
	1H	1H	1H	1H	
Time	Value	Value	Value	Value	
02/24/2012 06:00	478.9	430.5	0	0	430.5
02/24/2012 07:00	441.1	397.1	0	0	397.1
02/24/2012 08:00	613.3	552.6	0	0	552.6
02/24/2012 09:00	525.6	473.1	0	0	473.1
02/24/2012 10:00	473.5	426.7	0	0	426.7
02/24/2012 11:00	512.1	461.2	0	0	461.2
02/24/2012 12:00	547.2	492.6	0	0	492.6
02/24/2012 13:00	519.3	466.6	0	0	466.6
02/24/2012 14:00	463.3	416.9	0	0	416.9
02/24/2012 15:00	487.8	438.4	0	0	438.4
02/24/2012 16:00	398.8	359.1	0	0	359.1
02/24/2012 17:00	261.7	235.7	0	0	235.7
02/24/2012 18:00	316.9	285.9	0	0	285.9
02/24/2012 19:00	311.7	280.7	0	0	280.7
02/24/2012 20:00	412.5	372	0	0	372
02/24/2012 21:00	507.3	456.4	0	0	456.4
02/24/2012 22:00	356.3	320	0	0	320
02/24/2012 23:00	360.4	324.2	0	0	324.2
02/25/2012 00:00	356.5	320.3	0	0	320.3
02/25/2012 01:00	270.2	243.3	0	0	243.3
02/25/2012 02:00	211.1	189.3	0	0	189.3
02/25/2012 03:00	175.2	158.1	0	0	158.1
02/25/2012 04:00	168.9	151.5	0	0	151.5
02/25/2012 05:00	228.9	205.8	0	0	205.8
02/25/2012 06:00	305	274.5	0	0	274.5
02/25/2012 07:00	293.7	265	0	0	265
02/25/2012 08:00	350.7	315.9	0	0	315.9
02/25/2012 09:00	445.4	400.2	0	0	400.2
02/25/2012 10:00	331.7	299.3	0	0	299.3
02/25/2012 11:00	382.1	343.4	0	0	343.4
02/25/2012 12:00	343.8	308.6	0	0	308.6
02/25/2012 13:00	355.9	319.6	0	0	319.6
02/25/2012 14:00	367.7	330.2	0	0	330.2
02/25/2012 15:00	347.8	312.9	0	0	312.9
02/25/2012 16:00	431.8	388.4	0	0	388.4
02/25/2012 17:00	382.5	343.7	0	0	343.7
02/25/2012 18:00	491.5	442.3	0	0	442.3
02/25/2012 19:00	392.4	353.9	0	0	353.9
02/25/2012 20:00	392.5	352.5	0	0	352.5
02/25/2012 21:00	382.4	344.9	0	0	344.9
02/25/2012 22:00	434.1	390.9	0	0	390.9
02/25/2012 23:00	307	277	0	0	277
02/26/2012 00:00	399.1	359.4	0	0	359.4
02/26/2012 01:00	359.1	323	0	0	323
02/26/2012 02:00	355.3	319.3	0	0	319.3
02/26/2012 03:00	384.8	346.1	0	0	346.1
02/26/2012 04:00	390.9	352.3	0	0	352.3
02/26/2012 05:00	335.4	301.2	0	0	301.2
02/26/2012 06:00	392.5	354	0	0	354
02/26/2012 07:00	341.3	307.8	0	0	307.8
02/26/2012 08:00	319.2	287.8	0	0	287.8
02/26/2012 09:00	377.6	339.3	0	0	339.3
02/26/2012 10:00	320.9	288.6	0	0	288.6
02/26/2012 11:00	288.1	259.3	0	0	259.3
02/26/2012 12:00	361.3	325.8	0	0	325.8
02/26/2012 13:00	293.7	264.5	0	0	264.5
02/26/2012 14:00	317.6	285.5	0	0	285.5
02/26/2012 15:00	317.8	286.7	0	0	286.7
02/26/2012 16:00	302.5	271.6	0	0	271.6
02/26/2012 17:00	297.6	267.4	0	0	267.4
02/26/2012 18:00	385.4	346.9	0	0	346.9
02/26/2012 19:00	402.6	363.1	0	0	363.1
02/26/2012 20:00	463	416.7	0	0	416.7
02/26/2012 21:00	364.8	328.4	0	0	328.4
02/26/2012 22:00	371	333.2	0	0	333.2

	Unit 1 (Part 75 Data)	Unit 1 (Part 60 Data)	Unit 2 (Part 75 Data)	Unit 2 (Part 60 Data)	Units 1&2 Combined
	SO2_LbPerHr	SO2_P60_LbPerHr	SO2_LbPerHr	SO2_P60_LbPerHr	(Part 60 Data)
	1H	1H	1H	1H	
Time	Value	Value	Value	Value	
02/26/2012 23:00	373.6	336.6	0	0	336.6
02/27/2012 00:00	358.5	322.5	0	0	322.5
02/27/2012 01:00	338.2	303.7	0	0	303.7
02/27/2012 02:00	324.5	291.7	0	0	291.7
02/27/2012 03:00	314.8	283.5	0	0	283.5
02/27/2012 04:00	270.3	243.8	0	0	243.8
02/27/2012 05:00	304.6	273.6	0	0	273.6
02/27/2012 06:00	370.8	333.1	0	0	333.1
02/27/2012 07:00	429.7	387	0	0	387
02/27/2012 08:00	294.5	265.2	0	0	265.2
02/27/2012 09:00	537.5	484.2	0	0	484.2
02/27/2012 10:00	380.2	341.8	0	0	341.8
02/27/2012 11:00	373.4	335.5	0	0	335.5
02/27/2012 12:00	392.3	352.7	0	0	352.7
02/27/2012 13:00	371.2	333.6	0	0	333.6
02/27/2012 14:00	340.8	307.4	0	0	307.4
02/27/2012 15:00	363.8	327.5	0	0	327.5
02/27/2012 16:00	350.6	315.7	0	0	315.7
02/27/2012 17:00	343	308.2	0	0	308.2
02/27/2012 18:00	489.5	441.2	0	0	441.2
02/27/2012 19:00	442	397.4	0	0	397.4
02/27/2012 20:00	388.3	349.1	0	0	349.1
02/27/2012 21:00	441	396.7	0	0	396.7
02/27/2012 22:00	359.1	322.5	0	0	322.5
02/27/2012 23:00	326	294	0	0	294
02/28/2012 00:00	268.6	242.2	0	0	242.2
02/28/2012 01:00	202.9	182.3	0	0	182.3
02/28/2012 02:00	189.2	170.5	0	0	170.5
02/28/2012 03:00	0	0	0	0	0
02/28/2012 04:00	0	0	0	0	0
02/28/2012 05:00	0	0	0	0	0
02/28/2012 06:00	0	0	0	0	0
02/28/2012 07:00	0	0	0	0	0
02/28/2012 08:00	0	0	0	0	0
02/28/2012 09:00	0	0	0	0	0
02/28/2012 10:00	0	0	0	0	0
02/28/2012 11:00	0	0	0	0	0
02/28/2012 12:00	0	0	0	0	0
02/28/2012 13:00	0	0	0	0	0
02/28/2012 14:00	0	0	0	0	0
02/28/2012 15:00	0	0	0	0	0
02/28/2012 16:00	0	0	0	0	0
02/28/2012 17:00	0	0	0	0	0
02/28/2012 18:00	0	0	0	0	0
02/28/2012 19:00	0	0	0	0	0
02/28/2012 20:00	0	0	0	0	0
02/28/2012 21:00	0	0	0	0	0
02/28/2012 22:00	0	0	0	0	0
02/28/2012 23:00	0	0	0	0	0
02/29/2012 00:00	0	0	0	0	0
02/29/2012 01:00	0	0	0	0	0
02/29/2012 02:00	0	0	0	0	0
02/29/2012 03:00	0	0	0	0	0
02/29/2012 04:00	0	0	0	0	0
02/29/2012 05:00	0	0	0	0	0
02/29/2012 06:00	0	0	0	0	0
02/29/2012 07:00	0	0	0	0	0
02/29/2012 08:00	0	0	0	0	0
02/29/2012 09:00	0	0	0	0	0
02/29/2012 10:00	0	0	0	0	0
02/29/2012 11:00	0	0	0	0	0
02/29/2012 12:00	0	0	0	0	0
02/29/2012 13:00	0	0	0	0	0
02/29/2012 14:00	0	0	0	0	0
02/29/2012 15:00	0	0	0	0	0

	Unit 1 (Part 75 Data)	Unit 1 (Part 60 Data)	Unit 2 (Part 75 Data)	Unit 2 (Part 60 Data)	Units 1&2 Combined
	SO2_LbPerHr	SO2_P60_LbPerHr	SO2_LbPerHr	SO2_P60_LbPerHr	(Part 60 Data)
	1H	1H	1H	1H	
Time	Value	Value	Value	Value	
02/29/2012 16:00	0	0	0	0	0
02/29/2012 17:00	0	0	0	0	0
02/29/2012 18:00	0	0	0	0	0
02/29/2012 19:00	0	0	0	0	0
02/29/2012 20:00	0	0	0	0	0
02/29/2012 21:00	0	0	0	0	0
02/29/2012 22:00	0	0	0	0	0
02/29/2012 23:00	0	0	0	0	0
03/01/2012 00:00	0	0	0	0	0
03/01/2012 01:00	0	0	0	0	0
03/01/2012 02:00	0	0	0	0	0
03/01/2012 03:00	0	0	0	0	0
03/01/2012 04:00	0	0	0	0	0
03/01/2012 05:00	0	0	0	0	0
03/01/2012 06:00	0	0	0	0	0
03/01/2012 07:00	0	0	0	0	0
03/01/2012 08:00	0	0	0	0	0
03/01/2012 09:00	0	0	0	0	0
03/01/2012 10:00	0	0	0	0	0
03/01/2012 11:00	0	0	0	0	0
03/01/2012 12:00	0	0	0	0	0
03/01/2012 13:00	0	0	0	0	0
03/01/2012 14:00	0	0	0	0	0
03/01/2012 15:00	0	0	0	0	0
03/01/2012 16:00	0	0	0	0	0
03/01/2012 17:00	0	0	0	0	0
03/01/2012 18:00	0	0	0	0	0
03/01/2012 19:00	0	0	0	0	0
03/01/2012 20:00	0	0	0	0	0
03/01/2012 21:00	0	0	0	0	0
03/01/2012 22:00	0	0	0	0	0
03/01/2012 23:00	0	0	0	0	0
03/02/2012 00:00	0	0	0	0	0
03/02/2012 01:00	0	0	0	0	0
03/02/2012 02:00	0	0	0	0	0
03/02/2012 03:00	0	0	0	0	0
03/02/2012 04:00	0	0	0	0	0
03/02/2012 05:00	0	0	0	0	0
03/02/2012 06:00	0	0	0	0	0
03/02/2012 07:00	0	0	0	0	0
03/02/2012 08:00	0	0	0	0	0
03/02/2012 09:00	0	0	0	0	0
03/02/2012 10:00	0	0	0	0	0
03/02/2012 11:00	0	0	0	0	0
03/02/2012 12:00	0	0	0	0	0
03/02/2012 13:00	0	0	0	0	0
03/02/2012 14:00	0	0	0	0	0
03/02/2012 15:00	0	0	0	0	0
03/02/2012 16:00	0	0	0	0	0
03/02/2012 17:00	0	0	0	0	0
03/02/2012 18:00	0	0	0	0	0
03/02/2012 19:00	0	0	0	0	0
03/02/2012 20:00	0	0	0	0	0
03/02/2012 21:00	0	0	0	0	0
03/02/2012 22:00	0	0	0	0	0
03/02/2012 23:00	0	0	0	0	0
03/03/2012 00:00	0	0	0	0	0
03/03/2012 01:00	0	0	0	0	0
03/03/2012 02:00	0	0	0	0	0
03/03/2012 03:00	0	0	0	0	0
03/03/2012 04:00	0	0	0	0	0
03/03/2012 05:00	0	0	0	0	0
03/03/2012 06:00	0	0	0	0	0
03/03/2012 07:00	0	0	0	0	0
03/03/2012 08:00	0	0	0	0	0

	Unit 1 (Part 75 Data)	Unit 1 (Part 60 Data)	Unit 2 (Part 75 Data)	Unit 2 (Part 60 Data)	Units 1&2 Combined
	SO2_LbPerHr	SO2_P60_LbPerHr	SO2_LbPerHr	SO2_P60_LbPerHr	(Part 60 Data)
	1H	1H	1H	1H	
Time	Value	Value	Value	Value	
03/03/2012 09:00	0	0	0	0	0
03/03/2012 10:00	0	0	0	0	0
03/03/2012 11:00	0	0	0	0	0
03/03/2012 12:00	0	0	0	0	0
03/03/2012 13:00	0	0	0	0	0
03/03/2012 14:00	0	0	0	0	0
03/03/2012 15:00	0	0	0	0	0
03/03/2012 16:00	0	0	0	0	0
03/03/2012 17:00	0	0	0	0	0
03/03/2012 18:00	0	0	0	0	0
03/03/2012 19:00	0	0	0	0	0
03/03/2012 20:00	0	0	0	0	0
03/03/2012 21:00	0	0	0	0	0
03/03/2012 22:00	0	0	0	0	0
03/03/2012 23:00	0	0	0	0	0
03/04/2012 00:00	0	0	0	0	0
03/04/2012 01:00	0	0	0	0	0
03/04/2012 02:00	0	0	0	0	0
03/04/2012 03:00	0	0	0	0	0
03/04/2012 04:00	0	0	0	0	0
03/04/2012 05:00	0	0	0	0	0
03/04/2012 06:00	0	0	0	0	0
03/04/2012 07:00	0	0	0	0	0
03/04/2012 08:00	0	0	0	0	0
03/04/2012 09:00	0	0	0	0	0
03/04/2012 10:00	0	0	0	0	0
03/04/2012 11:00	0	0	0	0	0
03/04/2012 12:00	1.9	0	0	0	0
03/04/2012 13:00	24.7	0	0	0	0
03/04/2012 14:00	29.4	0	0	0	0
03/04/2012 15:00	22.8	0	0	0	0
03/04/2012 16:00	50.3	0	0	0	0
03/04/2012 17:00	56	0	0	0	0
03/04/2012 18:00	55.2	49.6	0	0	49.6
03/04/2012 19:00	57.6	52	0	0	52
03/04/2012 20:00	90	81.1	0	0	81.1
03/04/2012 21:00	123.6	111.1	0	0	111.1
03/04/2012 22:00	142.4	128.2	0	0	128.2
03/04/2012 23:00	144.8	130.1	0	0	130.1
03/05/2012 00:00	133.2	120.2	0	0	120.2
03/05/2012 01:00	141.6	127	0	0	127
03/05/2012 02:00	117.8	105.9	0	0	105.9
03/05/2012 03:00	303.5	272.8	0	0	272.8
03/05/2012 04:00	456.9	410.6	0	0	410.6
03/05/2012 05:00	330.2	297	0	0	297
03/05/2012 06:00	649.7	585.1	0	0	585.1
03/05/2012 07:00	398.5	357.8	0	0	357.8
03/05/2012 08:00	313.2	281	0	0	281
03/05/2012 09:00	478.2	431.1	0	0	431.1
03/05/2012 10:00	356.1	319.7	0	0	319.7
03/05/2012 11:00	403.1	362	0	0	362
03/05/2012 12:00	728.3	654.7	0	0	654.7
03/05/2012 13:00	2283.4	2055.6	0	0	2055.6
03/05/2012 14:00	1217.2	1095.6	0	0	1095.6
03/05/2012 15:00	1379.8	1242.8	0	0	1242.8
03/05/2012 16:00	315.7	284.5	0	0	284.5
03/05/2012 17:00	351.3	316.4	0	0	316.4
03/05/2012 18:00	396.4	357.1	0	0	357.1
03/05/2012 19:00	482	434.7	0	0	434.7
03/05/2012 20:00	376.3	339.3	0	0	339.3
03/05/2012 21:00	493.4	443.2	0	0	443.2
03/05/2012 22:00	321.9	290.1	0	0	290.1
03/05/2012 23:00	547.1	492.8	0	0	492.8
03/06/2012 00:00	313.8	283	0	0	283
03/06/2012 01:00	421.2	379.6	0	0	379.6

	Unit 1 (Part 75 Data)	Unit 1 (Part 60 Data)	Unit 2 (Part 75 Data)	Unit 2 (Part 60 Data)	Units 1&2 Combined
	SO2_LbPerHr	SO2_P60_LbPerHr	SO2_LbPerHr	SO2_P60_LbPerHr	(Part 60 Data)
	1H	1H	1H	1H	
Time	Value	Value	Value	Value	
03/06/2012 02:00	432	389.6	0	0	389.6
03/06/2012 03:00	396.7	357.6	0	0	357.6
03/06/2012 04:00	327.7	295.4	0	0	295.4
03/06/2012 05:00	391.1	352.5	0	0	352.5
03/06/2012 06:00	519.8	468.6	0	0	468.6
03/06/2012 07:00	434.3	390.9	0	0	390.9
03/06/2012 08:00	404.5	363.6	0	0	363.6
03/06/2012 09:00	424.2	382.6	0	0	382.6
03/06/2012 10:00	388.7	350.6	0	0	350.6
03/06/2012 11:00	444	399	0	0	399
03/06/2012 12:00	380.1	341.9	0	0	341.9
03/06/2012 13:00	392.4	353	0	0	353
03/06/2012 14:00	383.3	344.4	0	0	344.4
03/06/2012 15:00	320.6	288.2	0	0	288.2
03/06/2012 16:00	204.6	183.8	0	0	183.8
03/06/2012 17:00	216.4	194.9	0	0	194.9
03/06/2012 18:00	302.2	272	0	0	272
03/06/2012 19:00	306	275	0	0	275
03/06/2012 20:00	185	166.1	0	0	166.1
03/06/2012 21:00	351.8	316.6	0	0	316.6
03/06/2012 22:00	152.9	137.6	0	0	137.6
03/06/2012 23:00	236.1	213.2	0	0	213.2
03/07/2012 00:00	149.8	134.9	0	0	134.9
03/07/2012 01:00	87.8	78.4	0	0	78.4
03/07/2012 02:00	89.3	79.9	0	0	79.9
03/07/2012 03:00	143.5	128.8	0	0	128.8
03/07/2012 04:00	177.6	160.5	0	0	160.5
03/07/2012 05:00	204.2	183.4	0	0	183.4
03/07/2012 06:00	329	296.1	0	0	296.1
03/07/2012 07:00	357.5	322	0	0	322
03/07/2012 08:00	242.4	217.6	0	0	217.6
03/07/2012 09:00	306.3	275.2	0	0	275.2
03/07/2012 10:00	327.8	294.7	0	0	294.7
03/07/2012 11:00	298.7	269.2	0	0	269.2
03/07/2012 12:00	263.1	236.4	0	0	236.4
03/07/2012 13:00	302.9	272.6	0	0	272.6
03/07/2012 14:00	255.7	229.6	0	0	229.6
03/07/2012 15:00	237.2	213.2	0	0	213.2
03/07/2012 16:00	284.1	255.1	0	0	255.1
03/07/2012 17:00	329.2	296.1	0	0	296.1
03/07/2012 18:00	439.2	395.3	0	0	395.3
03/07/2012 19:00	222.2	200.2	0	0	200.2
03/07/2012 20:00	260.2	234	0	0	234
03/07/2012 21:00	209.6	188.2	0	0	188.2
03/07/2012 22:00	171.5	154.5	0	0	154.5
03/07/2012 23:00	140.6	126.6	0	0	126.6
03/08/2012 00:00	156.5	141.4	0	0	141.4
03/08/2012 01:00	165.9	149.4	0	0	149.4
03/08/2012 02:00	196.5	177	0	0	177
03/08/2012 03:00	222.9	200.3	0	0	200.3
03/08/2012 04:00	240.5	216.6	0	0	216.6
03/08/2012 05:00	237.6	213.5	0	0	213.5
03/08/2012 06:00	254.5	229.5	0	0	229.5
03/08/2012 07:00	362.8	326.4	0	0	326.4
03/08/2012 08:00	457.3	410.9	0	0	410.9
03/08/2012 09:00	324.6	291.8	0	0	291.8
03/08/2012 10:00	287.8	258.3	0	0	258.3
03/08/2012 11:00	449.1	404.9	0	0	404.9
03/08/2012 12:00	316.4	284.9	0	0	284.9
03/08/2012 13:00	346.5	311.2	0	0	311.2
03/08/2012 14:00	297.9	268.4	0	0	268.4
03/08/2012 15:00	350.9	315.3	0	0	315.3
03/08/2012 16:00	349.5	315	0	0	315
03/08/2012 17:00	308.8	278	0	0	278
03/08/2012 18:00	435.3	391.1	0	0	391.1

	Unit 1 (Part 75 Data)	Unit 1 (Part 60 Data)	Unit 2 (Part 75 Data)	Unit 2 (Part 60 Data)	Units 1&2 Combined
	SO2_LbPerHr	SO2_P60_LbPerHr	SO2_LbPerHr	SO2_P60_LbPerHr	(Part 60 Data)
	1H	1H	1H	1H	
Time	Value	Value	Value	Value	
03/08/2012 19:00	358.5	323.2	0	0	323.2
03/08/2012 20:00	222.6	199.6	0	0	199.6
03/08/2012 21:00	447.9	403.5	0	0	403.5
03/08/2012 22:00	252.2	226.3	0	0	226.3
03/08/2012 23:00	219.9	197.7	0	0	197.7
03/09/2012 00:00	301	270.4	0	0	270.4
03/09/2012 01:00	260.1	233.9	0	0	233.9
03/09/2012 02:00	276	248.3	0	0	248.3
03/09/2012 03:00	284.7	256.7	0	0	256.7
03/09/2012 04:00	293.1	263.5	0	0	263.5
03/09/2012 05:00	287.8	259.6	0	0	259.6
03/09/2012 06:00	347.7	312.9	0	0	312.9
03/09/2012 07:00	376.9	339.7	0	0	339.7
03/09/2012 08:00	451.3	406.5	0	0	406.5
03/09/2012 09:00	514.2	463.1	0	0	463.1
03/09/2012 10:00	507	455.9	0	0	455.9
03/09/2012 11:00	521.7	469.9	0	0	469.9
03/09/2012 12:00	440.1	396.6	0	0	396.6
03/09/2012 13:00	488.6	440.1	0	0	440.1
03/09/2012 14:00	446.8	402.3	0	0	402.3
03/09/2012 15:00	400.2	360.1	0	0	360.1
03/09/2012 16:00	313.1	281.3	0	0	281.3
03/09/2012 17:00	358.9	323	0	0	323
03/09/2012 18:00	416	374.2	0	0	374.2
03/09/2012 19:00	386.8	347.9	0	0	347.9
03/09/2012 20:00	334.1	300.9	0	0	300.9
03/09/2012 21:00	425.5	383.3	0	0	383.3
03/09/2012 22:00	386.6	347.6	0	0	347.6
03/09/2012 23:00	256.1	231	0	0	231
03/10/2012 00:00	590.2	530.6	0	0	530.6
03/10/2012 01:00	352	317.1	0	0	317.1
03/10/2012 02:00	341.6	308.2	0	0	308.2
03/10/2012 03:00	342	308.3	0	0	308.3
03/10/2012 04:00	464.2	418.5	0	0	418.5
03/10/2012 05:00	442.6	397.8	0	0	397.8
03/10/2012 06:00	457.7	412.3	0	0	412.3
03/10/2012 07:00	452.6	408.1	0	0	408.1
03/10/2012 08:00	456.8	410.9	0	0	410.9
03/10/2012 09:00	583.6	524.9	0	0	524.9
03/10/2012 10:00	525.7	472.9	0	0	472.9
03/10/2012 11:00	494.4	444.2	0	0	444.2
03/10/2012 12:00	349.1	314	0	0	314
03/10/2012 13:00	505.4	454.4	0	0	454.4
03/10/2012 14:00	386.8	348.3	0	0	348.3
03/10/2012 15:00	351.3	316	0	0	316
03/10/2012 16:00	457.5	412.2	0	0	412.2
03/10/2012 17:00	358.1	322	0	0	322
03/10/2012 18:00	494.8	445.5	0	0	445.5
03/10/2012 19:00	467.7	421.7	0	0	421.7
03/10/2012 20:00	413.5	371.7	0	0	371.7
03/10/2012 21:00	446.7	402.3	0	0	402.3
03/10/2012 22:00	425.4	383.6	0	0	383.6
03/10/2012 23:00	457.3	411.4	0	0	411.4
03/11/2012 00:00	408.1	366.6	0	0	366.6
03/11/2012 01:00	432	389.1	0	0	389.1
03/11/2012 02:00	362.4	326.5	0	0	326.5
03/11/2012 03:00	358.2	322.7	0	0	322.7
03/11/2012 04:00	363.1	326.1	0	0	326.1
03/11/2012 05:00	412.5	370.6	0	0	370.6
03/11/2012 06:00	426.8	384.4	0	0	384.4
03/11/2012 07:00	473.8	426.4	0	0	426.4
03/11/2012 08:00	383.5	344.5	0	0	344.5
03/11/2012 09:00	494.9	445.4	0	0	445.4
03/11/2012 10:00	384.4	346.4	0	0	346.4
03/11/2012 11:00	408.8	367.6	0	0	367.6

	Unit 1 (Part 75 Data)	Unit 1 (Part 60 Data)	Unit 2 (Part 75 Data)	Unit 2 (Part 60 Data)	Units 1&2 Combined
	SO2_LbPerHr	SO2_P60_LbPerHr	SO2_LbPerHr	SO2_P60_LbPerHr	(Part 60 Data)
	1H	1H	1H	1H	
Time	Value	Value	Value	Value	
03/11/2012 12:00	392.2	353.5	0	0	353.5
03/11/2012 13:00	352.9	318.2	0	0	318.2
03/11/2012 14:00	371.3	334.5	0	0	334.5
03/11/2012 15:00	357	320.8	0	0	320.8
03/11/2012 16:00	350.6	315.8	0	0	315.8
03/11/2012 17:00	335	301.9	0	0	301.9
03/11/2012 18:00	414.5	372.9	0	0	372.9
03/11/2012 19:00	469.6	422.9	0	0	422.9
03/11/2012 20:00	435.3	392.2	0	0	392.2
03/11/2012 21:00	327.2	294.6	0	0	294.6
03/11/2012 22:00	376.1	338.7	0	0	338.7
03/11/2012 23:00	321.8	289.4	0	0	289.4
03/12/2012 00:00	351.4	316.6	0	0	316.6
03/12/2012 01:00	317.6	285.4	0	0	285.4
03/12/2012 02:00	332.2	298.7	0	0	298.7
03/12/2012 03:00	334.7	300.8	0	0	300.8
03/12/2012 04:00	392.3	353.7	0	0	353.7
03/12/2012 05:00	466.4	419.3	0	0	419.3
03/12/2012 06:00	502.1	452.3	0	0	452.3
03/12/2012 07:00	473.7	426	0	0	426
03/12/2012 08:00	450.2	405	0	0	405
03/12/2012 09:00	540.2	486	0	0	486
03/12/2012 10:00	536.9	482.8	0	0	482.8
03/12/2012 11:00	484.5	436.1	0	0	436.1
03/12/2012 12:00	486.1	437	0	0	437
03/12/2012 13:00	515.8	464.3	0	0	464.3
03/12/2012 14:00	548	492.8	0	0	492.8
03/12/2012 15:00	681.4	613.2	0	0	613.2
03/12/2012 16:00	355.6	320	0	0	320
03/12/2012 17:00	417.6	376.4	0	0	376.4
03/12/2012 18:00	581.1	522.2	0	0	522.2
03/12/2012 19:00	367.2	330.5	0	0	330.5
03/12/2012 20:00	474.6	426.6	0	0	426.6
03/12/2012 21:00	436.3	392.3	0	0	392.3
03/12/2012 22:00	368.6	331.9	0	0	331.9
03/12/2012 23:00	313.3	282.1	0	0	282.1
03/13/2012 00:00	368.7	332.4	0	0	332.4
03/13/2012 01:00	317.6	285.9	0	0	285.9
03/13/2012 02:00	315.5	283.8	0	0	283.8
03/13/2012 03:00	294.6	265.6	0	0	265.6
03/13/2012 04:00	307	276.3	0	0	276.3
03/13/2012 05:00	316.3	285.3	0	0	285.3
03/13/2012 06:00	465.3	418.9	0	0	418.9
03/13/2012 07:00	464.9	418.2	0	0	418.2
03/13/2012 08:00	573.4	515.8	0	0	515.8
03/13/2012 09:00	502	451.4	0	0	451.4
03/13/2012 10:00	519.1	466.7	0	0	466.7
03/13/2012 11:00	465.3	418.4	0	0	418.4
03/13/2012 12:00	504.8	454.9	0	0	454.9
03/13/2012 13:00	483	435.4	0	0	435.4
03/13/2012 14:00	533.3	480	0	0	480
03/13/2012 15:00	459.2	412.8	0	0	412.8
03/13/2012 16:00	420.2	378.7	0	0	378.7
03/13/2012 17:00	490.4	441.8	0	0	441.8
03/13/2012 18:00	483.7	435.6	0	0	435.6
03/13/2012 19:00	483.1	434.5	0	0	434.5
03/13/2012 20:00	470.5	423.1	0	0	423.1
03/13/2012 21:00	475.6	428.4	0	0	428.4
03/13/2012 22:00	335.5	301.5	0	0	301.5
03/13/2012 23:00	415.9	374.4	0	0	374.4
03/14/2012 00:00	342.8	308.3	0	0	308.3
03/14/2012 01:00	266.2	239.4	0	0	239.4
03/14/2012 02:00	293.6	264	0	0	264
03/14/2012 03:00	261.8	236.2	0	0	236.2
03/14/2012 04:00	275	247.9	0	0	247.9

	Unit 1 (Part 75 Data)	Unit 1 (Part 60 Data)	Unit 2 (Part 75 Data)	Unit 2 (Part 60 Data)	Units 1&2 Combined
	SO2_LbPerHr	SO2_P60_LbPerHr	SO2_LbPerHr	SO2_P60_LbPerHr	(Part 60 Data)
	1H	1H	1H	1H	
Time	Value	Value	Value	Value	
03/14/2012 05:00	301.6	271.4	0	0	271.4
03/14/2012 06:00	457.1	411.8	0	0	411.8
03/14/2012 07:00	424	381.5	0	0	381.5
03/14/2012 08:00	524.6	472.3	0	0	472.3
03/14/2012 09:00	485.5	437.7	0	0	437.7
03/14/2012 10:00	500.1	450.8	0	0	450.8
03/14/2012 11:00	510.8	459.4	0	0	459.4
03/14/2012 12:00	469.7	422	0	0	422
03/14/2012 13:00	480.4	432	0	0	432
03/14/2012 14:00	487.9	438.5	0	0	438.5
03/14/2012 15:00	503.4	452.3	0	0	452.3
03/14/2012 16:00	626.2	563.7	0	0	563.7
03/14/2012 17:00	556.7	500.7	0	0	500.7
03/14/2012 18:00	527.3	474.6	0	0	474.6
03/14/2012 19:00	446	402.1	0	0	402.1
03/14/2012 20:00	407.1	367	0	0	367
03/14/2012 21:00	314	282.6	0	0	282.6
03/14/2012 22:00	343.5	308.6	0	0	308.6
03/14/2012 23:00	301.1	271.6	0	0	271.6
03/15/2012 00:00	244.1	219.8	0	0	219.8
03/15/2012 01:00	223.3	200.5	0	0	200.5
03/15/2012 02:00	237.6	213.9	0	0	213.9
03/15/2012 03:00	229.3	206.9	0	0	206.9
03/15/2012 04:00	227.9	205.7	0	0	205.7
03/15/2012 05:00	295.5	266.1	0	0	266.1
03/15/2012 06:00	329.5	296.2	0	0	296.2
03/15/2012 07:00	312.7	281.1	0	0	281.1
03/15/2012 08:00	309.5	278.7	0	0	278.7
03/15/2012 09:00	451.4	406.9	0	0	406.9
03/15/2012 10:00	429.8	386.3	0	0	386.3
03/15/2012 11:00	374.5	336.9	0	0	336.9
03/15/2012 12:00	419.5	377.4	0	0	377.4
03/15/2012 13:00	440	395.3	0	0	395.3
03/15/2012 14:00	346.1	311.8	0	0	311.8
03/15/2012 15:00	363.2	327.2	0	0	327.2
03/15/2012 16:00	375.8	337.7	0	0	337.7
03/15/2012 17:00	344.4	309.9	0	0	309.9
03/15/2012 18:00	354.9	319.2	0	0	319.2
03/15/2012 19:00	395.9	356.5	0	0	356.5
03/15/2012 20:00	322.1	290.2	0	0	290.2
03/15/2012 21:00	360.6	324	0	0	324
03/15/2012 22:00	288.8	260.2	0	0	260.2
03/15/2012 23:00	266	239.6	0	0	239.6
03/16/2012 00:00	290.2	260.7	0	0	260.7
03/16/2012 01:00	260.6	234	0	0	234
03/16/2012 02:00	273.8	246	0	0	246
03/16/2012 03:00	281.6	253.7	0	0	253.7
03/16/2012 04:00	401.6	361.5	0	0	361.5
03/16/2012 05:00	399.3	358.8	0	0	358.8
03/16/2012 06:00	441.7	398	0	0	398
03/16/2012 07:00	348.7	314.3	0	0	314.3
03/16/2012 08:00	451.9	406.7	0	0	406.7
03/16/2012 09:00	537.2	483.1	0	0	483.1
03/16/2012 10:00	640.1	575.5	0	0	575.5
03/16/2012 11:00	418.5	376.5	0	0	376.5
03/16/2012 12:00	444.8	400	0	0	400
03/16/2012 13:00	559.5	503.9	0	0	503.9
03/16/2012 14:00	444.3	400.3	0	0	400.3
03/16/2012 15:00	492.9	443.8	0	0	443.8
03/16/2012 16:00	465.8	419.2	0	0	419.2
03/16/2012 17:00	404.3	363.9	0	0	363.9
03/16/2012 18:00	458.6	412.3	0	0	412.3
03/16/2012 19:00	534.4	480.4	0	0	480.4
03/16/2012 20:00	383.8	344.9	0	0	344.9
03/16/2012 21:00	453.8	408.2	0	0	408.2

	Unit 1 (Part 75 Data)	Unit 1 (Part 60 Data)	Unit 2 (Part 75 Data)	Unit 2 (Part 60 Data)	Units 1&2 Combined
	SO2_LbPerHr	SO2_P60_LbPerHr	SO2_LbPerHr	SO2_P60_LbPerHr	(Part 60 Data)
	1H	1H	1H	1H	
Time	Value	Value	Value	Value	
03/16/2012 22:00	412.3	370.6	0	0	370.6
03/16/2012 23:00	399.5	360.2	0	0	360.2
03/17/2012 00:00	397.4	357.1	0	0	357.1
03/17/2012 01:00	291.3	262.3	0	0	262.3
03/17/2012 02:00	368.4	331	0	0	331
03/17/2012 03:00	419.3	376.8	0	0	376.8
03/17/2012 04:00	428.9	386.5	0	0	386.5
03/17/2012 05:00	369.6	333.1	0	0	333.1
03/17/2012 06:00	446.1	402.1	0	0	402.1
03/17/2012 07:00	446.9	402.9	0	0	402.9
03/17/2012 08:00	563.9	507.3	0	0	507.3
03/17/2012 09:00	474.4	426.9	0	0	426.9
03/17/2012 10:00	423.9	381.5	0	0	381.5
03/17/2012 11:00	613	551.2	0	0	551.2
03/17/2012 12:00	507.8	457.2	0	0	457.2
03/17/2012 13:00	506.6	456	0	0	456
03/17/2012 14:00	530.2	477.2	0	0	477.2
03/17/2012 15:00	552.6	497.7	0	0	497.7
03/17/2012 16:00	514.8	463.5	0	0	463.5
03/17/2012 17:00	412.2	371	0	0	371
03/17/2012 18:00	591.3	531.7	0	0	531.7
03/17/2012 19:00	622.6	559.9	0	0	559.9
03/17/2012 20:00	316.9	284.9	0	0	284.9
03/17/2012 21:00	475.5	428.1	0	0	428.1
03/17/2012 22:00	428.7	386.5	0	0	386.5
03/17/2012 23:00	309.6	278.6	0	0	278.6
03/18/2012 00:00	378.9	341	0	0	341
03/18/2012 01:00	325.9	293.5	0	0	293.5
03/18/2012 02:00	337	303.5	0	0	303.5
03/18/2012 03:00	361.5	325.2	0	0	325.2
03/18/2012 04:00	319	286.7	0	0	286.7
03/18/2012 05:00	342.2	307.4	0	0	307.4
03/18/2012 06:00	387.2	348.4	0	0	348.4
03/18/2012 07:00	315.1	283.8	0	0	283.8
03/18/2012 08:00	503.3	452.8	0	0	452.8
03/18/2012 09:00	404.3	364.2	0	0	364.2
03/18/2012 10:00	518.4	466.4	0	0	466.4
03/18/2012 11:00	526.8	474.5	0	0	474.5
03/18/2012 12:00	459	412.9	0	0	412.9
03/18/2012 13:00	488.1	439.3	0	0	439.3
03/18/2012 14:00	508.8	457.9	0	0	457.9
03/18/2012 15:00	481.5	432.8	0	0	432.8
03/18/2012 16:00	457.8	411.5	0	0	411.5
03/18/2012 17:00	407.7	367.1	0	0	367.1
03/18/2012 18:00	526.3	474	0	0	474
03/18/2012 19:00	558.3	502	0	0	502
03/18/2012 20:00	390.9	351.8	0	0	351.8
03/18/2012 21:00	415.4	373.2	0	0	373.2
03/18/2012 22:00	406.3	365.9	0	0	365.9
03/18/2012 23:00	425.1	382.6	0	0	382.6
03/19/2012 00:00	300.4	270.4	0	0	270.4
03/19/2012 01:00	345.6	311.3	0	0	311.3
03/19/2012 02:00	353.4	318.1	0	0	318.1
03/19/2012 03:00	481.2	433.1	0	0	433.1
03/19/2012 04:00	409.1	368	0	0	368
03/19/2012 05:00	466.5	419.2	0	0	419.2
03/19/2012 06:00	530.1	477.8	0	0	477.8
03/19/2012 07:00	456.4	411.4	0	0	411.4
03/19/2012 08:00	484.3	435.3	0	0	435.3
03/19/2012 09:00	540.6	486	0	0	486
03/19/2012 10:00	494.2	444.6	0	0	444.6
03/19/2012 11:00	520.3	468.2	0	0	468.2
03/19/2012 12:00	503.8	453.5	0	0	453.5
03/19/2012 13:00	501.7	452.1	0	0	452.1
03/19/2012 14:00	538.6	485	0	0	485

	Unit 1 (Part 75 Data)	Unit 1 (Part 60 Data)	Unit 2 (Part 75 Data)	Unit 2 (Part 60 Data)	Units 1&2 Combined
	SO2_LbPerHr	SO2_P60_LbPerHr	SO2_LbPerHr	SO2_P60_LbPerHr	(Part 60 Data)
	1H	1H	1H	1H	
Time	Value	Value	Value	Value	
03/19/2012 15:00	491.7	442.4	0	0	442.4
03/19/2012 16:00	518.8	466.2	0	0	466.2
03/19/2012 17:00	544.6	490.9	0	0	490.9
03/19/2012 18:00	509.8	459.6	0	0	459.6
03/19/2012 19:00	534.8	481.2	0	0	481.2
03/19/2012 20:00	465.6	419.8	0	0	419.8
03/19/2012 21:00	403.9	363.2	0	0	363.2
03/19/2012 22:00	388.2	349.6	0	0	349.6
03/19/2012 23:00	371.2	334.7	0	0	334.7
03/20/2012 00:00	312.3	280.7	0	0	280.7
03/20/2012 01:00	291.1	261.6	0	0	261.6
03/20/2012 02:00	301.3	271.5	0	0	271.5
03/20/2012 03:00	404.5	364.4	0	0	364.4
03/20/2012 04:00	376.8	338.9	0	0	338.9
03/20/2012 05:00	423.1	380.6	0	0	380.6
03/20/2012 06:00	396.7	356.7	0	0	356.7
03/20/2012 07:00	394.9	355.4	0	0	355.4
03/20/2012 08:00	458	412.2	0	0	412.2
03/20/2012 09:00	404.7	364	0	0	364
03/20/2012 10:00	449.5	405.1	0	0	405.1
03/20/2012 11:00	417.9	375.4	0	0	375.4
03/20/2012 12:00	443.3	399.2	0	0	399.2
03/20/2012 13:00	423.6	381	0	0	381
03/20/2012 14:00	401.9	361.9	0	0	361.9
03/20/2012 15:00	448.3	402.9	0	0	402.9
03/20/2012 16:00	409.2	369	0	0	369
03/20/2012 17:00	449	403.6	0	0	403.6
03/20/2012 18:00	387.2	348.5	0	0	348.5
03/20/2012 19:00	466.7	419.4	0	0	419.4
03/20/2012 20:00	408.3	368	0	0	368
03/20/2012 21:00	393.3	353.3	0	0	353.3
03/20/2012 22:00	292.3	262.8	0	0	262.8
03/20/2012 23:00	340.9	306.8	0	0	306.8
03/21/2012 00:00	339.4	305.7	0	0	305.7
03/21/2012 01:00	282	253.8	0	0	253.8
03/21/2012 02:00	303.9	273.1	0	0	273.1
03/21/2012 03:00	323.7	291.2	0	0	291.2
03/21/2012 04:00	376.7	339.2	0	0	339.2
03/21/2012 05:00	403.9	363.5	0	0	363.5
03/21/2012 06:00	437.3	393.9	0	0	393.9
03/21/2012 07:00	402.5	362.7	0	0	362.7
03/21/2012 08:00	462.1	415.4	0	0	415.4
03/21/2012 09:00	420.5	379.1	0	0	379.1
03/21/2012 10:00	439.4	396.2	0	0	396.2
03/21/2012 11:00	427.2	384	0	0	384
03/21/2012 12:00	451.2	405.9	0	0	405.9
03/21/2012 13:00	447.6	402.3	0	0	402.3
03/21/2012 14:00	440.3	397	0	0	397
03/21/2012 15:00	460.2	413.6	0	0	413.6
03/21/2012 16:00	467.9	420.9	0	0	420.9
03/21/2012 17:00	418.8	377.4	0	0	377.4
03/21/2012 18:00	425.9	383.8	0	0	383.8
03/21/2012 19:00	457	410.8	0	0	410.8
03/21/2012 20:00	409.9	369.2	0	0	369.2
03/21/2012 21:00	345.4	310.5	0	0	310.5
03/21/2012 22:00	387.6	349	0	0	349
03/21/2012 23:00	257	231.8	0	0	231.8
03/22/2012 00:00	312.1	281.3	0	0	281.3
03/22/2012 01:00	281.9	254	0	0	254
03/22/2012 02:00	288	259.6	0	0	259.6
03/22/2012 03:00	302.9	272	0	0	272
03/22/2012 04:00	352.1	316.3	0	0	316.3
03/22/2012 05:00	393	354.3	0	0	354.3
03/22/2012 06:00	378.4	340.2	0	0	340.2
03/22/2012 07:00	395.1	356.3	0	0	356.3

	Unit 1 (Part 75 Data)	Unit 1 (Part 60 Data)	Unit 2 (Part 75 Data)	Unit 2 (Part 60 Data)	Units 1&2 Combined
	SO2_LbPerHr	SO2_P60_LbPerHr	SO2_LbPerHr	SO2_P60_LbPerHr	(Part 60 Data)
	1H	1H	1H	1H	
Time	Value	Value	Value	Value	
03/22/2012 08:00	435	391.7	0	0	391.7
03/22/2012 09:00	421	378.4	0	0	378.4
03/22/2012 10:00	412.8	372	0	0	372
03/22/2012 11:00	430	387.3	0	0	387.3
03/22/2012 12:00	421.8	379.2	0	0	379.2
03/22/2012 13:00	463.6	416.9	0	0	416.9
03/22/2012 14:00	414	372.9	0	0	372.9
03/22/2012 15:00	452.1	406.4	0	0	406.4
03/22/2012 16:00	429.9	387.6	0	0	387.6
03/22/2012 17:00	417.5	375.3	0	0	375.3
03/22/2012 18:00	434.2	390.7	0	0	390.7
03/22/2012 19:00	455.3	409.9	0	0	409.9
03/22/2012 20:00	384.8	345.6	0	0	345.6
03/22/2012 21:00	456.4	410.3	0	0	410.3
03/22/2012 22:00	399.2	359.2	0	0	359.2
03/22/2012 23:00	408.1	367	0	0	367
03/23/2012 00:00	319.6	287.5	0	0	287.5
03/23/2012 01:00	295.2	265.9	0	0	265.9
03/23/2012 02:00	322.6	290.2	0	0	290.2
03/23/2012 03:00	311.4	280.6	0	0	280.6
03/23/2012 04:00	392.2	353	0	0	353
03/23/2012 05:00	437	393.9	0	0	393.9
03/23/2012 06:00	362.6	326	0	0	326
03/23/2012 07:00	471.9	424.5	0	0	424.5
03/23/2012 08:00	444.2	399.1	0	0	399.1
03/23/2012 09:00	447.4	402.5	0	0	402.5
03/23/2012 10:00	460.2	413.8	0	0	413.8
03/23/2012 11:00	452.9	407.9	0	0	407.9
03/23/2012 12:00	459.6	413.1	0	0	413.1
03/23/2012 13:00	476.1	428.8	0	0	428.8
03/23/2012 14:00	452.1	406.7	0	0	406.7
03/23/2012 15:00	438.2	394.9	0	0	394.9
03/23/2012 16:00	397.3	357.2	0	0	357.2
03/23/2012 17:00	404.7	364.4	0	0	364.4
03/23/2012 18:00	398.2	358.7	0	0	358.7
03/23/2012 19:00	416.6	374.8	0	0	374.8
03/23/2012 20:00	439	394.7	0	0	394.7
03/23/2012 21:00	352.9	317.6	0	0	317.6
03/23/2012 22:00	375.5	338	0	0	338
03/23/2012 23:00	393.1	354.2	0	0	354.2
03/24/2012 00:00	365.9	328.7	0	0	328.7
03/24/2012 01:00	356.3	320.7	0	0	320.7
03/24/2012 02:00	315.9	284.6	0	0	284.6
03/24/2012 03:00	346.1	311.6	0	0	311.6
03/24/2012 04:00	308.8	278.2	0	0	278.2
03/24/2012 05:00	461.6	415.4	0	0	415.4
03/24/2012 06:00	308.4	277.5	0	0	277.5
03/24/2012 07:00	422.3	380.7	0	0	380.7
03/24/2012 08:00	510.3	458.9	0	0	458.9
03/24/2012 09:00	393.2	353.5	0	0	353.5
03/24/2012 10:00	415.9	374.8	0	0	374.8
03/24/2012 11:00	512.1	461.4	0	0	461.4
03/24/2012 12:00	383.4	345.8	0	0	345.8
03/24/2012 13:00	450.6	406.1	0	0	406.1
03/24/2012 14:00	455	410.2	0	0	410.2
03/24/2012 15:00	512.6	461	0	0	461
03/24/2012 16:00	425.3	382.9	0	0	382.9
03/24/2012 17:00	400.5	361.2	0	0	361.2
03/24/2012 18:00	406.7	366.1	0	0	366.1
03/24/2012 19:00	462.6	416	0	0	416
03/24/2012 20:00	329.2	295.8	0	0	295.8
03/24/2012 21:00	354.5	319.1	0	0	319.1
03/24/2012 22:00	364.3	328.2	0	0	328.2
03/24/2012 23:00	263.3	237.4	0	0	237.4
03/25/2012 00:00	324.7	292.8	0	0	292.8

	Unit 1 (Part 75 Data)	Unit 1 (Part 60 Data)	Unit 2 (Part 75 Data)	Unit 2 (Part 60 Data)	Units 1&2 Combined
	SO2_LbPerHr	SO2_P60_LbPerHr	SO2_LbPerHr	SO2_P60_LbPerHr	(Part 60 Data)
	1H	1H	1H	1H	
Time	Value	Value	Value	Value	
03/25/2012 01:00	303.3	273	0	0	273
03/25/2012 02:00	301.4	271	0	0	271
03/25/2012 03:00	307.8	277.4	0	0	277.4
03/25/2012 04:00	298.1	267.9	0	0	267.9
03/25/2012 05:00	301.1	271	0	0	271
03/25/2012 06:00	329.2	295.7	0	0	295.7
03/25/2012 07:00	311.6	280.8	0	0	280.8
03/25/2012 08:00	408.6	367.6	0	0	367.6
03/25/2012 09:00	313.5	281.7	0	0	281.7
03/25/2012 10:00	400.1	360.1	0	0	360.1
03/25/2012 11:00	421	378.2	0	0	378.2
03/25/2012 12:00	355.6	320.2	0	0	320.2
03/25/2012 13:00	368	330.9	0	0	330.9
03/25/2012 14:00	319.8	287.8	0	0	287.8
03/25/2012 15:00	372.7	335.1	0	0	335.1
03/25/2012 16:00	367.7	330.9	0	0	330.9
03/25/2012 17:00	356.3	321.3	0	0	321.3
03/25/2012 18:00	365.7	329.5	0	0	329.5
03/25/2012 19:00	471.9	425	0	0	425
03/25/2012 20:00	324.1	291.7	0	0	291.7
03/25/2012 21:00	304.5	273.9	0	0	273.9
03/25/2012 22:00	305.1	274.7	0	0	274.7
03/25/2012 23:00	290.5	261.7	0	0	261.7
03/26/2012 00:00	300.8	270.6	0	0	270.6
03/26/2012 01:00	302	271.8	0	0	271.8
03/26/2012 02:00	297.8	267.8	0	0	267.8
03/26/2012 03:00	296.2	266.2	0	0	266.2
03/26/2012 04:00	369.3	332.8	0	0	332.8
03/26/2012 05:00	381.7	344	0	0	344
03/26/2012 06:00	393.6	354.9	0	0	354.9
03/26/2012 07:00	452.6	407.3	0	0	407.3
03/26/2012 08:00	391	351.2	0	0	351.2
03/26/2012 09:00	603.5	543.7	0	0	543.7
03/26/2012 10:00	433.4	389.3	0	0	389.3
03/26/2012 11:00	438.8	394.4	0	0	394.4
03/26/2012 12:00	504.8	454.7	0	0	454.7
03/26/2012 13:00	379.9	342.5	0	0	342.5
03/26/2012 14:00	457	411.8	0	0	411.8
03/26/2012 15:00	443	398.5	0	0	398.5
03/26/2012 16:00	443	398	0	0	398
03/26/2012 17:00	446.5	401.8	0	0	401.8
03/26/2012 18:00	429.6	387.4	0	0	387.4
03/26/2012 19:00	505.3	454.4	0	0	454.4
03/26/2012 20:00	466.3	420.1	0	0	420.1
03/26/2012 21:00	394	354.4	0	0	354.4
03/26/2012 22:00	375	337.5	0	0	337.5
03/26/2012 23:00	374	336.9	0	0	336.9
03/27/2012 00:00	374.7	336.7	0	0	336.7
03/27/2012 01:00	383	344.9	0	0	344.9
03/27/2012 02:00	320.4	287.9	0	0	287.9
03/27/2012 03:00	442.9	398.3	0	0	398.3
03/27/2012 04:00	444	400	0	0	400
03/27/2012 05:00	450.6	406.3	0	0	406.3
03/27/2012 06:00	485.8	437.3	0	0	437.3
03/27/2012 07:00	467.5	420.5	0	0	420.5
03/27/2012 08:00	473.4	426.4	0	0	426.4
03/27/2012 09:00	500.9	450.1	0	0	450.1
03/27/2012 10:00	473.6	426.3	0	0	426.3
03/27/2012 11:00	474.4	426.9	0	0	426.9
03/27/2012 12:00	494.2	445	0	0	445
03/27/2012 13:00	478	430.9	0	0	430.9
03/27/2012 14:00	403.5	363.7	0	0	363.7
03/27/2012 15:00	500.1	450	0	0	450
03/27/2012 16:00	380.3	342.1	0	0	342.1
03/27/2012 17:00	368.1	330.8	0	0	330.8

	Unit 1 (Part 75 Data)	Unit 1 (Part 60 Data)	Unit 2 (Part 75 Data)	Unit 2 (Part 60 Data)	Units 1&2 Combined
	SO2_LbPerHr	SO2_P60_LbPerHr	SO2_LbPerHr	SO2_P60_LbPerHr	(Part 60 Data)
	1H	1H	1H	1H	
Time	Value	Value	Value	Value	
03/27/2012 18:00	472.2	425.5	0	0	425.5
03/27/2012 19:00	443.6	400	0	0	400
03/27/2012 20:00	390.6	351	0	0	351
03/27/2012 21:00	331.3	298.9	0	0	298.9
03/27/2012 22:00	307.5	276.2	0	0	276.2
03/27/2012 23:00	299	269.2	0	0	269.2
03/28/2012 00:00	299.6	269.3	0	0	269.3
03/28/2012 01:00	294.9	266	0	0	266
03/28/2012 02:00	285.4	256.5	0	0	256.5
03/28/2012 03:00	320.5	288.9	0	0	288.9
03/28/2012 04:00	388.9	350.4	0	0	350.4
03/28/2012 05:00	410.3	369.2	0	0	369.2
03/28/2012 06:00	447	401.9	0	0	401.9
03/28/2012 07:00	418.9	376.5	0	0	376.5
03/28/2012 08:00	577.1	519	0	0	519
03/28/2012 09:00	406.8	366.3	0	0	366.3
03/28/2012 10:00	476.9	429.8	0	0	429.8
03/28/2012 11:00	418.4	376.9	0	0	376.9
03/28/2012 12:00	439.6	396.3	0	0	396.3
03/28/2012 13:00	327.7	295.4	0	0	295.4
03/28/2012 14:00	355.3	319.4	0	0	319.4
03/28/2012 15:00	334.2	300.3	0	0	300.3
03/28/2012 16:00	335.5	301.4	0	0	301.4
03/28/2012 17:00	373.6	336	0	0	336
03/28/2012 18:00	423	380.8	0	0	380.8
03/28/2012 19:00	389.9	350.5	0	0	350.5
03/28/2012 20:00	415.5	373.6	0	0	373.6
03/28/2012 21:00	321.4	289.5	0	0	289.5
03/28/2012 22:00	306.1	274.9	0	0	274.9
03/28/2012 23:00	289.4	260.3	0	0	260.3
03/29/2012 00:00	297.1	267	0	0	267
03/29/2012 01:00	278.2	250.7	0	0	250.7
03/29/2012 02:00	288.6	259.7	0	0	259.7
03/29/2012 03:00	318.1	286.2	0	0	286.2
03/29/2012 04:00	326.2	293.3	0	0	293.3
03/29/2012 05:00	403.7	363.7	0	0	363.7
03/29/2012 06:00	446.3	401	0	0	401
03/29/2012 07:00	429.2	387	0	0	387
03/29/2012 08:00	458.4	412.4	0	0	412.4
03/29/2012 09:00	450.9	405.3	0	0	405.3
03/29/2012 10:00	466.4	420.1	0	0	420.1
03/29/2012 11:00	442.2	397.5	0	0	397.5
03/29/2012 12:00	489.3	440.2	0	0	440.2
03/29/2012 13:00	457.7	411.7	0	0	411.7
03/29/2012 14:00	496	446.1	0	0	446.1
03/29/2012 15:00	458.1	412.9	0	0	412.9
03/29/2012 16:00	459.2	412.9	0	0	412.9
03/29/2012 17:00	358.1	322.3	0	0	322.3
03/29/2012 18:00	499	449.2	0	0	449.2
03/29/2012 19:00	495.1	445.2	0	0	445.2
03/29/2012 20:00	426.9	384.9	0	0	384.9
03/29/2012 21:00	371.9	335.2	0	0	335.2
03/29/2012 22:00	349.5	314	0	0	314
03/29/2012 23:00	353.6	318.5	0	0	318.5
03/30/2012 00:00	357.1	320.8	0	0	320.8
03/30/2012 01:00	345.7	311.1	0	0	311.1
03/30/2012 02:00	336.8	302.5	0	0	302.5
03/30/2012 03:00	361.6	326	0	0	326
03/30/2012 04:00	444.3	400	0	0	400
03/30/2012 05:00	475.1	427.1	0	0	427.1
03/30/2012 06:00	443.6	400	0	0	400
03/30/2012 07:00	449.4	404.4	0	0	404.4
03/30/2012 08:00	556.6	501.1	0	0	501.1
03/30/2012 09:00	474.1	426.3	0	0	426.3
03/30/2012 10:00	503	453.1	0	0	453.1

	Unit 1 (Part 75 Data)	Unit 1 (Part 60 Data)	Unit 2 (Part 75 Data)	Unit 2 (Part 60 Data)	Units 1&2 Combined
	SO2_LbPerHr	SO2_P60_LbPerHr	SO2_LbPerHr	SO2_P60_LbPerHr	(Part 60 Data)
	1H	1H	1H	1H	
Time	Value	Value	Value	Value	
03/30/2012 11:00	496.6	446.8	0	0	446.8
03/30/2012 12:00	501	450.1	0	0	450.1
03/30/2012 13:00	367.6	331.4	0	0	331.4
03/30/2012 14:00	345.9	311.9	0	0	311.9
03/30/2012 15:00	346.6	311.2	0	0	311.2
03/30/2012 16:00	279.9	252.3	0	0	252.3
03/30/2012 17:00	317	285.8	0	0	285.8
03/30/2012 18:00	443.2	398.9	0	0	398.9
03/30/2012 19:00	494.8	445.8	0	0	445.8
03/30/2012 20:00	397.9	358.4	0	0	358.4
03/30/2012 21:00	463.1	416.3	0	0	416.3
03/30/2012 22:00	383.1	344.5	0	0	344.5
03/30/2012 23:00	413.5	372	0	0	372
03/31/2012 00:00	310.8	279.1	0	0	279.1
03/31/2012 01:00	327.8	294.9	0	0	294.9
03/31/2012 02:00	294.5	264.6	0	0	264.6
03/31/2012 03:00	322.3	289.8	0	0	289.8
03/31/2012 04:00	302.3	272.5	0	0	272.5
03/31/2012 05:00	314.7	283.1	0	0	283.1
03/31/2012 06:00	409.4	368.8	0	0	368.8
03/31/2012 07:00	483.2	435.5	0	0	435.5
03/31/2012 08:00	446.6	402.7	0	0	402.7
03/31/2012 09:00	525	472.9	0	0	472.9
03/31/2012 10:00	487.2	438.9	0	0	438.9
03/31/2012 11:00	514.5	462.5	0	0	462.5
03/31/2012 12:00	486.3	436.9	0	0	436.9
03/31/2012 13:00	450.2	405.9	0	0	405.9
03/31/2012 14:00	443.9	399.5	0	0	399.5
03/31/2012 15:00	463.7	418	0	0	418
03/31/2012 16:00	429.6	387.4	0	0	387.4
03/31/2012 17:00	415	374	0	0	374
03/31/2012 18:00	429.9	386.6	0	0	386.6
03/31/2012 19:00	480.2	432.4	0	0	432.4
03/31/2012 20:00	399.5	360.1	0	0	360.1
03/31/2012 21:00	427.2	384.8	0	0	384.8
03/31/2012 22:00	347.1	311.9	0	0	311.9
03/31/2012 23:00	335.9	302.9	0	0	302.9
04/01/2012 00:00	357.2	321.2	0	0	321.2
04/01/2012 01:00	346.7	311.8	0	0	311.8
04/01/2012 02:00	338.6	305.1	0	0	305.1
04/01/2012 03:00	369.6	333.1	0	0	333.1
04/01/2012 04:00	338	304.7	0	0	304.7
04/01/2012 05:00	339.4	306.1	0	0	306.1
04/01/2012 06:00	342.4	308.8	0	0	308.8
04/01/2012 07:00	409	367.5	0	0	367.5
04/01/2012 08:00	357.4	321.5	0	0	321.5
04/01/2012 09:00	417.8	376.5	0	0	376.5
04/01/2012 10:00	411.3	370	0	0	370
04/01/2012 11:00	401.7	361.7	0	0	361.7
04/01/2012 12:00	340.8	306.8	0	0	306.8
04/01/2012 13:00	373	335.3	0	0	335.3
04/01/2012 14:00	343	308.9	0	0	308.9
04/01/2012 15:00	357.2	321.5	0	0	321.5
04/01/2012 16:00	369.5	333	0	0	333
04/01/2012 17:00	391	351.7	0	0	351.7
04/01/2012 18:00	337.4	303	0	0	303
04/01/2012 19:00	421.5	379.9	0	0	379.9
04/01/2012 20:00	375.5	337.5	0	0	337.5
04/01/2012 21:00	345.1	310.6	0	0	310.6
04/01/2012 22:00	306.7	275.5	0	0	275.5
04/01/2012 23:00	303	272.5	0	0	272.5
04/02/2012 00:00	342.1	308	0	0	308
04/02/2012 01:00	340	306.2	0	0	306.2
04/02/2012 02:00	324.2	292.2	0	0	292.2
04/02/2012 03:00	350.9	316.2	0	0	316.2

	Unit 1 (Part 75 Data)	Unit 1 (Part 60 Data)	Unit 2 (Part 75 Data)	Unit 2 (Part 60 Data)	Units 1&2 Combined
	SO2_LbPerHr	SO2_P60_LbPerHr	SO2_LbPerHr	SO2_P60_LbPerHr	(Part 60 Data)
	1H	1H	1H	1H	
Time	Value	Value	Value	Value	
04/02/2012 04:00	356.8	321.4	0	0	321.4
04/02/2012 05:00	472.1	424.9	0	0	424.9
04/02/2012 06:00	408.1	366.6	0	0	366.6
04/02/2012 07:00	483	434.3	0	0	434.3
04/02/2012 08:00	467.3	420.7	0	0	420.7
04/02/2012 09:00	471.3	423.9	0	0	423.9
04/02/2012 10:00	502.3	452.7	0	0	452.7
04/02/2012 11:00	456.6	410.4	0	0	410.4
04/02/2012 12:00	446.3	401.7	0	0	401.7
04/02/2012 13:00	455.7	410.8	0	0	410.8
04/02/2012 14:00	444.8	400.5	0	0	400.5
04/02/2012 15:00	433.3	390.1	0	0	390.1
04/02/2012 16:00	465.4	419	0	0	419
04/02/2012 17:00	438.6	394.6	0	0	394.6
04/02/2012 18:00	470.5	424.2	0	0	424.2
04/02/2012 19:00	416.9	375.9	0	0	375.9
04/02/2012 20:00	464.1	418.2	0	0	418.2
04/02/2012 21:00	380.4	341.8	0	0	341.8
04/02/2012 22:00	357.4	321.2	0	0	321.2
04/02/2012 23:00	312.9	281.7	0	0	281.7
04/03/2012 00:00	378.9	340.4	0	0	340.4
04/03/2012 01:00	348.5	313.2	0	0	313.2
04/03/2012 02:00	322	289.7	0	0	289.7
04/03/2012 03:00	380.1	341.5	0	0	341.5
04/03/2012 04:00	409.7	368.4	0	0	368.4
04/03/2012 05:00	510.2	458.6	0	0	458.6
04/03/2012 06:00	467.4	420.3	0	0	420.3
04/03/2012 07:00	469.8	423.2	0	0	423.2
04/03/2012 08:00	529	475.7	0	0	475.7
04/03/2012 09:00	483.1	434.4	0	0	434.4
04/03/2012 10:00	496.9	448	0	0	448
04/03/2012 11:00	460.5	414.1	0	0	414.1
04/03/2012 12:00	460.2	414.6	0	0	414.6
04/03/2012 13:00	462.3	416.5	0	0	416.5
04/03/2012 14:00	422.8	379.8	0	0	379.8
04/03/2012 15:00	419.6	377.8	0	0	377.8
04/03/2012 16:00	386	347.6	0	0	347.6
04/03/2012 17:00	336.5	303.5	0	0	303.5
04/03/2012 18:00	393.3	354.3	0	0	354.3
04/03/2012 19:00	471.4	424.7	0	0	424.7
04/03/2012 20:00	393.4	354.7	0	0	354.7
04/03/2012 21:00	349.6	315.3	0	0	315.3
04/03/2012 22:00	326.3	294	0	0	294
04/03/2012 23:00	297.6	268	0	0	268
04/04/2012 00:00	302.1	271.3	0	0	271.3
04/04/2012 01:00	293.4	264.2	0	0	264.2
04/04/2012 02:00	284	256.1	0	0	256.1
04/04/2012 03:00	328.8	295.7	0	0	295.7
04/04/2012 04:00	289.5	260.2	0	0	260.2
04/04/2012 05:00	406	365.2	0	0	365.2
04/04/2012 06:00	340.2	305.7	0	0	305.7
04/04/2012 07:00	357.6	322	0	0	322
04/04/2012 08:00	361.8	326.2	0	0	326.2
04/04/2012 09:00	427.9	384.4	0	0	384.4
04/04/2012 10:00	424.2	382	0	0	382
04/04/2012 11:00	446.1	402.2	0	0	402.2
04/04/2012 12:00	419.6	377.3	0	0	377.3
04/04/2012 13:00	424.4	382.7	0	0	382.7
04/04/2012 14:00	366.8	330.1	0	0	330.1
04/04/2012 15:00	525.5	472.9	0	0	472.9
04/04/2012 16:00	384.1	345.4	0	0	345.4
04/04/2012 17:00	470.7	424.2	0	0	424.2
04/04/2012 18:00	471.6	423.8	0	0	423.8
04/04/2012 19:00	362	325.9	0	0	325.9
04/04/2012 20:00	434.8	391.2	0	0	391.2

	Unit 1 (Part 75 Data)	Unit 1 (Part 60 Data)	Unit 2 (Part 75 Data)	Unit 2 (Part 60 Data)	Units 1&2 Combined
	SO2_LbPerHr	SO2_P60_LbPerHr	SO2_LbPerHr	SO2_P60_LbPerHr	(Part 60 Data)
	1H	1H	1H	1H	
Time	Value	Value	Value	Value	
04/04/2012 21:00	357.2	321.8	0	0	321.8
04/04/2012 22:00	335.7	301.8	0	0	301.8
04/04/2012 23:00	273.5	246.3	0	0	246.3
04/05/2012 00:00	297.5	267.2	0	0	267.2
04/05/2012 01:00	277.1	249.2	0	0	249.2
04/05/2012 02:00	278.4	250.2	0	0	250.2
04/05/2012 03:00	297.6	267.2	0	0	267.2
04/05/2012 04:00	317.9	286.7	0	0	286.7
04/05/2012 05:00	402	362.5	0	0	362.5
04/05/2012 06:00	378.9	340.8	0	0	340.8
04/05/2012 07:00	420	377.9	0	0	377.9
04/05/2012 08:00	369	332.7	0	0	332.7
04/05/2012 09:00	481.8	433.3	0	0	433.3
04/05/2012 10:00	391.7	352.2	0	0	352.2
04/05/2012 11:00	497	446.5	0	0	446.5
04/05/2012 12:00	436.6	392.2	0	0	392.2
04/05/2012 13:00	359	322.8	0	0	322.8
04/05/2012 14:00	380.2	341.9	0	0	341.9
04/05/2012 15:00	307.9	276.4	0	0	276.4
04/05/2012 16:00	288.6	260.1	0	0	260.1
04/05/2012 17:00	227.7	205.1	0	0	205.1
04/05/2012 18:00	18.9	17.1	0	0	17.1
04/05/2012 19:00	120.3	107.8	0	0	107.8
04/05/2012 20:00	541.1	486.2	0	0	486.2
04/05/2012 21:00	351.3	316	0	0	316
04/05/2012 22:00	428.6	385.4	0	0	385.4
04/05/2012 23:00	383.3	345.6	0	0	345.6
04/06/2012 00:00	453.5	407.5	0	0	407.5
04/06/2012 01:00	301.5	271.5	0	0	271.5
04/06/2012 02:00	377.5	340.4	0	0	340.4
04/06/2012 03:00	357.8	321.3	0	0	321.3
04/06/2012 04:00	385.5	347.1	0	0	347.1
04/06/2012 05:00	397.2	357.3	0	0	357.3
04/06/2012 06:00	389.3	351.1	0	0	351.1
04/06/2012 07:00	482.7	434.8	0	0	434.8
04/06/2012 08:00	456.3	411.2	0	0	411.2
04/06/2012 09:00	460.3	415	0	0	415
04/06/2012 10:00	433.1	389.2	0	0	389.2
04/06/2012 11:00	403.5	362.8	0	0	362.8
04/06/2012 12:00	445.6	401	0	0	401
04/06/2012 13:00	374.8	337.5	0	0	337.5
04/06/2012 14:00	452.9	407.2	0	0	407.2
04/06/2012 15:00	438.1	394.1	0	0	394.1
04/06/2012 16:00	414.5	372.5	0	0	372.5
04/06/2012 17:00	391.1	351.9	0	0	351.9
04/06/2012 18:00	450.1	404.6	0	0	404.6
04/06/2012 19:00	469.9	422.2	0	0	422.2
04/06/2012 20:00	435.3	391	0	0	391
04/06/2012 21:00	380.4	342.5	0	0	342.5
04/06/2012 22:00	397.1	356.8	0	0	356.8
04/06/2012 23:00	394.1	355.4	0	0	355.4
04/07/2012 00:00	392.9	354.1	0	0	354.1
04/07/2012 01:00	348.3	313.8	0	0	313.8
04/07/2012 02:00	425.7	383	0	0	383
04/07/2012 03:00	401.6	361	0	0	361
04/07/2012 04:00	424.3	382.2	0	0	382.2
04/07/2012 05:00	386.9	348.4	0	0	348.4
04/07/2012 06:00	443.6	399.3	0	0	399.3
04/07/2012 07:00	434.6	390.4	0	0	390.4
04/07/2012 08:00	429.4	387.2	0	0	387.2
04/07/2012 09:00	449.9	405.5	0	0	405.5
04/07/2012 10:00	414.2	372.6	0	0	372.6
04/07/2012 11:00	518.8	466.6	0	0	466.6
04/07/2012 12:00	310.5	279	0	0	279
04/07/2012 13:00	392.8	353.3	0	0	353.3

	Unit 1 (Part 75 Data)	Unit 1 (Part 60 Data)	Unit 2 (Part 75 Data)	Unit 2 (Part 60 Data)	Units 1&2 Combined
	SO2_LbPerHr	SO2_P60_LbPerHr	SO2_LbPerHr	SO2_P60_LbPerHr	(Part 60 Data)
	1H	1H	1H	1H	
Time	Value	Value	Value	Value	
04/07/2012 14:00	339.9	305.4	0	0	305.4
04/07/2012 15:00	345.8	311.5	0	0	311.5
04/07/2012 16:00	386.9	347.6	0	0	347.6
04/07/2012 17:00	374.7	337.4	0	0	337.4
04/07/2012 18:00	397.6	357.2	0	0	357.2
04/07/2012 19:00	530.4	477.2	0	0	477.2
04/07/2012 20:00	411.1	370.2	0	0	370.2
04/07/2012 21:00	387.8	349.1	0	0	349.1
04/07/2012 22:00	351.4	316.3	0	0	316.3
04/07/2012 23:00	301.5	270.8	0	0	270.8
04/08/2012 00:00	321.5	289.5	0	0	289.5
04/08/2012 01:00	322.3	289.9	0	0	289.9
04/08/2012 02:00	333.3	300.2	0	0	300.2
04/08/2012 03:00	314.5	282.4	0	0	282.4
04/08/2012 04:00	399.1	358.8	0	0	358.8
04/08/2012 05:00	313.8	282.7	0	0	282.7
04/08/2012 06:00	337	303.1	0	0	303.1
04/08/2012 07:00	363.9	327.2	0	0	327.2
04/08/2012 08:00	356.3	320.5	0	0	320.5
04/08/2012 09:00	312.5	281.4	0	0	281.4
04/08/2012 10:00	336.9	302.7	0	0	302.7
04/08/2012 11:00	361.8	325.5	0	0	325.5
04/08/2012 12:00	296.7	266.5	0	0	266.5
04/08/2012 13:00	319.7	288.1	0	0	288.1
04/08/2012 14:00	315.1	284	0	0	284
04/08/2012 15:00	315.7	284.7	0	0	284.7
04/08/2012 16:00	308	277.2	0	0	277.2
04/08/2012 17:00	217.9	195.5	0	0	195.5
04/08/2012 18:00	344.5	309.6	0	0	309.6
04/08/2012 19:00	372.6	336	0	0	336
04/08/2012 20:00	347	312	0	0	312
04/08/2012 21:00	328.3	295.7	0	0	295.7
04/08/2012 22:00	295.4	265.7	0	0	265.7
04/08/2012 23:00	308.3	277.3	0	0	277.3
04/09/2012 00:00	298.3	268.8	0	0	268.8
04/09/2012 01:00	312.1	280.7	0	0	280.7
04/09/2012 02:00	298.7	268.5	0	0	268.5
04/09/2012 03:00	349.5	315.1	0	0	315.1
04/09/2012 04:00	311.2	280.7	0	0	280.7
04/09/2012 05:00	407.1	366.3	0	0	366.3
04/09/2012 06:00	395.2	354.9	0	0	354.9
04/09/2012 07:00	408.9	368	0	0	368
04/09/2012 08:00	427.1	385.1	0	0	385.1
04/09/2012 09:00	440.1	396.5	0	0	396.5
04/09/2012 10:00	459.8	413.4	0	0	413.4
04/09/2012 11:00	415.7	373.5	0	0	373.5
04/09/2012 12:00	460.9	415.2	0	0	415.2
04/09/2012 13:00	417.3	375.4	0	0	375.4
04/09/2012 14:00	441.1	397.5	0	0	397.5
04/09/2012 15:00	446.9	402	0	0	402
04/09/2012 16:00	463.3	416.8	0	0	416.8
04/09/2012 17:00	405.1	365.3	0	0	365.3
04/09/2012 18:00	506	455	0	0	455
04/09/2012 19:00	414.5	373.8	0	0	373.8
04/09/2012 20:00	375.8	337.5	0	0	337.5
04/09/2012 21:00	343.3	308.3	0	0	308.3
04/09/2012 22:00	308.4	277.1	0	0	277.1
04/09/2012 23:00	294.4	264.8	0	0	264.8
04/10/2012 00:00	290.7	261.5	0	0	261.5
04/10/2012 01:00	295.3	265.9	0	0	265.9
04/10/2012 02:00	318	286.7	0	0	286.7
04/10/2012 03:00	419.5	377.7	0	0	377.7
04/10/2012 04:00	374.9	337.8	0	0	337.8
04/10/2012 05:00	466.2	419.9	0	0	419.9
04/10/2012 06:00	400.5	360.7	0	0	360.7

	Unit 1 (Part 75 Data)	Unit 1 (Part 60 Data)	Unit 2 (Part 75 Data)	Unit 2 (Part 60 Data)	Units 1&2 Combined
	SO2_LbPerHr	SO2_P60_LbPerHr	SO2_LbPerHr	SO2_P60_LbPerHr	(Part 60 Data)
	1H	1H	1H	1H	
Time	Value	Value	Value	Value	
04/10/2012 07:00	499.7	450.1	0	0	450.1
04/10/2012 08:00	428.8	386.7	0	0	386.7
04/10/2012 09:00	533.1	480.5	0	0	480.5
04/10/2012 10:00	437.3	393	0	0	393
04/10/2012 11:00	492.1	442.5	0	0	442.5
04/10/2012 12:00	523.6	471.1	0	0	471.1
04/10/2012 13:00	425.6	383.3	0	0	383.3
04/10/2012 14:00	474.1	425.9	0	0	425.9
04/10/2012 15:00	372.9	336.2	0	0	336.2
04/10/2012 16:00	352.8	317.2	0	0	317.2
04/10/2012 17:00	325	292.7	0	0	292.7
04/10/2012 18:00	306.9	277	0	0	277
04/10/2012 19:00	280.7	252.6	0	0	252.6
04/10/2012 20:00	329	296.9	0	0	296.9
04/10/2012 21:00	356.9	322	0	0	322
04/10/2012 22:00	455.8	410.6	0	0	410.6
04/10/2012 23:00	467.1	420.3	0	0	420.3
04/11/2012 00:00	393.2	354.2	0	0	354.2
04/11/2012 01:00	459.1	413.2	0	0	413.2
04/11/2012 02:00	430.7	388.3	0	0	388.3
04/11/2012 03:00	453.7	408.7	0	0	408.7
04/11/2012 04:00	445	400.5	0	0	400.5
04/11/2012 05:00	566.1	508.8	0	0	508.8
04/11/2012 06:00	477	430	0	0	430
04/11/2012 07:00	510.6	460.2	0	0	460.2
04/11/2012 08:00	516.9	465	0	0	465
04/11/2012 09:00	645.5	581.7	0	0	581.7
04/11/2012 10:00	493.4	444.3	0	0	444.3
04/11/2012 11:00	425.4	382.1	0	0	382.1
04/11/2012 12:00	567.4	510.8	0	0	510.8
04/11/2012 13:00	611.9	551.4	0	0	551.4
04/11/2012 14:00	497.3	448.3	0	0	448.3
04/11/2012 15:00	488.7	439.9	0	0	439.9
04/11/2012 16:00	545	491.2	0	0	491.2
04/11/2012 17:00	573.1	515.8	0	0	515.8
04/11/2012 18:00	508	457	0	0	457
04/11/2012 19:00	513.8	461.9	0	0	461.9
04/11/2012 20:00	515.1	463.2	0	0	463.2
04/11/2012 21:00	516.5	465	0	0	465
04/11/2012 22:00	452.5	407.8	0	0	407.8
04/11/2012 23:00	437.5	393.6	0	0	393.6
04/12/2012 00:00	411.7	371.2	0	0	371.2
04/12/2012 01:00	403.4	362.4	0	0	362.4
04/12/2012 02:00	519.3	468.1	0	0	468.1
04/12/2012 03:00	463.8	417.6	0	0	417.6
04/12/2012 04:00	467.2	420.5	0	0	420.5
04/12/2012 05:00	497.5	447.9	0	0	447.9
04/12/2012 06:00	514	462.4	0	0	462.4
04/12/2012 07:00	485	436.7	0	0	436.7
04/12/2012 08:00	493.3	444.2	0	0	444.2
04/12/2012 09:00	491.9	442.5	0	0	442.5
04/12/2012 10:00	493.5	444.4	0	0	444.4
04/12/2012 11:00	482.1	434.5	0	0	434.5
04/12/2012 12:00	511.4	459.9	0	0	459.9
04/12/2012 13:00	511.8	461.4	0	0	461.4
04/12/2012 14:00	476.9	428.8	0	0	428.8
04/12/2012 15:00	501.2	450.8	0	0	450.8
04/12/2012 16:00	477.1	429.6	0	0	429.6
04/12/2012 17:00	440.1	395.7	0	0	395.7
04/12/2012 18:00	442.2	398.2	0	0	398.2
04/12/2012 19:00	573.1	516.3	0	0	516.3
04/12/2012 20:00	502.6	451.8	0	0	451.8
04/12/2012 21:00	397.3	357	0	0	357
04/12/2012 22:00	393.7	355	0	0	355
04/12/2012 23:00	483.4	435	0	0	435

	Unit 1 (Part 75 Data)	Unit 1 (Part 60 Data)	Unit 2 (Part 75 Data)	Unit 2 (Part 60 Data)	Units 1&2 Combined
	SO2_LbPerHr	SO2_P60_LbPerHr	SO2_LbPerHr	SO2_P60_LbPerHr	(Part 60 Data)
	1H	1H	1H	1H	
Time	Value	Value	Value	Value	
04/13/2012 00:00	417.2	376.2	0	0	376.2
04/13/2012 01:00	509.3	458.8	0	0	458.8
04/13/2012 02:00	474	427.4	0	0	427.4
04/13/2012 03:00	466.9	419.8	0	0	419.8
04/13/2012 04:00	470.3	422.5	0	0	422.5
04/13/2012 05:00	657.2	591.7	0	0	591.7
04/13/2012 06:00	460.9	415.4	0	0	415.4
04/13/2012 07:00	471.5	424.7	0	0	424.7
04/13/2012 08:00	549.3	494.7	0	0	494.7
04/13/2012 09:00	561.9	505.3	0	0	505.3
04/13/2012 10:00	540.4	487.2	0	0	487.2
04/13/2012 11:00	517.2	465.1	0	0	465.1
04/13/2012 12:00	505.6	455.8	0	0	455.8
04/13/2012 13:00	497.7	447.4	0	0	447.4
04/13/2012 14:00	455.7	410.5	0	0	410.5
04/13/2012 15:00	423.4	381.4	0	0	381.4
04/13/2012 16:00	380.9	342.9	0	0	342.9
04/13/2012 17:00	249.2	224.8	0	0	224.8
04/13/2012 18:00	274.2	246.9	0	0	246.9
04/13/2012 19:00	365.5	329.2	0	0	329.2
04/13/2012 20:00	355.1	320.1	0	0	320.1
04/13/2012 21:00	378	340.9	0	0	340.9
04/13/2012 22:00	333.5	300.5	0	0	300.5
04/13/2012 23:00	313.1	281.3	0	0	281.3
04/14/2012 00:00	368.8	331.8	0	0	331.8
04/14/2012 01:00	354.5	319.6	0	0	319.6
04/14/2012 02:00	327.2	294.1	0	0	294.1
04/14/2012 03:00	367.7	331.5	0	0	331.5
04/14/2012 04:00	372.3	335.4	0	0	335.4
04/14/2012 05:00	431.6	388.8	0	0	388.8
04/14/2012 06:00	425.3	383.5	0	0	383.5
04/14/2012 07:00	508.3	457.6	0	0	457.6
04/14/2012 08:00	447.9	403.9	0	0	403.9
04/14/2012 09:00	421.1	379.1	0	0	379.1
04/14/2012 10:00	478.5	431.4	0	0	431.4
04/14/2012 11:00	449.8	405	0	0	405
04/14/2012 12:00	436.4	393.5	0	0	393.5
04/14/2012 13:00	395.8	356.7	0	0	356.7
04/14/2012 14:00	458.2	412.4	0	0	412.4
04/14/2012 15:00	433.1	389.6	0	0	389.6
04/14/2012 16:00	427.8	385.4	0	0	385.4
04/14/2012 17:00	406	366.1	0	0	366.1
04/14/2012 18:00	390.3	351.8	0	0	351.8
04/14/2012 19:00	469.5	423.1	0	0	423.1
04/14/2012 20:00	433.2	389.4	0	0	389.4
04/14/2012 21:00	360.2	324	0	0	324
04/14/2012 22:00	352.2	317.3	0	0	317.3
04/14/2012 23:00	348.7	314.3	0	0	314.3
04/15/2012 00:00	267.2	240.9	0	0	240.9
04/15/2012 01:00	283	254.4	0	0	254.4
04/15/2012 02:00	288.8	260.5	0	0	260.5
04/15/2012 03:00	273	245.8	0	0	245.8
04/15/2012 04:00	275.3	248.3	0	0	248.3
04/15/2012 05:00	315.5	283.4	0	0	283.4
04/15/2012 06:00	294.4	265.4	0	0	265.4
04/15/2012 07:00	295.2	265.8	0	0	265.8
04/15/2012 08:00	341.3	307.7	0	0	307.7
04/15/2012 09:00	264	237.4	0	0	237.4
04/15/2012 10:00	293.9	265	0	0	265
04/15/2012 11:00	364.9	327.9	0	0	327.9
04/15/2012 12:00	318.8	286.9	0	0	286.9
04/15/2012 13:00	323.3	290.9	0	0	290.9
04/15/2012 14:00	366.5	330.5	0	0	330.5
04/15/2012 15:00	458.6	413.1	0	0	413.1
04/15/2012 16:00	427.5	384.2	0	0	384.2

	Unit 1 (Part 75 Data)	Unit 1 (Part 60 Data)	Unit 2 (Part 75 Data)	Unit 2 (Part 60 Data)	Units 1&2 Combined
	SO2_LbPerHr	SO2_P60_LbPerHr	SO2_LbPerHr	SO2_P60_LbPerHr	(Part 60 Data)
	1H	1H	1H	1H	
Time	Value	Value	Value	Value	
04/15/2012 17:00	347.4	312.6	0	0	312.6
04/15/2012 18:00	358.9	322.7	0	0	322.7
04/15/2012 19:00	399	358.5	0	0	358.5
04/15/2012 20:00	440.2	396	0	0	396
04/15/2012 21:00	348.4	313.2	0	0	313.2
04/15/2012 22:00	331.5	298.9	0	0	298.9
04/15/2012 23:00	347.2	312.6	0	0	312.6
04/16/2012 00:00	279.8	251.7	0	0	251.7
04/16/2012 01:00	261	235	0	0	235
04/16/2012 02:00	302.2	272.1	0	0	272.1
04/16/2012 03:00	310.7	280.2	0	0	280.2
04/16/2012 04:00	327.7	294.6	0	0	294.6
04/16/2012 05:00	409.9	369.4	0	0	369.4
04/16/2012 06:00	426.1	383	0	0	383
04/16/2012 07:00	455.9	411	0	0	411
04/16/2012 08:00	591.5	532.5	0	0	532.5
04/16/2012 09:00	489.1	439.9	0	0	439.9
04/16/2012 10:00	433.9	390.7	0	0	390.7
04/16/2012 11:00	460	414.2	0	0	414.2
04/16/2012 12:00	529.8	476.2	0	0	476.2
04/16/2012 13:00	621	558.3	0	0	558.3
04/16/2012 14:00	512	460.4	0	0	460.4
04/16/2012 15:00	592.1	532.5	0	0	532.5
04/16/2012 16:00	501.2	451.8	0	0	451.8
04/16/2012 17:00	412.5	370.7	0	0	370.7
04/16/2012 18:00	367	330	0	0	330
04/16/2012 19:00	498.5	448.8	0	0	448.8
04/16/2012 20:00	522.9	470.2	0	0	470.2
04/16/2012 21:00	430.7	388	0	0	388
04/16/2012 22:00	409.6	368.1	0	0	368.1
04/16/2012 23:00	364.9	328.7	0	0	328.7
04/17/2012 00:00	344.7	310.9	0	0	310.9
04/17/2012 01:00	305.3	274.4	0	0	274.4
04/17/2012 02:00	257.4	232.2	0	0	232.2
04/17/2012 03:00	304.3	274	0	0	274
04/17/2012 04:00	344.2	310.2	0	0	310.2
04/17/2012 05:00	383.9	344.9	0	0	344.9
04/17/2012 06:00	390.5	352.2	0	0	352.2
04/17/2012 07:00	402.8	362.5	0	0	362.5
04/17/2012 08:00	420.2	377.7	0	0	377.7
04/17/2012 09:00	427.1	383.9	0	0	383.9
04/17/2012 10:00	424.3	382.4	0	0	382.4
04/17/2012 11:00	423.2	381.2	0	0	381.2
04/17/2012 12:00	422.6	380.9	0	0	380.9
04/17/2012 13:00	432.9	389.3	0	0	389.3
04/17/2012 14:00	434.6	390.8	0	0	390.8
04/17/2012 15:00	440.9	397	0	0	397
04/17/2012 16:00	409.4	368.3	0	0	368.3
04/17/2012 17:00	394.8	355.1	0	0	355.1
04/17/2012 18:00	421.4	378.9	0	0	378.9
04/17/2012 19:00	471.3	424.9	0	0	424.9
04/17/2012 20:00	408.6	368	0	0	368
04/17/2012 21:00	352.3	316.7	0	0	316.7
04/17/2012 22:00	343	308.4	0	0	308.4
04/17/2012 23:00	310.9	279.3	0	0	279.3
04/18/2012 00:00	327.4	294.6	0	0	294.6
04/18/2012 01:00	323	290.4	0	0	290.4
04/18/2012 02:00	302.2	272.2	0	0	272.2
04/18/2012 03:00	323.8	291.2	0	0	291.2
04/18/2012 04:00	342.7	309	0	0	309
04/18/2012 05:00	430.8	387.7	0	0	387.7
04/18/2012 06:00	400.7	360.8	0	0	360.8
04/18/2012 07:00	426.2	383.9	0	0	383.9
04/18/2012 08:00	456.5	411.6	0	0	411.6
04/18/2012 09:00	499.3	449.4	0	0	449.4

	Unit 1 (Part 75 Data)	Unit 1 (Part 60 Data)	Unit 2 (Part 75 Data)	Unit 2 (Part 60 Data)	Units 1&2 Combined
	SO2_LbPerHr	SO2_P60_LbPerHr	SO2_LbPerHr	SO2_P60_LbPerHr	(Part 60 Data)
	1H	1H	1H	1H	
Time	Value	Value	Value	Value	
04/18/2012 10:00	473.8	425.9	0	0	425.9
04/18/2012 11:00	445.6	401.6	0	0	401.6
04/18/2012 12:00	471.9	424.4	0	0	424.4
04/18/2012 13:00	470.8	423.2	0	0	423.2
04/18/2012 14:00	496.3	446.6	0	0	446.6
04/18/2012 15:00	498.3	448.8	0	0	448.8
04/18/2012 16:00	463.2	417.1	0	0	417.1
04/18/2012 17:00	474.9	426.7	0	0	426.7
04/18/2012 18:00	505.3	455.3	0	0	455.3
04/18/2012 19:00	522.2	470.2	0	0	470.2
04/18/2012 20:00	451.9	407.5	0	0	407.5
04/18/2012 21:00	345.1	310.1	0	0	310.1
04/18/2012 22:00	303.6	273.1	0	0	273.1
04/18/2012 23:00	331	298.2	0	0	298.2
04/19/2012 00:00	331.5	298.9	0	0	298.9
04/19/2012 01:00	304.2	274.2	0	0	274.2
04/19/2012 02:00	297.9	268	0	0	268
04/19/2012 03:00	315.2	283.7	0	0	283.7
04/19/2012 04:00	396	355.8	0	0	355.8
04/19/2012 05:00	449.3	404.6	0	0	404.6
04/19/2012 06:00	477	429.7	0	0	429.7
04/19/2012 07:00	477.8	429.8	0	0	429.8
04/19/2012 08:00	472.6	424.6	0	0	424.6
04/19/2012 09:00	563.7	506.6	0	0	506.6
04/19/2012 10:00	493	443.5	0	0	443.5
04/19/2012 11:00	476.5	429	0	0	429
04/19/2012 12:00	515.5	464.1	0	0	464.1
04/19/2012 13:00	480.4	433.1	0	0	433.1
04/19/2012 14:00	446.9	402.8	0	0	402.8
04/19/2012 15:00	506.1	454.8	0	0	454.8
04/19/2012 16:00	459.9	459.9	0	0	459.9
04/19/2012 17:00	438.2	438.2	0	0	438.2
04/19/2012 18:00	441.4	441.4	0	0	441.4
04/19/2012 19:00	440.7	440.7	0	0	440.7
04/19/2012 20:00	447.5	447.5	0	0	447.5
04/19/2012 21:00	360.6	360.6	0	0	360.6
04/19/2012 22:00	290.3	290.3	0	0	290.3
04/19/2012 23:00	282.5	282.5	0	0	282.5
04/20/2012 00:00	293.3	293.3	0	0	293.3
04/20/2012 01:00	280.4	280.4	0	0	280.4
04/20/2012 02:00	267.7	267.7	0	0	267.7
04/20/2012 03:00	284.3	284.3	0	0	284.3
04/20/2012 04:00	332	332	0	0	332
04/20/2012 05:00	466.4	466.4	0	0	466.4
04/20/2012 06:00	410	410	0	0	410
04/20/2012 07:00	395.6	395.6	0	0	395.6
04/20/2012 08:00	439.6	439.6	0	0	439.6
04/20/2012 09:00	482.3	482.3	0	0	482.3
04/20/2012 10:00	474.6	474.6	0	0	474.6
04/20/2012 11:00	435.5	435.5	0	0	435.5
04/20/2012 12:00	452.5	452.5	0	0	452.5
04/20/2012 13:00	461.4	461.4	0	0	461.4
04/20/2012 14:00	429.2	429.2	0	0	429.2
04/20/2012 15:00	347.7	347.7	0	0	347.7
04/20/2012 16:00	311.6	311.6	0	0	311.6
04/20/2012 17:00	273.9	273.9	0	0	273.9
04/20/2012 18:00	209.9	209.9	0	0	209.9
04/20/2012 19:00	238.5	238.5	0	0	238.5
04/20/2012 20:00	262.9	262.9	0	0	262.9
04/20/2012 21:00	245.1	245.1	0	0	245.1
04/20/2012 22:00	263.5	263.5	0	0	263.5
04/20/2012 23:00	265.2	265.2	0	0	265.2
04/21/2012 00:00	265.6	265.6	0	0	265.6
04/21/2012 01:00	340.4	340.4	0	0	340.4
04/21/2012 02:00	333.3	333.3	0	0	333.3

	Unit 1 (Part 75 Data)	Unit 1 (Part 60 Data)	Unit 2 (Part 75 Data)	Unit 2 (Part 60 Data)	Units 1&2 Combined
	SO2_LbPerHr	SO2_P60_LbPerHr	SO2_LbPerHr	SO2_P60_LbPerHr	(Part 60 Data)
	1H	1H	1H	1H	
Time	Value	Value	Value	Value	
04/21/2012 03:00	375.4	375.4	0	0	375.4
04/21/2012 04:00	326.8	326.8	0	0	326.8
04/21/2012 05:00	326.7	326.7	0	0	326.7
04/21/2012 06:00	503.9	503.9	0	0	503.9
04/21/2012 07:00	483	483	0	0	483
04/21/2012 08:00	420.4	420.4	0	0	420.4
04/21/2012 09:00	536.6	536.6	0	0	536.6
04/21/2012 10:00	549.1	549.1	0	0	549.1
04/21/2012 11:00	485.7	485.7	0	0	485.7
04/21/2012 12:00	472.3	472.3	0	0	472.3
04/21/2012 13:00	503.7	503.7	0	0	503.7
04/21/2012 14:00	483.6	483.6	0	0	483.6
04/21/2012 15:00	475.8	475.8	0	0	475.8
04/21/2012 16:00	466.4	466.4	0	0	466.4
04/21/2012 17:00	439.9	439.9	0	0	439.9
04/21/2012 18:00	481.7	481.7	0	0	481.7
04/21/2012 19:00	529.3	529.3	0	0	529.3
04/21/2012 20:00	544	544	0	0	544
04/21/2012 21:00	424.1	424.1	0	0	424.1
04/21/2012 22:00	385.1	385.1	0	0	385.1
04/21/2012 23:00	346.9	346.9	0	0	346.9
04/22/2012 00:00	392.7	392.7	0	0	392.7
04/22/2012 01:00	454.9	454.9	0	0	454.9
04/22/2012 02:00	455.8	455.8	0	0	455.8
04/22/2012 03:00	391.2	391.2	0	0	391.2
04/22/2012 04:00	346.3	346.3	0	0	346.3
04/22/2012 05:00	458.1	458.1	0	0	458.1
04/22/2012 06:00	444.6	444.6	0	0	444.6
04/22/2012 07:00	475.5	475.5	0	0	475.5
04/22/2012 08:00	604.9	604.9	0	0	604.9
04/22/2012 09:00	527.1	527.1	0	0	527.1
04/22/2012 10:00	571.2	571.2	0	0	571.2
04/22/2012 11:00	541.3	541.3	0	0	541.3
04/22/2012 12:00	530	530	0	0	530
04/22/2012 13:00	501.9	501.9	0	0	501.9
04/22/2012 14:00	536.8	536.8	0	0	536.8
04/22/2012 15:00	596.8	596.8	0	0	596.8
04/22/2012 16:00	608.3	608.3	0	0	608.3
04/22/2012 17:00	519.5	519.5	0	0	519.5
04/22/2012 18:00	609.6	609.6	0	0	609.6
04/22/2012 19:00	601.2	601.2	0	0	601.2
04/22/2012 20:00	590.2	590.2	0	0	590.2
04/22/2012 21:00	484.7	484.7	0	0	484.7
04/22/2012 22:00	479.7	479.7	0	0	479.7
04/22/2012 23:00	415.7	415.7	0	0	415.7
04/23/2012 00:00	403.8	403.8	0	0	403.8
04/23/2012 01:00	545.8	545.8	0	0	545.8
04/23/2012 02:00	456	456	0	0	456
04/23/2012 03:00	437.9	437.9	0	0	437.9
04/23/2012 04:00	528.1	528.1	0	0	528.1
04/23/2012 05:00	668.7	668.7	0	0	668.7
04/23/2012 06:00	675	675	0	0	675
04/23/2012 07:00	617.7	617.7	0	0	617.7
04/23/2012 08:00	725.1	725.1	0	0	725.1
04/23/2012 09:00	918.4	918.4	0	0	918.4
04/23/2012 10:00	931.5	931.5	0	0	931.5
04/23/2012 11:00	775.4	775.4	0	0	775.4
04/23/2012 12:00	849.5	849.5	0	0	849.5
04/23/2012 13:00	852.4	852.4	0	0	852.4
04/23/2012 14:00	874.2	874.2	0	0	874.2
04/23/2012 15:00	925.8	925.8	0	0	925.8
04/23/2012 16:00	921.4	921.4	0	0	921.4
04/23/2012 17:00	930	930	0	0	930
04/23/2012 18:00	725.8	725.8	0	0	725.8
04/23/2012 19:00	1021.6	1021.6	0	0	1021.6

	Unit 1 (Part 75 Data)	Unit 1 (Part 60 Data)	Unit 2 (Part 75 Data)	Unit 2 (Part 60 Data)	Units 1&2 Combined
	SO2_LbPerHr	SO2_P60_LbPerHr	SO2_LbPerHr	SO2_P60_LbPerHr	(Part 60 Data)
	1H	1H	1H	1H	
Time	Value	Value	Value	Value	
04/23/2012 20:00	958.7	958.7	0	0	958.7
04/23/2012 21:00	924.9	924.9	0	0	924.9
04/23/2012 22:00	830.6	830.6	0	0	830.6
04/23/2012 23:00	693.7	693.7	0	0	693.7
04/24/2012 00:00	700.8	700.8	0	0	700.8
04/24/2012 01:00	615.3	615.3	0	0	615.3
04/24/2012 02:00	670.7	670.7	0	0	670.7
04/24/2012 03:00	862.6	862.6	0	0	862.6
04/24/2012 04:00	715.7	715.7	0	0	715.7
04/24/2012 05:00	542.3	542.3	0	0	542.3
04/24/2012 06:00	632.5	632.5	0	0	632.5
04/24/2012 07:00	583	583	0	0	583
04/24/2012 08:00	622.4	622.4	0	0	622.4
04/24/2012 09:00	608.3	608.3	0	0	608.3
04/24/2012 10:00	609.7	609.7	0	0	609.7
04/24/2012 11:00	628.3	628.3	0	0	628.3
04/24/2012 12:00	599.5	599.5	0	0	599.5
04/24/2012 13:00	621.2	621.2	0	0	621.2
04/24/2012 14:00	639	639	0	0	639
04/24/2012 15:00	635.1	635.1	0	0	635.1
04/24/2012 16:00	629.4	629.4	0	0	629.4
04/24/2012 17:00	644.4	644.4	0	0	644.4
04/24/2012 18:00	610.7	610.7	0	0	610.7
04/24/2012 19:00	596	596	0	0	596
04/24/2012 20:00	587.6	587.6	0	0	587.6
04/24/2012 21:00	610	610	0	0	610
04/24/2012 22:00	584.4	584.4	0	0	584.4
04/24/2012 23:00	589.9	589.9	0	0	589.9
04/25/2012 00:00	582	582	0	0	582
04/25/2012 01:00	606.2	606.2	0	0	606.2
04/25/2012 02:00	590.8	590.8	0	0	590.8
04/25/2012 03:00	608.9	608.9	0	0	608.9
04/25/2012 04:00	740.3	740.3	0	0	740.3
04/25/2012 05:00	888.3	888.3	0	0	888.3
04/25/2012 06:00	915.9	915.9	0	0	915.9
04/25/2012 07:00	969.9	969.9	0	0	969.9
04/25/2012 08:00	932.5	932.5	0	0	932.5
04/25/2012 09:00	935.6	935.6	0	0	935.6
04/25/2012 10:00	878.7	878.7	0	0	878.7
04/25/2012 11:00	738.8	738.8	0	0	738.8
04/25/2012 12:00	647.4	647.4	0	0	647.4
04/25/2012 13:00	582.2	582.2	0	0	582.2
04/25/2012 14:00	526.9	526.9	0	0	526.9
04/25/2012 15:00	630.9	630.9	0	0	630.9
04/25/2012 16:00	633.4	633.4	0	0	633.4
04/25/2012 17:00	571.6	571.6	0	0	571.6
04/25/2012 18:00	581.2	581.2	0	0	581.2
04/25/2012 19:00	561.1	561.1	0	0	561.1
04/25/2012 20:00	541.1	541.1	0	0	541.1
04/25/2012 21:00	444.5	444.5	0	0	444.5
04/25/2012 22:00	339.7	339.7	0	0	339.7
04/25/2012 23:00	345.1	345.1	0	0	345.1
04/26/2012 00:00	330.2	330.2	0	0	330.2
04/26/2012 01:00	329.9	329.9	0	0	329.9
04/26/2012 02:00	323.7	323.7	0	0	323.7
04/26/2012 03:00	377.5	377.5	0	0	377.5
04/26/2012 04:00	386.6	386.6	0	0	386.6
04/26/2012 05:00	500.8	500.8	0	0	500.8
04/26/2012 06:00	433.2	433.2	0	0	433.2
04/26/2012 07:00	532.4	532.4	0	0	532.4
04/26/2012 08:00	461.1	461.1	0	0	461.1
04/26/2012 09:00	505.9	505.9	0	0	505.9
04/26/2012 10:00	607.1	607.1	0	0	607.1
04/26/2012 11:00	364.9	364.9	0	0	364.9
04/26/2012 12:00	341.7	341.7	0	0	341.7

	Unit 1 (Part 75 Data)	Unit 1 (Part 60 Data)	Unit 2 (Part 75 Data)	Unit 2 (Part 60 Data)	Units 1&2 Combined
	SO2_LbPerHr	SO2_P60_LbPerHr	SO2_LbPerHr	SO2_P60_LbPerHr	(Part 60 Data)
	1H	1H	1H	1H	
Time	Value	Value	Value	Value	
04/26/2012 13:00	406	406	0	0	406
04/26/2012 14:00	369.2	369.2	0	0	369.2
04/26/2012 15:00	516	516	0	0	516
04/26/2012 16:00	611.1	611.1	0	0	611.1
04/26/2012 17:00	522.8	522.8	0	0	522.8
04/26/2012 18:00	520.9	520.9	0	0	520.9
04/26/2012 19:00	573.8	573.8	0	0	573.8
04/26/2012 20:00	597.8	597.8	0	0	597.8
04/26/2012 21:00	412.4	412.4	0	0	412.4
04/26/2012 22:00	326.7	326.7	0	0	326.7
04/26/2012 23:00	282.6	282.6	0	0	282.6
04/27/2012 00:00	363.5	363.5	0	0	363.5
04/27/2012 01:00	348.4	348.4	0	0	348.4
04/27/2012 02:00	351.4	351.4	0	0	351.4
04/27/2012 03:00	374.6	374.6	0	0	374.6
04/27/2012 04:00	448.9	448.9	0	0	448.9
04/27/2012 05:00	541	541	0	0	541
04/27/2012 06:00	483.2	483.2	0	0	483.2
04/27/2012 07:00	586.1	586.1	0	0	586.1
04/27/2012 08:00	573.7	573.7	0	0	573.7
04/27/2012 09:00	658.2	658.2	0	0	658.2
04/27/2012 10:00	692	692	0	0	692
04/27/2012 11:00	600.3	600.3	0	0	600.3
04/27/2012 12:00	540.2	540.2	0	0	540.2
04/27/2012 13:00	583.6	583.6	0	0	583.6
04/27/2012 14:00	527.6	527.6	0	0	527.6
04/27/2012 15:00	565.9	565.9	0	0	565.9
04/27/2012 16:00	531.4	531.4	0	0	531.4
04/27/2012 17:00	505.3	505.3	0	0	505.3
04/27/2012 18:00	422.2	422.2	0	0	422.2
04/27/2012 19:00	512.5	512.5	0	0	512.5
04/27/2012 20:00	586.8	586.8	0	0	586.8
04/27/2012 21:00	470.7	470.7	0	0	470.7
04/27/2012 22:00	526.3	526.3	0	0	526.3
04/27/2012 23:00	480.6	480.6	0	0	480.6
04/28/2012 00:00	497.2	497.2	0	0	497.2
04/28/2012 01:00	474.3	474.3	0	0	474.3
04/28/2012 02:00	456.1	456.1	0	0	456.1
04/28/2012 03:00	491.5	491.5	0	0	491.5
04/28/2012 04:00	583.2	583.2	0	0	583.2
04/28/2012 05:00	633.9	633.9	0	0	633.9
04/28/2012 06:00	601.7	601.7	0	0	601.7
04/28/2012 07:00	652.5	652.5	0	0	652.5
04/28/2012 08:00	648.2	648.2	0	0	648.2
04/28/2012 09:00	707	707	0	0	707
04/28/2012 10:00	694.2	694.2	0	0	694.2
04/28/2012 11:00	664.6	664.6	0	0	664.6
04/28/2012 12:00	640.6	640.6	0	0	640.6
04/28/2012 13:00	648.7	648.7	0	0	648.7
04/28/2012 14:00	524.6	524.6	0	0	524.6
04/28/2012 15:00	569.5	569.5	0	0	569.5
04/28/2012 16:00	669.7	669.7	0	0	669.7
04/28/2012 17:00	567.5	567.5	0	0	567.5
04/28/2012 18:00	541.2	541.2	0	0	541.2
04/28/2012 19:00	731.7	731.7	0	0	731.7
04/28/2012 20:00	609	609	0	0	609
04/28/2012 21:00	513.2	513.2	0	0	513.2
04/28/2012 22:00	565.5	565.5	0	0	565.5
04/28/2012 23:00	522.8	522.8	0	0	522.8
04/29/2012 00:00	442.6	442.6	0	0	442.6
04/29/2012 01:00	421	421	0	0	421
04/29/2012 02:00	437.3	437.3	0	0	437.3
04/29/2012 03:00	444	444	0	0	444
04/29/2012 04:00	470.1	470.1	0	0	470.1
04/29/2012 05:00	515.7	515.7	0	0	515.7

	Unit 1 (Part 75 Data)	Unit 1 (Part 60 Data)	Unit 2 (Part 75 Data)	Unit 2 (Part 60 Data)	Units 1&2 Combined
	SO2_LbPerHr	SO2_P60_LbPerHr	SO2_LbPerHr	SO2_P60_LbPerHr	(Part 60 Data)
	1H	1H	1H	1H	
Time	Value	Value	Value	Value	
04/29/2012 06:00	420.6	420.6	0	0	420.6
04/29/2012 07:00	551	551	0	0	551
04/29/2012 08:00	487.2	487.2	0	0	487.2
04/29/2012 09:00	460.7	460.7	0	0	460.7
04/29/2012 10:00	506.3	506.3	0	0	506.3
04/29/2012 11:00	432.7	432.7	0	0	432.7
04/29/2012 12:00	394.5	394.5	0	0	394.5
04/29/2012 13:00	456.6	456.6	0	0	456.6
04/29/2012 14:00	447.3	447.3	0	0	447.3
04/29/2012 15:00	396.5	396.5	0	0	396.5
04/29/2012 16:00	509.6	509.6	0	0	509.6
04/29/2012 17:00	479.3	479.3	0	0	479.3
04/29/2012 18:00	436.8	436.8	0	0	436.8
04/29/2012 19:00	609.3	609.3	0	0	609.3
04/29/2012 20:00	639.7	639.7	0	0	639.7
04/29/2012 21:00	503.5	503.5	0	0	503.5
04/29/2012 22:00	436.1	436.1	0	0	436.1
04/29/2012 23:00	421	421	0	0	421
04/30/2012 00:00	483.7	483.7	0	0	483.7
04/30/2012 01:00	510.3	510.3	0	0	510.3
04/30/2012 02:00	520.9	520.9	0	0	520.9
04/30/2012 03:00	494.4	494.4	0	0	494.4
04/30/2012 04:00	502.3	502.3	0	0	502.3
04/30/2012 05:00	682.6	682.6	0	0	682.6
04/30/2012 06:00	593.1	593.1	0	0	593.1
04/30/2012 07:00	559.9	559.9	0	0	559.9
04/30/2012 08:00	665.8	665.8	0	0	665.8
04/30/2012 09:00	628.2	628.2	0	0	628.2
04/30/2012 10:00	648	648	0	0	648
04/30/2012 11:00	663.8	663.8	0	0	663.8
04/30/2012 12:00	642.5	642.5	0	0	642.5
04/30/2012 13:00	669.5	669.5	0	0	669.5
04/30/2012 14:00	642.4	642.4	0	0	642.4
04/30/2012 15:00	623.2	623.2	0	0	623.2
04/30/2012 16:00	693	693	0	0	693
04/30/2012 17:00	642.2	642.2	0	0	642.2
04/30/2012 18:00	632.1	632.1	0	0	632.1
04/30/2012 19:00	682.2	682.2	0	0	682.2
04/30/2012 20:00	640.2	640.2	0	0	640.2
04/30/2012 21:00	557.9	557.9	0	0	557.9
04/30/2012 22:00	459.4	459.4	0	0	459.4
04/30/2012 23:00	535.8	535.8	0	0	535.8
05/01/2012 00:00	466.3	466.3	0	0	466.3
05/01/2012 01:00	413.5	413.5	0	0	413.5
05/01/2012 02:00	431.9	431.9	0	0	431.9
05/01/2012 03:00	630.1	630.1	0	0	630.1
05/01/2012 04:00	691.4	691.4	0	0	691.4
05/01/2012 05:00	650.2	650.2	0	0	650.2
05/01/2012 06:00	744.2	744.2	0	0	744.2
05/01/2012 07:00	684.3	684.3	0	0	684.3
05/01/2012 08:00	725.3	725.3	0	0	725.3
05/01/2012 09:00	758.5	758.5	0	0	758.5
05/01/2012 10:00	748.3	748.3	0	0	748.3
05/01/2012 11:00	724.6	724.6	0	0	724.6
05/01/2012 12:00	749.4	749.4	0	0	749.4
05/01/2012 13:00	744.2	744.2	0	0	744.2
05/01/2012 14:00	762.3	762.3	0	0	762.3
05/01/2012 15:00	742.5	742.5	0	0	742.5
05/01/2012 16:00	751	751	0	0	751
05/01/2012 17:00	733.7	733.7	0	0	733.7
05/01/2012 18:00	770.9	770.9	0	0	770.9
05/01/2012 19:00	713	713	0	0	713
05/01/2012 20:00	677.9	677.9	0	0	677.9
05/01/2012 21:00	765	765	0	0	765
05/01/2012 22:00	604.5	604.5	0	0	604.5

	Unit 1 (Part 75 Data)	Unit 1 (Part 60 Data)	Unit 2 (Part 75 Data)	Unit 2 (Part 60 Data)	Units 1&2 Combined
	SO2_LbPerHr	SO2_P60_LbPerHr	SO2_LbPerHr	SO2_P60_LbPerHr	(Part 60 Data)
	1H	1H	1H	1H	
Time	Value	Value	Value	Value	
05/01/2012 23:00	440.3	440.3	0	0	440.3
05/02/2012 00:00	523.9	523.9	0	0	523.9
05/02/2012 01:00	526.8	526.8	0	0	526.8
05/02/2012 02:00	477.4	477.4	0	0	477.4
05/02/2012 03:00	498.2	498.2	0	0	498.2
05/02/2012 04:00	537.8	537.8	0	0	537.8
05/02/2012 05:00	692.3	692.3	0	0	692.3
05/02/2012 06:00	741.1	741.1	0	0	741.1
05/02/2012 07:00	722	722	0	0	722
05/02/2012 08:00	714.9	714.9	0	0	714.9
05/02/2012 09:00	746.2	746.2	0	0	746.2
05/02/2012 10:00	764.7	764.7	0	0	764.7
05/02/2012 11:00	742.9	742.9	0	0	742.9
05/02/2012 12:00	720	720	0	0	720
05/02/2012 13:00	711.4	711.4	0	0	711.4
05/02/2012 14:00	842.4	842.4	0	0	842.4
05/02/2012 15:00	732.1	732.1	0	0	732.1
05/02/2012 16:00	749.2	749.2	0	0	749.2
05/02/2012 17:00	813.5	813.5	0	0	813.5
05/02/2012 18:00	749	749	0	0	749
05/02/2012 19:00	725.3	725.3	0	0	725.3
05/02/2012 20:00	794.7	794.7	0	0	794.7
05/02/2012 21:00	623.9	623.9	0	0	623.9
05/02/2012 22:00	504.5	504.5	0	0	504.5
05/02/2012 23:00	477.5	477.5	0	0	477.5
05/03/2012 00:00	510.6	510.6	0	0	510.6
05/03/2012 01:00	470.5	470.5	0	0	470.5
05/03/2012 02:00	510.6	510.6	0	0	510.6
05/03/2012 03:00	384.7	384.7	0	0	384.7
05/03/2012 04:00	306.1	306.1	0	0	306.1
05/03/2012 05:00	631.4	631.4	0	0	631.4
05/03/2012 06:00	757.8	757.8	0	0	757.8
05/03/2012 07:00	702.5	702.5	0	0	702.5
05/03/2012 08:00	649	649	0	0	649
05/03/2012 09:00	747.8	747.8	0	0	747.8
05/03/2012 10:00	723.8	723.8	0	0	723.8
05/03/2012 11:00	716.7	716.7	0	0	716.7
05/03/2012 12:00	742.7	742.7	0	0	742.7
05/03/2012 13:00	800.1	800.1	0	0	800.1
05/03/2012 14:00	778.7	778.7	0	0	778.7
05/03/2012 15:00	728.7	728.7	0	0	728.7
05/03/2012 16:00	771.6	771.6	0	0	771.6
05/03/2012 17:00	747.3	747.3	0	0	747.3
05/03/2012 18:00	727.4	727.4	0	0	727.4
05/03/2012 19:00	765.1	765.1	0	0	765.1
05/03/2012 20:00	717.1	717.1	0	0	717.1
05/03/2012 21:00	644.2	644.2	0	0	644.2
05/03/2012 22:00	632.2	632.2	0	0	632.2
05/03/2012 23:00	524	524	0	0	524
05/04/2012 00:00	489.9	489.9	0	0	489.9
05/04/2012 01:00	463.6	463.6	0	0	463.6
05/04/2012 02:00	471.1	471.1	0	0	471.1
05/04/2012 03:00	454.8	454.8	0	0	454.8
05/04/2012 04:00	532.8	532.8	0	0	532.8
05/04/2012 05:00	622	622	0	0	622
05/04/2012 06:00	542.3	542.3	0	0	542.3
05/04/2012 07:00	694.9	694.9	0	0	694.9
05/04/2012 08:00	766.9	766.9	0	0	766.9
05/04/2012 09:00	644.8	644.8	0	0	644.8
05/04/2012 10:00	783.7	783.7	0	0	783.7
05/04/2012 11:00	769.9	769.9	0	0	769.9
05/04/2012 12:00	721.2	721.2	0	0	721.2
05/04/2012 13:00	763.2	763.2	0	0	763.2
05/04/2012 14:00	781.4	781.4	0	0	781.4
05/04/2012 15:00	747.9	747.9	0	0	747.9

	Unit 1 (Part 75 Data)	Unit 1 (Part 60 Data)	Unit 2 (Part 75 Data)	Unit 2 (Part 60 Data)	Units 1&2 Combined
	SO2_LbPerHr	SO2_P60_LbPerHr	SO2_LbPerHr	SO2_P60_LbPerHr	(Part 60 Data)
	1H	1H	1H	1H	
Time	Value	Value	Value	Value	
05/04/2012 16:00	750.2	750.2	0	0	750.2
05/04/2012 17:00	664	664	0	0	664
05/04/2012 18:00	738.7	738.7	0	0	738.7
05/04/2012 19:00	711.8	711.8	0	0	711.8
05/04/2012 20:00	739.3	739.3	0	0	739.3
05/04/2012 21:00	549.1	549.1	0	0	549.1
05/04/2012 22:00	600.4	600.4	0	0	600.4
05/04/2012 23:00	678.7	678.7	0	0	678.7
05/05/2012 00:00	586.5	586.5	0	0	586.5
05/05/2012 01:00	504.7	504.7	0	0	504.7
05/05/2012 02:00	449.6	449.6	0	0	449.6
05/05/2012 03:00	446.8	446.8	0	0	446.8
05/05/2012 04:00	429.2	429.2	0	0	429.2
05/05/2012 05:00	470.7	470.7	0	0	470.7
05/05/2012 06:00	456.4	456.4	0	0	456.4
05/05/2012 07:00	610.8	610.8	0	0	610.8
05/05/2012 08:00	692.9	692.9	0	0	692.9
05/05/2012 09:00	662.1	662.1	0	0	662.1
05/05/2012 10:00	695.9	695.9	0	0	695.9
05/05/2012 11:00	735.9	735.9	0	0	735.9
05/05/2012 12:00	677.3	677.3	0	0	677.3
05/05/2012 13:00	688.9	688.9	0	0	688.9
05/05/2012 14:00	710.8	710.8	0	0	710.8
05/05/2012 15:00	690.4	690.4	0	0	690.4
05/05/2012 16:00	676.4	676.4	0	0	676.4
05/05/2012 17:00	692	692	0	0	692
05/05/2012 18:00	640.5	640.5	0	0	640.5
05/05/2012 19:00	659.5	659.5	0	0	659.5
05/05/2012 20:00	679.7	679.7	0	0	679.7
05/05/2012 21:00	471.2	471.2	0	0	471.2
05/05/2012 22:00	610.1	610.1	0	0	610.1
05/05/2012 23:00	578.4	578.4	0	0	578.4
05/06/2012 00:00	508	508	0	0	508
05/06/2012 01:00	484.1	484.1	0	0	484.1
05/06/2012 02:00	488.3	488.3	0	0	488.3
05/06/2012 03:00	472.6	472.6	0	0	472.6
05/06/2012 04:00	505.3	505.3	0	0	505.3
05/06/2012 05:00	433.1	433.1	0	0	433.1
05/06/2012 06:00	483.5	483.5	0	0	483.5
05/06/2012 07:00	486.8	486.8	0	0	486.8
05/06/2012 08:00	573.4	573.4	0	0	573.4
05/06/2012 09:00	637.1	637.1	0	0	637.1
05/06/2012 10:00	686.7	686.7	0	0	686.7
05/06/2012 11:00	751.8	751.8	0	0	751.8
05/06/2012 12:00	696.3	696.3	0	0	696.3
05/06/2012 13:00	723.9	723.9	0	0	723.9
05/06/2012 14:00	729.2	729.2	0	0	729.2
05/06/2012 15:00	719.3	719.3	0	0	719.3
05/06/2012 16:00	711.6	711.6	0	0	711.6
05/06/2012 17:00	714.2	714.2	0	0	714.2
05/06/2012 18:00	662	662	0	0	662
05/06/2012 19:00	721.6	721.6	0	0	721.6
05/06/2012 20:00	695.8	695.8	0	0	695.8
05/06/2012 21:00	555.9	555.9	0	0	555.9
05/06/2012 22:00	546.2	546.2	0	0	546.2
05/06/2012 23:00	602.8	602.8	0	0	602.8
05/07/2012 00:00	421.7	421.7	0	0	421.7
05/07/2012 01:00	482.7	482.7	0	0	482.7
05/07/2012 02:00	466.7	466.7	0	0	466.7
05/07/2012 03:00	452.1	452.1	0	0	452.1
05/07/2012 04:00	540.5	540.5	0	0	540.5
05/07/2012 05:00	605.6	605.6	0	0	605.6
05/07/2012 06:00	676.3	676.3	0	0	676.3
05/07/2012 07:00	784.4	784.4	0	0	784.4
05/07/2012 08:00	733.1	733.1	0	0	733.1

	Unit 1 (Part 75 Data)	Unit 1 (Part 60 Data)	Unit 2 (Part 75 Data)	Unit 2 (Part 60 Data)	Units 1&2 Combined
	SO2_LbPerHr	SO2_P60_LbPerHr	SO2_LbPerHr	SO2_P60_LbPerHr	(Part 60 Data)
	1H	1H	1H	1H	
Time	Value	Value	Value	Value	
05/07/2012 09:00	756.1	756.1	0	0	756.1
05/07/2012 10:00	791	791	0	0	791
05/07/2012 11:00	750.1	750.1	0	0	750.1
05/07/2012 12:00	772.3	772.3	0	0	772.3
05/07/2012 13:00	800.1	800.1	0	0	800.1
05/07/2012 14:00	771.3	771.3	0	0	771.3
05/07/2012 15:00	780.1	780.1	0	0	780.1
05/07/2012 16:00	753.2	753.2	0	0	753.2
05/07/2012 17:00	770.4	770.4	0	0	770.4
05/07/2012 18:00	772.3	772.3	0	0	772.3
05/07/2012 19:00	759.6	759.6	0	0	759.6
05/07/2012 20:00	780.5	780.5	0	0	780.5
05/07/2012 21:00	613	613	0	0	613
05/07/2012 22:00	666	666	0	0	666
05/07/2012 23:00	731.3	731.3	0	0	731.3
05/08/2012 00:00	639.2	639.2	0	0	639.2
05/08/2012 01:00	696.6	696.6	0	0	696.6
05/08/2012 02:00	667.2	667.2	0	0	667.2
05/08/2012 03:00	663.9	663.9	1	1	664.9
05/08/2012 04:00	676.1	676.1	0	0	676.1
05/08/2012 05:00	808.1	808.1	0	0	808.1
05/08/2012 06:00	932.4	932.4	0	0	932.4
05/08/2012 07:00	982	982	0	0	982
05/08/2012 08:00	729.2	729.2	0	0	729.2
05/08/2012 09:00	665	665	0	0	665
05/08/2012 10:00	724.6	724.6	0	0	724.6
05/08/2012 11:00	765	765	0	0	765
05/08/2012 12:00	745.5	745.5	0	0	745.5
05/08/2012 13:00	718.2	718.2	0	0	718.2
05/08/2012 14:00	753	753	0	0	753
05/08/2012 15:00	736.6	736.6	0	0	736.6
05/08/2012 16:00	740.1	740.1	0	0	740.1
05/08/2012 17:00	748.9	748.9	0	0	748.9
05/08/2012 18:00	742.8	742.8	0	0	742.8
05/08/2012 19:00	759.2	759.2	0	0	759.2
05/08/2012 20:00	734.8	734.8	0	0	734.8
05/08/2012 21:00	613.7	613.7	0	0	613.7
05/08/2012 22:00	682	682	0	0	682
05/08/2012 23:00	576.1	576.1	0	0	576.1
05/09/2012 00:00	523.2	523.2	0	0	523.2
05/09/2012 01:00	504.7	504.7	0	0	504.7
05/09/2012 02:00	452.3	452.3	0	0	452.3
05/09/2012 03:00	457.3	457.3	0	0	457.3
05/09/2012 04:00	577.4	577.4	0	0	577.4
05/09/2012 05:00	709.5	709.5	0	0	709.5
05/09/2012 06:00	657.7	657.7	0	0	657.7
05/09/2012 07:00	712.9	712.9	0	0	712.9
05/09/2012 08:00	758	758	0	0	758
05/09/2012 09:00	707.2	707.2	0	0	707.2
05/09/2012 10:00	727.5	727.5	0	0	727.5
05/09/2012 11:00	780.5	780.5	0	0	780.5
05/09/2012 12:00	716	716	0	0	716
05/09/2012 13:00	685.7	685.7	0	0	685.7
05/09/2012 14:00	753.6	753.6	0	0	753.6
05/09/2012 15:00	705.5	705.5	0	0	705.5
05/09/2012 16:00	812.8	812.8	0	0	812.8
05/09/2012 17:00	777.5	777.5	0	0	777.5
05/09/2012 18:00	706.7	706.7	0	0	706.7
05/09/2012 19:00	802.8	802.8	0	0	802.8
05/09/2012 20:00	730.2	730.2	0	0	730.2
05/09/2012 21:00	597.7	597.7	0	0	597.7
05/09/2012 22:00	551.1	551.1	0	0	551.1
05/09/2012 23:00	493.3	493.3	0	0	493.3
05/10/2012 00:00	540.1	540.1	0	0	540.1
05/10/2012 01:00	459.9	459.9	0	0	459.9

	Unit 1 (Part 75 Data)	Unit 1 (Part 60 Data)	Unit 2 (Part 75 Data)	Unit 2 (Part 60 Data)	Units 1&2 Combined
	SO2_LbPerHr	SO2_P60_LbPerHr	SO2_LbPerHr	SO2_P60_LbPerHr	(Part 60 Data)
	1H	1H	1H	1H	
Time	Value	Value	Value	Value	
05/10/2012 02:00	487.1	487.1	0	0	487.1
05/10/2012 03:00	451	451	0	0	451
05/10/2012 04:00	535.5	535.5	0	0	535.5
05/10/2012 05:00	569.7	569.7	0	0	569.7
05/10/2012 06:00	668.5	668.5	0	0	668.5
05/10/2012 07:00	702.9	702.9	0	0	702.9
05/10/2012 08:00	738.8	738.8	0	0	738.8
05/10/2012 09:00	716.7	716.7	0	0	716.7
05/10/2012 10:00	760.4	760.4	0	0	760.4
05/10/2012 11:00	569.4	569.4	0	0	569.4
05/10/2012 12:00	785.2	785.2	0	0	785.2
05/10/2012 13:00	704.9	704.9	0	0	704.9
05/10/2012 14:00	692.2	692.2	0	0	692.2
05/10/2012 15:00	760.8	760.8	0	0	760.8
05/10/2012 16:00	724.2	724.2	0	0	724.2
05/10/2012 17:00	720.9	720.9	0	0	720.9
05/10/2012 18:00	706.1	706.1	0	0	706.1
05/10/2012 19:00	1189.3	1189.3	0	0	1189.3
05/10/2012 20:00	650.3	650.3	0	0	650.3
05/10/2012 21:00	473.6	473.6	0	0	473.6
05/10/2012 22:00	542.5	542.5	0	0	542.5
05/10/2012 23:00	533.1	533.1	0	0	533.1
05/11/2012 00:00	448.1	448.1	0	0	448.1
05/11/2012 01:00	580.3	580.3	0	0	580.3
05/11/2012 02:00	458.1	458.1	0	0	458.1
05/11/2012 03:00	519.6	519.6	0	0	519.6
05/11/2012 04:00	580.8	580.8	0	0	580.8
05/11/2012 05:00	735.4	735.4	0	0	735.4
05/11/2012 06:00	716.2	716.2	0	0	716.2
05/11/2012 07:00	736.1	736.1	0	0	736.1
05/11/2012 08:00	764.3	764.3	0	0	764.3
05/11/2012 09:00	791.8	791.8	0	0	791.8
05/11/2012 10:00	758.4	758.4	0	0	758.4
05/11/2012 11:00	742.4	742.4	0	0	742.4
05/11/2012 12:00	750.9	750.9	0	0	750.9
05/11/2012 13:00	707.6	707.6	0	0	707.6
05/11/2012 14:00	714.7	714.7	0	0	714.7
05/11/2012 15:00	763.5	763.5	0	0	763.5
05/11/2012 16:00	683.2	683.2	0	0	683.2
05/11/2012 17:00	652.2	652.2	0	0	652.2
05/11/2012 18:00	573.7	573.7	0	0	573.7
05/11/2012 19:00	700.8	700.8	0	0	700.8
05/11/2012 20:00	700.4	700.4	0	0	700.4
05/11/2012 21:00	510.2	510.2	0	0	510.2
05/11/2012 22:00	491.1	491.1	0	0	491.1
05/11/2012 23:00	418.3	418.3	0	0	418.3
05/12/2012 00:00	505.9	505.9	0	0	505.9
05/12/2012 01:00	573.6	573.6	0	0	573.6
05/12/2012 02:00	395.3	395.3	0	0	395.3
05/12/2012 03:00	427	427	0	0	427
05/12/2012 04:00	500.7	500.7	0	0	500.7
05/12/2012 05:00	549.6	549.6	0	0	549.6
05/12/2012 06:00	470.4	470.4	0	0	470.4
05/12/2012 07:00	561	561	0	0	561
05/12/2012 08:00	679.7	679.7	0	0	679.7
05/12/2012 09:00	557.3	557.3	0	0	557.3
05/12/2012 10:00	546.1	546.1	0	0	546.1
05/12/2012 11:00	564.8	564.8	0	0	564.8
05/12/2012 12:00	599.9	599.9	0	0	599.9
05/12/2012 13:00	584	584	0	0	584
05/12/2012 14:00	550.2	550.2	0	0	550.2
05/12/2012 15:00	613.9	613.9	0	0	613.9
05/12/2012 16:00	667.4	667.4	0	0	667.4
05/12/2012 17:00	626.5	626.5	0	0	626.5
05/12/2012 18:00	461.3	461.3	0	0	461.3

	Unit 1 (Part 75 Data)	Unit 1 (Part 60 Data)	Unit 2 (Part 75 Data)	Unit 2 (Part 60 Data)	Units 1&2 Combined
	SO2_LbPerHr	SO2_P60_LbPerHr	SO2_LbPerHr	SO2_P60_LbPerHr	(Part 60 Data)
	1H	1H	1H	1H	
Time	Value	Value	Value	Value	
05/12/2012 19:00	474.7	474.7	0	0	474.7
05/12/2012 20:00	757.5	757.5	0	0	757.5
05/12/2012 21:00	535	535	0	0	535
05/12/2012 22:00	425.8	425.8	0	0	425.8
05/12/2012 23:00	564.9	564.9	0	0	564.9
05/13/2012 00:00	663.2	663.2	0	0	663.2
05/13/2012 01:00	568	568	0	0	568
05/13/2012 02:00	546.7	546.7	0	0	546.7
05/13/2012 03:00	588.2	588.2	0	0	588.2
05/13/2012 04:00	580.4	580.4	198.3	198.3	778.7
05/13/2012 05:00	603.3	603.3	199.2	199.2	802.5
05/13/2012 06:00	596.2	596.2	200.5	200.5	796.7
05/13/2012 07:00	593.8	593.8	216.5	216.5	810.3
05/13/2012 08:00	572.1	572.1	226.5	226.5	798.6
05/13/2012 09:00	565.9	565.9	227.4	227.4	793.3
05/13/2012 10:00	576.1	576.1	226.3	226.3	802.4
05/13/2012 11:00	591.1	591.1	0	0	591.1
05/13/2012 12:00	562	562	0.9	0	562
05/13/2012 13:00	575	575	0.9	0.9	575.9
05/13/2012 14:00	598.1	598.1	2.6	2.6	600.7
05/13/2012 15:00	536.1	536.1	12.1	12.1	548.2
05/13/2012 16:00	577.7	577.7	3.7	3.7	581.4
05/13/2012 17:00	571.1	571.1	0.7	0.7	571.8
05/13/2012 18:00	587.5	587.5	0	0	587.5
05/13/2012 19:00	609.8	609.8	0.7	0.7	610.5
05/13/2012 20:00	619	619	0.7	0.7	619.7
05/13/2012 21:00	530.3	530.3	0	0	530.3
05/13/2012 22:00	583.9	583.9	0	0	583.9
05/13/2012 23:00	572.1	572.1	0	0	572.1
05/14/2012 00:00	560.3	560.3	0	0	560.3
05/14/2012 01:00	587.5	587.5	0	0	587.5
05/14/2012 02:00	564.9	564.9	0	0	564.9
05/14/2012 03:00	573.7	573.7	3.7	3.7	577.4
05/14/2012 04:00	572.4	572.4	31	31	603.4
05/14/2012 05:00	607.2	607.2	61.7	61.7	668.9
05/14/2012 06:00	608.3	608.3	87.3	87.3	695.6
05/14/2012 07:00	587.8	587.8	60.6	60.6	648.4
05/14/2012 08:00	609.5	609.5	54.5	54.5	664
05/14/2012 09:00	615.9	615.9	57.5	57.5	673.4
05/14/2012 10:00	401.8	401.8	59.8	59.8	461.6
05/14/2012 11:00	748.4	748.4	123.5	123.5	871.9
05/14/2012 12:00	623	623	327.4	327.4	950.4
05/14/2012 13:00	606	606	629.3	629.3	1235.3
05/14/2012 14:00	613.4	613.4	286.5	286.5	899.9
05/14/2012 15:00	574.8	574.8	449.1	449.1	1023.9
05/14/2012 16:00	596.3	596.3	872.3	872.3	1468.6
05/14/2012 17:00	578.4	578.4	793.8	793.8	1372.2
05/14/2012 18:00	607.4	607.4	777.6	777.6	1385
05/14/2012 19:00	590.5	590.5	697.5	697.5	1288
05/14/2012 20:00	596.9	596.9	1017.4	1017.4	1614.3
05/14/2012 21:00	588.8	588.8	1137.6	1137.6	1726.4
05/14/2012 22:00	541.6	541.6	821.4	821.4	1363
05/14/2012 23:00	466.4	466.4	831.2	831.2	1297.6
05/15/2012 00:00	368.9	368.9	849.9	849.9	1218.8
05/15/2012 01:00	281	281	817.4	817.4	1098.4
05/15/2012 02:00	0	0	674.9	674.9	674.9
05/15/2012 03:00	0	0	445.1	445.1	445.1
05/15/2012 04:00	0	0	639.9	639.9	639.9
05/15/2012 05:00	0	0	1023.7	1023.7	1023.7
05/15/2012 06:00	0	0	936.1	936.1	936.1
05/15/2012 07:00	0	0	924.8	924.8	924.8
05/15/2012 08:00	0	0	777.7	777.7	777.7
05/15/2012 09:00	0	0	881.5	881.5	881.5
05/15/2012 10:00	0	0	887	887	887
05/15/2012 11:00	0	0	885.3	885.3	885.3

	Unit 1 (Part 75 Data)	Unit 1 (Part 60 Data)	Unit 2 (Part 75 Data)	Unit 2 (Part 60 Data)	Units 1&2 Combined
	SO2_LbPerHr	SO2_P60_LbPerHr	SO2_LbPerHr	SO2_P60_LbPerHr	(Part 60 Data)
	1H	1H	1H	1H	
Time	Value	Value	Value	Value	
05/15/2012 12:00	0	0	813.7	813.7	813.7
05/15/2012 13:00	0	0	808.7	808.7	808.7
05/15/2012 14:00	0	0	751.7	751.7	751.7
05/15/2012 15:00	0	0	763.4	763.4	763.4
05/15/2012 16:00	0	0	797.5	797.5	797.5
05/15/2012 17:00	0	0	710	710	710
05/15/2012 18:00	0	0	810.2	810.2	810.2
05/15/2012 19:00	0	0	833.5	833.5	833.5
05/15/2012 20:00	0	0	782.3	782.3	782.3
05/15/2012 21:00	0	0	688	688	688
05/15/2012 22:00	0	0	563.6	563.6	563.6
05/15/2012 23:00	0	0	473.5	473.5	473.5
05/16/2012 00:00	0	0	403.8	403.8	403.8
05/16/2012 01:00	0	0	614.8	614.8	614.8
05/16/2012 02:00	0	0	526.5	526.5	526.5
05/16/2012 03:00	0	0	468.3	468.3	468.3
05/16/2012 04:00	0	0	566.5	566.5	566.5
05/16/2012 05:00	0	0	718.1	718.1	718.1
05/16/2012 06:00	0	0	613	613	613
05/16/2012 07:00	0	0	567.8	567.8	567.8
05/16/2012 08:00	0	0	889.6	889.6	889.6
05/16/2012 09:00	0	0	857.1	857.1	857.1
05/16/2012 10:00	0	0	685.7	685.7	685.7
05/16/2012 11:00	0	0	709.2	709.2	709.2
05/16/2012 12:00	0	0	713.2	713.2	713.2
05/16/2012 13:00	0	0	818.1	818.1	818.1
05/16/2012 14:00	0	0	858	858	858
05/16/2012 15:00	0	0	792.7	792.7	792.7
05/16/2012 16:00	0	0	739.7	739.7	739.7
05/16/2012 17:00	0	0	742.6	742.6	742.6
05/16/2012 18:00	0	0	664.1	664.1	664.1
05/16/2012 19:00	0	0	684.6	684.6	684.6
05/16/2012 20:00	0	0	696	696	696
05/16/2012 21:00	0	0	700.6	700.6	700.6
05/16/2012 22:00	0	0	523.7	523.7	523.7
05/16/2012 23:00	0	0	525.4	525.4	525.4
05/17/2012 00:00	0	0	665.1	665.1	665.1
05/17/2012 01:00	0	0	472.7	472.7	472.7
05/17/2012 02:00	0	0	400	400	400
05/17/2012 03:00	0	0	506.3	506.3	506.3
05/17/2012 04:00	0	0	589.3	589.3	589.3
05/17/2012 05:00	0	0	583.6	583.6	583.6
05/17/2012 06:00	0	0	633.6	633.6	633.6
05/17/2012 07:00	0	0	793.1	793.1	793.1
05/17/2012 08:00	0	0	684.9	684.9	684.9
05/17/2012 09:00	0	0	729.8	729.8	729.8
05/17/2012 10:00	0	0	723.5	723.5	723.5
05/17/2012 11:00	0	0	709.2	709.2	709.2
05/17/2012 12:00	0	0	889.6	889.6	889.6
05/17/2012 13:00	0	0	551.3	551.3	551.3
05/17/2012 14:00	0	0	624.6	624.6	624.6
05/17/2012 15:00	0	0	626.9	626.9	626.9
05/17/2012 16:00	0	0	674.6	674.6	674.6
05/17/2012 17:00	0	0	757.8	757.8	757.8
05/17/2012 18:00	0	0	711.1	711.1	711.1
05/17/2012 19:00	0	0	618.7	618.7	618.7
05/17/2012 20:00	0	0	658.7	658.7	658.7
05/17/2012 21:00	0	0	369.5	369.5	369.5
05/17/2012 22:00	0	0	370.3	370.3	370.3
05/17/2012 23:00	0	0	511.1	511.1	511.1
05/18/2012 00:00	0	0	463.8	463.8	463.8
05/18/2012 01:00	0	0	496.8	496.8	496.8
05/18/2012 02:00	0	0	470.1	470.1	470.1
05/18/2012 03:00	0	0	483.2	483.2	483.2
05/18/2012 04:00	0	0	524.2	524.2	524.2

	Unit 1 (Part 75 Data)	Unit 1 (Part 60 Data)	Unit 2 (Part 75 Data)	Unit 2 (Part 60 Data)	Units 1&2 Combined
	SO2_LbPerHr	SO2_P60_LbPerHr	SO2_LbPerHr	SO2_P60_LbPerHr	(Part 60 Data)
	1H	1H	1H	1H	
Time	Value	Value	Value	Value	
05/18/2012 05:00	0	0	693.6	693.6	693.6
05/18/2012 06:00	0	0	779.4	779.4	779.4
05/18/2012 07:00	0	0	723.6	723.6	723.6
05/18/2012 08:00	0	0	692.9	692.9	692.9
05/18/2012 09:00	0	0	694.5	694.5	694.5
05/18/2012 10:00	0	0	737.3	737.3	737.3
05/18/2012 11:00	0	0	771.9	771.9	771.9
05/18/2012 12:00	0	0	778.2	778.2	778.2
05/18/2012 13:00	0	0	729.7	729.7	729.7
05/18/2012 14:00	0	0	725.2	725.2	725.2
05/18/2012 15:00	0	0	736.9	736.9	736.9
05/18/2012 16:00	0	0	779.6	779.6	779.6
05/18/2012 17:00	0	0	834.2	834.2	834.2
05/18/2012 18:00	0	0	904.2	904.2	904.2
05/18/2012 19:00	0	0	761.7	761.7	761.7
05/18/2012 20:00	0	0	745.7	745.7	745.7
05/18/2012 21:00	0	0	484.3	484.3	484.3
05/18/2012 22:00	0	0	566.4	566.4	566.4
05/18/2012 23:00	0	0	585.2	585.2	585.2
05/19/2012 00:00	0	0	500.9	500.9	500.9
05/19/2012 01:00	0	0	499.6	499.6	499.6
05/19/2012 02:00	0	0	509.1	509.1	509.1
05/19/2012 03:00	0	0	504.1	504.1	504.1
05/19/2012 04:00	0	0	572	572	572
05/19/2012 05:00	0	0	540.9	540.9	540.9
05/19/2012 06:00	0	0	508	508	508
05/19/2012 07:00	0	0	693.2	693.2	693.2
05/19/2012 08:00	0	0	703.3	703.3	703.3
05/19/2012 09:00	0	0	662.8	662.8	662.8
05/19/2012 10:00	0	0	673.4	673.4	673.4
05/19/2012 11:00	0	0	706.2	706.2	706.2
05/19/2012 12:00	0	0	809.7	809.7	809.7
05/19/2012 13:00	0	0	754.9	754.9	754.9
05/19/2012 14:00	0	0	729.8	729.8	729.8
05/19/2012 15:00	0	0	761.8	761.8	761.8
05/19/2012 16:00	0	0	669.4	669.4	669.4
05/19/2012 17:00	0	0	803	803	803
05/19/2012 18:00	0	0	837.8	837.8	837.8
05/19/2012 19:00	0	0	764.5	764.5	764.5
05/19/2012 20:00	0	0	743.9	743.9	743.9
05/19/2012 21:00	0	0	622.9	622.9	622.9
05/19/2012 22:00	0	0	508.8	508.8	508.8
05/19/2012 23:00	0	0	452.1	452.1	452.1
05/20/2012 00:00	0	0	609.9	609.9	609.9
05/20/2012 01:00	0	0	523.7	523.7	523.7
05/20/2012 02:00	0	0	516	516	516
05/20/2012 03:00	0	0	509.6	509.6	509.6
05/20/2012 04:00	0	0	535.7	535.7	535.7
05/20/2012 05:00	0	0	513	513	513
05/20/2012 06:00	0	0	527.9	527.9	527.9
05/20/2012 07:00	0	0	543.5	543.5	543.5
05/20/2012 08:00	0	0	644.1	644.1	644.1
05/20/2012 09:00	0	0	658.6	658.6	658.6
05/20/2012 10:00	0	0	742.3	742.3	742.3
05/20/2012 11:00	0	0	718.7	718.7	718.7
05/20/2012 12:00	0	0	715.9	715.9	715.9
05/20/2012 13:00	0	0	718.8	718.8	718.8
05/20/2012 14:00	0	0	1929.7	1929.7	1929.7
05/20/2012 15:00	0	0	2407.7	2407.7	2407.7
05/20/2012 16:00	0	0	1012.1	1012.1	1012.1
05/20/2012 17:00	0	0	745.1	745.1	745.1
05/20/2012 18:00	0	0	691.3	691.3	691.3
05/20/2012 19:00	0	0	682	682	682
05/20/2012 20:00	0	0	772.5	772.5	772.5
05/20/2012 21:00	0	0	638.8	638.8	638.8

	Unit 1 (Part 75 Data)	Unit 1 (Part 60 Data)	Unit 2 (Part 75 Data)	Unit 2 (Part 60 Data)	Units 1&2 Combined
	SO2_LbPerHr	SO2_P60_LbPerHr	SO2_LbPerHr	SO2_P60_LbPerHr	(Part 60 Data)
	1H	1H	1H	1H	
Time	Value	Value	Value	Value	
05/20/2012 22:00	0	0	570.3	570.3	570.3
05/20/2012 23:00	0	0	403.7	403.7	403.7
05/21/2012 00:00	0	0	570.8	570.8	570.8
05/21/2012 01:00	0	0	543.7	543.7	543.7
05/21/2012 02:00	0	0	490.9	490.9	490.9
05/21/2012 03:00	0	0	519.6	519.6	519.6
05/21/2012 04:00	0	0	548.5	548.5	548.5
05/21/2012 05:00	0	0	647	647	647
05/21/2012 06:00	0	0	758.2	758.2	758.2
05/21/2012 07:00	0	0	679.1	679.1	679.1
05/21/2012 08:00	0	0	612	612	612
05/21/2012 09:00	0	0	669.2	669.2	669.2
05/21/2012 10:00	0	0	623.6	623.6	623.6
05/21/2012 11:00	0	0	593.9	593.9	593.9
05/21/2012 12:00	0	0	572.2	572.2	572.2
05/21/2012 13:00	0	0	577.4	577.4	577.4
05/21/2012 14:00	0	0	565	565	565
05/21/2012 15:00	0	0	624.1	624.1	624.1
05/21/2012 16:00	0	0	649.9	649.9	649.9
05/21/2012 17:00	0	0	634.2	634.2	634.2
05/21/2012 18:00	0	0	572	572	572
05/21/2012 19:00	0	0	539.9	539.9	539.9
05/21/2012 20:00	0	0	458.2	458.2	458.2
05/21/2012 21:00	0	0	370.8	370.8	370.8
05/21/2012 22:00	0	0	398.3	398.3	398.3
05/21/2012 23:00	0	0	443.6	443.6	443.6
05/22/2012 00:00	0	0	454.3	454.3	454.3
05/22/2012 01:00	0	0	416.7	416.7	416.7
05/22/2012 02:00	0	0	397.1	397.1	397.1
05/22/2012 03:00	0	0	408.1	408.1	408.1
05/22/2012 04:00	0	0	403.8	403.8	403.8
05/22/2012 05:00	0	0	472.9	472.9	472.9
05/22/2012 06:00	0	0	488.2	488.2	488.2
05/22/2012 07:00	0	0	495.9	495.9	495.9
05/22/2012 08:00	0	0	553.7	553.7	553.7
05/22/2012 09:00	0	0	571.7	571.7	571.7
05/22/2012 10:00	0	0	498.4	498.4	498.4
05/22/2012 11:00	0	0	467.9	467.9	467.9
05/22/2012 12:00	0	0	490.7	490.7	490.7
05/22/2012 13:00	0	0	595.3	595.3	595.3
05/22/2012 14:00	0	0	632.3	632.3	632.3
05/22/2012 15:00	0	0	633.6	633.6	633.6
05/22/2012 16:00	0	0	622.3	622.3	622.3
05/22/2012 17:00	0	0	693.3	693.3	693.3
05/22/2012 18:00	0	0	566	566	566
05/22/2012 19:00	0	0	588.3	588.3	588.3
05/22/2012 20:00	0	0	594.9	594.9	594.9
05/22/2012 21:00	0	0	464.1	464.1	464.1
05/22/2012 22:00	0	0	396.8	396.8	396.8
05/22/2012 23:00	0	0	399	399	399
05/23/2012 00:00	0	0	510.4	510.4	510.4
05/23/2012 01:00	0	0	597.8	597.8	597.8
05/23/2012 02:00	0	0	513.4	513.4	513.4
05/23/2012 03:00	0	0	447.1	447.1	447.1
05/23/2012 04:00	0	0	463.2	463.2	463.2
05/23/2012 05:00	0	0	543.6	543.6	543.6
05/23/2012 06:00	0	0	555.9	555.9	555.9
05/23/2012 07:00	0	0	780	780	780
05/23/2012 08:00	0	0	1119.1	1119.1	1119.1
05/23/2012 09:00	0	0	1215.2	1215.2	1215.2
05/23/2012 10:00	0	0	1235.8	1235.8	1235.8
05/23/2012 11:00	0	0	1243	1243	1243
05/23/2012 12:00	0	0	1485	1485	1485
05/23/2012 13:00	0	0	1431.9	1431.9	1431.9
05/23/2012 14:00	0	0	1284	1284	1284

	Unit 1 (Part 75 Data)	Unit 1 (Part 60 Data)	Unit 2 (Part 75 Data)	Unit 2 (Part 60 Data)	Units 1&2 Combined
	SO2_LbPerHr	SO2_P60_LbPerHr	SO2_LbPerHr	SO2_P60_LbPerHr	(Part 60 Data)
	1H	1H	1H	1H	
Time	Value	Value	Value	Value	
05/23/2012 15:00	0	0	1091	1091	1091
05/23/2012 16:00	0	0	966.3	966.3	966.3
05/23/2012 17:00	0	0	804.1	804.1	804.1
05/23/2012 18:00	0	0	578.9	578.9	578.9
05/23/2012 19:00	0	0	463.9	463.9	463.9
05/23/2012 20:00	0	0	450.5	450.5	450.5
05/23/2012 21:00	0	0	522.1	522.1	522.1
05/23/2012 22:00	0	0	404.4	404.4	404.4
05/23/2012 23:00	0	0	309.7	309.7	309.7
05/24/2012 00:00	0	0	408.6	408.6	408.6
05/24/2012 01:00	0	0	388.5	388.5	388.5
05/24/2012 02:00	0	0	331.9	331.9	331.9
05/24/2012 03:00	0	0	308.6	308.6	308.6
05/24/2012 04:00	0	0	322.9	322.9	322.9
05/24/2012 05:00	0	0	356.5	356.5	356.5
05/24/2012 06:00	0	0	519	519	519
05/24/2012 07:00	0	0	498.5	498.5	498.5
05/24/2012 08:00	0	0	695.9	695.9	695.9
05/24/2012 09:00	0	0	618.6	618.6	618.6
05/24/2012 10:00	0	0	541	541	541
05/24/2012 11:00	0	0	523.9	523.9	523.9
05/24/2012 12:00	0	0	590.5	590.5	590.5
05/24/2012 13:00	0	0	559.2	559.2	559.2
05/24/2012 14:00	0	0	608.4	608.4	608.4
05/24/2012 15:00	0	0	695.5	695.5	695.5
05/24/2012 16:00	0	0	688.9	688.9	688.9
05/24/2012 17:00	0	0	677.1	677.1	677.1
05/24/2012 18:00	0	0	625.3	625.3	625.3
05/24/2012 19:00	0	0	533.9	533.9	533.9
05/24/2012 20:00	0	0	376.5	376.5	376.5
05/24/2012 21:00	0	0	248.9	248.9	248.9
05/24/2012 22:00	0	0	294.3	294.3	294.3
05/24/2012 23:00	0	0	534.1	534.1	534.1
05/25/2012 00:00	0	0	403	403	403
05/25/2012 01:00	0	0	380.8	380.8	380.8
05/25/2012 02:00	0	0	425.1	425.1	425.1
05/25/2012 03:00	0	0	571.6	571.6	571.6
05/25/2012 04:00	0	0	620.8	620.8	620.8
05/25/2012 05:00	0	0	655.8	655.8	655.8
05/25/2012 06:00	0	0	677.4	677.4	677.4
05/25/2012 07:00	0	0	594.4	594.4	594.4
05/25/2012 08:00	0	0	692.4	692.4	692.4
05/25/2012 09:00	0	0	734.3	734.3	734.3
05/25/2012 10:00	0	0	675.3	675.3	675.3
05/25/2012 11:00	0	0	691.2	691.2	691.2
05/25/2012 12:00	0	0	654.3	654.3	654.3
05/25/2012 13:00	0	0	636.2	636.2	636.2
05/25/2012 14:00	0	0	575.3	575.3	575.3
05/25/2012 15:00	0	0	479.5	479.5	479.5
05/25/2012 16:00	0	0	435.4	435.4	435.4
05/25/2012 17:00	0	0	486.1	486.1	486.1
05/25/2012 18:00	0	0	347.9	347.9	347.9
05/25/2012 19:00	0	0	237.4	237.4	237.4
05/25/2012 20:00	0	0	262.7	262.7	262.7
05/25/2012 21:00	0	0	450.5	450.5	450.5
05/25/2012 22:00	0	0	472.6	472.6	472.6
05/25/2012 23:00	0	0	446.9	446.9	446.9
05/26/2012 00:00	0	0	406.2	406.2	406.2
05/26/2012 01:00	0	0	446	446	446
05/26/2012 02:00	0	0	479.6	479.6	479.6
05/26/2012 03:00	0	0	463.6	463.6	463.6
05/26/2012 04:00	0	0	438	438	438
05/26/2012 05:00	0	0	430.9	430.9	430.9
05/26/2012 06:00	0	0	435.7	435.7	435.7
05/26/2012 07:00	0	0	441.6	441.6	441.6

	Unit 1 (Part 75 Data)	Unit 1 (Part 60 Data)	Unit 2 (Part 75 Data)	Unit 2 (Part 60 Data)	Units 1&2 Combined
	SO2_LbPerHr	SO2_P60_LbPerHr	SO2_LbPerHr	SO2_P60_LbPerHr	(Part 60 Data)
	1H	1H	1H	1H	
Time	Value	Value	Value	Value	
05/26/2012 08:00	0	0	450.6	450.6	450.6
05/26/2012 09:00	0	0	451.1	451.1	451.1
05/26/2012 10:00	0	0	431.5	431.5	431.5
05/26/2012 11:00	0	0	424.7	424.7	424.7
05/26/2012 12:00	0	0	386.3	386.3	386.3
05/26/2012 13:00	0	0	353.2	353.2	353.2
05/26/2012 14:00	0	0	397.2	397.2	397.2
05/26/2012 15:00	0	0	455.6	455.6	455.6
05/26/2012 16:00	0	0	433.1	433.1	433.1
05/26/2012 17:00	0	0	442.9	442.9	442.9
05/26/2012 18:00	0	0	462.3	462.3	462.3
05/26/2012 19:00	0	0	423.1	423.1	423.1
05/26/2012 20:00	0	0	418	418	418
05/26/2012 21:00	0	0	459.2	459.2	459.2
05/26/2012 22:00	0	0	472.3	472.3	472.3
05/26/2012 23:00	0	0	412.5	412.5	412.5
05/27/2012 00:00	0	0	424.7	424.7	424.7
05/27/2012 01:00	0	0	457.5	457.5	457.5
05/27/2012 02:00	0	0	450.6	450.6	450.6
05/27/2012 03:00	0	0	449.8	449.8	449.8
05/27/2012 04:00	0	0	435.8	435.8	435.8
05/27/2012 05:00	0	0	420	420	420
05/27/2012 06:00	0	0	436.9	436.9	436.9
05/27/2012 07:00	0	0	508.7	508.7	508.7
05/27/2012 08:00	0	0	496.2	496.2	496.2
05/27/2012 09:00	0	0	550.1	550.1	550.1
05/27/2012 10:00	0	0	545.5	545.5	545.5
05/27/2012 11:00	0	0	666.9	666.9	666.9
05/27/2012 12:00	0	0	657.7	657.7	657.7
05/27/2012 13:00	0	0	473.6	473.6	473.6
05/27/2012 14:00	0	0	296.9	296.9	296.9
05/27/2012 15:00	0	0	318.4	318.4	318.4
05/27/2012 16:00	0	0	488.9	488.9	488.9
05/27/2012 17:00	0	0	593.3	593.3	593.3
05/27/2012 18:00	0	0	465.9	465.9	465.9
05/27/2012 19:00	0	0	401	401	401
05/27/2012 20:00	0	0	521.8	521.8	521.8
05/27/2012 21:00	0	0	708.9	708.9	708.9
05/27/2012 22:00	0	0	521.7	521.7	521.7
05/27/2012 23:00	0	0	323.8	323.8	323.8
05/28/2012 00:00	0	0	302.7	302.7	302.7
05/28/2012 01:00	0	0	459.3	459.3	459.3
05/28/2012 02:00	0	0	580.1	580.1	580.1
05/28/2012 03:00	0	0	463.1	463.1	463.1
05/28/2012 04:00	0	0	423	423	423
05/28/2012 05:00	0	0	426	426	426
05/28/2012 06:00	0	0	447.4	447.4	447.4
05/28/2012 07:00	0	0	491.4	491.4	491.4
05/28/2012 08:00	0	0	630.3	630.3	630.3
05/28/2012 09:00	0	0	623.5	623.5	623.5
05/28/2012 10:00	0	0	576.2	576.2	576.2
05/28/2012 11:00	0	0	577.4	577.4	577.4
05/28/2012 12:00	0	0	613.7	613.7	613.7
05/28/2012 13:00	0	0	597.4	597.4	597.4
05/28/2012 14:00	0	0	600.8	600.8	600.8
05/28/2012 15:00	0	0	594.9	594.9	594.9
05/28/2012 16:00	0	0	581.6	581.6	581.6
05/28/2012 17:00	0	0	604.3	604.3	604.3
05/28/2012 18:00	0	0	622.8	622.8	622.8
05/28/2012 19:00	0	0	637	637	637
05/28/2012 20:00	0	0	610.7	610.7	610.7
05/28/2012 21:00	0	0	616.6	616.6	616.6
05/28/2012 22:00	0	0	499.7	499.7	499.7
05/28/2012 23:00	0	0	476.7	476.7	476.7
05/29/2012 00:00	0	0	471	471	471

	Unit 1 (Part 75 Data)	Unit 1 (Part 60 Data)	Unit 2 (Part 75 Data)	Unit 2 (Part 60 Data)	Units 1&2 Combined
	SO2_LbPerHr	SO2_P60_LbPerHr	SO2_LbPerHr	SO2_P60_LbPerHr	(Part 60 Data)
	1H	1H	1H	1H	
Time	Value	Value	Value	Value	
05/29/2012 01:00	0	0	398.4	398.4	398.4
05/29/2012 02:00	0	0	439.1	439.1	439.1
05/29/2012 03:00	0	0	526.4	526.4	526.4
05/29/2012 04:00	0	0	557.9	557.9	557.9
05/29/2012 05:00	0	0	546.1	546.1	546.1
05/29/2012 06:00	0	0	500.2	500.2	500.2
05/29/2012 07:00	0	0	535.3	535.3	535.3
05/29/2012 08:00	0	0	580.4	580.4	580.4
05/29/2012 09:00	0	0	536.4	536.4	536.4
05/29/2012 10:00	0	0	644.8	644.8	644.8
05/29/2012 11:00	0	0	601.4	601.4	601.4
05/29/2012 12:00	0	0	678.2	678.2	678.2
05/29/2012 13:00	0	0	659.8	659.8	659.8
05/29/2012 14:00	0	0	580.9	580.9	580.9
05/29/2012 15:00	0	0	473.3	473.3	473.3
05/29/2012 16:00	0	0	448.8	448.8	448.8
05/29/2012 17:00	0	0	538.8	538.8	538.8
05/29/2012 18:00	0	0	660.7	660.7	660.7
05/29/2012 19:00	0	0	608.1	608.1	608.1
05/29/2012 20:00	0	0	539.4	539.4	539.4
05/29/2012 21:00	0	0	466.9	466.9	466.9
05/29/2012 22:00	0	0	346.6	346.6	346.6
05/29/2012 23:00	0	0	240.6	240.6	240.6
05/30/2012 00:00	0	0	166.8	166.8	166.8
05/30/2012 01:00	0	0	152.2	152.2	152.2
05/30/2012 02:00	0	0	147.8	147.8	147.8
05/30/2012 03:00	0	0	176.4	176.4	176.4
05/30/2012 04:00	0	0	193.9	193.9	193.9
05/30/2012 05:00	0	0	214.5	214.5	214.5
05/30/2012 06:00	0	0	245.9	245.9	245.9
05/30/2012 07:00	0	0	316.1	316.1	316.1
05/30/2012 08:00	0	0	339.9	339.9	339.9
05/30/2012 09:00	0	0	375	375	375
05/30/2012 10:00	0	0	380.1	380.1	380.1
05/30/2012 11:00	0	0	379.5	379.5	379.5
05/30/2012 12:00	0	0	366.5	366.5	366.5
05/30/2012 13:00	0	0	360.7	360.7	360.7
05/30/2012 14:00	0	0	363.7	363.7	363.7
05/30/2012 15:00	0	0	390.4	390.4	390.4
05/30/2012 16:00	0	0	412.3	412.3	412.3
05/30/2012 17:00	0	0	418.6	418.6	418.6
05/30/2012 18:00	0	0	435.3	435.3	435.3
05/30/2012 19:00	0	0	428.7	428.7	428.7
05/30/2012 20:00	0	0	433.7	433.7	433.7
05/30/2012 21:00	0	0	425	425	425
05/30/2012 22:00	0	0	312.1	312.1	312.1
05/30/2012 23:00	0	0	200.7	200.7	200.7
05/31/2012 00:00	0	0	198.6	198.6	198.6
05/31/2012 01:00	0	0	235.4	235.4	235.4
05/31/2012 02:00	0	0	291.3	291.3	291.3
05/31/2012 03:00	0	0	463.5	463.5	463.5
05/31/2012 04:00	0	0	592.2	592.2	592.2
05/31/2012 05:00	0	0	491.8	491.8	491.8
05/31/2012 06:00	0	0	392.1	392.1	392.1
05/31/2012 07:00	0	0	405.2	405.2	405.2
05/31/2012 08:00	0	0	518.6	518.6	518.6
05/31/2012 09:00	0	0	795.1	795.1	795.1
05/31/2012 10:00	0	0	685.2	685.2	685.2
05/31/2012 11:00	0	0	595.2	595.2	595.2
05/31/2012 12:00	0	0	546.8	546.8	546.8
05/31/2012 13:00	0	0	528.4	528.4	528.4
05/31/2012 14:00	0	0	590.8	590.8	590.8
05/31/2012 15:00	0	0	628.9	628.9	628.9
05/31/2012 16:00	0	0	665.8	665.8	665.8
05/31/2012 17:00	0	0	649.7	649.7	649.7

	Unit 1 (Part 75 Data)	Unit 1 (Part 60 Data)	Unit 2 (Part 75 Data)	Unit 2 (Part 60 Data)	Units 1&2 Combined
	SO2_LbPerHr	SO2_P60_LbPerHr	SO2_LbPerHr	SO2_P60_LbPerHr	(Part 60 Data)
	1H	1H	1H	1H	
Time	Value	Value	Value	Value	
05/31/2012 18:00	0	0	600.6	600.6	600.6
05/31/2012 19:00	0	0	619	619	619
05/31/2012 20:00	0	0	616.2	616.2	616.2
05/31/2012 21:00	0	0	537.5	537.5	537.5
05/31/2012 22:00	0	0	313.3	313.3	313.3
05/31/2012 23:00	0	0	303.6	303.6	303.6
06/01/2012 00:00	0	0	507.5	507.5	507.5
06/01/2012 01:00	0	0	547.4	547.4	547.4
06/01/2012 02:00	0	0	439	439	439
06/01/2012 03:00	0	0	417.7	417.7	417.7
06/01/2012 04:00	0	0	425.5	425.5	425.5
06/01/2012 05:00	0	0	464.1	464.1	464.1
06/01/2012 06:00	0	0	461	461	461
06/01/2012 07:00	0	0	446.2	446.2	446.2
06/01/2012 08:00	0	0	447.2	447.2	447.2
06/01/2012 09:00	0	0	639	639	639
06/01/2012 10:00	0	0	608.3	608.3	608.3
06/01/2012 11:00	0	0	497.6	497.6	497.6
06/01/2012 12:00	0	0	501.4	501.4	501.4
06/01/2012 13:00	0	0	527.3	527.3	527.3
06/01/2012 14:00	0	0	530.7	530.7	530.7
06/01/2012 15:00	0	0	344.6	344.6	344.6
06/01/2012 16:00	0	0	368.6	368.6	368.6
06/01/2012 17:00	0	0	452.5	452.5	452.5
06/01/2012 18:00	0	0	396.3	396.3	396.3
06/01/2012 19:00	0	0	387.3	387.3	387.3
06/01/2012 20:00	0	0	431.8	431.8	431.8
06/01/2012 21:00	0	0	411	411	411
06/01/2012 22:00	0	0	407.7	407.7	407.7
06/01/2012 23:00	0	0	409.4	409.4	409.4
06/02/2012 00:00	0	0	416.6	416.6	416.6
06/02/2012 01:00	0	0	414.4	414.4	414.4
06/02/2012 02:00	0	0	437.5	437.5	437.5
06/02/2012 03:00	0	0	439.6	439.6	439.6
06/02/2012 04:00	0	0	405.9	405.9	405.9
06/02/2012 05:00	0	0	393.3	393.3	393.3
06/02/2012 06:00	0	0	428.2	428.2	428.2
06/02/2012 07:00	0	0	429.2	429.2	429.2
06/02/2012 08:00	0	0	420.7	420.7	420.7
06/02/2012 09:00	0	0	413.8	413.8	413.8
06/02/2012 10:00	0	0	421.6	421.6	421.6
06/02/2012 11:00	0	0	442.2	442.2	442.2
06/02/2012 12:00	0	0	440	440	440
06/02/2012 13:00	0	0	405.7	405.7	405.7
06/02/2012 14:00	0	0	407	407	407
06/02/2012 15:00	0	0	422.3	422.3	422.3
06/02/2012 16:00	0	0	412.5	412.5	412.5
06/02/2012 17:00	0	0	420.2	420.2	420.2
06/02/2012 18:00	0	0	439.4	439.4	439.4
06/02/2012 19:00	0	0	393.1	393.1	393.1
06/02/2012 20:00	0	0	408.4	408.4	408.4
06/02/2012 21:00	0	0	410.1	410.1	410.1
06/02/2012 22:00	0	0	441.8	441.8	441.8
06/02/2012 23:00	0	0	423.3	423.3	423.3
06/03/2012 00:00	0	0	397.8	397.8	397.8
06/03/2012 01:00	0	0	409.1	409.1	409.1
06/03/2012 02:00	0	0	447.9	447.9	447.9
06/03/2012 03:00	0	0	409.5	409.5	409.5
06/03/2012 04:00	0	0	392.3	392.3	392.3
06/03/2012 05:00	0	0	416.6	416.6	416.6
06/03/2012 06:00	0	0	402.3	402.3	402.3
06/03/2012 07:00	0	0	405.7	405.7	405.7
06/03/2012 08:00	0	0	424	424	424
06/03/2012 09:00	0	0	420	420	420
06/03/2012 10:00	0	0	417.7	417.7	417.7

	Unit 1 (Part 75 Data)	Unit 1 (Part 60 Data)	Unit 2 (Part 75 Data)	Unit 2 (Part 60 Data)	Units 1&2 Combined
	SO2_LbPerHr	SO2_P60_LbPerHr	SO2_LbPerHr	SO2_P60_LbPerHr	(Part 60 Data)
	1H	1H	1H	1H	
Time	Value	Value	Value	Value	
06/03/2012 11:00	0	0	408.6	408.6	408.6
06/03/2012 12:00	0	0	424.1	424.1	424.1
06/03/2012 13:00	0	0	617.8	617.8	617.8
06/03/2012 14:00	0	0	542.3	542.3	542.3
06/03/2012 15:00	0	0	445.3	445.3	445.3
06/03/2012 16:00	0	0	450.5	450.5	450.5
06/03/2012 17:00	0	0	491.3	491.3	491.3
06/03/2012 18:00	0	0	554.7	554.7	554.7
06/03/2012 19:00	0	0	625.6	625.6	625.6
06/03/2012 20:00	0	0	545	545	545
06/03/2012 21:00	0	0	345.3	345.3	345.3
06/03/2012 22:00	0	0	284.4	284.4	284.4
06/03/2012 23:00	0	0	0	0	0
06/04/2012 00:00	0	0	0	0	0
06/04/2012 01:00	0	0	0	0	0
06/04/2012 02:00	0	0	0	0	0
06/04/2012 03:00	0	0	0	0	0
06/04/2012 04:00	0	0	0	0	0
06/04/2012 05:00	0	0	0	0	0
06/04/2012 06:00	0	0	0	0	0
06/04/2012 07:00	0	0	0	0	0
06/04/2012 08:00	0	0	0	0	0
06/04/2012 09:00	0	0	0	0	0
06/04/2012 10:00	0	0	0	0	0
06/04/2012 11:00	0	0	0	0	0
06/04/2012 12:00	0	0	0	0	0
06/04/2012 13:00	0	0	0	0	0
06/04/2012 14:00	0	0	0	0	0
06/04/2012 15:00	0	0	0	0	0
06/04/2012 16:00	0	0	0	0	0
06/04/2012 17:00	0	0	0	0	0
06/04/2012 18:00	0	0	0	0	0
06/04/2012 19:00	0	0	0	0	0
06/04/2012 20:00	0	0	0	0	0
06/04/2012 21:00	0	0	0	0	0
06/04/2012 22:00	0	0	0	0	0
06/04/2012 23:00	0	0	0	0	0
06/05/2012 00:00	0	0	0	0	0
06/05/2012 01:00	0	0	0	0	0
06/05/2012 02:00	0	0	0	0	0
06/05/2012 03:00	0	0	0	0	0
06/05/2012 04:00	0	0	0	0	0
06/05/2012 05:00	0	0	0	0	0
06/05/2012 06:00	0	0	0	0	0
06/05/2012 07:00	0	0	0	0	0
06/05/2012 08:00	0	0	0	0	0
06/05/2012 09:00	0	0	0	0	0
06/05/2012 10:00	0	0	0	0	0
06/05/2012 11:00	0	0	0	0	0
06/05/2012 12:00	0	0	0	0	0
06/05/2012 13:00	0	0	0	0	0
06/05/2012 14:00	0	0	0	0	0
06/05/2012 15:00	0	0	0	0	0
06/05/2012 16:00	0	0	0	0	0
06/05/2012 17:00	0	0	0	0	0
06/05/2012 18:00	0	0	0	0	0
06/05/2012 19:00	0	0	0	0	0
06/05/2012 20:00	0.7	0.7	0	0	0.7
06/05/2012 21:00	5.2	5.2	0	0	5.2
06/05/2012 22:00	0	0	0	0	0
06/05/2012 23:00	0	0	0	0	0
06/06/2012 00:00	8.3	8.3	0	0	8.3
06/06/2012 01:00	11.3	11.3	0	0	11.3
06/06/2012 02:00	24.2	24.2	0	0	24.2
06/06/2012 03:00	25	25	0	0	25

	Unit 1 (Part 75 Data)	Unit 1 (Part 60 Data)	Unit 2 (Part 75 Data)	Unit 2 (Part 60 Data)	Units 1&2 Combined
	SO2_LbPerHr	SO2_P60_LbPerHr	SO2_LbPerHr	SO2_P60_LbPerHr	(Part 60 Data)
	1H	1H	1H	1H	
Time	Value	Value	Value	Value	
06/06/2012 04:00	39.5	39.5	0	0	39.5
06/06/2012 05:00	41.8	41.8	0	0	41.8
06/06/2012 06:00	33.5	33.5	0	0	33.5
06/06/2012 07:00	41.1	41.1	0	0	41.1
06/06/2012 08:00	38.1	38.1	0	0	38.1
06/06/2012 09:00	41	41	0	0	41
06/06/2012 10:00	60	60	0	0	60
06/06/2012 11:00	41.4	41.4	0	0	41.4
06/06/2012 12:00	57.4	57.4	0	0	57.4
06/06/2012 13:00	67.7	67.7	0	0	67.7
06/06/2012 14:00	132.8	132.8	0	0	132.8
06/06/2012 15:00	141.2	141.2	0	0	141.2
06/06/2012 16:00	275.2	275.2	0	0	275.2
06/06/2012 17:00	813.2	813.2	0	0	813.2
06/06/2012 18:00	986.4	986.4	0	0	986.4
06/06/2012 19:00	1078.2	1078.2	0	0	1078.2
06/06/2012 20:00	2482.8	2482.8	0	0	2482.8
06/06/2012 21:00	2594	2594	0	0	2594
06/06/2012 22:00	743.3	743.3	0	0	743.3
06/06/2012 23:00	707.3	707.3	0	0	707.3
06/07/2012 00:00	591.5	591.5	0	0	591.5
06/07/2012 01:00	581.5	581.5	0	0	581.5
06/07/2012 02:00	611.1	611.1	0	0	611.1
06/07/2012 03:00	656.8	656.8	0	0	656.8
06/07/2012 04:00	647.8	647.8	0	0	647.8
06/07/2012 05:00	542.3	542.3	0	0	542.3
06/07/2012 06:00	524.6	524.6	0	0	524.6
06/07/2012 07:00	651.6	651.6	0	0	651.6
06/07/2012 08:00	581.3	581.3	0	0	581.3
06/07/2012 09:00	596.5	596.5	0	0	596.5
06/07/2012 10:00	776.6	776.6	0	0	776.6
06/07/2012 11:00	834.6	834.6	0	0	834.6
06/07/2012 12:00	798	798	0	0	798
06/07/2012 13:00	708.5	708.5	0	0	708.5
06/07/2012 14:00	599.5	599.5	0	0	599.5
06/07/2012 15:00	586.5	586.5	0	0	586.5
06/07/2012 16:00	596.7	596.7	0	0	596.7
06/07/2012 17:00	651.1	651.1	0	0	651.1
06/07/2012 18:00	680.1	680.1	0	0	680.1
06/07/2012 19:00	641.9	641.9	0	0	641.9
06/07/2012 20:00	612.5	612.5	0	0	612.5
06/07/2012 21:00	509.4	509.4	0	0	509.4
06/07/2012 22:00	535	535	0	0	535
06/07/2012 23:00	469.6	469.6	0	0	469.6
06/08/2012 00:00	466.9	466.9	0	0	466.9
06/08/2012 01:00	448.4	448.4	0	0	448.4
06/08/2012 02:00	436.3	436.3	0	0	436.3
06/08/2012 03:00	482.5	482.5	0	0	482.5
06/08/2012 04:00	442.3	442.3	0	0	442.3
06/08/2012 05:00	438.4	438.4	0	0	438.4
06/08/2012 06:00	472.3	472.3	0	0	472.3
06/08/2012 07:00	604.4	604.4	0	0	604.4
06/08/2012 08:00	701.5	701.5	0	0	701.5
06/08/2012 09:00	707.8	707.8	0	0	707.8
06/08/2012 10:00	696.2	696.2	0	0	696.2
06/08/2012 11:00	632	632	0	0	632
06/08/2012 12:00	602.5	602.5	0	0	602.5
06/08/2012 13:00	663.5	663.5	0	0	663.5
06/08/2012 14:00	830.3	830.3	0	0	830.3
06/08/2012 15:00	644.2	644.2	0	0	644.2
06/08/2012 16:00	669.1	669.1	0	0	669.1
06/08/2012 17:00	728.7	728.7	0	0	728.7
06/08/2012 18:00	560.1	560.1	0	0	560.1
06/08/2012 19:00	651	651	0	0	651
06/08/2012 20:00	633.1	633.1	0	0	633.1

	Unit 1 (Part 75 Data)	Unit 1 (Part 60 Data)	Unit 2 (Part 75 Data)	Unit 2 (Part 60 Data)	Units 1&2 Combined
	SO2_LbPerHr	SO2_P60_LbPerHr	SO2_LbPerHr	SO2_P60_LbPerHr	(Part 60 Data)
	1H	1H	1H	1H	
Time	Value	Value	Value	Value	
06/08/2012 21:00	440.9	440.9	0	0	440.9
06/08/2012 22:00	506.9	506.9	0	0	506.9
06/08/2012 23:00	457.1	457.1	0	0	457.1
06/09/2012 00:00	423.5	423.5	0	0	423.5
06/09/2012 01:00	456	456	0	0	456
06/09/2012 02:00	440.5	440.5	0	0	440.5
06/09/2012 03:00	434.2	434.2	0	0	434.2
06/09/2012 04:00	447.3	447.3	0	0	447.3
06/09/2012 05:00	461.4	461.4	0	0	461.4
06/09/2012 06:00	437	437	0	0	437
06/09/2012 07:00	444.3	444.3	0	0	444.3
06/09/2012 08:00	494.7	494.7	0	0	494.7
06/09/2012 09:00	522.6	522.6	0	0	522.6
06/09/2012 10:00	511.4	511.4	0	0	511.4
06/09/2012 11:00	548.8	548.8	0	0	548.8
06/09/2012 12:00	482.6	482.6	0	0	482.6
06/09/2012 13:00	648.2	648.2	0	0	648.2
06/09/2012 14:00	561.7	561.7	0	0	561.7
06/09/2012 15:00	561.6	561.6	0	0	561.6
06/09/2012 16:00	644.7	644.7	0	0	644.7
06/09/2012 17:00	610	610	0	0	610
06/09/2012 18:00	571.3	571.3	0	0	571.3
06/09/2012 19:00	489.4	489.4	0	0	489.4
06/09/2012 20:00	651.1	651.1	0	0	651.1
06/09/2012 21:00	660.7	660.7	0	0	660.7
06/09/2012 22:00	587.1	587.1	0	0	587.1
06/09/2012 23:00	630.1	630.1	79.1	0	630.1
06/10/2012 00:00	643.6	643.6	0	0	643.6
06/10/2012 01:00	620.9	620.9	0	0	620.9
06/10/2012 02:00	641	641	0	0	641
06/10/2012 03:00	638.1	638.1	8.7	8.7	646.8
06/10/2012 04:00	648	648	8.6	8.6	656.6
06/10/2012 05:00	639.4	639.4	7.8	7.8	647.2
06/10/2012 06:00	648.2	648.2	6.9	6.9	655.1
06/10/2012 07:00	641.7	641.7	6.1	6.1	647.8
06/10/2012 08:00	634.4	634.4	8.6	8.6	643
06/10/2012 09:00	662.2	662.2	15.4	15.4	677.6
06/10/2012 10:00	646.1	646.1	21.4	21.4	667.5
06/10/2012 11:00	632	632	24.8	24.8	656.8
06/10/2012 12:00	649.6	649.6	54.5	54.5	704.1
06/10/2012 13:00	644.1	644.1	78.3	78.3	722.4
06/10/2012 14:00	643.3	643.3	64.6	64.6	707.9
06/10/2012 15:00	636.1	636.1	58.9	58.9	695
06/10/2012 16:00	647.3	647.3	88.7	88.7	736
06/10/2012 17:00	643.1	643.1	162.6	162.6	805.7
06/10/2012 18:00	638.3	638.3	290.1	290.1	928.4
06/10/2012 19:00	618.9	618.9	421.5	421.5	1040.4
06/10/2012 20:00	661.3	661.3	437.2	437.2	1098.5
06/10/2012 21:00	558	558	345.2	345.2	903.2
06/10/2012 22:00	471.6	471.6	369.2	369.2	840.8
06/10/2012 23:00	437.4	437.4	399.7	399.7	837.1
06/11/2012 00:00	446.8	446.8	317.8	317.8	764.6
06/11/2012 01:00	420.8	420.8	350.9	350.9	771.7
06/11/2012 02:00	438.8	438.8	386.2	386.2	825
06/11/2012 03:00	458	458	372.5	372.5	830.5
06/11/2012 04:00	441.5	441.5	376.2	376.2	817.7
06/11/2012 05:00	479.8	479.8	364.6	364.6	844.4
06/11/2012 06:00	479	479	392	392	871
06/11/2012 07:00	602.2	602.2	433.5	433.5	1035.7
06/11/2012 08:00	572.3	572.3	578.5	578.5	1150.8
06/11/2012 09:00	548.1	548.1	444.7	444.7	992.8
06/11/2012 10:00	763.3	763.3	595.9	595.9	1359.2
06/11/2012 11:00	654.1	654.1	610.7	610.7	1264.8
06/11/2012 12:00	605.9	605.9	533	533	1138.9
06/11/2012 13:00	543.4	543.4	513.5	513.5	1056.9

	Unit 1 (Part 75 Data)	Unit 1 (Part 60 Data)	Unit 2 (Part 75 Data)	Unit 2 (Part 60 Data)	Units 1&2 Combined
	SO2_LbPerHr	SO2_P60_LbPerHr	SO2_LbPerHr	SO2_P60_LbPerHr	(Part 60 Data)
	1H	1H	1H	1H	
Time	Value	Value	Value	Value	
06/11/2012 14:00	605.6	605.6	462.6	462.6	1068.2
06/11/2012 15:00	709	709	522.2	522.2	1231.2
06/11/2012 16:00	709.3	709.3	587.2	587.2	1296.5
06/11/2012 17:00	522.1	522.1	517.9	517.9	1040
06/11/2012 18:00	603.8	603.8	599.2	599.2	1203
06/11/2012 19:00	636.3	636.3	508.4	508.4	1144.7
06/11/2012 20:00	691.3	691.3	565.6	565.6	1256.9
06/11/2012 21:00	461.2	461.2	521.8	521.8	983
06/11/2012 22:00	456.9	456.9	464	464	920.9
06/11/2012 23:00	469.6	469.6	312.8	312.8	782.4
06/12/2012 00:00	588.6	588.6	261	261	849.6
06/12/2012 01:00	532.4	532.4	415.3	415.3	947.7
06/12/2012 02:00	439.5	439.5	452.8	452.8	892.3
06/12/2012 03:00	494.4	494.4	358.2	358.2	852.6
06/12/2012 04:00	525.7	525.7	346.2	346.2	871.9
06/12/2012 05:00	503.5	503.5	367.1	367.1	870.6
06/12/2012 06:00	675.6	675.6	443.6	443.6	1119.2
06/12/2012 07:00	656.3	656.3	527.8	527.8	1184.1
06/12/2012 08:00	729.2	729.2	453.8	453.8	1183
06/12/2012 09:00	988.9	988.9	557.4	557.4	1546.3
06/12/2012 10:00	756.8	756.8	485.6	485.6	1242.4
06/12/2012 11:00	685.8	685.8	354.3	354.3	1040.1
06/12/2012 12:00	948.2	948.2	419.6	419.6	1367.8
06/12/2012 13:00	897.5	897.5	616.8	616.8	1514.3
06/12/2012 14:00	873.1	873.1	605.6	605.6	1478.7
06/12/2012 15:00	790	790	438.5	438.5	1228.5
06/12/2012 16:00	966.7	966.7	464	464	1430.7
06/12/2012 17:00	1007.6	1007.6	572.7	572.7	1580.3
06/12/2012 18:00	653.4	653.4	403	403	1056.4
06/12/2012 19:00	775.7	775.7	384	384	1159.7
06/12/2012 20:00	763.4	763.4	410.1	410.1	1173.5
06/12/2012 21:00	635.8	635.8	390.7	390.7	1026.5
06/12/2012 22:00	603	603	323.6	323.6	926.6
06/12/2012 23:00	606	606	369.3	369.3	975.3
06/13/2012 00:00	607.8	607.8	365.1	365.1	972.9
06/13/2012 01:00	595.6	595.6	342.8	342.8	938.4
06/13/2012 02:00	571.5	571.5	353.8	353.8	925.3
06/13/2012 03:00	603.1	603.1	330.8	330.8	933.9
06/13/2012 04:00	550.2	550.2	333.2	333.2	883.4
06/13/2012 05:00	561.5	561.5	327.8	327.8	889.3
06/13/2012 06:00	545.6	545.6	321.3	321.3	866.9
06/13/2012 07:00	601.5	601.5	353.2	353.2	954.7
06/13/2012 08:00	594.7	594.7	339.9	339.9	934.6
06/13/2012 09:00	729.1	729.1	499.6	499.6	1228.7
06/13/2012 10:00	718.5	718.5	490.1	490.1	1208.6
06/13/2012 11:00	650.4	650.4	312.2	312.2	962.6
06/13/2012 12:00	833	833	409.8	409.8	1242.8
06/13/2012 13:00	789.4	789.4	502.2	502.2	1291.6
06/13/2012 14:00	718.3	718.3	551.4	551.4	1269.7
06/13/2012 15:00	894.3	894.3	572.1	572.1	1466.4
06/13/2012 16:00	866.7	866.7	506	506	1372.7
06/13/2012 17:00	755.7	755.7	444.2	444.2	1199.9
06/13/2012 18:00	653.7	653.7	301	301	954.7
06/13/2012 19:00	746.1	746.1	346.9	346.9	1093
06/13/2012 20:00	658.6	658.6	494.8	494.8	1153.4
06/13/2012 21:00	565.4	565.4	442.2	442.2	1007.6
06/13/2012 22:00	575.1	575.1	387.7	387.7	962.8
06/13/2012 23:00	560.7	560.7	311.7	311.7	872.4
06/14/2012 00:00	587.4	587.4	366	366	953.4
06/14/2012 01:00	530.1	530.1	397.4	397.4	927.5
06/14/2012 02:00	570.4	570.4	362.6	362.6	933
06/14/2012 03:00	628.8	628.8	372.5	372.5	1001.3
06/14/2012 04:00	527.9	527.9	361.6	361.6	889.5
06/14/2012 05:00	556.4	556.4	356	356	912.4
06/14/2012 06:00	567.8	567.8	361.7	361.7	929.5

	Unit 1 (Part 75 Data)	Unit 1 (Part 60 Data)	Unit 2 (Part 75 Data)	Unit 2 (Part 60 Data)	Units 1&2 Combined
	SO2_LbPerHr	SO2_P60_LbPerHr	SO2_LbPerHr	SO2_P60_LbPerHr	(Part 60 Data)
	1H	1H	1H	1H	
Time	Value	Value	Value	Value	
06/14/2012 07:00	550.6	550.6	363.1	363.1	913.7
06/14/2012 08:00	610.5	610.5	457	457	1067.5
06/14/2012 09:00	769.1	769.1	534	534	1303.1
06/14/2012 10:00	633.2	633.2	404	404	1037.2
06/14/2012 11:00	711.9	711.9	435	435	1146.9
06/14/2012 12:00	761	761	478.1	478.1	1239.1
06/14/2012 13:00	771.9	771.9	537.6	537.6	1309.5
06/14/2012 14:00	845.8	845.8	649.1	649.1	1494.9
06/14/2012 15:00	716.5	716.5	605.3	605.3	1321.8
06/14/2012 16:00	966.6	966.6	493.8	493.8	1460.4
06/14/2012 17:00	916	916	436.6	436.6	1352.6
06/14/2012 18:00	718.6	718.6	426.2	426.2	1144.8
06/14/2012 19:00	635.4	635.4	367.2	367.2	1002.6
06/14/2012 20:00	933.7	933.7	540.2	540.2	1473.9
06/14/2012 21:00	503.9	503.9	342.9	342.9	846.8
06/14/2012 22:00	583.4	583.4	307	307	890.4
06/14/2012 23:00	573.8	573.8	412.5	412.5	986.3
06/15/2012 00:00	541	541	399.1	399.1	940.1
06/15/2012 01:00	549.3	549.3	361.4	361.4	910.7
06/15/2012 02:00	538.7	538.7	368.8	368.8	907.5
06/15/2012 03:00	582.1	582.1	369.6	369.6	951.7
06/15/2012 04:00	531.2	531.2	364.3	364.3	895.5
06/15/2012 05:00	547	547	364.9	364.9	911.9
06/15/2012 06:00	583.1	583.1	391.2	391.2	974.3
06/15/2012 07:00	700.8	700.8	545.8	545.8	1246.6
06/15/2012 08:00	692.4	692.4	587	587	1279.4
06/15/2012 09:00	692.7	692.7	580.2	580.2	1272.9
06/15/2012 10:00	886.6	886.6	539.9	539.9	1426.5
06/15/2012 11:00	773	773	495.6	495.6	1268.6
06/15/2012 12:00	735.4	735.4	564.9	564.9	1300.3
06/15/2012 13:00	888	888	590.5	590.5	1478.5
06/15/2012 14:00	915.1	915.1	615.2	615.2	1530.3
06/15/2012 15:00	712.2	712.2	544.6	544.6	1256.8
06/15/2012 16:00	684.1	684.1	416.8	416.8	1100.9
06/15/2012 17:00	723.7	723.7	312.2	312.2	1035.9
06/15/2012 18:00	729.2	729.2	332.4	332.4	1061.6
06/15/2012 19:00	852.4	852.4	556.4	556.4	1408.8
06/15/2012 20:00	711	711	663.3	663.3	1374.3
06/15/2012 21:00	568.6	568.6	346.6	346.6	915.2
06/15/2012 22:00	554.3	554.3	248.6	248.6	802.9
06/15/2012 23:00	590.2	590.2	291.3	291.3	881.5
06/16/2012 00:00	576.6	576.6	438.2	438.2	1014.8
06/16/2012 01:00	579.3	579.3	421.2	421.2	1000.5
06/16/2012 02:00	533.9	533.9	353	353	886.9
06/16/2012 03:00	636.8	636.8	358.2	358.2	995
06/16/2012 04:00	586.5	586.5	367.7	367.7	954.2
06/16/2012 05:00	559.9	559.9	379.8	379.8	939.7
06/16/2012 06:00	597.6	597.6	361.9	361.9	959.5
06/16/2012 07:00	574.2	574.2	358.9	358.9	933.1
06/16/2012 08:00	609.3	609.3	377.5	377.5	986.8
06/16/2012 09:00	791.4	791.4	583.1	583.1	1374.5
06/16/2012 10:00	724.1	724.1	581	581	1305.1
06/16/2012 11:00	804.3	804.3	541.8	541.8	1346.1
06/16/2012 12:00	812.4	812.4	539.6	539.6	1352
06/16/2012 13:00	699.8	699.8	400	400	1099.8
06/16/2012 14:00	876.7	876.7	462.5	462.5	1339.2
06/16/2012 15:00	866.1	866.1	600.2	600.2	1466.3
06/16/2012 16:00	776.4	776.4	646.7	646.7	1423.1
06/16/2012 17:00	682.3	682.3	440	440	1122.3
06/16/2012 18:00	683.6	683.6	333.6	333.6	1017.2
06/16/2012 19:00	690.6	690.6	286.7	286.7	977.3
06/16/2012 20:00	637.2	637.2	400.5	400.5	1037.7
06/16/2012 21:00	593.3	593.3	499.4	499.4	1092.7
06/16/2012 22:00	558	558	312.6	312.6	870.6
06/16/2012 23:00	564.4	564.4	334.4	334.4	898.8

	Unit 1 (Part 75 Data)	Unit 1 (Part 60 Data)	Unit 2 (Part 75 Data)	Unit 2 (Part 60 Data)	Units 1&2 Combined
	SO2_LbPerHr	SO2_P60_LbPerHr	SO2_LbPerHr	SO2_P60_LbPerHr	(Part 60 Data)
	1H	1H	1H	1H	
Time	Value	Value	Value	Value	
06/17/2012 00:00	569.8	569.8	387.8	387.8	957.6
06/17/2012 01:00	464.2	464.2	305.9	305.9	770.1
06/17/2012 02:00	725.4	725.4	533.8	533.8	1259.2
06/17/2012 03:00	557.8	557.8	429.4	429.4	987.2
06/17/2012 04:00	574.3	574.3	329.5	329.5	903.8
06/17/2012 05:00	590.4	590.4	322.6	322.6	913
06/17/2012 06:00	577.7	577.7	377.8	377.8	955.5
06/17/2012 07:00	580.9	580.9	409.2	409.2	990.1
06/17/2012 08:00	591	591	385.7	385.7	976.7
06/17/2012 09:00	604.4	604.4	361.4	361.4	965.8
06/17/2012 10:00	597.9	597.9	378.9	378.9	976.8
06/17/2012 11:00	673.9	673.9	500.8	500.8	1174.7
06/17/2012 12:00	643.3	643.3	390.4	390.4	1033.7
06/17/2012 13:00	639.7	639.7	370.8	370.8	1010.5
06/17/2012 14:00	655.2	655.2	384.8	384.8	1040
06/17/2012 15:00	675	675	472.2	472.2	1147.2
06/17/2012 16:00	676	676	443.7	443.7	1119.7
06/17/2012 17:00	640.2	640.2	385.7	385.7	1025.9
06/17/2012 18:00	618.3	618.3	367.7	367.7	986
06/17/2012 19:00	580.6	580.6	376.1	376.1	956.7
06/17/2012 20:00	620.6	620.6	450.4	450.4	1071
06/17/2012 21:00	595	595	341.6	341.6	936.6
06/17/2012 22:00	579.1	579.1	345.9	345.9	925
06/17/2012 23:00	574.7	574.7	376.7	376.7	951.4
06/18/2012 00:00	610.6	610.6	392.7	392.7	1003.3
06/18/2012 01:00	562.1	562.1	354.7	354.7	916.8
06/18/2012 02:00	592.1	592.1	318.7	318.7	910.8
06/18/2012 03:00	652.4	652.4	0	0	652.4
06/18/2012 04:00	584.7	584.7	0	0	584.7
06/18/2012 05:00	487.4	487.4	0	0	487.4
06/18/2012 06:00	574.9	574.9	0	0	574.9
06/18/2012 07:00	628.7	628.7	0	0	628.7
06/18/2012 08:00	650.3	650.3	0	0	650.3
06/18/2012 09:00	697.9	697.9	0	0	697.9
06/18/2012 10:00	696.2	696.2	0	0	696.2
06/18/2012 11:00	680.1	680.1	0	0	680.1
06/18/2012 12:00	777.9	777.9	0	0	777.9
06/18/2012 13:00	704.3	704.3	0	0	704.3
06/18/2012 14:00	760.4	760.4	0	0	760.4
06/18/2012 15:00	852.7	852.7	0	0	852.7
06/18/2012 16:00	679.9	679.9	0	0	679.9
06/18/2012 17:00	562	562	0	0	562
06/18/2012 18:00	586.1	586.1	0	0	586.1
06/18/2012 19:00	704.6	704.6	0	0	704.6
06/18/2012 20:00	614.9	614.9	0	0	614.9
06/18/2012 21:00	471.8	471.8	0	0	471.8
06/18/2012 22:00	447.5	447.5	0	0	447.5
06/18/2012 23:00	481.3	481.3	0	0	481.3
06/19/2012 00:00	540.3	540.3	0	0	540.3
06/19/2012 01:00	469.1	469.1	0	0	469.1
06/19/2012 02:00	447.9	447.9	0	0	447.9
06/19/2012 03:00	516.9	516.9	0	0	516.9
06/19/2012 04:00	519.9	519.9	0	0	519.9
06/19/2012 05:00	473.9	473.9	0	0	473.9
06/19/2012 06:00	465.7	465.7	0	0	465.7
06/19/2012 07:00	560.9	560.9	0	0	560.9
06/19/2012 08:00	634.6	634.6	0	0	634.6
06/19/2012 09:00	599	599	0	0	599
06/19/2012 10:00	639.6	639.6	0	0	639.6
06/19/2012 11:00	648.2	648.2	0	0	648.2
06/19/2012 12:00	678.2	678.2	0	0	678.2
06/19/2012 13:00	652	652	0	0	652
06/19/2012 14:00	634.2	634.2	0	0	634.2
06/19/2012 15:00	731.7	731.7	0	0	731.7
06/19/2012 16:00	784	784	0	0	784

	Unit 1 (Part 75 Data)	Unit 1 (Part 60 Data)	Unit 2 (Part 75 Data)	Unit 2 (Part 60 Data)	Units 1&2 Combined
	SO2_LbPerHr	SO2_P60_LbPerHr	SO2_LbPerHr	SO2_P60_LbPerHr	(Part 60 Data)
	1H	1H	1H	1H	
Time	Value	Value	Value	Value	
06/19/2012 17:00	554.9	554.9	0	0	554.9
06/19/2012 18:00	774.6	774.6	0	0	774.6
06/19/2012 19:00	788.7	788.7	0	0	788.7
06/19/2012 20:00	763.3	763.3	0	0	763.3
06/19/2012 21:00	660.7	660.7	0	0	660.7
06/19/2012 22:00	525.2	525.2	0	0	525.2
06/19/2012 23:00	420.7	420.7	0	0	420.7
06/20/2012 00:00	394.3	394.3	0	0	394.3
06/20/2012 01:00	449.2	449.2	0	0	449.2
06/20/2012 02:00	398.2	398.2	0	0	398.2
06/20/2012 03:00	326.6	326.6	0	0	326.6
06/20/2012 04:00	324.1	324.1	0	0	324.1
06/20/2012 05:00	411.2	411.2	0	0	411.2
06/20/2012 06:00	465.6	465.6	0	0	465.6
06/20/2012 07:00	547.3	547.3	0	0	547.3
06/20/2012 08:00	644.8	644.8	0	0	644.8
06/20/2012 09:00	805.1	805.1	0	0	805.1
06/20/2012 10:00	1226	1226	0	0	1226
06/20/2012 11:00	1100.1	1100.1	0	0	1100.1
06/20/2012 12:00	1052	1052	0	0	1052
06/20/2012 13:00	980.1	980.1	0	0	980.1
06/20/2012 14:00	825	825	0	0	825
06/20/2012 15:00	767.7	767.7	0	0	767.7
06/20/2012 16:00	729	729	0	0	729
06/20/2012 17:00	635.7	635.7	0	0	635.7
06/20/2012 18:00	426.9	426.9	0	0	426.9
06/20/2012 19:00	400.8	400.8	0	0	400.8
06/20/2012 20:00	490.3	490.3	0	0	490.3
06/20/2012 21:00	617	617	0	0	617
06/20/2012 22:00	618.5	618.5	0	0	618.5
06/20/2012 23:00	495.4	495.4	0	0	495.4
06/21/2012 00:00	610	610	0	0	610
06/21/2012 01:00	647.9	647.9	0	0	647.9
06/21/2012 02:00	389.9	389.9	0	0	389.9
06/21/2012 03:00	336.5	336.5	0	0	336.5
06/21/2012 04:00	349.1	349.1	0	0	349.1
06/21/2012 05:00	400.5	400.5	0	0	400.5
06/21/2012 06:00	394.1	394.1	0	0	394.1
06/21/2012 07:00	663.3	663.3	0	0	663.3
06/21/2012 08:00	801.7	801.7	0	0	801.7
06/21/2012 09:00	733.3	733.3	0	0	733.3
06/21/2012 10:00	733.3	733.3	0	0	733.3
06/21/2012 11:00	737.5	737.5	0	0	737.5
06/21/2012 12:00	761.9	761.9	0	0	761.9
06/21/2012 13:00	937.1	937.1	0	0	937.1
06/21/2012 14:00	1125.5	1125.5	0	0	1125.5
06/21/2012 15:00	962.7	962.7	0	0	962.7
06/21/2012 16:00	852.1	852.1	0	0	852.1
06/21/2012 17:00	815.8	815.8	0	0	815.8
06/21/2012 18:00	791.2	791.2	0	0	791.2
06/21/2012 19:00	794.7	794.7	0	0	794.7
06/21/2012 20:00	724.3	724.3	0	0	724.3
06/21/2012 21:00	635.9	635.9	0	0	635.9
06/21/2012 22:00	764.4	764.4	0	0	764.4
06/21/2012 23:00	593.3	593.3	0	0	593.3
06/22/2012 00:00	445.1	445.1	0	0	445.1
06/22/2012 01:00	510.4	510.4	0	0	510.4
06/22/2012 02:00	493.2	493.2	0	0	493.2
06/22/2012 03:00	444.4	444.4	0	0	444.4
06/22/2012 04:00	493.2	493.2	0	0	493.2
06/22/2012 05:00	530.8	530.8	0	0	530.8
06/22/2012 06:00	530.7	530.7	0	0	530.7
06/22/2012 07:00	744.7	744.7	0	0	744.7
06/22/2012 08:00	662.8	662.8	0	0	662.8
06/22/2012 09:00	599.8	599.8	0	0	599.8

	Unit 1 (Part 75 Data)	Unit 1 (Part 60 Data)	Unit 2 (Part 75 Data)	Unit 2 (Part 60 Data)	Units 1&2 Combined
	SO2_LbPerHr	SO2_P60_LbPerHr	SO2_LbPerHr	SO2_P60_LbPerHr	(Part 60 Data)
	1H	1H	1H	1H	
Time	Value	Value	Value	Value	
06/22/2012 10:00	788.6	788.6	0	0	788.6
06/22/2012 11:00	754.4	754.4	0	0	754.4
06/22/2012 12:00	743.4	743.4	0	0	743.4
06/22/2012 13:00	871.9	871.9	0	0	871.9
06/22/2012 14:00	824.9	824.9	0	0	824.9
06/22/2012 15:00	789.7	789.7	0	0	789.7
06/22/2012 16:00	746.3	746.3	0	0	746.3
06/22/2012 17:00	645.9	645.9	0	0	645.9
06/22/2012 18:00	677.9	677.9	0	0	677.9
06/22/2012 19:00	623	623	0	0	623
06/22/2012 20:00	537.2	537.2	0	0	537.2
06/22/2012 21:00	646.1	646.1	0	0	646.1
06/22/2012 22:00	438.1	438.1	0	0	438.1
06/22/2012 23:00	515	515	0	0	515
06/23/2012 00:00	617.6	617.6	0	0	617.6
06/23/2012 01:00	516.5	516.5	0	0	516.5
06/23/2012 02:00	432.8	432.8	0	0	432.8
06/23/2012 03:00	628.9	628.9	0	0	628.9
06/23/2012 04:00	605	605	0	0	605
06/23/2012 05:00	531.9	531.9	0	0	531.9
06/23/2012 06:00	605.2	605.2	0	0	605.2
06/23/2012 07:00	656.6	656.6	0	0	656.6
06/23/2012 08:00	687.5	687.5	0	0	687.5
06/23/2012 09:00	805.5	805.5	0	0	805.5
06/23/2012 10:00	733.8	733.8	0	0	733.8
06/23/2012 11:00	820.9	820.9	0	0	820.9
06/23/2012 12:00	810.8	810.8	0	0	810.8
06/23/2012 13:00	815.1	815.1	0	0	815.1
06/23/2012 14:00	799.5	799.5	0	0	799.5
06/23/2012 15:00	1020.1	1020.1	0	0	1020.1
06/23/2012 16:00	1096.8	1096.8	0	0	1096.8
06/23/2012 17:00	791	791	0	0	791
06/23/2012 18:00	727.3	727.3	0	0	727.3
06/23/2012 19:00	816.6	816.6	0	0	816.6
06/23/2012 20:00	822.8	822.8	0	0	822.8
06/23/2012 21:00	742.5	742.5	0	0	742.5
06/23/2012 22:00	796.7	796.7	92.8	0	796.7
06/23/2012 23:00	760.9	760.9	0	0	760.9
06/24/2012 00:00	796.7	796.7	0	0	796.7
06/24/2012 01:00	839	839	3.5	3.5	842.5
06/24/2012 02:00	726.6	726.6	17.5	17.5	744.1
06/24/2012 03:00	636.8	636.8	23.7	23.7	660.5
06/24/2012 04:00	717.3	717.3	21.2	21.2	738.5
06/24/2012 05:00	712.2	712.2	43.4	43.4	755.6
06/24/2012 06:00	654.5	654.5	41.6	41.6	696.1
06/24/2012 07:00	707.4	707.4	38	38	745.4
06/24/2012 08:00	807.2	807.2	48.6	48.6	855.8
06/24/2012 09:00	621.8	621.8	61.6	61.6	683.4
06/24/2012 10:00	698.6	698.6	169.1	169.1	867.7
06/24/2012 11:00	889.1	889.1	41	41	930.1
06/24/2012 12:00	752.9	752.9	32.1	32.1	785
06/24/2012 13:00	780.2	780.2	28.6	28.6	808.8
06/24/2012 14:00	781.5	781.5	51.1	51.1	832.6
06/24/2012 15:00	817	817	140.1	140.1	957.1
06/24/2012 16:00	825.4	825.4	292.6	292.6	1118
06/24/2012 17:00	728.6	728.6	307.4	307.4	1036
06/24/2012 18:00	880.9	880.9	314.4	314.4	1195.3
06/24/2012 19:00	763.5	763.5	313.9	313.9	1077.4
06/24/2012 20:00	722.2	722.2	451.9	451.9	1174.1
06/24/2012 21:00	754.2	754.2	360.7	360.7	1114.9
06/24/2012 22:00	653.6	653.6	321.8	321.8	975.4
06/24/2012 23:00	582	582	329	329	911
06/25/2012 00:00	499.9	499.9	321.9	321.9	821.8
06/25/2012 01:00	376.7	376.7	330.7	330.7	707.4
06/25/2012 02:00	415.1	415.1	317.6	317.6	732.7

	Unit 1 (Part 75 Data)	Unit 1 (Part 60 Data)	Unit 2 (Part 75 Data)	Unit 2 (Part 60 Data)	Units 1&2 Combined
	SO2_LbPerHr	SO2_P60_LbPerHr	SO2_LbPerHr	SO2_P60_LbPerHr	(Part 60 Data)
	1H	1H	1H	1H	
Time	Value	Value	Value	Value	
06/25/2012 03:00	347.2	347.2	317.3	317.3	664.5
06/25/2012 04:00	403.8	403.8	372.7	372.7	776.5
06/25/2012 05:00	338.6	338.6	450.3	450.3	788.9
06/25/2012 06:00	348	348	538	538	886
06/25/2012 07:00	356.7	356.7	735.4	735.4	1092.1
06/25/2012 08:00	337.5	337.5	758.8	758.8	1096.3
06/25/2012 09:00	1114.6	1114.6	904	904	2018.6
06/25/2012 10:00	777.6	777.6	1065.5	1065.5	1843.1
06/25/2012 11:00	347.3	347.3	1437.7	1437.7	1785
06/25/2012 12:00	366.5	366.5	1114.8	1114.8	1481.3
06/25/2012 13:00	360.6	360.6	847.2	847.2	1207.8
06/25/2012 14:00	364.1	364.1	881	881	1245.1
06/25/2012 15:00	349.6	349.6	1094.8	1094.8	1444.4
06/25/2012 16:00	521	521	892.1	892.1	1413.1
06/25/2012 17:00	540.8	540.8	916.2	916.2	1457
06/25/2012 18:00	492.2	492.2	772.2	772.2	1264.4
06/25/2012 19:00	690.2	690.2	652.9	652.9	1343.1
06/25/2012 20:00	888	888	839.4	839.4	1727.4
06/25/2012 21:00	797.2	797.2	670.8	670.8	1468
06/25/2012 22:00	681.4	681.4	527.1	527.1	1208.5
06/25/2012 23:00	606.8	606.8	315.8	315.8	922.6
06/26/2012 00:00	768	768	145.9	145.9	913.9
06/26/2012 01:00	769	769	189.3	189.3	958.3
06/26/2012 02:00	731	731	215.2	215.2	946.2
06/26/2012 03:00	708.4	708.4	194.6	194.6	903
06/26/2012 04:00	726.8	726.8	180.9	180.9	907.7
06/26/2012 05:00	713.8	713.8	194.6	194.6	908.4
06/26/2012 06:00	705.6	705.6	192.9	192.9	898.5
06/26/2012 07:00	572.3	572.3	213.8	213.8	786.1
06/26/2012 08:00	502.1	502.1	271.1	271.1	773.2
06/26/2012 09:00	540.8	540.8	289.2	289.2	830
06/26/2012 10:00	477.4	477.4	203	203	680.4
06/26/2012 11:00	603.2	603.2	299.6	299.6	902.8
06/26/2012 12:00	599	599	396.9	396.9	995.9
06/26/2012 13:00	611.7	611.7	337.9	337.9	949.6
06/26/2012 14:00	666.1	666.1	406.4	406.4	1072.5
06/26/2012 15:00	689.1	689.1	502.7	502.7	1191.8
06/26/2012 16:00	629.9	629.9	357.7	357.7	987.6
06/26/2012 17:00	631.4	631.4	315.2	315.2	946.6
06/26/2012 18:00	550.7	550.7	307.4	307.4	858.1
06/26/2012 19:00	696.3	696.3	457.5	457.5	1153.8
06/26/2012 20:00	698.7	698.7	517.5	517.5	1216.2
06/26/2012 21:00	496.3	496.3	304.3	304.3	800.6
06/26/2012 22:00	572.4	572.4	190.7	190.7	763.1
06/26/2012 23:00	697	697	193.6	193.6	890.6
06/27/2012 00:00	584.1	584.1	360.3	360.3	944.4
06/27/2012 01:00	557.2	557.2	309.1	309.1	866.3
06/27/2012 02:00	525.7	525.7	268.6	268.6	794.3
06/27/2012 03:00	476	476	286.6	286.6	762.6
06/27/2012 04:00	495.2	495.2	259.2	259.2	754.4
06/27/2012 05:00	464.6	464.6	260.9	260.9	725.5
06/27/2012 06:00	632.1	632.1	293.5	293.5	925.6
06/27/2012 07:00	777.1	777.1	248.3	248.3	1025.4
06/27/2012 08:00	613.8	613.8	1901.8	1901.8	2515.6
06/27/2012 09:00	700.4	700.4	12122.6	12122.6	12823
06/27/2012 10:00	745.3	745.3	338.2	338.2	1083.5
06/27/2012 11:00	599	599	10754.1	10754.1	11353.1
06/27/2012 12:00	720.1	720.1	508	508	1228.1
06/27/2012 13:00	854.6	854.6	482.5	482.5	1337.1
06/27/2012 14:00	699.2	699.2	424.2	424.2	1123.4
06/27/2012 15:00	703.3	703.3	400.3	400.3	1103.6
06/27/2012 16:00	742	742	405	405	1147
06/27/2012 17:00	764.5	764.5	438.5	438.5	1203
06/27/2012 18:00	749.4	749.4	403.7	403.7	1153.1
06/27/2012 19:00	606.8	606.8	378.3	378.3	985.1

	Unit 1 (Part 75 Data)	Unit 1 (Part 60 Data)	Unit 2 (Part 75 Data)	Unit 2 (Part 60 Data)	Units 1&2 Combined
	SO2_LbPerHr	SO2_P60_LbPerHr	SO2_LbPerHr	SO2_P60_LbPerHr	(Part 60 Data)
	1H	1H	1H	1H	
Time	Value	Value	Value	Value	
06/27/2012 20:00	683.9	683.9	379.1	379.1	1063
06/27/2012 21:00	551.7	551.7	296.9	296.9	848.6
06/27/2012 22:00	482.9	482.9	245.1	245.1	728
06/27/2012 23:00	625.2	625.2	269.2	269.2	894.4
06/28/2012 00:00	565.4	565.4	325.2	325.2	890.6
06/28/2012 01:00	564.3	564.3	267.3	267.3	831.6
06/28/2012 02:00	611.5	611.5	269.4	269.4	880.9
06/28/2012 03:00	599.2	599.2	287.9	287.9	887.1
06/28/2012 04:00	634.2	634.2	255.5	255.5	889.7
06/28/2012 05:00	685.6	685.6	253.3	253.3	938.9
06/28/2012 06:00	872.4	872.4	284.6	284.6	1157
06/28/2012 07:00	696.9	696.9	204.8	204.8	901.7
06/28/2012 08:00	671.9	671.9	274.5	274.5	946.4
06/28/2012 09:00	748.3	748.3	533.5	533.5	1281.8
06/28/2012 10:00	1074.6	1074.6	375.9	375.9	1450.5
06/28/2012 11:00	867.7	867.7	393.9	393.9	1261.6
06/28/2012 12:00	613	613	483.4	483.4	1096.4
06/28/2012 13:00	649	649	430.2	430.2	1079.2
06/28/2012 14:00	769.6	769.6	406.9	406.9	1176.5
06/28/2012 15:00	709.1	709.1	412.6	412.6	1121.7
06/28/2012 16:00	705.6	705.6	425.5	425.5	1131.1
06/28/2012 17:00	705	705	452.2	452.2	1157.2
06/28/2012 18:00	723.9	723.9	480.9	480.9	1204.8
06/28/2012 19:00	712.3	712.3	447.8	447.8	1160.1
06/28/2012 20:00	685.3	685.3	444.4	444.4	1129.7
06/28/2012 21:00	683.7	683.7	448.6	448.6	1132.3
06/28/2012 22:00	619.3	619.3	394.6	394.6	1013.9
06/28/2012 23:00	505.6	505.6	386.5	386.5	892.1
06/29/2012 00:00	437.7	437.7	352.8	352.8	790.5
06/29/2012 01:00	523.1	523.1	280	280	803.1
06/29/2012 02:00	429.6	429.6	309.4	309.4	739
06/29/2012 03:00	454.5	454.5	348.6	348.6	803.1
06/29/2012 04:00	470.5	470.5	389.3	389.3	859.8
06/29/2012 05:00	455.8	455.8	313.3	313.3	769.1
06/29/2012 06:00	510.9	510.9	334.8	334.8	845.7
06/29/2012 07:00	699.9	699.9	443.1	443.1	1143
06/29/2012 08:00	673	673	560	560	1233
06/29/2012 09:00	775.9	775.9	565.9	565.9	1341.8
06/29/2012 10:00	659.5	659.5	506.8	506.8	1166.3
06/29/2012 11:00	693.2	693.2	452.8	452.8	1146
06/29/2012 12:00	718.1	718.1	438	438	1156.1
06/29/2012 13:00	758.5	758.5	425.4	425.4	1183.9
06/29/2012 14:00	712.5	712.5	399.3	399.3	1111.8
06/29/2012 15:00	541.4	541.4	277.9	277.9	819.3
06/29/2012 16:00	443.1	443.1	198.5	198.5	641.6
06/29/2012 17:00	557	557	279.4	279.4	836.4
06/29/2012 18:00	524.6	524.6	479.9	479.9	1004.5
06/29/2012 19:00	497.8	497.8	362.5	362.5	860.3
06/29/2012 20:00	494.6	494.6	291.3	291.3	785.9
06/29/2012 21:00	528.6	528.6	258.5	258.5	787.1
06/29/2012 22:00	429	429	277.1	277.1	706.1
06/29/2012 23:00	380.3	380.3	344.8	344.8	725.1
06/30/2012 00:00	440.3	440.3	291.9	291.9	732.2
06/30/2012 01:00	411.2	411.2	288.5	288.5	699.7
06/30/2012 02:00	413	413	307.1	307.1	720.1
06/30/2012 03:00	466.8	466.8	287.1	287.1	753.9
06/30/2012 04:00	442.1	442.1	269.7	269.7	711.8
06/30/2012 05:00	417.8	417.8	274.5	274.5	692.3
06/30/2012 06:00	460.5	460.5	314.8	314.8	775.3
06/30/2012 07:00	432	432	293.2	293.2	725.2
06/30/2012 08:00	448	448	281.6	281.6	729.6
06/30/2012 09:00	579.9	579.9	317	317	896.9
06/30/2012 10:00	464.9	464.9	438.6	438.6	903.5
06/30/2012 11:00	488.3	488.3	386.7	386.7	875
06/30/2012 12:00	652.1	652.1	563.4	563.4	1215.5

	Unit 1 (Part 75 Data)	Unit 1 (Part 60 Data)	Unit 2 (Part 75 Data)	Unit 2 (Part 60 Data)	Units 1&2 Combined
	SO2_LbPerHr	SO2_P60_LbPerHr	SO2_LbPerHr	SO2_P60_LbPerHr	(Part 60 Data)
	1H	1H	1H	1H	
Time	Value	Value	Value	Value	
06/30/2012 13:00	582.3	582.3	433.2	433.2	1015.5
06/30/2012 14:00	546	546	441.2	441.2	987.2
06/30/2012 15:00	684.5	684.5	435.9	435.9	1120.4
06/30/2012 16:00	656.5	656.5	439.4	439.4	1095.9
06/30/2012 17:00	596.2	596.2	430.3	430.3	1026.5
06/30/2012 18:00	526.9	526.9	402.6	402.6	929.5
06/30/2012 19:00	534.8	534.8	315.2	315.2	850
06/30/2012 20:00	530.1	530.1	233.7	233.7	763.8
06/30/2012 21:00	513.8	513.8	294.5	294.5	808.3
06/30/2012 22:00	468.2	468.2	343	343	811.2
06/30/2012 23:00	390.4	390.4	387.4	387.4	777.8
07/01/2012 00:00	360.7	360.7	313.1	313.1	673.8
07/01/2012 01:00	424.7	424.7	274.2	274.2	698.9
07/01/2012 02:00	381.3	381.3	282.1	282.1	663.4
07/01/2012 03:00	349.2	349.2	298	298	647.2
07/01/2012 04:00	411	411	273	273	684
07/01/2012 05:00	390.9	390.9	267	267	657.9
07/01/2012 06:00	361.2	361.2	294.4	294.4	655.6
07/01/2012 07:00	433.2	433.2	323.9	323.9	757.1
07/01/2012 08:00	476	476	395.2	395.2	871.2
07/01/2012 09:00	524.9	524.9	412.4	412.4	937.3
07/01/2012 10:00	627.6	627.6	515.6	515.6	1143.2
07/01/2012 11:00	577.1	577.1	433.6	433.6	1010.7
07/01/2012 12:00	550.1	550.1	412.1	412.1	962.2
07/01/2012 13:00	680.5	680.5	363	363	1043.5
07/01/2012 14:00	655.9	655.9	455.4	455.4	1111.3
07/01/2012 15:00	612.6	612.6	487.4	487.4	1100
07/01/2012 16:00	651.1	651.1	455.5	455.5	1106.6
07/01/2012 17:00	636.2	636.2	431	431	1067.2
07/01/2012 18:00	550.4	550.4	365.9	365.9	916.3
07/01/2012 19:00	578.1	578.1	326.1	326.1	904.2
07/01/2012 20:00	554	554	333.2	333.2	887.2
07/01/2012 21:00	476.6	476.6	297	297	773.6
07/01/2012 22:00	474.2	474.2	278.6	278.6	752.8
07/01/2012 23:00	438.5	438.5	345.8	345.8	784.3
07/02/2012 00:00	360.5	360.5	360.1	360.1	720.6
07/02/2012 01:00	399.8	399.8	302.2	302.2	702
07/02/2012 02:00	397.9	397.9	283.9	283.9	681.8
07/02/2012 03:00	374.9	374.9	302.2	302.2	677.1
07/02/2012 04:00	371	371	290	290	661
07/02/2012 05:00	380.8	380.8	273	273	653.8
07/02/2012 06:00	398.6	398.6	301.7	301.7	700.3
07/02/2012 07:00	459.7	459.7	369.7	369.7	829.4
07/02/2012 08:00	472.8	472.8	320.3	320.3	793.1
07/02/2012 09:00	397.6	397.6	337.8	337.8	735.4
07/02/2012 10:00	439.2	439.2	340.6	340.6	779.8
07/02/2012 11:00	450.6	450.6	393.1	393.1	843.7
07/02/2012 12:00	444.9	444.9	481.9	481.9	926.8
07/02/2012 13:00	511.1	511.1	487.8	487.8	998.9
07/02/2012 14:00	529.5	529.5	476.5	476.5	1006
07/02/2012 15:00	510.3	510.3	436.7	436.7	947
07/02/2012 16:00	534.3	534.3	387.7	387.7	922
07/02/2012 17:00	533.2	533.2	401.9	401.9	935.1
07/02/2012 18:00	563.3	563.3	369.7	369.7	933
07/02/2012 19:00	540.1	540.1	365.9	365.9	906
07/02/2012 20:00	498.2	498.2	390.9	390.9	889.1
07/02/2012 21:00	504.1	504.1	323.6	323.6	827.7
07/02/2012 22:00	480.3	480.3	266.9	266.9	747.2
07/02/2012 23:00	369.8	369.8	408.2	408.2	778
07/03/2012 00:00	220.9	220.9	459.8	459.8	680.7
07/03/2012 01:00	0	0	344	344	344
07/03/2012 02:00	0	0	308.3	308.3	308.3
07/03/2012 03:00	0	0	342.4	342.4	342.4
07/03/2012 04:00	0	0	343.9	343.9	343.9
07/03/2012 05:00	0	0	337.6	337.6	337.6

	Unit 1 (Part 75 Data)	Unit 1 (Part 60 Data)	Unit 2 (Part 75 Data)	Unit 2 (Part 60 Data)	Units 1&2 Combined
	SO2_LbPerHr	SO2_P60_LbPerHr	SO2_LbPerHr	SO2_P60_LbPerHr	(Part 60 Data)
	1H	1H	1H	1H	
Time	Value	Value	Value	Value	
07/03/2012 06:00	0	0	364.6	364.6	364.6
07/03/2012 07:00	0	0	510	510	510
07/03/2012 08:00	0	0	574.1	574.1	574.1
07/03/2012 09:00	0	0	532.9	532.9	532.9
07/03/2012 10:00	0	0	452.1	452.1	452.1
07/03/2012 11:00	0	0	466.1	466.1	466.1
07/03/2012 12:00	0	0	475.1	475.1	475.1
07/03/2012 13:00	0	0	441.3	441.3	441.3
07/03/2012 14:00	0	0	473.5	473.5	473.5
07/03/2012 15:00	0	0	520.3	520.3	520.3
07/03/2012 16:00	0	0	561	561	561
07/03/2012 17:00	0	0	624.3	624.3	624.3
07/03/2012 18:00	0	0	552.9	552.9	552.9
07/03/2012 19:00	0	0	622.9	622.9	622.9
07/03/2012 20:00	0	0	670.2	670.2	670.2
07/03/2012 21:00	0	0	524.8	524.8	524.8
07/03/2012 22:00	0	0	394.3	394.3	394.3
07/03/2012 23:00	0	0	264.9	264.9	264.9
07/04/2012 00:00	0	0	334.8	334.8	334.8
07/04/2012 01:00	0	0	469.2	469.2	469.2
07/04/2012 02:00	0	0	417.8	417.8	417.8
07/04/2012 03:00	0	0	397.1	397.1	397.1
07/04/2012 04:00	0	0	370.9	370.9	370.9
07/04/2012 05:00	0	0	383.4	383.4	383.4
07/04/2012 06:00	0	0	408.7	408.7	408.7
07/04/2012 07:00	0	0	455.6	455.6	455.6
07/04/2012 08:00	0	0	518.5	518.5	518.5
07/04/2012 09:00	0	0	666.5	666.5	666.5
07/04/2012 10:00	0	0	717	717	717
07/04/2012 11:00	0	0	633.3	633.3	633.3
07/04/2012 12:00	0	0	629	629	629
07/04/2012 13:00	0	0	594.4	594.4	594.4
07/04/2012 14:00	0	0	590	590	590
07/04/2012 15:00	0	0	596.9	596.9	596.9
07/04/2012 16:00	0	0	607	607	607
07/04/2012 17:00	0	0	647.2	647.2	647.2
07/04/2012 18:00	0	0	623	623	623
07/04/2012 19:00	0	0	488.6	488.6	488.6
07/04/2012 20:00	0	0	571.5	571.5	571.5
07/04/2012 21:00	0	0	637.7	637.7	637.7
07/04/2012 22:00	0	0	561.1	561.1	561.1
07/04/2012 23:00	0	0	490.1	490.1	490.1
07/05/2012 00:00	0	0	272.7	272.7	272.7
07/05/2012 01:00	0	0	360.9	360.9	360.9
07/05/2012 02:00	0	0	442.9	442.9	442.9
07/05/2012 03:00	0	0	425.8	425.8	425.8
07/05/2012 04:00	0	0	387.7	387.7	387.7
07/05/2012 05:00	0	0	423.8	423.8	423.8
07/05/2012 06:00	0	0	644.8	644.8	644.8
07/05/2012 07:00	0	0	701.4	701.4	701.4
07/05/2012 08:00	0	0	673.4	673.4	673.4
07/05/2012 09:00	0	0	1363.2	1363.2	1363.2
07/05/2012 10:00	0	0	2133.9	2133.9	2133.9
07/05/2012 11:00	0	0	906.3	906.3	906.3
07/05/2012 12:00	0	0	596.7	596.7	596.7
07/05/2012 13:00	0	0	540.2	540.2	540.2
07/05/2012 14:00	0	0	554.6	554.6	554.6
07/05/2012 15:00	0	0	633.3	633.3	633.3
07/05/2012 16:00	0	0	669.5	669.5	669.5
07/05/2012 17:00	0	0	768.7	768.7	768.7
07/05/2012 18:00	0	0	675.1	675.1	675.1
07/05/2012 19:00	0	0	825.3	825.3	825.3
07/05/2012 20:00	0	0	1227.5	1227.5	1227.5
07/05/2012 21:00	0	0	908.2	908.2	908.2
07/05/2012 22:00	0	0	583.1	583.1	583.1

	Unit 1 (Part 75 Data)	Unit 1 (Part 60 Data)	Unit 2 (Part 75 Data)	Unit 2 (Part 60 Data)	Units 1&2 Combined
	SO2_LbPerHr	SO2_P60_LbPerHr	SO2_LbPerHr	SO2_P60_LbPerHr	(Part 60 Data)
	1H	1H	1H	1H	
Time	Value	Value	Value	Value	
07/05/2012 23:00	0	0	376.5	376.5	376.5
07/06/2012 00:00	0	0	263.5	263.5	263.5
07/06/2012 01:00	0	0	278	278	278
07/06/2012 02:00	0	0	380.6	380.6	380.6
07/06/2012 03:00	0	0	357.8	357.8	357.8
07/06/2012 04:00	0	0	242	242	242
07/06/2012 05:00	0	0	395.4	395.4	395.4
07/06/2012 06:00	0	0	773.5	773.5	773.5
07/06/2012 07:00	0	0	749.8	749.8	749.8
07/06/2012 08:00	0	0	612.4	612.4	612.4
07/06/2012 09:00	0	0	569.6	569.6	569.6
07/06/2012 10:00	0	0	555.3	555.3	555.3
07/06/2012 11:00	0	0	558.8	558.8	558.8
07/06/2012 12:00	0	0	567.5	567.5	567.5
07/06/2012 13:00	0	0	580.6	580.6	580.6
07/06/2012 14:00	0	0	610.6	610.6	610.6
07/06/2012 15:00	0	0	654.8	654.8	654.8
07/06/2012 16:00	0	0	671.6	671.6	671.6
07/06/2012 17:00	0	0	671	671	671
07/06/2012 18:00	0	0	642.5	642.5	642.5
07/06/2012 19:00	0	0	615.9	615.9	615.9
07/06/2012 20:00	0	0	574.7	574.7	574.7
07/06/2012 21:00	0	0	559.7	559.7	559.7
07/06/2012 22:00	0	0	513.9	513.9	513.9
07/06/2012 23:00	0	0	649.1	649.1	649.1
07/07/2012 00:00	0	0	775	775	775
07/07/2012 01:00	0	0	660.7	660.7	660.7
07/07/2012 02:00	0	0	436.6	436.6	436.6
07/07/2012 03:00	0	0	242.6	242.6	242.6
07/07/2012 04:00	0	0	372.7	372.7	372.7
07/07/2012 05:00	0	0	534.5	534.5	534.5
07/07/2012 06:00	0	0	458.1	458.1	458.1
07/07/2012 07:00	0	0	679.5	679.5	679.5
07/07/2012 08:00	0	0	882.8	882.8	882.8
07/07/2012 09:00	0	0	901.3	901.3	901.3
07/07/2012 10:00	0	0	836	836	836
07/07/2012 11:00	0	0	783.9	783.9	783.9
07/07/2012 12:00	0	0	672.4	672.4	672.4
07/07/2012 13:00	0	0	297.6	297.6	297.6
07/07/2012 14:00	0	0	191.3	191.3	191.3
07/07/2012 15:00	0	0	338.4	338.4	338.4
07/07/2012 16:00	0	0	362.6	362.6	362.6
07/07/2012 17:00	0	0	438.7	438.7	438.7
07/07/2012 18:00	0	0	429.6	429.6	429.6
07/07/2012 19:00	0	0	405.2	405.2	405.2
07/07/2012 20:00	0	0	412.7	412.7	412.7
07/07/2012 21:00	0	0	415.1	415.1	415.1
07/07/2012 22:00	0	0	400.6	400.6	400.6
07/07/2012 23:00	0	0	421.3	421.3	421.3
07/08/2012 00:00	0	0	396.1	396.1	396.1
07/08/2012 01:00	0	0	422	422	422
07/08/2012 02:00	0	0	517.5	517.5	517.5
07/08/2012 03:00	0	0	371.1	371.1	371.1
07/08/2012 04:00	0	0	264	264	264
07/08/2012 05:00	0	0	0	0	0
07/08/2012 06:00	0	0	0	0	0
07/08/2012 07:00	0	0	0	0	0
07/08/2012 08:00	0	0	0	0	0
07/08/2012 09:00	0	0	5.9	5.9	5.9
07/08/2012 10:00	0	0	16.4	16.4	16.4
07/08/2012 11:00	0	0	12.9	12.9	12.9
07/08/2012 12:00	0	0	37.9	37.9	37.9
07/08/2012 13:00	0	0	109	109	109
07/08/2012 14:00	0	0	116.7	116.7	116.7
07/08/2012 15:00	0	0	174.7	174.7	174.7

	Unit 1 (Part 75 Data)	Unit 1 (Part 60 Data)	Unit 2 (Part 75 Data)	Unit 2 (Part 60 Data)	Units 1&2 Combined
	SO2_LbPerHr	SO2_P60_LbPerHr	SO2_LbPerHr	SO2_P60_LbPerHr	(Part 60 Data)
	1H	1H	1H	1H	
Time	Value	Value	Value	Value	
07/08/2012 16:00	0	0	199.7	199.7	199.7
07/08/2012 17:00	0	0	169.4	169.4	169.4
07/08/2012 18:00	0	0	185.3	185.3	185.3
07/08/2012 19:00	0	0	299.4	299.4	299.4
07/08/2012 20:00	0	0	487.7	487.7	487.7
07/08/2012 21:00	0	0	661.2	661.2	661.2
07/08/2012 22:00	0	0	482.5	482.5	482.5
07/08/2012 23:00	0	0	389.7	389.7	389.7
07/09/2012 00:00	0	0	238	238	238
07/09/2012 01:00	0	0	362.6	362.6	362.6
07/09/2012 02:00	0	0	505.5	505.5	505.5
07/09/2012 03:00	0	0	395.4	395.4	395.4
07/09/2012 04:00	0	0	488	488	488
07/09/2012 05:00	0	0	482.7	482.7	482.7
07/09/2012 06:00	0	0	630.6	630.6	630.6
07/09/2012 07:00	0	0	739.1	739.1	739.1
07/09/2012 08:00	0	0	561.6	561.6	561.6
07/09/2012 09:00	0	0	626.2	626.2	626.2
07/09/2012 10:00	0	0	462.9	462.9	462.9
07/09/2012 11:00	0	0	366.7	366.7	366.7
07/09/2012 12:00	0	0	378.6	378.6	378.6
07/09/2012 13:00	0	0	795.8	795.8	795.8
07/09/2012 14:00	0	0	485.2	485.2	485.2
07/09/2012 15:00	0	0	823.6	823.6	823.6
07/09/2012 16:00	0	0	744	744	744
07/09/2012 17:00	0	0	668.4	668.4	668.4
07/09/2012 18:00	0	0	549	549	549
07/09/2012 19:00	0	0	471.6	471.6	471.6
07/09/2012 20:00	0	0	500.6	500.6	500.6
07/09/2012 21:00	0	0	475.9	475.9	475.9
07/09/2012 22:00	0	0	368.6	368.6	368.6
07/09/2012 23:00	0	0	575.8	575.8	575.8
07/10/2012 00:00	0	0	416.2	416.2	416.2
07/10/2012 01:00	0	0	370	370	370
07/10/2012 02:00	0	0	359.7	359.7	359.7
07/10/2012 03:00	0	0	400.4	400.4	400.4
07/10/2012 04:00	0	0	430.7	430.7	430.7
07/10/2012 05:00	0	0	524.5	524.5	524.5
07/10/2012 06:00	0	0	466.2	466.2	466.2
07/10/2012 07:00	0	0	687.4	687.4	687.4
07/10/2012 08:00	0	0	575.9	575.9	575.9
07/10/2012 09:00	0	0	464.8	464.8	464.8
07/10/2012 10:00	0	0	755.7	755.7	755.7
07/10/2012 11:00	0	0	1003.6	1003.6	1003.6
07/10/2012 12:00	0	0	818.4	818.4	818.4
07/10/2012 13:00	0	0	773.6	773.6	773.6
07/10/2012 14:00	0	0	642.8	642.8	642.8
07/10/2012 15:00	0	0	549.3	549.3	549.3
07/10/2012 16:00	0	0	596	596	596
07/10/2012 17:00	0	0	914.8	914.8	914.8
07/10/2012 18:00	0	0	751.6	751.6	751.6
07/10/2012 19:00	0	0	565.3	565.3	565.3
07/10/2012 20:00	0	0	515.9	515.9	515.9
07/10/2012 21:00	0	0	408.1	408.1	408.1
07/10/2012 22:00	0	0	279.5	279.5	279.5
07/10/2012 23:00	0	0	387.7	387.7	387.7
07/11/2012 00:00	0	0	609.7	609.7	609.7
07/11/2012 01:00	0	0	372.5	372.5	372.5
07/11/2012 02:00	0	0	375.5	375.5	375.5
07/11/2012 03:00	0	0	421.3	421.3	421.3
07/11/2012 04:00	0	0	530.2	530.2	530.2
07/11/2012 05:00	0	0	707.3	707.3	707.3
07/11/2012 06:00	0	0	506.5	506.5	506.5
07/11/2012 07:00	0	0	433.2	433.2	433.2
07/11/2012 08:00	0	0	452.1	452.1	452.1

	Unit 1 (Part 75 Data)	Unit 1 (Part 60 Data)	Unit 2 (Part 75 Data)	Unit 2 (Part 60 Data)	Units 1&2 Combined
	SO2_LbPerHr	SO2_P60_LbPerHr	SO2_LbPerHr	SO2_P60_LbPerHr	(Part 60 Data)
	1H	1H	1H	1H	
Time	Value	Value	Value	Value	
07/11/2012 09:00	0	0	619.9	619.9	619.9
07/11/2012 10:00	0	0	679.2	679.2	679.2
07/11/2012 11:00	0	0	611.1	611.1	611.1
07/11/2012 12:00	0	0	579.6	579.6	579.6
07/11/2012 13:00	0	0	564.8	564.8	564.8
07/11/2012 14:00	0	0	566.1	566.1	566.1
07/11/2012 15:00	0	0	589.2	589.2	589.2
07/11/2012 16:00	4.6	4.6	577.2	577.2	581.8
07/11/2012 17:00	4.6	4.6	636.5	636.5	641.1
07/11/2012 18:00	20.3	20.3	646.6	646.6	666.9
07/11/2012 19:00	23.2	23.2	633.7	633.7	656.9
07/11/2012 20:00	28	28	595.2	595.2	623.2
07/11/2012 21:00	28.1	28.1	533.9	533.9	562
07/11/2012 22:00	30.1	30.1	483.9	483.9	514
07/11/2012 23:00	0	0	538.3	538.3	538.3
07/12/2012 00:00	0	0	634	634	634
07/12/2012 01:00	0	0	667.6	667.6	667.6
07/12/2012 02:00	0	0	684	684	684
07/12/2012 03:00	9.5	9.5	630.6	630.6	640.1
07/12/2012 04:00	4.8	4.8	530.6	530.6	535.4
07/12/2012 05:00	44.1	44.1	506.8	506.8	550.9
07/12/2012 06:00	25.2	25.2	543.7	543.7	568.9
07/12/2012 07:00	14.4	14.4	604.9	604.9	619.3
07/12/2012 08:00	12.6	12.6	634.4	634.4	647
07/12/2012 09:00	85.3	85.3	821.8	821.8	907.1
07/12/2012 10:00	261.6	261.6	747.4	747.4	1009
07/12/2012 11:00	382.4	382.4	748.5	748.5	1130.9
07/12/2012 12:00	599.8	599.8	685.3	685.3	1285.1
07/12/2012 13:00	885.9	885.9	588.8	588.8	1474.7
07/12/2012 14:00	836.5	836.5	682.5	682.5	1519
07/12/2012 15:00	713.3	713.3	757.6	757.6	1470.9
07/12/2012 16:00	540.5	540.5	804.1	804.1	1344.6
07/12/2012 17:00	567.9	567.9	824.2	824.2	1392.1
07/12/2012 18:00	701	701	838.1	838.1	1539.1
07/12/2012 19:00	561.8	561.8	789.1	789.1	1350.9
07/12/2012 20:00	595.7	595.7	759.7	759.7	1355.4
07/12/2012 21:00	605.4	605.4	612.2	612.2	1217.6
07/12/2012 22:00	502.6	502.6	412.7	412.7	915.3
07/12/2012 23:00	379.1	379.1	298.8	298.8	677.9
07/13/2012 00:00	382.8	382.8	234.9	234.9	617.7
07/13/2012 01:00	414.5	414.5	382.3	382.3	796.8
07/13/2012 02:00	364.1	364.1	534	534	898.1
07/13/2012 03:00	410.1	410.1	414	414	824.1
07/13/2012 04:00	390.8	390.8	432.6	432.6	823.4
07/13/2012 05:00	505.8	505.8	558.4	558.4	1064.2
07/13/2012 06:00	492.8	492.8	570.6	570.6	1063.4
07/13/2012 07:00	553.1	553.1	638.7	638.7	1191.8
07/13/2012 08:00	642.5	642.5	649.8	649.8	1292.3
07/13/2012 09:00	627.1	627.1	656.7	656.7	1283.8
07/13/2012 10:00	772.3	772.3	676.7	676.7	1449
07/13/2012 11:00	612.4	612.4	659.8	659.8	1272.2
07/13/2012 12:00	349.7	349.7	641.4	641.4	991.1
07/13/2012 13:00	204.4	204.4	615.9	615.9	820.3
07/13/2012 14:00	160.9	160.9	580.2	580.2	741.1
07/13/2012 15:00	174.8	174.8	595.5	595.5	770.3
07/13/2012 16:00	167.6	167.6	648.6	648.6	816.2
07/13/2012 17:00	208.1	208.1	683.6	683.6	891.7
07/13/2012 18:00	558.2	0	554.1	554.1	554.1
07/13/2012 19:00	750.1	0	633.3	633.3	633.3
07/13/2012 20:00	713.5	0	630.1	630.1	630.1
07/13/2012 21:00	491.5	0	466.4	466.4	466.4
07/13/2012 22:00	515	0	398.8	398.8	398.8
07/13/2012 23:00	712.4	0	373	373	373
07/14/2012 00:00	577.5	0	577.8	577.8	577.8
07/14/2012 01:00	411.5	0	424.8	424.8	424.8

	Unit 1 (Part 75 Data)	Unit 1 (Part 60 Data)	Unit 2 (Part 75 Data)	Unit 2 (Part 60 Data)	Units 1&2 Combined
	SO2_LbPerHr	SO2_P60_LbPerHr	SO2_LbPerHr	SO2_P60_LbPerHr	(Part 60 Data)
	1H	1H	1H	1H	
Time	Value	Value	Value	Value	
07/14/2012 02:00	377.9	0	328.9	328.9	328.9
07/14/2012 03:00	452.9	0	435.4	435.4	435.4
07/14/2012 04:00	473.7	0	384.1	384.1	384.1
07/14/2012 05:00	436.2	0	397.7	397.7	397.7
07/14/2012 06:00	429.3	0	399.9	399.9	399.9
07/14/2012 07:00	502.5	0	523	523	523
07/14/2012 08:00	515	0	487	487	487
07/14/2012 09:00	594.2	0	593	593	593
07/14/2012 10:00	639.8	639.8	730.6	730.6	1370.4
07/14/2012 11:00	583.1	583.1	581.1	581.1	1164.2
07/14/2012 12:00	622.1	622.1	605.3	605.3	1227.4
07/14/2012 13:00	706.5	706.5	634.7	634.7	1341.2
07/14/2012 14:00	596.9	596.9	552.1	552.1	1149
07/14/2012 15:00	588.9	588.9	544.8	544.8	1133.7
07/14/2012 16:00	543.4	543.4	601.4	601.4	1144.8
07/14/2012 17:00	636.1	636.1	503.2	503.2	1139.3
07/14/2012 18:00	548.5	548.5	550.3	550.3	1098.8
07/14/2012 19:00	571.8	571.8	672.7	672.7	1244.5
07/14/2012 20:00	646.5	646.5	609.6	609.6	1256.1
07/14/2012 21:00	443.3	443.3	324.2	324.2	767.5
07/14/2012 22:00	522.4	522.4	307.1	307.1	829.5
07/14/2012 23:00	935.2	935.2	503.7	503.7	1438.9
07/15/2012 00:00	401.5	401.5	278.3	278.3	679.8
07/15/2012 01:00	302.8	302.8	366.3	366.3	669.1
07/15/2012 02:00	306.5	306.5	355.1	355.1	661.6
07/15/2012 03:00	295.4	295.4	397.5	397.5	692.9
07/15/2012 04:00	345.8	345.8	363.4	363.4	709.2
07/15/2012 05:00	390.1	390.1	409.3	409.3	799.4
07/15/2012 06:00	396.6	396.6	443.6	443.6	840.2
07/15/2012 07:00	409.6	409.6	448.3	448.3	857.9
07/15/2012 08:00	494.1	494.1	497.3	497.3	991.4
07/15/2012 09:00	579	579	809.6	809.6	1388.6
07/15/2012 10:00	623.1	623.1	746.4	746.4	1369.5
07/15/2012 11:00	538.5	538.5	738.9	738.9	1277.4
07/15/2012 12:00	254.5	254.5	682	682	936.5
07/15/2012 13:00	361.7	361.7	637.5	637.5	999.2
07/15/2012 14:00	391.2	391.2	588.2	588.2	979.4
07/15/2012 15:00	436.1	436.1	601.7	601.7	1037.8
07/15/2012 16:00	547.9	547.9	636.7	636.7	1184.6
07/15/2012 17:00	368.1	368.1	686.2	686.2	1054.3
07/15/2012 18:00	625.4	0	666.5	666.5	666.5
07/15/2012 19:00	663.7	0	643.9	643.9	643.9
07/15/2012 20:00	564	0	597.2	597.2	597.2
07/15/2012 21:00	454	0	419.8	419.8	419.8
07/15/2012 22:00	520.5	0	339.7	339.7	339.7
07/15/2012 23:00	376.2	0	293.7	293.7	293.7
07/16/2012 00:00	437.7	0	524.7	524.7	524.7
07/16/2012 01:00	395.7	0	467.8	467.8	467.8
07/16/2012 02:00	377	377	357.7	357.7	734.7
07/16/2012 03:00	392.8	392.8	419.8	419.8	812.6
07/16/2012 04:00	413.2	413.2	415.8	415.8	829
07/16/2012 05:00	437.7	437.7	529.4	529.4	967.1
07/16/2012 06:00	498.3	498.3	575.6	575.6	1073.9
07/16/2012 07:00	593.7	593.7	708.7	708.7	1302.4
07/16/2012 08:00	660.3	660.3	669.6	669.6	1329.9
07/16/2012 09:00	195.6	195.6	666.3	666.3	861.9
07/16/2012 10:00	607.9	0	639.4	639.4	639.4
07/16/2012 11:00	554.5	0	559.4	559.4	559.4
07/16/2012 12:00	698.8	0	633.5	633.5	633.5
07/16/2012 13:00	539.1	0	593.1	593.1	593.1
07/16/2012 14:00	583.2	0	610	610	610
07/16/2012 15:00	632.1	632.1	624.5	624.5	1256.6
07/16/2012 16:00	597.2	597.2	556.1	556.1	1153.3
07/16/2012 17:00	602.5	602.5	544.8	544.8	1147.3
07/16/2012 18:00	569.2	569.2	499.1	499.1	1068.3

	Unit 1 (Part 75 Data)	Unit 1 (Part 60 Data)	Unit 2 (Part 75 Data)	Unit 2 (Part 60 Data)	Units 1&2 Combined
	SO2_LbPerHr	SO2_P60_LbPerHr	SO2_LbPerHr	SO2_P60_LbPerHr	(Part 60 Data)
	1H	1H	1H	1H	
Time	Value	Value	Value	Value	
07/16/2012 19:00	595.4	595.4	513.7	513.7	1109.1
07/16/2012 20:00	528.5	528.5	613.6	613.6	1142.1
07/16/2012 21:00	379	379	495.3	495.3	874.3
07/16/2012 22:00	241	241	379.6	379.6	620.6
07/16/2012 23:00	139.3	139.3	490.1	490.1	629.4
07/17/2012 00:00	407.8	407.8	505.4	505.4	913.2
07/17/2012 01:00	446	446	363.6	363.6	809.6
07/17/2012 02:00	389.1	389.1	316.4	316.4	705.5
07/17/2012 03:00	394	394	376.1	376.1	770.1
07/17/2012 04:00	494.7	494.7	516.4	516.4	1011.1
07/17/2012 05:00	450.5	450.5	508	508	958.5
07/17/2012 06:00	568.8	568.8	466.9	466.9	1035.7
07/17/2012 07:00	671.1	671.1	630.3	630.3	1301.4
07/17/2012 08:00	654.6	654.6	597.6	597.6	1252.2
07/17/2012 09:00	442.7	442.7	570.4	570.4	1013.1
07/17/2012 10:00	460.4	460.4	395.9	395.9	856.3
07/17/2012 11:00	907.8	907.8	446.5	446.5	1354.3
07/17/2012 12:00	1125.8	1125.8	1260.5	1260.5	2386.3
07/17/2012 13:00	1081.8	1081.8	1089.8	1089.8	2171.6
07/17/2012 14:00	1174.9	1174.9	815.1	815.1	1990
07/17/2012 15:00	1104.3	1104.3	735.6	735.6	1839.9
07/17/2012 16:00	927.9	927.9	780	780	1707.9
07/17/2012 17:00	765.6	765.6	798.6	798.6	1564.2
07/17/2012 18:00	913.4	913.4	854.4	854.4	1767.8
07/17/2012 19:00	785.6	785.6	758.3	758.3	1543.9
07/17/2012 20:00	1067	1067	931.4	931.4	1998.4
07/17/2012 21:00	893.1	893.1	912.5	912.5	1805.6
07/17/2012 22:00	1026.7	1026.7	699.5	699.5	1726.2
07/17/2012 23:00	914.2	914.2	752.9	752.9	1667.1
07/18/2012 00:00	948.2	948.2	847.8	847.8	1796
07/18/2012 01:00	780.7	780.7	640.5	640.5	1421.2
07/18/2012 02:00	747.5	747.5	616.5	616.5	1364
07/18/2012 03:00	828.9	828.9	896.6	896.6	1725.5
07/18/2012 04:00	810.5	810.5	729.7	729.7	1540.2
07/18/2012 05:00	955.2	955.2	880.5	880.5	1835.7
07/18/2012 06:00	977.3	977.3	851.8	851.8	1829.1
07/18/2012 07:00	1079.6	1079.6	1039.7	1039.7	2119.3
07/18/2012 08:00	1006	1006	1046.2	1046.2	2052.2
07/18/2012 09:00	607.6	607.6	935.7	935.7	1543.3
07/18/2012 10:00	953.9	953.9	889.7	889.7	1843.6
07/18/2012 11:00	977	977	896.1	896.1	1873.1
07/18/2012 12:00	1127.2	1127.2	898.2	898.2	2025.4
07/18/2012 13:00	1041.8	1041.8	986.4	986.4	2028.2
07/18/2012 14:00	1057.7	1057.7	1049.6	1049.6	2107.3
07/18/2012 15:00	845	845	818.1	818.1	1663.1
07/18/2012 16:00	442.4	442.4	332.4	332.4	774.8
07/18/2012 17:00	855.2	855.2	781.4	781.4	1636.6
07/18/2012 18:00	2012.2	2012.2	2567.4	2567.4	4579.6
07/18/2012 19:00	1305.3	1305.3	1771.5	1771.5	3076.8
07/18/2012 20:00	1012.9	1012.9	1052.3	1052.3	2065.2
07/18/2012 21:00	940.5	940.5	690.2	690.2	1630.7
07/18/2012 22:00	897.6	897.6	777.4	777.4	1675
07/18/2012 23:00	794.3	794.3	683.5	683.5	1477.8
07/19/2012 00:00	769.5	769.5	639.1	639.1	1408.6
07/19/2012 01:00	690	690	601.6	601.6	1291.6
07/19/2012 02:00	633.4	633.4	611.1	611.1	1244.5
07/19/2012 03:00	681.9	681.9	604.8	604.8	1286.7
07/19/2012 04:00	773.1	773.1	685.6	685.6	1458.7
07/19/2012 05:00	859.7	859.7	818.5	818.5	1678.2
07/19/2012 06:00	905.2	905.2	817.7	817.7	1722.9
07/19/2012 07:00	972	972	846.4	846.4	1818.4
07/19/2012 08:00	829.7	829.7	811.8	811.8	1641.5
07/19/2012 09:00	686.7	686.7	1025.9	1025.9	1712.6
07/19/2012 10:00	564.5	564.5	765.1	765.1	1329.6
07/19/2012 11:00	698.6	698.6	947.5	947.5	1646.1

	Unit 1 (Part 75 Data)	Unit 1 (Part 60 Data)	Unit 2 (Part 75 Data)	Unit 2 (Part 60 Data)	Units 1&2 Combined
	SO2_LbPerHr	SO2_P60_LbPerHr	SO2_LbPerHr	SO2_P60_LbPerHr	(Part 60 Data)
	1H	1H	1H	1H	
Time	Value	Value	Value	Value	
07/19/2012 12:00	648	648	975.2	975.2	1623.2
07/19/2012 13:00	606.3	606.3	937.7	937.7	1544
07/19/2012 14:00	579.3	579.3	921.7	921.7	1501
07/19/2012 15:00	523.5	523.5	930.3	930.3	1453.8
07/19/2012 16:00	564.7	564.7	903.1	903.1	1467.8
07/19/2012 17:00	568.4	568.4	958.5	958.5	1526.9
07/19/2012 18:00	448.2	448.2	764	764	1212.2
07/19/2012 19:00	539.3	539.3	724.3	724.3	1263.6
07/19/2012 20:00	544.7	544.7	644.4	644.4	1189.1
07/19/2012 21:00	450.5	450.5	451.3	451.3	901.8
07/19/2012 22:00	468.3	468.3	365.4	365.4	833.7
07/19/2012 23:00	377.7	377.7	352	352	729.7
07/20/2012 00:00	415.5	415.5	484.4	484.4	899.9
07/20/2012 01:00	326.7	326.7	240.5	240.5	567.2
07/20/2012 02:00	296.6	296.6	218.1	218.1	514.7
07/20/2012 03:00	296.4	296.4	537.1	537.1	833.5
07/20/2012 04:00	368.3	368.3	486.4	486.4	854.7
07/20/2012 05:00	399.1	399.1	481.6	481.6	880.7
07/20/2012 06:00	363.4	363.4	528.9	528.9	892.3
07/20/2012 07:00	325.7	325.7	518.5	518.5	844.2
07/20/2012 08:00	283.5	283.5	461.4	461.4	744.9
07/20/2012 09:00	475.2	475.2	630.1	630.1	1105.3
07/20/2012 10:00	302.9	302.9	834.1	834.1	1137
07/20/2012 11:00	282	282	516.4	516.4	798.4
07/20/2012 12:00	291.3	291.3	698.5	698.5	989.8
07/20/2012 13:00	311.1	311.1	758.7	758.7	1069.8
07/20/2012 14:00	296.2	296.2	688.7	688.7	984.9
07/20/2012 15:00	257.4	257.4	699	699	956.4
07/20/2012 16:00	244.4	244.4	674.5	674.5	918.9
07/20/2012 17:00	211.9	211.9	655.9	655.9	867.8
07/20/2012 18:00	181.6	181.6	453.5	453.5	635.1
07/20/2012 19:00	263	263	272.7	272.7	535.7
07/20/2012 20:00	289.3	289.3	402.2	402.2	691.5
07/20/2012 21:00	290.6	290.6	593.2	593.2	883.8
07/20/2012 22:00	225.9	225.9	466.5	466.5	692.4
07/20/2012 23:00	184.7	184.7	388	388	572.7
07/21/2012 00:00	164.8	164.8	422.3	422.3	587.1
07/21/2012 01:00	164.7	164.7	403.1	403.1	567.8
07/21/2012 02:00	157.6	157.6	417.5	417.5	575.1
07/21/2012 03:00	187.3	187.3	417.9	417.9	605.2
07/21/2012 04:00	197.7	197.7	386.6	386.6	584.3
07/21/2012 05:00	208.5	208.5	385.4	385.4	593.9
07/21/2012 06:00	218.4	218.4	427.8	427.8	646.2
07/21/2012 07:00	273.5	273.5	415.3	415.3	688.8
07/21/2012 08:00	239	239	442.6	442.6	681.6
07/21/2012 09:00	336.9	336.9	492.3	492.3	829.2
07/21/2012 10:00	453.7	453.7	544.3	544.3	998
07/21/2012 11:00	456.7	456.7	518.1	518.1	974.8
07/21/2012 12:00	411	411	399.2	399.2	810.2
07/21/2012 13:00	549.1	549.1	623.7	623.7	1172.8
07/21/2012 14:00	540.7	540.7	581	581	1121.7
07/21/2012 15:00	578.8	578.8	530.2	530.2	1109
07/21/2012 16:00	531.8	531.8	550.8	550.8	1082.6
07/21/2012 17:00	587.1	587.1	554.1	554.1	1141.2
07/21/2012 18:00	463	463	471	471	934
07/21/2012 19:00	438.5	438.5	595.8	595.8	1034.3
07/21/2012 20:00	496.2	496.2	610.9	610.9	1107.1
07/21/2012 21:00	358.2	358.2	350.7	350.7	708.9
07/21/2012 22:00	259.7	259.7	390.1	390.1	649.8
07/21/2012 23:00	232.6	232.6	557.5	557.5	790.1
07/22/2012 00:00	197.5	197.5	403.5	403.5	601
07/22/2012 01:00	194.1	194.1	376	376	570.1
07/22/2012 02:00	186.3	186.3	402.4	402.4	588.7
07/22/2012 03:00	243.3	243.3	378.2	378.2	621.5
07/22/2012 04:00	177.2	177.2	302	302	479.2

	Unit 1 (Part 75 Data)	Unit 1 (Part 60 Data)	Unit 2 (Part 75 Data)	Unit 2 (Part 60 Data)	Units 1&2 Combined
	SO2_LbPerHr	SO2_P60_LbPerHr	SO2_LbPerHr	SO2_P60_LbPerHr	(Part 60 Data)
	1H	1H	1H	1H	
Time	Value	Value	Value	Value	
07/22/2012 05:00	151.1	151.1	406	406	557.1
07/22/2012 06:00	150	150	423.4	423.4	573.4
07/22/2012 07:00	217	217	425.9	425.9	642.9
07/22/2012 08:00	250.6	250.6	419.3	419.3	669.9
07/22/2012 09:00	406.2	406.2	576.3	576.3	982.5
07/22/2012 10:00	640.8	640.8	568.3	568.3	1209.1
07/22/2012 11:00	688.1	688.1	595.2	595.2	1283.3
07/22/2012 12:00	606.3	606.3	545.8	545.8	1152.1
07/22/2012 13:00	614.8	614.8	598.8	598.8	1213.6
07/22/2012 14:00	798.8	798.8	617.7	617.7	1416.5
07/22/2012 15:00	738.8	738.8	596.3	596.3	1335.1
07/22/2012 16:00	730.7	730.7	531.9	531.9	1262.6
07/22/2012 17:00	815.1	815.1	507.7	507.7	1322.8
07/22/2012 18:00	907.6	907.6	550.6	550.6	1458.2
07/22/2012 19:00	961	961	565	565	1526
07/22/2012 20:00	757.1	757.1	802.9	802.9	1560
07/22/2012 21:00	421.8	421.8	445.4	445.4	867.2
07/22/2012 22:00	199.5	199.5	206.5	206.5	406
07/22/2012 23:00	255.1	0	231.9	231.9	231.9
07/23/2012 00:00	173.3	173.3	447.8	447.8	621.1
07/23/2012 01:00	181.2	181.2	375.2	375.2	556.4
07/23/2012 02:00	174.5	174.5	356.6	356.6	531.1
07/23/2012 03:00	179.6	179.6	369.9	369.9	549.5
07/23/2012 04:00	247.8	247.8	448	448	695.8
07/23/2012 05:00	386.1	386.1	517.2	517.2	903.3
07/23/2012 06:00	367.5	367.5	458.5	458.5	826
07/23/2012 07:00	390.9	390.9	624.2	624.2	1015.1
07/23/2012 08:00	311.5	311.5	691.9	691.9	1003.4
07/23/2012 09:00	464.6	464.6	648.2	648.2	1112.8
07/23/2012 10:00	310.9	310.9	641.1	641.1	952
07/23/2012 11:00	156.4	156.4	603.3	603.3	759.7
07/23/2012 12:00	221.6	221.6	569.2	569.2	790.8
07/23/2012 13:00	242.5	242.5	544.6	544.6	787.1
07/23/2012 14:00	308.6	308.6	559.5	559.5	868.1
07/23/2012 15:00	301.5	301.5	609.1	609.1	910.6
07/23/2012 16:00	338.2	338.2	585.6	585.6	923.8
07/23/2012 17:00	517.7	517.7	621.1	621.1	1138.8
07/23/2012 18:00	343.1	343.1	670	670	1013.1
07/23/2012 19:00	351	351	648	648	999
07/23/2012 20:00	468.3	468.3	637.5	637.5	1105.8
07/23/2012 21:00	376.5	376.5	628.3	628.3	1004.8
07/23/2012 22:00	214.9	214.9	426.3	426.3	641.2
07/23/2012 23:00	132.9	132.9	378.2	378.2	511.1
07/24/2012 00:00	309.4	309.4	475.7	475.7	785.1
07/24/2012 01:00	186.9	186.9	516.8	516.8	703.7
07/24/2012 02:00	273.1	0	510.6	510.6	510.6
07/24/2012 03:00	232.6	0	572	572	572
07/24/2012 04:00	401.6	0	742.8	742.8	742.8
07/24/2012 05:00	390.8	0	624.8	624.8	624.8
07/24/2012 06:00	337.1	337.1	553.6	553.6	890.7
07/24/2012 07:00	522.6	522.6	665.6	665.6	1188.2
07/24/2012 08:00	365.8	365.8	584.6	584.6	950.4
07/24/2012 09:00	533.1	533.1	707.3	707.3	1240.4
07/24/2012 10:00	456.8	456.8	743.1	743.1	1199.9
07/24/2012 11:00	390.7	390.7	652.2	652.2	1042.9
07/24/2012 12:00	478.4	478.4	210.7	210.7	689.1
07/24/2012 13:00	409.9	409.9	62.1	62.1	472
07/24/2012 14:00	467.8	467.8	0	0	467.8
07/24/2012 15:00	499.7	499.7	0	0	499.7
07/24/2012 16:00	435.9	435.9	0	0	435.9
07/24/2012 17:00	359	359	0	0	359
07/24/2012 18:00	475.7	475.7	0	0	475.7
07/24/2012 19:00	444.8	444.8	0	0	444.8
07/24/2012 20:00	422.9	422.9	0	0	422.9
07/24/2012 21:00	364.7	364.7	0	0	364.7

	Unit 1 (Part 75 Data)	Unit 1 (Part 60 Data)	Unit 2 (Part 75 Data)	Unit 2 (Part 60 Data)	Units 1&2 Combined
	SO2_LbPerHr	SO2_P60_LbPerHr	SO2_LbPerHr	SO2_P60_LbPerHr	(Part 60 Data)
	1H	1H	1H	1H	
Time	Value	Value	Value	Value	
07/24/2012 22:00	457.9	457.9	0	0	457.9
07/24/2012 23:00	390	390	0	0	390
07/25/2012 00:00	351.8	351.8	0	0	351.8
07/25/2012 01:00	418.3	418.3	0	0	418.3
07/25/2012 02:00	413.8	413.8	0	0	413.8
07/25/2012 03:00	407.6	407.6	0	0	407.6
07/25/2012 04:00	409.4	409.4	0	0	409.4
07/25/2012 05:00	397.4	397.4	0	0	397.4
07/25/2012 06:00	371.8	371.8	0	0	371.8
07/25/2012 07:00	340.1	340.1	0	0	340.1
07/25/2012 08:00	458.7	458.7	0	0	458.7
07/25/2012 09:00	409.5	409.5	0	0	409.5
07/25/2012 10:00	377.7	377.7	0	0	377.7
07/25/2012 11:00	540.4	540.4	0	0	540.4
07/25/2012 12:00	353.2	353.2	0	0	353.2
07/25/2012 13:00	467.7	467.7	31.5	0	467.7
07/25/2012 14:00	443.5	443.5	15.5	15.5	459
07/25/2012 15:00	412.1	412.1	10	10	422.1
07/25/2012 16:00	440.3	440.3	11	11	451.3
07/25/2012 17:00	465.3	465.3	11	11	476.3
07/25/2012 18:00	442.7	442.7	11.9	11.9	454.6
07/25/2012 19:00	410.8	410.8	17.6	17.6	428.4
07/25/2012 20:00	452.5	452.5	15.7	15.7	468.2
07/25/2012 21:00	401.9	401.9	25.4	25.4	427.3
07/25/2012 22:00	414.8	414.8	41.6	41.6	456.4
07/25/2012 23:00	381.8	381.8	30.2	30.2	412
07/26/2012 00:00	409.5	409.5	27.4	27.4	436.9
07/26/2012 01:00	389.5	389.5	33.4	33.4	422.9
07/26/2012 02:00	422.5	422.5	52.6	52.6	475.1
07/26/2012 03:00	408.5	408.5	117.7	117.7	526.2
07/26/2012 04:00	391.1	391.1	390.8	390.8	781.9
07/26/2012 05:00	442.4	442.4	687.1	687.1	1129.5
07/26/2012 06:00	305.6	305.6	595.7	595.7	901.3
07/26/2012 07:00	367.2	367.2	926.2	926.2	1293.4
07/26/2012 08:00	493.7	493.7	1062.7	1062.7	1556.4
07/26/2012 09:00	433.2	433.2	1106.8	1106.8	1540
07/26/2012 10:00	357.8	357.8	569.2	569.2	927
07/26/2012 11:00	432.1	432.1	477.3	477.3	909.4
07/26/2012 12:00	500.4	500.4	834.9	834.9	1335.3
07/26/2012 13:00	344.5	344.5	1130.6	1130.6	1475.1
07/26/2012 14:00	288.7	288.7	1505.3	1505.3	1794
07/26/2012 15:00	285.8	285.8	1220	1220	1505.8
07/26/2012 16:00	412.9	412.9	1113.2	1113.2	1526.1
07/26/2012 17:00	335.6	335.6	1294.6	1294.6	1630.2
07/26/2012 18:00	430.5	430.5	1472.3	1472.3	1902.8
07/26/2012 19:00	415.6	415.6	1544.9	1544.9	1960.5
07/26/2012 20:00	374.1	374.1	1429.6	1429.6	1803.7
07/26/2012 21:00	323.7	323.7	849.8	849.8	1173.5
07/26/2012 22:00	315.7	315.7	567.3	567.3	883
07/26/2012 23:00	345.9	345.9	730.2	730.2	1076.1
07/27/2012 00:00	279.3	279.3	817.3	817.3	1096.6
07/27/2012 01:00	264.7	264.7	277.2	277.2	541.9
07/27/2012 02:00	286.9	286.9	127.1	127.1	414
07/27/2012 03:00	250.4	250.4	166.1	166.1	416.5
07/27/2012 04:00	352.1	352.1	376.4	376.4	728.5
07/27/2012 05:00	359.2	359.2	1531.9	1531.9	1891.1
07/27/2012 06:00	319.9	319.9	1237.9	1237.9	1557.8
07/27/2012 07:00	413.6	413.6	835.6	835.6	1249.2
07/27/2012 08:00	433	433	1130.9	1130.9	1563.9
07/27/2012 09:00	327.8	327.8	1029.8	1029.8	1357.6
07/27/2012 10:00	575.2	575.2	1100.5	1100.5	1675.7
07/27/2012 11:00	395.3	395.3	907.2	907.2	1302.5
07/27/2012 12:00	367	367	905.8	905.8	1272.8
07/27/2012 13:00	198.2	198.2	836.8	836.8	1035
07/27/2012 14:00	275.4	275.4	737.8	737.8	1013.2

	Unit 1 (Part 75 Data)	Unit 1 (Part 60 Data)	Unit 2 (Part 75 Data)	Unit 2 (Part 60 Data)	Units 1&2 Combined
	SO2_LbPerHr	SO2_P60_LbPerHr	SO2_LbPerHr	SO2_P60_LbPerHr	(Part 60 Data)
	1H	1H	1H	1H	
Time	Value	Value	Value	Value	
07/27/2012 15:00	358.3	358.3	721.6	721.6	1079.9
07/27/2012 16:00	185.3	185.3	745.9	745.9	931.2
07/27/2012 17:00	326.2	326.2	787.5	787.5	1113.7
07/27/2012 18:00	354.5	354.5	650.4	650.4	1004.9
07/27/2012 19:00	483.7	483.7	685.9	685.9	1169.6
07/27/2012 20:00	416.8	416.8	713.4	713.4	1130.2
07/27/2012 21:00	239.4	239.4	528.5	528.5	767.9
07/27/2012 22:00	84.8	84.8	484.2	484.2	569
07/27/2012 23:00	208.8	208.8	620.4	620.4	829.2
07/28/2012 00:00	66.8	66.8	626	626	692.8
07/28/2012 01:00	258.4	258.4	488.6	488.6	747
07/28/2012 02:00	0	0	406.5	406.5	406.5
07/28/2012 03:00	0	0	543.9	543.9	543.9
07/28/2012 04:00	0	0	449.6	449.6	449.6
07/28/2012 05:00	0	0	557	557	557
07/28/2012 06:00	0	0	594.2	594.2	594.2
07/28/2012 07:00	0	0	630.5	630.5	630.5
07/28/2012 08:00	0	0	698.6	698.6	698.6
07/28/2012 09:00	0	0	796.8	796.8	796.8
07/28/2012 10:00	0	0	629.7	629.7	629.7
07/28/2012 11:00	0	0	543.4	543.4	543.4
07/28/2012 12:00	0	0	503.2	503.2	503.2
07/28/2012 13:00	0	0	806.3	806.3	806.3
07/28/2012 14:00	0	0	879.8	879.8	879.8
07/28/2012 15:00	0	0	702.4	702.4	702.4
07/28/2012 16:00	0	0	592.8	592.8	592.8
07/28/2012 17:00	0	0	658.5	658.5	658.5
07/28/2012 18:00	0	0	697.5	697.5	697.5
07/28/2012 19:00	0	0	789.7	789.7	789.7
07/28/2012 20:00	0	0	643.8	643.8	643.8
07/28/2012 21:00	0	0	408.1	408.1	408.1
07/28/2012 22:00	0	0	547.5	547.5	547.5
07/28/2012 23:00	0	0	609.6	609.6	609.6
07/29/2012 00:00	0	0	389.9	389.9	389.9
07/29/2012 01:00	0	0	359	359	359
07/29/2012 02:00	0	0	364.5	364.5	364.5
07/29/2012 03:00	0	0	400	400	400
07/29/2012 04:00	0	0	354	354	354
07/29/2012 05:00	0	0	292.8	292.8	292.8
07/29/2012 06:00	0	0	193.7	193.7	193.7
07/29/2012 07:00	0	0	208.3	208.3	208.3
07/29/2012 08:00	0	0	447.9	447.9	447.9
07/29/2012 09:00	0	0	1093	1093	1093
07/29/2012 10:00	0	0	755.4	755.4	755.4
07/29/2012 11:00	0	0	859.4	859.4	859.4
07/29/2012 12:00	0	0	785.5	785.5	785.5
07/29/2012 13:00	0	0	791.7	791.7	791.7
07/29/2012 14:00	0	0	1061.9	1061.9	1061.9
07/29/2012 15:00	0	0	1634.2	1634.2	1634.2
07/29/2012 16:00	0	0	2899	2899	2899
07/29/2012 17:00	0	0	1157.7	1157.7	1157.7
07/29/2012 18:00	0	0	714.6	714.6	714.6
07/29/2012 19:00	0	0	564	564	564
07/29/2012 20:00	0	0	715.8	715.8	715.8
07/29/2012 21:00	0	0	1326	1326	1326
07/29/2012 22:00	0	0	992.2	992.2	992.2
07/29/2012 23:00	0	0	491.5	491.5	491.5
07/30/2012 00:00	0	0	319.5	319.5	319.5
07/30/2012 01:00	0	0	395.1	395.1	395.1
07/30/2012 02:00	0	0	570	570	570
07/30/2012 03:00	0	0	163.2	163.2	163.2
07/30/2012 04:00	0	0	113.1	113.1	113.1
07/30/2012 05:00	0	0	133.6	133.6	133.6
07/30/2012 06:00	0	0	262.7	262.7	262.7
07/30/2012 07:00	0	0	318	318	318

	Unit 1 (Part 75 Data)	Unit 1 (Part 60 Data)	Unit 2 (Part 75 Data)	Unit 2 (Part 60 Data)	Units 1&2 Combined
	SO2_LbPerHr	SO2_P60_LbPerHr	SO2_LbPerHr	SO2_P60_LbPerHr	(Part 60 Data)
	1H	1H	1H	1H	
Time	Value	Value	Value	Value	
07/30/2012 08:00	0	0	258.2	258.2	258.2
07/30/2012 09:00	0	0	273.5	273.5	273.5
07/30/2012 10:00	0	0	259.4	259.4	259.4
07/30/2012 11:00	0	0	275.6	275.6	275.6
07/30/2012 12:00	0	0	272.1	272.1	272.1
07/30/2012 13:00	0	0	241.4	241.4	241.4
07/30/2012 14:00	0	0	262.7	262.7	262.7
07/30/2012 15:00	0	0	361.6	361.6	361.6
07/30/2012 16:00	0	0	477.5	477.5	477.5
07/30/2012 17:00	0	0	588.4	588.4	588.4
07/30/2012 18:00	0	0	752	752	752
07/30/2012 19:00	0	0	629.5	629.5	629.5
07/30/2012 20:00	0	0	529.8	529.8	529.8
07/30/2012 21:00	0	0	388.2	388.2	388.2
07/30/2012 22:00	0	0	308.5	308.5	308.5
07/30/2012 23:00	0	0	277.2	277.2	277.2
07/31/2012 00:00	0	0	282.8	282.8	282.8
07/31/2012 01:00	0	0	371.8	371.8	371.8
07/31/2012 02:00	0	0	368.3	368.3	368.3
07/31/2012 03:00	0	0	344.1	344.1	344.1
07/31/2012 04:00	0	0	341.1	341.1	341.1
07/31/2012 05:00	0	0	405.9	405.9	405.9
07/31/2012 06:00	0	0	362.2	362.2	362.2
07/31/2012 07:00	0	0	452.8	452.8	452.8
07/31/2012 08:00	0	0	549.9	549.9	549.9
07/31/2012 09:00	0	0	563.1	563.1	563.1
07/31/2012 10:00	0	0	526.6	526.6	526.6
07/31/2012 11:00	0	0	472.1	472.1	472.1
07/31/2012 12:00	0	0	438.7	438.7	438.7
07/31/2012 13:00	0	0	467.6	467.6	467.6
07/31/2012 14:00	0	0	505.5	505.5	505.5
07/31/2012 15:00	0	0	504.6	504.6	504.6
07/31/2012 16:00	0	0	430.9	430.9	430.9
07/31/2012 17:00	0	0	309.4	309.4	309.4
07/31/2012 18:00	0	0	232.6	232.6	232.6
07/31/2012 19:00	0	0	165.6	165.6	165.6
07/31/2012 20:00	0	0	124.6	124.6	124.6
07/31/2012 21:00	0	0	97.2	97.2	97.2
07/31/2012 22:00	0	0	71.8	71.8	71.8
07/31/2012 23:00	0	0	44.3	44.3	44.3
08/01/2012 00:00	0	0	47.5	47.5	47.5
08/01/2012 01:00	0	0	112.6	112.6	112.6
08/01/2012 02:00	0	0	294.9	294.9	294.9
08/01/2012 03:00	0	0	388.7	388.7	388.7
08/01/2012 04:00	0	0	333.1	333.1	333.1
08/01/2012 05:00	0	0	396.9	396.9	396.9
08/01/2012 06:00	0	0	486.4	486.4	486.4
08/01/2012 07:00	0	0	440.6	440.6	440.6
08/01/2012 08:00	0	0	389.4	389.4	389.4
08/01/2012 09:00	0	0	395.1	395.1	395.1
08/01/2012 10:00	0	0	504.8	504.8	504.8
08/01/2012 11:00	0	0	553.6	553.6	553.6
08/01/2012 12:00	0	0	561.4	561.4	561.4
08/01/2012 13:00	0	0	548.4	548.4	548.4
08/01/2012 14:00	0	0	480.9	480.9	480.9
08/01/2012 15:00	0	0	343	343	343
08/01/2012 16:00	0	0	230.5	230.5	230.5
08/01/2012 17:00	0	0	185.1	185.1	185.1
08/01/2012 18:00	0	0	133.3	133.3	133.3
08/01/2012 19:00	0	0	124.7	124.7	124.7
08/01/2012 20:00	0	0	110.9	110.9	110.9
08/01/2012 21:00	0	0	82.9	82.9	82.9
08/01/2012 22:00	0	0	67.4	67.4	67.4
08/01/2012 23:00	0	0	61.9	61.9	61.9
08/02/2012 00:00	0	0	121.9	121.9	121.9

	Unit 1 (Part 75 Data)	Unit 1 (Part 60 Data)	Unit 2 (Part 75 Data)	Unit 2 (Part 60 Data)	Units 1&2 Combined
	SO2_LbPerHr	SO2_P60_LbPerHr	SO2_LbPerHr	SO2_P60_LbPerHr	(Part 60 Data)
	1H	1H	1H	1H	
Time	Value	Value	Value	Value	
08/02/2012 01:00	0	0	264.8	264.8	264.8
08/02/2012 02:00	0	0	375.7	375.7	375.7
08/02/2012 03:00	0	0	352.6	352.6	352.6
08/02/2012 04:00	0	0	357	357	357
08/02/2012 05:00	0	0	371.3	371.3	371.3
08/02/2012 06:00	0	0	371.4	371.4	371.4
08/02/2012 07:00	0	0	532.3	532.3	532.3
08/02/2012 08:00	0	0	390.5	390.5	390.5
08/02/2012 09:00	0	0	447.4	447.4	447.4
08/02/2012 10:00	0	0	512.4	512.4	512.4
08/02/2012 11:00	0	0	551	551	551
08/02/2012 12:00	0	0	513.8	513.8	513.8
08/02/2012 13:00	0	0	500.2	500.2	500.2
08/02/2012 14:00	0	0	493.8	493.8	493.8
08/02/2012 15:00	0	0	454.1	454.1	454.1
08/02/2012 16:00	0	0	443.2	443.2	443.2
08/02/2012 17:00	0	0	439.3	439.3	439.3
08/02/2012 18:00	0	0	505	505	505
08/02/2012 19:00	0	0	506.6	506.6	506.6
08/02/2012 20:00	0	0	499	499	499
08/02/2012 21:00	0	0	473.8	473.8	473.8
08/02/2012 22:00	0	0	478.5	478.5	478.5
08/02/2012 23:00	0	0	351.5	351.5	351.5
08/03/2012 00:00	0	0	270	270	270
08/03/2012 01:00	0	0	268.7	268.7	268.7
08/03/2012 02:00	0	0	361.3	361.3	361.3
08/03/2012 03:00	0	0	361.6	361.6	361.6
08/03/2012 04:00	0	0	336.8	336.8	336.8
08/03/2012 05:00	0	0	407.2	407.2	407.2
08/03/2012 06:00	0	0	347.4	347.4	347.4
08/03/2012 07:00	0	0	536	536	536
08/03/2012 08:00	0	0	691.8	691.8	691.8
08/03/2012 09:00	0	0	427.6	427.6	427.6
08/03/2012 10:00	0	0	235	235	235
08/03/2012 11:00	0	0	283.7	283.7	283.7
08/03/2012 12:00	0	0	478.4	478.4	478.4
08/03/2012 13:00	0	0	458.5	458.5	458.5
08/03/2012 14:00	0	0	568.4	568.4	568.4
08/03/2012 15:00	0	0	529.3	529.3	529.3
08/03/2012 16:00	0	0	400	400	400
08/03/2012 17:00	0	0	406.7	406.7	406.7
08/03/2012 18:00	0	0	408.5	408.5	408.5
08/03/2012 19:00	0	0	404.7	404.7	404.7
08/03/2012 20:00	0	0	490	490	490
08/03/2012 21:00	0	0	519.9	519.9	519.9
08/03/2012 22:00	0	0	471.9	471.9	471.9
08/03/2012 23:00	0	0	352.4	352.4	352.4
08/04/2012 00:00	0	0	298.2	298.2	298.2
08/04/2012 01:00	0	0	358.9	358.9	358.9
08/04/2012 02:00	0	0	350.5	350.5	350.5
08/04/2012 03:00	0	0	357	357	357
08/04/2012 04:00	0	0	285.7	285.7	285.7
08/04/2012 05:00	0	0	310.9	310.9	310.9
08/04/2012 06:00	0	0	403.7	403.7	403.7
08/04/2012 07:00	0	0	474.4	474.4	474.4
08/04/2012 08:00	0	0	460.5	460.5	460.5
08/04/2012 09:00	0	0	424.1	424.1	424.1
08/04/2012 10:00	0	0	418.3	418.3	418.3
08/04/2012 11:00	0	0	414.6	414.6	414.6
08/04/2012 12:00	0	0	451	451	451
08/04/2012 13:00	0	0	463.8	463.8	463.8
08/04/2012 14:00	0	0	473.1	473.1	473.1
08/04/2012 15:00	0	0	437.2	437.2	437.2
08/04/2012 16:00	0	0	404.7	404.7	404.7
08/04/2012 17:00	0	0	304.5	304.5	304.5

	Unit 1 (Part 75 Data)	Unit 1 (Part 60 Data)	Unit 2 (Part 75 Data)	Unit 2 (Part 60 Data)	Units 1&2 Combined
	SO2_LbPerHr	SO2_P60_LbPerHr	SO2_LbPerHr	SO2_P60_LbPerHr	(Part 60 Data)
	1H	1H	1H	1H	
Time	Value	Value	Value	Value	
08/04/2012 18:00	0	0	341.5	341.5	341.5
08/04/2012 19:00	0	0	415.4	415.4	415.4
08/04/2012 20:00	0	0	404.9	404.9	404.9
08/04/2012 21:00	0	0	457	457	457
08/04/2012 22:00	0	0	460.5	460.5	460.5
08/04/2012 23:00	0	0	359.5	359.5	359.5
08/05/2012 00:00	0	0	348.2	348.2	348.2
08/05/2012 01:00	0	0	269.7	269.7	269.7
08/05/2012 02:00	0	0	312.1	312.1	312.1
08/05/2012 03:00	0	0	394.7	394.7	394.7
08/05/2012 04:00	0	0	303.2	303.2	303.2
08/05/2012 05:00	0	0	323.6	323.6	323.6
08/05/2012 06:00	0	0	391.8	391.8	391.8
08/05/2012 07:00	0	0	436.9	436.9	436.9
08/05/2012 08:00	0	0	514	514	514
08/05/2012 09:00	0	0	427.4	427.4	427.4
08/05/2012 10:00	0	0	369.2	369.2	369.2
08/05/2012 11:00	0	0	489.6	489.6	489.6
08/05/2012 12:00	0	0	553	553	553
08/05/2012 13:00	0	0	427.5	427.5	427.5
08/05/2012 14:00	0	0	331.5	331.5	331.5
08/05/2012 15:00	0	0	450.7	450.7	450.7
08/05/2012 16:00	0	0	529	529	529
08/05/2012 17:00	0	0	531.3	531.3	531.3
08/05/2012 18:00	0	0	419.8	419.8	419.8
08/05/2012 19:00	0	0	353.1	353.1	353.1
08/05/2012 20:00	0	0	399.4	399.4	399.4
08/05/2012 21:00	0	0	415.9	415.9	415.9
08/05/2012 22:00	0	0	446.3	446.3	446.3
08/05/2012 23:00	0	0	412.5	412.5	412.5
08/06/2012 00:00	0	0	430.9	430.9	430.9
08/06/2012 01:00	0	0	437.9	437.9	437.9
08/06/2012 02:00	0	0	427.2	427.2	427.2
08/06/2012 03:00	0	0	526.3	526.3	526.3
08/06/2012 04:00	0	0	538.3	538.3	538.3
08/06/2012 05:00	0	0	501.1	501.1	501.1
08/06/2012 06:00	0	0	492.6	492.6	492.6
08/06/2012 07:00	33.5	33.5	514	514	547.5
08/06/2012 08:00	143.5	143.5	557.7	557.7	701.2
08/06/2012 09:00	594.7	594.7	515	515	1109.7
08/06/2012 10:00	609	609	473.4	473.4	1082.4
08/06/2012 11:00	428	428	383.5	383.5	811.5
08/06/2012 12:00	657.5	657.5	497.3	497.3	1154.8
08/06/2012 13:00	486.8	486.8	782.2	782.2	1269
08/06/2012 14:00	476.6	476.6	560	560	1036.6
08/06/2012 15:00	411.5	411.5	495.8	495.8	907.3
08/06/2012 16:00	256.8	256.8	530.6	530.6	787.4
08/06/2012 17:00	291.5	291.5	614.4	614.4	905.9
08/06/2012 18:00	473.6	473.6	546.2	546.2	1019.8
08/06/2012 19:00	527.4	527.4	594.1	594.1	1121.5
08/06/2012 20:00	459	459	589.4	589.4	1048.4
08/06/2012 21:00	407.8	407.8	298.3	298.3	706.1
08/06/2012 22:00	390.3	390.3	351.8	351.8	742.1
08/06/2012 23:00	198.4	198.4	501.9	501.9	700.3
08/07/2012 00:00	407.3	407.3	507.8	507.8	915.1
08/07/2012 01:00	206.6	206.6	439.2	439.2	645.8
08/07/2012 02:00	250.3	250.3	439.3	439.3	689.6
08/07/2012 03:00	169.1	169.1	442.9	442.9	612
08/07/2012 04:00	196.2	196.2	413.2	413.2	609.4
08/07/2012 05:00	214	214	427.8	427.8	641.8
08/07/2012 06:00	189.1	189.1	435.5	435.5	624.6
08/07/2012 07:00	309.6	309.6	539.3	539.3	848.9
08/07/2012 08:00	365.7	365.7	396.2	396.2	761.9
08/07/2012 09:00	372.2	372.2	607.1	607.1	979.3
08/07/2012 10:00	413.2	413.2	672.4	672.4	1085.6

	Unit 1 (Part 75 Data)	Unit 1 (Part 60 Data)	Unit 2 (Part 75 Data)	Unit 2 (Part 60 Data)	Units 1&2 Combined
	SO2_LbPerHr	SO2_P60_LbPerHr	SO2_LbPerHr	SO2_P60_LbPerHr	(Part 60 Data)
	1H	1H	1H	1H	
Time	Value	Value	Value	Value	
08/07/2012 11:00	301.5	301.5	497.6	497.6	799.1
08/07/2012 12:00	372.9	372.9	488.1	488.1	861
08/07/2012 13:00	267.8	267.8	460.1	460.1	727.9
08/07/2012 14:00	98	98	453.9	453.9	551.9
08/07/2012 15:00	130.2	130.2	468.9	468.9	599.1
08/07/2012 16:00	131.1	131.1	503.5	503.5	634.6
08/07/2012 17:00	460	0	526.2	526.2	526.2
08/07/2012 18:00	362.6	0	456.9	456.9	456.9
08/07/2012 19:00	484.8	0	499.9	499.9	499.9
08/07/2012 20:00	496.2	0	482	482	482
08/07/2012 21:00	322.3	0	377.6	377.6	377.6
08/07/2012 22:00	387.8	0	310	310	310
08/07/2012 23:00	335.4	0	308.5	308.5	308.5
08/08/2012 00:00	283	0	408	408	408
08/08/2012 01:00	396.8	0	396.8	396.8	396.8
08/08/2012 02:00	380.3	0	347	347	347
08/08/2012 03:00	268	0	368.3	368.3	368.3
08/08/2012 04:00	263.5	0	346.3	346.3	346.3
08/08/2012 05:00	269.5	0	374.2	374.2	374.2
08/08/2012 06:00	277	0	341.6	341.6	341.6
08/08/2012 07:00	299.9	299.9	460.6	460.6	760.5
08/08/2012 08:00	369.2	369.2	594.4	594.4	963.6
08/08/2012 09:00	364.1	364.1	577.7	577.7	941.8
08/08/2012 10:00	453.2	453.2	411	411	864.2
08/08/2012 11:00	907	907	387.9	387.9	1294.9
08/08/2012 12:00	292.7	292.7	384	384	676.7
08/08/2012 13:00	163.3	163.3	490.6	490.6	653.9
08/08/2012 14:00	176.3	176.3	542.1	542.1	718.4
08/08/2012 15:00	384.6	384.6	485.5	485.5	870.1
08/08/2012 16:00	539.2	539.2	494.5	494.5	1033.7
08/08/2012 17:00	557.4	557.4	459.1	459.1	1016.5
08/08/2012 18:00	414	414	434.6	434.6	848.6
08/08/2012 19:00	232.4	232.4	458.8	458.8	691.2
08/08/2012 20:00	383.9	383.9	459.2	459.2	843.1
08/08/2012 21:00	139	139	299	299	438
08/08/2012 22:00	278.1	278.1	303.9	303.9	582
08/08/2012 23:00	355	355	359.6	359.6	714.6
08/09/2012 00:00	311.2	311.2	399.6	399.6	710.8
08/09/2012 01:00	222.9	222.9	317.5	317.5	540.4
08/09/2012 02:00	211.6	211.6	342.8	342.8	554.4
08/09/2012 03:00	210.4	210.4	351.9	351.9	562.3
08/09/2012 04:00	205.2	205.2	309	309	514.2
08/09/2012 05:00	337.7	337.7	435	435	772.7
08/09/2012 06:00	310.3	310.3	309.1	309.1	619.4
08/09/2012 07:00	398.9	398.9	444.7	444.7	843.6
08/09/2012 08:00	378.5	378.5	489.2	489.2	867.7
08/09/2012 09:00	388	388	440.9	440.9	828.9
08/09/2012 10:00	413.5	413.5	384.3	384.3	797.8
08/09/2012 11:00	386.4	386.4	413.4	413.4	799.8
08/09/2012 12:00	501.9	501.9	456	456	957.9
08/09/2012 13:00	370.6	370.6	446.8	446.8	817.4
08/09/2012 14:00	422.3	422.3	466.3	466.3	888.6
08/09/2012 15:00	455.3	455.3	447.8	447.8	903.1
08/09/2012 16:00	390.5	390.5	398.6	398.6	789.1
08/09/2012 17:00	374	374	423.3	423.3	797.3
08/09/2012 18:00	395.8	395.8	459.3	459.3	855.1
08/09/2012 19:00	472.6	472.6	451.3	451.3	923.9
08/09/2012 20:00	351.9	351.9	455.9	455.9	807.8
08/09/2012 21:00	412.4	412.4	244.4	244.4	656.8
08/09/2012 22:00	276.3	276.3	109.3	109.3	385.6
08/09/2012 23:00	285.4	285.4	0	0	285.4
08/10/2012 00:00	277	277	0	0	277
08/10/2012 01:00	283.1	283.1	0	0	283.1
08/10/2012 02:00	284.8	284.8	0	0	284.8
08/10/2012 03:00	275.8	275.8	0	0	275.8

	Unit 1 (Part 75 Data)	Unit 1 (Part 60 Data)	Unit 2 (Part 75 Data)	Unit 2 (Part 60 Data)	Units 1&2 Combined
	SO2_LbPerHr	SO2_P60_LbPerHr	SO2_LbPerHr	SO2_P60_LbPerHr	(Part 60 Data)
	1H	1H	1H	1H	
Time	Value	Value	Value	Value	
08/10/2012 04:00	334.8	334.8	0	0	334.8
08/10/2012 05:00	382.5	382.5	0	0	382.5
08/10/2012 06:00	343.4	343.4	0	0	343.4
08/10/2012 07:00	353	353	0	0	353
08/10/2012 08:00	510.8	510.8	0	0	510.8
08/10/2012 09:00	553.6	553.6	0	0	553.6
08/10/2012 10:00	391.5	391.5	0	0	391.5
08/10/2012 11:00	277.5	277.5	0	0	277.5
08/10/2012 12:00	535.6	535.6	0	0	535.6
08/10/2012 13:00	495.5	495.5	0	0	495.5
08/10/2012 14:00	368.1	368.1	0	0	368.1
08/10/2012 15:00	365.9	365.9	0	0	365.9
08/10/2012 16:00	402.2	402.2	0	0	402.2
08/10/2012 17:00	397.3	397.3	0	0	397.3
08/10/2012 18:00	349.4	349.4	0	0	349.4
08/10/2012 19:00	383.2	383.2	0	0	383.2
08/10/2012 20:00	337.6	337.6	0	0	337.6
08/10/2012 21:00	246.6	246.6	0	0	246.6
08/10/2012 22:00	330.7	330.7	0	0	330.7
08/10/2012 23:00	313	313	0	0	313
08/11/2012 00:00	397.4	397.4	0	0	397.4
08/11/2012 01:00	253.5	253.5	0	0	253.5
08/11/2012 02:00	334.2	334.2	0	0	334.2
08/11/2012 03:00	268.3	268.3	0	0	268.3
08/11/2012 04:00	303.3	303.3	0	0	303.3
08/11/2012 05:00	274.2	274.2	0	0	274.2
08/11/2012 06:00	284.2	284.2	0	0	284.2
08/11/2012 07:00	286.7	286.7	0	0	286.7
08/11/2012 08:00	321.1	321.1	0	0	321.1
08/11/2012 09:00	350.2	350.2	0	0	350.2
08/11/2012 10:00	339.7	339.7	0	0	339.7
08/11/2012 11:00	343.6	343.6	0	0	343.6
08/11/2012 12:00	376	376	0	0	376
08/11/2012 13:00	325.1	325.1	0	0	325.1
08/11/2012 14:00	375.1	375.1	0	0	375.1
08/11/2012 15:00	343.1	343.1	0	0	343.1
08/11/2012 16:00	383.8	383.8	0	0	383.8
08/11/2012 17:00	398.8	398.8	0	0	398.8
08/11/2012 18:00	321	321	0	0	321
08/11/2012 19:00	414.4	414.4	0	0	414.4
08/11/2012 20:00	336.9	336.9	0	0	336.9
08/11/2012 21:00	263.2	263.2	0	0	263.2
08/11/2012 22:00	351.1	351.1	0	0	351.1
08/11/2012 23:00	271.1	271.1	0	0	271.1
08/12/2012 00:00	302.7	302.7	0	0	302.7
08/12/2012 01:00	288.9	288.9	0	0	288.9
08/12/2012 02:00	299.1	299.1	0	0	299.1
08/12/2012 03:00	272.8	272.8	0	0	272.8
08/12/2012 04:00	290.8	290.8	0	0	290.8
08/12/2012 05:00	280.6	280.6	0	0	280.6
08/12/2012 06:00	281.8	281.8	0	0	281.8
08/12/2012 07:00	290.8	290.8	0	0	290.8
08/12/2012 08:00	295.4	295.4	0	0	295.4
08/12/2012 09:00	283.9	283.9	0	0	283.9
08/12/2012 10:00	333.1	333.1	0	0	333.1
08/12/2012 11:00	375.8	375.8	0	0	375.8
08/12/2012 12:00	319.3	319.3	0	0	319.3
08/12/2012 13:00	372.6	372.6	0	0	372.6
08/12/2012 14:00	388.3	388.3	0	0	388.3
08/12/2012 15:00	400.2	400.2	0	0	400.2
08/12/2012 16:00	437.4	437.4	0	0	437.4
08/12/2012 17:00	290.1	290.1	0	0	290.1
08/12/2012 18:00	422.3	422.3	0	0	422.3
08/12/2012 19:00	391.4	391.4	0	0	391.4
08/12/2012 20:00	356.3	356.3	0	0	356.3

	Unit 1 (Part 75 Data)	Unit 1 (Part 60 Data)	Unit 2 (Part 75 Data)	Unit 2 (Part 60 Data)	Units 1&2 Combined
	SO2_LbPerHr	SO2_P60_LbPerHr	SO2_LbPerHr	SO2_P60_LbPerHr	(Part 60 Data)
	1H	1H	1H	1H	
Time	Value	Value	Value	Value	
08/12/2012 21:00	334.4	334.4	0	0	334.4
08/12/2012 22:00	274.9	274.9	0	0	274.9
08/12/2012 23:00	297.6	297.6	0	0	297.6
08/13/2012 00:00	269	269	0	0	269
08/13/2012 01:00	279.8	279.8	0	0	279.8
08/13/2012 02:00	280.3	280.3	0	0	280.3
08/13/2012 03:00	280.7	280.7	0	0	280.7
08/13/2012 04:00	329.7	329.7	0	0	329.7
08/13/2012 05:00	231.4	231.4	0	0	231.4
08/13/2012 06:00	340.2	340.2	0	0	340.2
08/13/2012 07:00	320.6	320.6	0	0	320.6
08/13/2012 08:00	322.5	322.5	0	0	322.5
08/13/2012 09:00	468.4	468.4	0	0	468.4
08/13/2012 10:00	389.5	389.5	0	0	389.5
08/13/2012 11:00	414.7	414.7	0	0	414.7
08/13/2012 12:00	484.7	484.7	0	0	484.7
08/13/2012 13:00	401.9	401.9	0	0	401.9
08/13/2012 14:00	245.4	245.4	0	0	245.4
08/13/2012 15:00	417.8	417.8	0	0	417.8
08/13/2012 16:00	358.4	358.4	0	0	358.4
08/13/2012 17:00	355.7	355.7	0	0	355.7
08/13/2012 18:00	360.5	360.5	0	0	360.5
08/13/2012 19:00	426.2	426.2	0	0	426.2
08/13/2012 20:00	374.4	374.4	0	0	374.4
08/13/2012 21:00	241.5	241.5	0	0	241.5
08/13/2012 22:00	334.6	334.6	0	0	334.6
08/13/2012 23:00	296	296	0	0	296
08/14/2012 00:00	453.2	453.2	0	0	453.2
08/14/2012 01:00	337.4	337.4	0	0	337.4
08/14/2012 02:00	376.3	376.3	0	0	376.3
08/14/2012 03:00	388	388	0	0	388
08/14/2012 04:00	352.5	352.5	0	0	352.5
08/14/2012 05:00	426.3	426.3	0	0	426.3
08/14/2012 06:00	380.3	380.3	0	0	380.3
08/14/2012 07:00	406.8	406.8	40.6	0	406.8
08/14/2012 08:00	416.7	416.7	0	0	416.7
08/14/2012 09:00	412.8	412.8	19.1	19.1	431.9
08/14/2012 10:00	414.4	414.4	9.5	9.5	423.9
08/14/2012 11:00	498.6	498.6	9.5	9.5	508.1
08/14/2012 12:00	409.1	409.1	9.5	9.5	418.6
08/14/2012 13:00	415.6	415.6	10.4	10.4	426
08/14/2012 14:00	473.8	473.8	10.4	10.4	484.2
08/14/2012 15:00	414.7	414.7	9.6	9.6	424.3
08/14/2012 16:00	436.5	436.5	10.4	10.4	446.9
08/14/2012 17:00	439.8	439.8	10.4	10.4	450.2
08/14/2012 18:00	437.8	437.8	9.6	9.6	447.4
08/14/2012 19:00	429.1	429.1	11.4	11.4	440.5
08/14/2012 20:00	450.8	450.8	10.5	10.5	461.3
08/14/2012 21:00	400.8	400.8	11.5	11.5	412.3
08/14/2012 22:00	431.5	431.5	13.3	13.3	444.8
08/14/2012 23:00	454.1	454.1	12.4	12.4	466.5
08/15/2012 00:00	400.9	400.9	14.1	14.1	415
08/15/2012 01:00	439.9	439.9	19.6	19.6	459.5
08/15/2012 02:00	419.3	419.3	33.3	33.3	452.6
08/15/2012 03:00	388.3	388.3	31.7	31.7	420
08/15/2012 04:00	441.9	441.9	41.4	41.4	483.3
08/15/2012 05:00	448.5	448.5	115.3	115.3	563.8
08/15/2012 06:00	375.4	375.4	250.4	250.4	625.8
08/15/2012 07:00	362	362	776.3	776.3	1138.3
08/15/2012 08:00	365.1	365.1	737.1	737.1	1102.2
08/15/2012 09:00	392.9	392.9	648.7	648.7	1041.6
08/15/2012 10:00	318.6	318.6	338.7	338.7	657.3
08/15/2012 11:00	448.2	448.2	504.3	504.3	952.5
08/15/2012 12:00	428.1	428.1	654.3	654.3	1082.4
08/15/2012 13:00	408.4	408.4	705.3	705.3	1113.7

	Unit 1 (Part 75 Data)	Unit 1 (Part 60 Data)	Unit 2 (Part 75 Data)	Unit 2 (Part 60 Data)	Units 1&2 Combined
	SO2_LbPerHr	SO2_P60_LbPerHr	SO2_LbPerHr	SO2_P60_LbPerHr	(Part 60 Data)
	1H	1H	1H	1H	
Time	Value	Value	Value	Value	
08/15/2012 14:00	426.9	426.9	639.9	639.9	1066.8
08/15/2012 15:00	456.2	456.2	512.1	512.1	968.3
08/15/2012 16:00	622	622	458.6	458.6	1080.6
08/15/2012 17:00	427.6	427.6	437.4	437.4	865
08/15/2012 18:00	259.7	259.7	346.9	346.9	606.6
08/15/2012 19:00	263.6	263.6	456.3	456.3	719.9
08/15/2012 20:00	323.1	323.1	486	486	809.1
08/15/2012 21:00	161.8	161.8	204	204	365.8
08/15/2012 22:00	151.6	151.6	138.8	138.8	290.4
08/15/2012 23:00	151.6	151.6	128.2	128.2	279.8
08/16/2012 00:00	148.4	148.4	172.3	172.3	320.7
08/16/2012 01:00	156.5	156.5	207.2	207.2	363.7
08/16/2012 02:00	147.8	147.8	186.7	186.7	334.5
08/16/2012 03:00	157.9	157.9	189.8	189.8	347.7
08/16/2012 04:00	159.1	159.1	202	202	361.1
08/16/2012 05:00	153.5	153.5	340.8	340.8	494.3
08/16/2012 06:00	161.9	161.9	354.1	354.1	516
08/16/2012 07:00	305.5	305.5	269.8	269.8	575.3
08/16/2012 08:00	288.8	288.8	183.8	183.8	472.6
08/16/2012 09:00	246.2	246.2	0	0	246.2
08/16/2012 10:00	354.5	354.5	0	0	354.5
08/16/2012 11:00	328.1	328.1	0	0	328.1
08/16/2012 12:00	460.6	460.6	0	0	460.6
08/16/2012 13:00	523.7	523.7	0	0	523.7
08/16/2012 14:00	490.4	490.4	0	0	490.4
08/16/2012 15:00	440.5	440.5	0	0	440.5
08/16/2012 16:00	402.4	402.4	0	0	402.4
08/16/2012 17:00	390.6	390.6	0	0	390.6
08/16/2012 18:00	432.1	432.1	0	0	432.1
08/16/2012 19:00	276.1	276.1	0	0	276.1
08/16/2012 20:00	428.9	428.9	0	0	428.9
08/16/2012 21:00	203.3	203.3	0	0	203.3
08/16/2012 22:00	169.8	169.8	0	0	169.8
08/16/2012 23:00	130.2	130.2	0	0	130.2
08/17/2012 00:00	159.7	159.7	0	0	159.7
08/17/2012 01:00	187.6	187.6	0	0	187.6
08/17/2012 02:00	210.7	210.7	0	0	210.7
08/17/2012 03:00	243.4	243.4	0	0	243.4
08/17/2012 04:00	220.7	220.7	0	0	220.7
08/17/2012 05:00	236.8	236.8	0	0	236.8
08/17/2012 06:00	240.9	240.9	0	0	240.9
08/17/2012 07:00	255	255	0	0	255
08/17/2012 08:00	329	329	0	0	329
08/17/2012 09:00	350.9	350.9	0	0	350.9
08/17/2012 10:00	312.1	312.1	0	0	312.1
08/17/2012 11:00	392.3	392.3	0	0	392.3
08/17/2012 12:00	400.5	400.5	0	0	400.5
08/17/2012 13:00	317.5	317.5	0	0	317.5
08/17/2012 14:00	397.8	397.8	0	0	397.8
08/17/2012 15:00	536	536	0	0	536
08/17/2012 16:00	444.2	444.2	0	0	444.2
08/17/2012 17:00	309.3	309.3	0	0	309.3
08/17/2012 18:00	369.7	369.7	0	0	369.7
08/17/2012 19:00	382.5	382.5	0	0	382.5
08/17/2012 20:00	359.3	359.3	0	0	359.3
08/17/2012 21:00	246.6	246.6	0	0	246.6
08/17/2012 22:00	236	236	0	0	236
08/17/2012 23:00	226.7	226.7	0	0	226.7
08/18/2012 00:00	231.1	231.1	0	0	231.1
08/18/2012 01:00	234.6	234.6	0	0	234.6
08/18/2012 02:00	203.5	203.5	0	0	203.5
08/18/2012 03:00	188.2	188.2	0	0	188.2
08/18/2012 04:00	169.8	169.8	0	0	169.8
08/18/2012 05:00	155.6	155.6	0	0	155.6
08/18/2012 06:00	145.1	145.1	0	0	145.1

	Unit 1 (Part 75 Data)	Unit 1 (Part 60 Data)	Unit 2 (Part 75 Data)	Unit 2 (Part 60 Data)	Units 1&2 Combined
	SO2_LbPerHr	SO2_P60_LbPerHr	SO2_LbPerHr	SO2_P60_LbPerHr	(Part 60 Data)
	1H	1H	1H	1H	
Time	Value	Value	Value	Value	
08/18/2012 07:00	150.1	150.1	0	0	150.1
08/18/2012 08:00	192.3	192.3	0	0	192.3
08/18/2012 09:00	370	370	0	0	370
08/18/2012 10:00	408.2	408.2	0	0	408.2
08/18/2012 11:00	381.6	381.6	0	0	381.6
08/18/2012 12:00	411.1	411.1	0	0	411.1
08/18/2012 13:00	397.7	397.7	0	0	397.7
08/18/2012 14:00	398.2	398.2	0	0	398.2
08/18/2012 15:00	434.1	434.1	0	0	434.1
08/18/2012 16:00	446.5	446.5	0	0	446.5
08/18/2012 17:00	404.8	404.8	0	0	404.8
08/18/2012 18:00	350.3	350.3	0	0	350.3
08/18/2012 19:00	439.7	439.7	0	0	439.7
08/18/2012 20:00	300.4	300.4	0	0	300.4
08/18/2012 21:00	264.3	264.3	0	0	264.3
08/18/2012 22:00	186.4	186.4	0	0	186.4
08/18/2012 23:00	183.4	183.4	0	0	183.4
08/19/2012 00:00	236.6	236.6	0	0	236.6
08/19/2012 01:00	256.4	256.4	0	0	256.4
08/19/2012 02:00	245.7	245.7	0	0	245.7
08/19/2012 03:00	197.5	197.5	0	0	197.5
08/19/2012 04:00	194.6	194.6	0	0	194.6
08/19/2012 05:00	200.5	200.5	0	0	200.5
08/19/2012 06:00	181.4	181.4	0	0	181.4
08/19/2012 07:00	195.7	195.7	0	0	195.7
08/19/2012 08:00	227	227	0	0	227
08/19/2012 09:00	229.2	229.2	0	0	229.2
08/19/2012 10:00	253.3	253.3	0	0	253.3
08/19/2012 11:00	250.4	250.4	0	0	250.4
08/19/2012 12:00	250.6	250.6	0	0	250.6
08/19/2012 13:00	255	255	0	0	255
08/19/2012 14:00	256.3	256.3	0	0	256.3
08/19/2012 15:00	327.7	327.7	0	0	327.7
08/19/2012 16:00	325.1	325.1	0	0	325.1
08/19/2012 17:00	362	362	0	0	362
08/19/2012 18:00	322.1	322.1	0	0	322.1
08/19/2012 19:00	274.4	274.4	0	0	274.4
08/19/2012 20:00	207.4	207.4	0	0	207.4
08/19/2012 21:00	64.9	64.9	0	0	64.9
08/19/2012 22:00	69.9	69.9	0	0	69.9
08/19/2012 23:00	154.6	154.6	0	0	154.6
08/20/2012 00:00	143.3	143.3	0	0	143.3
08/20/2012 01:00	164.4	164.4	0	0	164.4
08/20/2012 02:00	204.9	204.9	16.6	16.6	221.5
08/20/2012 03:00	317.7	317.7	32.4	32.4	350.1
08/20/2012 04:00	429.3	429.3	27.9	27.9	457.2
08/20/2012 05:00	437.5	437.5	26.5	26.5	464
08/20/2012 06:00	483.9	483.9	29.5	29.5	513.4
08/20/2012 07:00	466	466	42.4	42.4	508.4
08/20/2012 08:00	467.9	467.9	52.4	52.4	520.3
08/20/2012 09:00	562.2	562.2	53.9	53.9	616.1
08/20/2012 10:00	507.2	507.2	52.4	52.4	559.6
08/20/2012 11:00	393.7	393.7	64.4	64.4	458.1
08/20/2012 12:00	568.2	568.2	76.8	76.8	645
08/20/2012 13:00	503.5	503.5	69.3	69.3	572.8
08/20/2012 14:00	469	469	76.3	76.3	545.3
08/20/2012 15:00	548.8	548.8	70.2	70.2	619
08/20/2012 16:00	647.9	647.9	72.5	72.5	720.4
08/20/2012 17:00	611.6	611.6	73.3	73.3	684.9
08/20/2012 18:00	449.4	449.4	91.5	91.5	540.9
08/20/2012 19:00	482.6	482.6	71.2	71.2	553.8
08/20/2012 20:00	454.8	454.8	71.5	71.5	526.3
08/20/2012 21:00	323.5	323.5	58.1	58.1	381.6
08/20/2012 22:00	447.9	447.9	61.4	61.4	509.3
08/20/2012 23:00	486	486	143.8	143.8	629.8

	Unit 1 (Part 75 Data)	Unit 1 (Part 60 Data)	Unit 2 (Part 75 Data)	Unit 2 (Part 60 Data)	Units 1&2 Combined
	SO2_LbPerHr	SO2_P60_LbPerHr	SO2_LbPerHr	SO2_P60_LbPerHr	(Part 60 Data)
	1H	1H	1H	1H	
Time	Value	Value	Value	Value	
08/21/2012 00:00	460.5	460.5	296.6	296.6	757.1
08/21/2012 01:00	320.5	320.5	231.1	231.1	551.6
08/21/2012 02:00	293.7	293.7	401.9	401.9	695.6
08/21/2012 03:00	238.5	238.5	325.9	325.9	564.4
08/21/2012 04:00	188.7	188.7	320.6	320.6	509.3
08/21/2012 05:00	170.6	170.6	333.5	333.5	504.1
08/21/2012 06:00	177.6	177.6	336	336	513.6
08/21/2012 07:00	175.2	175.2	349.6	349.6	524.8
08/21/2012 08:00	203	203	359.4	359.4	562.4
08/21/2012 09:00	458.9	458.9	539.3	539.3	998.2
08/21/2012 10:00	469.3	469.3	445.6	445.6	914.9
08/21/2012 11:00	505.5	505.5	366	366	871.5
08/21/2012 12:00	610.9	610.9	429.1	429.1	1040
08/21/2012 13:00	440.2	440.2	512	512	952.2
08/21/2012 14:00	386.2	386.2	426.4	426.4	812.6
08/21/2012 15:00	404.2	404.2	441.5	441.5	845.7
08/21/2012 16:00	590	590	461.9	461.9	1051.9
08/21/2012 17:00	366.7	366.7	441.2	441.2	807.9
08/21/2012 18:00	369.5	369.5	256.4	256.4	625.9
08/21/2012 19:00	406.7	406.7	448.7	448.7	855.4
08/21/2012 20:00	382.9	382.9	741.8	741.8	1124.7
08/21/2012 21:00	271.4	271.4	279.1	279.1	550.5
08/21/2012 22:00	242.7	242.7	570.6	570.6	813.3
08/21/2012 23:00	285.7	285.7	461.6	461.6	747.3
08/22/2012 00:00	299.7	299.7	345.3	345.3	645
08/22/2012 01:00	300.1	300.1	325.9	325.9	626
08/22/2012 02:00	293.4	293.4	379	379	672.4
08/22/2012 03:00	276.3	276.3	388.5	388.5	664.8
08/22/2012 04:00	272.9	272.9	346.9	346.9	619.8
08/22/2012 05:00	257.3	257.3	333.9	333.9	591.2
08/22/2012 06:00	232.8	232.8	378.4	378.4	611.2
08/22/2012 07:00	203	203	353.7	353.7	556.7
08/22/2012 08:00	267.1	267.1	464.3	464.3	731.4
08/22/2012 09:00	428.2	428.2	447.8	447.8	876
08/22/2012 10:00	401	401	479.4	479.4	880.4
08/22/2012 11:00	448.9	448.9	521.2	521.2	970.1
08/22/2012 12:00	485	485	612.3	612.3	1097.3
08/22/2012 13:00	518.5	518.5	670.9	670.9	1189.4
08/22/2012 14:00	324.2	324.2	541.9	541.9	866.1
08/22/2012 15:00	571	571	416.8	416.8	987.8
08/22/2012 16:00	502.1	502.1	646.7	646.7	1148.8
08/22/2012 17:00	469.9	469.9	754	754	1223.9
08/22/2012 18:00	553.2	553.2	688.5	688.5	1241.7
08/22/2012 19:00	449.6	449.6	541.5	541.5	991.1
08/22/2012 20:00	434.7	434.7	451	451	885.7
08/22/2012 21:00	474.3	474.3	376.2	376.2	850.5
08/22/2012 22:00	417.7	417.7	272	272	689.7
08/22/2012 23:00	329.6	329.6	273.5	273.5	603.1
08/23/2012 00:00	321.6	321.6	465.1	465.1	786.7
08/23/2012 01:00	298.6	298.6	421	421	719.6
08/23/2012 02:00	265.8	265.8	392.4	392.4	658.2
08/23/2012 03:00	259.7	259.7	392.5	392.5	652.2
08/23/2012 04:00	283.5	283.5	385.9	385.9	669.4
08/23/2012 05:00	329.4	329.4	477.9	477.9	807.3
08/23/2012 06:00	338.4	338.4	344.1	344.1	682.5
08/23/2012 07:00	326.5	326.5	357.9	357.9	684.4
08/23/2012 08:00	432.1	432.1	537.3	537.3	969.4
08/23/2012 09:00	431.9	431.9	583.9	583.9	1015.8
08/23/2012 10:00	436.6	436.6	656	656	1092.6
08/23/2012 11:00	464	464	613.3	613.3	1077.3
08/23/2012 12:00	567.9	567.9	698.6	698.6	1266.5
08/23/2012 13:00	519.8	519.8	739.7	739.7	1259.5
08/23/2012 14:00	484.5	484.5	664.5	664.5	1149
08/23/2012 15:00	538.2	538.2	577.3	577.3	1115.5
08/23/2012 16:00	527	527	558.7	558.7	1085.7

	Unit 1 (Part 75 Data)	Unit 1 (Part 60 Data)	Unit 2 (Part 75 Data)	Unit 2 (Part 60 Data)	Units 1&2 Combined
	SO2_LbPerHr	SO2_P60_LbPerHr	SO2_LbPerHr	SO2_P60_LbPerHr	(Part 60 Data)
	1H	1H	1H	1H	
Time	Value	Value	Value	Value	
08/23/2012 17:00	533.4	533.4	530.5	530.5	1063.9
08/23/2012 18:00	471.9	471.9	538.6	538.6	1010.5
08/23/2012 19:00	738.7	738.7	595.3	595.3	1334
08/23/2012 20:00	410.5	410.5	799	799	1209.5
08/23/2012 21:00	419.4	419.4	553.1	553.1	972.5
08/23/2012 22:00	405.6	405.6	291	291	696.6
08/23/2012 23:00	395.3	395.3	256.9	256.9	652.2
08/24/2012 00:00	334.7	334.7	362.9	362.9	697.6
08/24/2012 01:00	354.1	354.1	457.1	457.1	811.2
08/24/2012 02:00	415.8	415.8	386.5	386.5	802.3
08/24/2012 03:00	385.1	385.1	359.7	359.7	744.8
08/24/2012 04:00	299.9	299.9	347.9	347.9	647.8
08/24/2012 05:00	358	358	403.7	403.7	761.7
08/24/2012 06:00	390.2	390.2	422.1	422.1	812.3
08/24/2012 07:00	336.4	336.4	365	365	701.4
08/24/2012 08:00	416.3	416.3	588.2	588.2	1004.5
08/24/2012 09:00	516.5	516.5	652.5	652.5	1169
08/24/2012 10:00	513.6	513.6	809.8	809.8	1323.4
08/24/2012 11:00	457.8	457.8	729.7	729.7	1187.5
08/24/2012 12:00	587.5	587.5	608.6	608.6	1196.1
08/24/2012 13:00	507.3	507.3	588.2	588.2	1095.5
08/24/2012 14:00	453.1	453.1	497.5	497.5	950.6
08/24/2012 15:00	604.7	604.7	573.1	573.1	1177.8
08/24/2012 16:00	499.4	499.4	597.7	597.7	1097.1
08/24/2012 17:00	427.2	427.2	473.1	473.1	900.3
08/24/2012 18:00	575.9	575.9	435.1	435.1	1011
08/24/2012 19:00	502.1	502.1	505.1	505.1	1007.2
08/24/2012 20:00	395.4	395.4	531.3	531.3	926.7
08/24/2012 21:00	374.8	374.8	299.4	299.4	674.2
08/24/2012 22:00	271.1	271.1	296.8	296.8	567.9
08/24/2012 23:00	225.7	225.7	388.8	388.8	614.5
08/25/2012 00:00	270.4	270.4	465.4	465.4	735.8
08/25/2012 01:00	256.8	256.8	390	390	646.8
08/25/2012 02:00	239.3	239.3	327.1	327.1	566.4
08/25/2012 03:00	294.4	294.4	379.2	379.2	673.6
08/25/2012 04:00	204.6	204.6	353.7	353.7	558.3
08/25/2012 05:00	231.4	231.4	331.4	331.4	562.8
08/25/2012 06:00	243.5	243.5	396.6	396.6	640.1
08/25/2012 07:00	224.5	224.5	366.2	366.2	590.7
08/25/2012 08:00	250.2	250.2	370.8	370.8	621
08/25/2012 09:00	350.2	350.2	0	0	350.2
08/25/2012 10:00	477.1	477.1	0	0	477.1
08/25/2012 11:00	416	416	0	0	416
08/25/2012 12:00	339	339	0	0	339
08/25/2012 13:00	244.4	244.4	0	0	244.4
08/25/2012 14:00	258.9	258.9	0	0	258.9
08/25/2012 15:00	432.1	432.1	0	0	432.1
08/25/2012 16:00	422.8	422.8	0	0	422.8
08/25/2012 17:00	244.7	244.7	0	0	244.7
08/25/2012 18:00	266.5	266.5	0	0	266.5
08/25/2012 19:00	405.9	405.9	0	0	405.9
08/25/2012 20:00	263.9	263.9	0	0	263.9
08/25/2012 21:00	277.7	277.7	0	0	277.7
08/25/2012 22:00	299.8	299.8	0	0	299.8
08/25/2012 23:00	254.3	254.3	0	0	254.3
08/26/2012 00:00	299.3	299.3	0	0	299.3
08/26/2012 01:00	265.9	265.9	0	0	265.9
08/26/2012 02:00	251.4	251.4	0	0	251.4
08/26/2012 03:00	349.9	349.9	0	0	349.9
08/26/2012 04:00	263.3	263.3	0	0	263.3
08/26/2012 05:00	250.5	250.5	0	0	250.5
08/26/2012 06:00	302.7	302.7	0	0	302.7
08/26/2012 07:00	275.7	275.7	0	0	275.7
08/26/2012 08:00	250.1	250.1	0	0	250.1
08/26/2012 09:00	296.1	296.1	0	0	296.1

	Unit 1 (Part 75 Data)	Unit 1 (Part 60 Data)	Unit 2 (Part 75 Data)	Unit 2 (Part 60 Data)	Units 1&2 Combined
	SO2_LbPerHr	SO2_P60_LbPerHr	SO2_LbPerHr	SO2_P60_LbPerHr	(Part 60 Data)
	1H	1H	1H	1H	
Time	Value	Value	Value	Value	
08/26/2012 10:00	303.4	303.4	0	0	303.4
08/26/2012 11:00	363.8	363.8	0	0	363.8
08/26/2012 12:00	372.6	372.6	0	0	372.6
08/26/2012 13:00	363.3	363.3	0	0	363.3
08/26/2012 14:00	329.9	329.9	0	0	329.9
08/26/2012 15:00	361.8	361.8	0	0	361.8
08/26/2012 16:00	373.7	373.7	0	0	373.7
08/26/2012 17:00	365.2	365.2	0	0	365.2
08/26/2012 18:00	321	321	0	0	321
08/26/2012 19:00	453.3	453.3	0	0	453.3
08/26/2012 20:00	260.8	260.8	0	0	260.8
08/26/2012 21:00	209.5	209.5	0	0	209.5
08/26/2012 22:00	352.4	352.4	0	0	352.4
08/26/2012 23:00	410.3	410.3	0	0	410.3
08/27/2012 00:00	340.6	340.6	0	0	340.6
08/27/2012 01:00	311.5	311.5	0	0	311.5
08/27/2012 02:00	364.1	364.1	0	0	364.1
08/27/2012 03:00	523.8	523.8	8.6	8.6	532.4
08/27/2012 04:00	520.9	520.9	24.8	24.8	545.7
08/27/2012 05:00	443.6	443.6	42.3	42.3	485.9
08/27/2012 06:00	441.9	441.9	44.9	44.9	486.8
08/27/2012 07:00	475.3	475.3	46.5	46.5	521.8
08/27/2012 08:00	483.9	483.9	55.4	55.4	539.3
08/27/2012 09:00	505.9	505.9	96.5	96.5	602.4
08/27/2012 10:00	428.4	428.4	162.3	162.3	590.7
08/27/2012 11:00	446.5	446.5	50.8	50.8	497.3
08/27/2012 12:00	420	420	57.1	57.1	477.1
08/27/2012 13:00	1066.3	1066.3	282.5	282.5	1348.8
08/27/2012 14:00	1389.4	1389.4	631.3	631.3	2020.7
08/27/2012 15:00	403.1	403.1	428.9	428.9	832
08/27/2012 16:00	428.7	428.7	729.9	729.9	1158.6
08/27/2012 17:00	780.1	780.1	543.7	543.7	1323.8
08/27/2012 18:00	423.7	423.7	822.3	822.3	1246
08/27/2012 19:00	464.4	464.4	603.3	603.3	1067.7
08/27/2012 20:00	573.8	573.8	520.1	520.1	1093.9
08/27/2012 21:00	553.6	553.6	371.6	371.6	925.2
08/27/2012 22:00	413.5	413.5	285.8	285.8	699.3
08/27/2012 23:00	328.7	328.7	257.9	257.9	586.6
08/28/2012 00:00	0	0	220.6	220.6	220.6
08/28/2012 01:00	0	0	308.2	308.2	308.2
08/28/2012 02:00	0	0	478.6	478.6	478.6
08/28/2012 03:00	0	0	431.6	431.6	431.6
08/28/2012 04:00	0	0	445.1	445.1	445.1
08/28/2012 05:00	0	0	454.5	454.5	454.5
08/28/2012 06:00	0	0	476.1	476.1	476.1
08/28/2012 07:00	0	0	457.6	457.6	457.6
08/28/2012 08:00	0	0	569.5	569.5	569.5
08/28/2012 09:00	0	0	419.3	419.3	419.3
08/28/2012 10:00	0	0	336.4	336.4	336.4
08/28/2012 11:00	0	0	443.1	443.1	443.1
08/28/2012 12:00	0	0	660.6	660.6	660.6
08/28/2012 13:00	0	0	665.1	665.1	665.1
08/28/2012 14:00	0	0	609	609	609
08/28/2012 15:00	0	0	624.9	624.9	624.9
08/28/2012 16:00	0	0	588.5	588.5	588.5
08/28/2012 17:00	0	0	476.3	476.3	476.3
08/28/2012 18:00	0	0	531.4	531.4	531.4
08/28/2012 19:00	0	0	596.6	596.6	596.6
08/28/2012 20:00	0	0	597.5	597.5	597.5
08/28/2012 21:00	0	0	344.4	344.4	344.4
08/28/2012 22:00	0	0	396.2	396.2	396.2
08/28/2012 23:00	0	0	401.3	401.3	401.3
08/29/2012 00:00	0	0	470.4	470.4	470.4
08/29/2012 01:00	0	0	391.2	391.2	391.2
08/29/2012 02:00	0	0	401.9	401.9	401.9

	Unit 1 (Part 75 Data)	Unit 1 (Part 60 Data)	Unit 2 (Part 75 Data)	Unit 2 (Part 60 Data)	Units 1&2 Combined
	SO2_LbPerHr	SO2_P60_LbPerHr	SO2_LbPerHr	SO2_P60_LbPerHr	(Part 60 Data)
	1H	1H	1H	1H	
Time	Value	Value	Value	Value	
08/29/2012 03:00	0	0	408	408	408
08/29/2012 04:00	0	0	395.9	395.9	395.9
08/29/2012 05:00	0	0	551.8	551.8	551.8
08/29/2012 06:00	0	0	396.1	396.1	396.1
08/29/2012 07:00	0	0	384.6	384.6	384.6
08/29/2012 08:00	0	0	556.7	556.7	556.7
08/29/2012 09:00	0	0	7667	7667	7667
08/29/2012 10:00	0	0	623.7	623.7	623.7
08/29/2012 11:00	0	0	8951.2	8951.2	8951.2
08/29/2012 12:00	0	0	11820.8	11820.8	11820.8
08/29/2012 13:00	0	0	565	565	565
08/29/2012 14:00	0	0	546.4	546.4	546.4
08/29/2012 15:00	0	0	544.3	544.3	544.3
08/29/2012 16:00	0	0	558.6	558.6	558.6
08/29/2012 17:00	0	0	585.9	585.9	585.9
08/29/2012 18:00	0	0	491.5	491.5	491.5
08/29/2012 19:00	0	0	559.1	559.1	559.1
08/29/2012 20:00	0	0	496.2	496.2	496.2
08/29/2012 21:00	0	0	308.9	308.9	308.9
08/29/2012 22:00	0	0	344.8	344.8	344.8
08/29/2012 23:00	0	0	436.6	436.6	436.6
08/30/2012 00:00	0	0	383.4	383.4	383.4
08/30/2012 01:00	0	0	349.1	349.1	349.1
08/30/2012 02:00	0	0	367.2	367.2	367.2
08/30/2012 03:00	0	0	381.5	381.5	381.5
08/30/2012 04:00	0	0	333.4	333.4	333.4
08/30/2012 05:00	0	0	476.6	476.6	476.6
08/30/2012 06:00	0	0	435	435	435
08/30/2012 07:00	0	0	313.5	313.5	313.5
08/30/2012 08:00	0	0	459.9	459.9	459.9
08/30/2012 09:00	0	0	420	420	420
08/30/2012 10:00	0	0	380.3	380.3	380.3
08/30/2012 11:00	0	0	746.2	746.2	746.2
08/30/2012 12:00	0	0	752.5	752.5	752.5
08/30/2012 13:00	0	0	588.6	588.6	588.6
08/30/2012 14:00	0	0	571.8	571.8	571.8
08/30/2012 15:00	0	0	598.2	598.2	598.2
08/30/2012 16:00	0	0	630.1	630.1	630.1
08/30/2012 17:00	0	0	673	673	673
08/30/2012 18:00	0	0	605.3	605.3	605.3
08/30/2012 19:00	0	0	584.5	584.5	584.5
08/30/2012 20:00	0	0	534.2	534.2	534.2
08/30/2012 21:00	0	0	318.3	318.3	318.3
08/30/2012 22:00	0	0	501.5	501.5	501.5
08/30/2012 23:00	0	0	438.6	438.6	438.6
08/31/2012 00:00	0	0	353.6	353.6	353.6
08/31/2012 01:00	0	0	342	342	342
08/31/2012 02:00	0	0	356.2	356.2	356.2
08/31/2012 03:00	0	0	370.6	370.6	370.6
08/31/2012 04:00	0	0	356.1	356.1	356.1
08/31/2012 05:00	0	0	405.1	405.1	405.1
08/31/2012 06:00	0	0	352.1	352.1	352.1
08/31/2012 07:00	0	0	355.7	355.7	355.7
08/31/2012 08:00	0	0	587.6	587.6	587.6
08/31/2012 09:00	0	0	641.8	641.8	641.8
08/31/2012 10:00	0	0	845.4	845.4	845.4
08/31/2012 11:00	0	0	867.7	867.7	867.7
08/31/2012 12:00	0	0	720.8	720.8	720.8
08/31/2012 13:00	0	0	660.2	660.2	660.2
08/31/2012 14:00	0	0	770.5	770.5	770.5
08/31/2012 15:00	0	0	851	851	851
08/31/2012 16:00	0	0	841.9	841.9	841.9
08/31/2012 17:00	0	0	786.6	786.6	786.6
08/31/2012 18:00	0	0	735.5	735.5	735.5
08/31/2012 19:00	0	0	605.6	605.6	605.6

	Unit 1 (Part 75 Data)	Unit 1 (Part 60 Data)	Unit 2 (Part 75 Data)	Unit 2 (Part 60 Data)	Units 1&2 Combined
	SO2_LbPerHr	SO2_P60_LbPerHr	SO2_LbPerHr	SO2_P60_LbPerHr	(Part 60 Data)
	1H	1H	1H	1H	
Time	Value	Value	Value	Value	
08/31/2012 20:00	0	0	667	667	667
08/31/2012 21:00	0	0	803.7	803.7	803.7
08/31/2012 22:00	0	0	705.1	705.1	705.1
08/31/2012 23:00	0	0	426.5	426.5	426.5
09/01/2012 00:00	0	0	620.4	620.4	620.4
09/01/2012 01:00	0	0	471.3	471.3	471.3
09/01/2012 02:00	0	0	481.3	481.3	481.3
09/01/2012 03:00	0	0	497.8	497.8	497.8
09/01/2012 04:00	0	0	468.8	468.8	468.8
09/01/2012 05:00	0	0	486.9	486.9	486.9
09/01/2012 06:00	0	0	489.6	489.6	489.6
09/01/2012 07:00	0	0	610.2	610.2	610.2
09/01/2012 08:00	0	0	724.2	724.2	724.2
09/01/2012 09:00	0	0	836.3	836.3	836.3
09/01/2012 10:00	0	0	657.9	657.9	657.9
09/01/2012 11:00	0	0	719	719	719
09/01/2012 12:00	0	0	762.4	762.4	762.4
09/01/2012 13:00	0	0	865.7	865.7	865.7
09/01/2012 14:00	0	0	740.4	740.4	740.4
09/01/2012 15:00	0	0	669.7	669.7	669.7
09/01/2012 16:00	0	0	786.4	786.4	786.4
09/01/2012 17:00	0	0	789.2	789.2	789.2
09/01/2012 18:00	0	0	701.1	701.1	701.1
09/01/2012 19:00	0	0	745.4	745.4	745.4
09/01/2012 20:00	0	0	638.7	638.7	638.7
09/01/2012 21:00	0	0	522.4	522.4	522.4
09/01/2012 22:00	0	0	580.4	580.4	580.4
09/01/2012 23:00	0	0	577.7	577.7	577.7
09/02/2012 00:00	0	0	533.7	533.7	533.7
09/02/2012 01:00	0	0	448.3	448.3	448.3
09/02/2012 02:00	0	0	523	523	523
09/02/2012 03:00	0	0	493.7	493.7	493.7
09/02/2012 04:00	0	0	501.7	501.7	501.7
09/02/2012 05:00	0	0	483.1	483.1	483.1
09/02/2012 06:00	0	0	510.4	510.4	510.4
09/02/2012 07:00	0	0	595	595	595
09/02/2012 08:00	0	0	711.4	711.4	711.4
09/02/2012 09:00	0	0	586.9	586.9	586.9
09/02/2012 10:00	0	0	1065.8	1065.8	1065.8
09/02/2012 11:00	0	0	913.5	913.5	913.5
09/02/2012 12:00	0	0	844.7	844.7	844.7
09/02/2012 13:00	0	0	775.8	775.8	775.8
09/02/2012 14:00	0	0	599.6	599.6	599.6
09/02/2012 15:00	0	0	613.7	613.7	613.7
09/02/2012 16:00	0	0	919.3	919.3	919.3
09/02/2012 17:00	0	0	907.6	907.6	907.6
09/02/2012 18:00	0	0	780.1	780.1	780.1
09/02/2012 19:00	0	0	716.1	716.1	716.1
09/02/2012 20:00	0	0	669.4	669.4	669.4
09/02/2012 21:00	0	0	602.6	602.6	602.6
09/02/2012 22:00	0	0	765.6	765.6	765.6
09/02/2012 23:00	0	0	802.2	802.2	802.2
09/03/2012 00:00	0	0	697	697	697
09/03/2012 01:00	0	0	641.2	641.2	641.2
09/03/2012 02:00	0	0	667.9	667.9	667.9
09/03/2012 03:00	0.9	0.9	752.6	752.6	753.5
09/03/2012 04:00	0	0	751.5	751.5	751.5
09/03/2012 05:00	0	0	723.3	723.3	723.3
09/03/2012 06:00	0	0	695.9	695.9	695.9
09/03/2012 07:00	0.8	0.8	690.3	690.3	691.1
09/03/2012 08:00	2.5	2.5	822.8	822.8	825.3
09/03/2012 09:00	2.5	2.5	848.7	848.7	851.2
09/03/2012 10:00	4.1	4.1	736.9	736.9	741
09/03/2012 11:00	9.9	9.9	713.3	713.3	723.2
09/03/2012 12:00	3.3	3.3	813.6	813.6	816.9

	Unit 1 (Part 75 Data)	Unit 1 (Part 60 Data)	Unit 2 (Part 75 Data)	Unit 2 (Part 60 Data)	Units 1&2 Combined
	SO2_LbPerHr	SO2_P60_LbPerHr	SO2_LbPerHr	SO2_P60_LbPerHr	(Part 60 Data)
	1H	1H	1H	1H	
Time	Value	Value	Value	Value	
09/03/2012 13:00	2.5	2.5	854.4	854.4	856.9
09/03/2012 14:00	0	0	907.9	907.9	907.9
09/03/2012 15:00	42	42	855.7	855.7	897.7
09/03/2012 16:00	85.6	85.6	780.9	780.9	866.5
09/03/2012 17:00	238.9	238.9	778.8	778.8	1017.7
09/03/2012 18:00	308.6	308.6	805	805	1113.6
09/03/2012 19:00	165	165	815	815	980
09/03/2012 20:00	134.4	134.4	734.9	734.9	869.3
09/03/2012 21:00	304.7	304.7	555.8	555.8	860.5
09/03/2012 22:00	400.8	400.8	501.1	501.1	901.9
09/03/2012 23:00	755.2	755.2	530.5	530.5	1285.7
09/04/2012 00:00	778.7	778.7	521.2	521.2	1299.9
09/04/2012 01:00	350.9	350.9	316.6	316.6	667.5
09/04/2012 02:00	235.6	235.6	272.9	272.9	508.5
09/04/2012 03:00	276.7	276.7	515.4	515.4	792.1
09/04/2012 04:00	399.6	399.6	593.7	593.7	993.3
09/04/2012 05:00	395.9	395.9	749.5	749.5	1145.4
09/04/2012 06:00	347.8	347.8	768.7	768.7	1116.5
09/04/2012 07:00	515.6	515.6	670.3	670.3	1185.9
09/04/2012 08:00	414.2	414.2	727.8	727.8	1142
09/04/2012 09:00	452.4	452.4	917.3	917.3	1369.7
09/04/2012 10:00	313	313	1037.8	1037.8	1350.8
09/04/2012 11:00	61.9	61.9	897.9	897.9	959.8
09/04/2012 12:00	143.2	143.2	863.1	863.1	1006.3
09/04/2012 13:00	316	316	891.3	891.3	1207.3
09/04/2012 14:00	198.5	198.5	1091.5	1091.5	1290
09/04/2012 15:00	478.2	478.2	1179.4	1179.4	1657.6
09/04/2012 16:00	469.9	469.9	1024.5	1024.5	1494.4
09/04/2012 17:00	501.4	501.4	968.8	968.8	1470.2
09/04/2012 18:00	363.4	363.4	754.2	754.2	1117.6
09/04/2012 19:00	403.5	403.5	485.3	485.3	888.8
09/04/2012 20:00	399	399	368.7	368.7	767.7
09/04/2012 21:00	475.3	475.3	434.8	434.8	910.1
09/04/2012 22:00	377.5	377.5	583.4	583.4	960.9
09/04/2012 23:00	401.9	401.9	358.6	358.6	760.5
09/05/2012 00:00	300.9	300.9	191.9	191.9	492.8
09/05/2012 01:00	314.7	314.7	218.8	218.8	533.5
09/05/2012 02:00	353.6	353.6	0	0	353.6
09/05/2012 03:00	375.1	375.1	0	0	375.1
09/05/2012 04:00	469.1	469.1	0	0	469.1
09/05/2012 05:00	500.8	500.8	0	0	500.8
09/05/2012 06:00	455.9	455.9	0	0	455.9
09/05/2012 07:00	443.9	443.9	0	0	443.9
09/05/2012 08:00	496.7	496.7	0	0	496.7
09/05/2012 09:00	480.1	480.1	0	0	480.1
09/05/2012 10:00	509.5	509.5	0	0	509.5
09/05/2012 11:00	356.3	356.3	0	0	356.3
09/05/2012 12:00	352.3	352.3	0	0	352.3
09/05/2012 13:00	366.9	366.9	0	0	366.9
09/05/2012 14:00	247.8	247.8	0	0	247.8
09/05/2012 15:00	429.3	429.3	0	0	429.3
09/05/2012 16:00	525.1	525.1	0	0	525.1
09/05/2012 17:00	455.9	455.9	0	0	455.9
09/05/2012 18:00	525.3	525.3	0	0	525.3
09/05/2012 19:00	471.4	471.4	0	0	471.4
09/05/2012 20:00	484.2	484.2	0	0	484.2
09/05/2012 21:00	477.4	477.4	0	0	477.4
09/05/2012 22:00	476.2	476.2	0	0	476.2
09/05/2012 23:00	481.5	481.5	0	0	481.5
09/06/2012 00:00	474.6	474.6	0	0	474.6
09/06/2012 01:00	485.6	485.6	70.4	0	485.6
09/06/2012 02:00	476.6	476.6	0	0	476.6
09/06/2012 03:00	465.2	465.2	15.9	15.9	481.1
09/06/2012 04:00	556.5	556.5	37.4	37.4	593.9
09/06/2012 05:00	445	445	37.4	37.4	482.4

	Unit 1 (Part 75 Data)	Unit 1 (Part 60 Data)	Unit 2 (Part 75 Data)	Unit 2 (Part 60 Data)	Units 1&2 Combined
	SO2_LbPerHr	SO2_P60_LbPerHr	SO2_LbPerHr	SO2_P60_LbPerHr	(Part 60 Data)
	1H	1H	1H	1H	
Time	Value	Value	Value	Value	
09/06/2012 06:00	532.7	532.7	44.3	44.3	577
09/06/2012 07:00	503	503	3.5	3.5	506.5
09/06/2012 08:00	548	548	0	0	548
09/06/2012 09:00	483	483	0	0	483
09/06/2012 10:00	517.5	517.5	17.3	17.3	534.8
09/06/2012 11:00	564.8	564.8	2979.1	2979.1	3543.9
09/06/2012 12:00	521	521	8942	8942	9463
09/06/2012 13:00	547.5	547.5	7327.3	7327.3	7874.8
09/06/2012 14:00	519.4	519.4	8696.8	8696.8	9216.2
09/06/2012 15:00	506.6	506.6	1054.3	1054.3	1560.9
09/06/2012 16:00	527.3	527.3	531.8	531.8	1059.1
09/06/2012 17:00	458.7	458.7	729.6	729.6	1188.3
09/06/2012 18:00	536.3	536.3	510.7	510.7	1047
09/06/2012 19:00	482.2	482.2	746.4	746.4	1228.6
09/06/2012 20:00	506.5	506.5	711.9	711.9	1218.4
09/06/2012 21:00	417.8	417.8	504.6	504.6	922.4
09/06/2012 22:00	391.8	391.8	523.5	523.5	915.3
09/06/2012 23:00	369.9	369.9	516.7	516.7	886.6
09/07/2012 00:00	330.8	330.8	495.6	495.6	826.4
09/07/2012 01:00	336.9	336.9	510.1	510.1	847
09/07/2012 02:00	342.8	342.8	469.8	469.8	812.6
09/07/2012 03:00	335.3	335.3	504.9	504.9	840.2
09/07/2012 04:00	368.4	368.4	450.2	450.2	818.6
09/07/2012 05:00	375.2	375.2	481	481	856.2
09/07/2012 06:00	389.8	389.8	460.3	460.3	850.1
09/07/2012 07:00	441.2	441.2	477.7	477.7	918.9
09/07/2012 08:00	404.6	404.6	473.8	473.8	878.4
09/07/2012 09:00	520.8	520.8	477.8	477.8	998.6
09/07/2012 10:00	455.6	455.6	495.4	495.4	951
09/07/2012 11:00	1652	1652	470.1	470.1	2122.1
09/07/2012 12:00	545.5	545.5	482.6	482.6	1028.1
09/07/2012 13:00	486.1	486.1	480.4	480.4	966.5
09/07/2012 14:00	523.7	523.7	468.4	468.4	992.1
09/07/2012 15:00	510.6	510.6	678.6	678.6	1189.2
09/07/2012 16:00	499	499	704.1	704.1	1203.1
09/07/2012 17:00	472	472	742.4	742.4	1214.4
09/07/2012 18:00	445.3	445.3	509.5	509.5	954.8
09/07/2012 19:00	599.3	599.3	717.5	717.5	1316.8
09/07/2012 20:00	472.4	472.4	797.5	797.5	1269.9
09/07/2012 21:00	415.2	415.2	573.1	573.1	988.3
09/07/2012 22:00	455.9	455.9	362.9	362.9	818.8
09/07/2012 23:00	454.7	454.7	653	653	1107.7
09/08/2012 00:00	411.4	411.4	706.4	706.4	1117.8
09/08/2012 01:00	437.2	437.2	485.3	485.3	922.5
09/08/2012 02:00	404.6	404.6	547.7	547.7	952.3
09/08/2012 03:00	380.6	380.6	597.4	597.4	978
09/08/2012 04:00	407.6	407.6	625.3	625.3	1032.9
09/08/2012 05:00	444.9	444.9	666.1	666.1	1111
09/08/2012 06:00	426.4	426.4	599.8	599.8	1026.2
09/08/2012 07:00	492.7	492.7	595.2	595.2	1087.9
09/08/2012 08:00	491.8	491.8	772.4	772.4	1264.2
09/08/2012 09:00	487.4	487.4	767.5	767.5	1254.9
09/08/2012 10:00	432.6	432.6	609.2	609.2	1041.8
09/08/2012 11:00	400.7	400.7	377.7	377.7	778.4
09/08/2012 12:00	435.5	435.5	382.6	382.6	818.1
09/08/2012 13:00	377	377	782.3	782.3	1159.3
09/08/2012 14:00	416.7	416.7	614.6	614.6	1031.3
09/08/2012 15:00	380.2	380.2	458.7	458.7	838.9
09/08/2012 16:00	419.4	419.4	631.3	631.3	1050.7
09/08/2012 17:00	390.6	390.6	542.2	542.2	932.8
09/08/2012 18:00	410.8	410.8	486.6	486.6	897.4
09/08/2012 19:00	405.5	405.5	634.7	634.7	1040.2
09/08/2012 20:00	406.3	406.3	561	561	967.3
09/08/2012 21:00	315.7	315.7	450.6	450.6	766.3
09/08/2012 22:00	352.2	352.2	543.8	543.8	896

	Unit 1 (Part 75 Data)	Unit 1 (Part 60 Data)	Unit 2 (Part 75 Data)	Unit 2 (Part 60 Data)	Units 1&2 Combined
	SO2_LbPerHr	SO2_P60_LbPerHr	SO2_LbPerHr	SO2_P60_LbPerHr	(Part 60 Data)
	1H	1H	1H	1H	
Time	Value	Value	Value	Value	
09/08/2012 23:00	328.8	328.8	423.8	423.8	752.6
09/09/2012 00:00	396.6	396.6	597.5	597.5	994.1
09/09/2012 01:00	297.7	297.7	495.1	495.1	792.8
09/09/2012 02:00	353.5	353.5	405.9	405.9	759.4
09/09/2012 03:00	350.8	350.8	499	499	849.8
09/09/2012 04:00	327.9	327.9	474.7	474.7	802.6
09/09/2012 05:00	333.2	333.2	451.1	451.1	784.3
09/09/2012 06:00	332.2	332.2	460.6	460.6	792.8
09/09/2012 07:00	339	339	461	461	800
09/09/2012 08:00	363	363	513.4	513.4	876.4
09/09/2012 09:00	327.1	327.1	395.7	395.7	722.8
09/09/2012 10:00	368.2	368.2	554.2	554.2	922.4
09/09/2012 11:00	381.6	381.6	547	547	928.6
09/09/2012 12:00	391	391	480.5	480.5	871.5
09/09/2012 13:00	396.1	396.1	562.9	562.9	959
09/09/2012 14:00	418.6	418.6	579.9	579.9	998.5
09/09/2012 15:00	426.6	426.6	588	588	1014.6
09/09/2012 16:00	446.8	446.8	786.6	786.6	1233.4
09/09/2012 17:00	429.2	429.2	359	359	788.2
09/09/2012 18:00	421.5	421.5	308.3	308.3	729.8
09/09/2012 19:00	407.7	407.7	796.1	796.1	1203.8
09/09/2012 20:00	400.7	400.7	656.6	656.6	1057.3
09/09/2012 21:00	359.4	359.4	392.9	392.9	752.3
09/09/2012 22:00	326.9	326.9	392.1	392.1	719
09/09/2012 23:00	337.1	337.1	530.7	530.7	867.8
09/10/2012 00:00	418.3	418.3	412.3	412.3	830.6
09/10/2012 01:00	284.6	284.6	434.5	434.5	719.1
09/10/2012 02:00	359.3	359.3	431.8	431.8	791.1
09/10/2012 03:00	331.4	331.4	475.3	475.3	806.7
09/10/2012 04:00	317	317	478.3	478.3	795.3
09/10/2012 05:00	418.8	418.8	597.6	597.6	1016.4
09/10/2012 06:00	288	288	306.5	306.5	594.5
09/10/2012 07:00	411	411	3564.6	3564.6	3975.6
09/10/2012 08:00	420.1	420.1	629	629	1049.1
09/10/2012 09:00	408.5	408.5	354.3	354.3	762.8
09/10/2012 10:00	398.9	398.9	635.8	635.8	1034.7
09/10/2012 11:00	377.5	377.5	5354.5	5354.5	5732
09/10/2012 12:00	459	459	520.9	520.9	979.9
09/10/2012 13:00	370.6	370.6	468	468	838.6
09/10/2012 14:00	454.6	454.6	447.3	447.3	901.9
09/10/2012 15:00	399.7	399.7	577.1	577.1	976.8
09/10/2012 16:00	385.2	385.2	554.9	554.9	940.1
09/10/2012 17:00	409.5	409.5	462.1	462.1	871.6
09/10/2012 18:00	441.7	441.7	504.8	504.8	946.5
09/10/2012 19:00	417.7	417.7	676.6	676.6	1094.3
09/10/2012 20:00	325.3	325.3	389.6	389.6	714.9
09/10/2012 21:00	319.9	319.9	358.4	358.4	678.3
09/10/2012 22:00	314.8	314.8	430.7	430.7	745.5
09/10/2012 23:00	316.1	316.1	289.4	289.4	605.5
09/11/2012 00:00	342.2	342.2	339	339	681.2
09/11/2012 01:00	325.9	325.9	333.4	333.4	659.3
09/11/2012 02:00	326.5	326.5	336.6	336.6	663.1
09/11/2012 03:00	352.2	352.2	368.3	368.3	720.5
09/11/2012 04:00	311.9	311.9	335.7	335.7	647.6
09/11/2012 05:00	366.4	366.4	408.5	408.5	774.9
09/11/2012 06:00	300.9	300.9	2124.7	2124.7	2425.6
09/11/2012 07:00	395.3	395.3	7911.9	7911.9	8307.2
09/11/2012 08:00	458.5	458.5	1567.2	1567.2	2025.7
09/11/2012 09:00	455.1	455.1	13687.7	13687.7	14142.8
09/11/2012 10:00	350.2	350.2	710.8	710.8	1061
09/11/2012 11:00	467.2	467.2	3099.6	3099.6	3566.8
09/11/2012 12:00	460	460	568.3	568.3	1028.3
09/11/2012 13:00	505.4	505.4	558.2	558.2	1063.6
09/11/2012 14:00	415.2	415.2	459.5	459.5	874.7
09/11/2012 15:00	555.5	555.5	561.5	561.5	1117

	Unit 1 (Part 75 Data)	Unit 1 (Part 60 Data)	Unit 2 (Part 75 Data)	Unit 2 (Part 60 Data)	Units 1&2 Combined
	SO2_LbPerHr	SO2_P60_LbPerHr	SO2_LbPerHr	SO2_P60_LbPerHr	(Part 60 Data)
	1H	1H	1H	1H	
Time	Value	Value	Value	Value	
09/11/2012 16:00	481.8	481.8	570.2	570.2	1052
09/11/2012 17:00	396.2	396.2	431.7	431.7	827.9
09/11/2012 18:00	557.2	557.2	436	436	939.2
09/11/2012 19:00	504.6	504.6	669.9	669.9	1174.5
09/11/2012 20:00	338.6	338.6	365.3	365.3	703.9
09/11/2012 21:00	373.9	373.9	226.2	226.2	600.1
09/11/2012 22:00	343.8	343.8	269	269	612.8
09/11/2012 23:00	337.9	337.9	314	314	651.9
09/12/2012 00:00	356.1	356.1	375.4	375.4	731.5
09/12/2012 01:00	328.7	328.7	389.7	389.7	718.4
09/12/2012 02:00	342.4	342.4	367	367	709.4
09/12/2012 03:00	313.4	313.4	379.6	379.6	693
09/12/2012 04:00	367.2	367.2	472.3	472.3	839.5
09/12/2012 05:00	368.6	368.6	438.6	438.6	807.2
09/12/2012 06:00	432.2	432.2	419	419	851.2
09/12/2012 07:00	407.2	407.2	462.8	462.8	870
09/12/2012 08:00	468.2	468.2	523.6	523.6	991.8
09/12/2012 09:00	438.4	438.4	582.4	582.4	1020.8
09/12/2012 10:00	570.7	570.7	537.6	537.6	1108.3
09/12/2012 11:00	549.2	549.2	538.8	538.8	1088
09/12/2012 12:00	418.4	418.4	665.3	665.3	1083.7
09/12/2012 13:00	480.8	480.8	614.6	614.6	1095.4
09/12/2012 14:00	317.4	317.4	648.1	648.1	965.5
09/12/2012 15:00	435.5	435.5	625	625	1060.5
09/12/2012 16:00	326.8	326.8	618.2	618.2	945
09/12/2012 17:00	305.2	305.2	598.2	598.2	903.4
09/12/2012 18:00	370.4	370.4	559.4	559.4	929.8
09/12/2012 19:00	530.7	530.7	469.9	469.9	1000.6
09/12/2012 20:00	466.8	466.8	432.2	432.2	899
09/12/2012 21:00	295.8	295.8	289.7	289.7	585.5
09/12/2012 22:00	387.7	0	336.5	336.5	336.5
09/12/2012 23:00	614.9	614.9	443.7	443.7	1058.6
09/13/2012 00:00	585.7	585.7	436.9	436.9	1022.6
09/13/2012 01:00	345.3	345.3	364.6	364.6	709.9
09/13/2012 02:00	340.1	340.1	373.7	373.7	713.8
09/13/2012 03:00	357.4	357.4	400.6	400.6	758
09/13/2012 04:00	343.5	343.5	389.8	389.8	733.3
09/13/2012 05:00	439.1	439.1	619.5	619.5	1058.6
09/13/2012 06:00	426.7	426.7	457.4	457.4	884.1
09/13/2012 07:00	445.1	445.1	412.8	412.8	857.9
09/13/2012 08:00	448.1	448.1	511.4	511.4	959.5
09/13/2012 09:00	446.7	446.7	487.8	487.8	934.5
09/13/2012 10:00	521.4	521.4	654	654	1175.4
09/13/2012 11:00	468.4	468.4	557	557	1025.4
09/13/2012 12:00	565.9	565.9	584.3	584.3	1150.2
09/13/2012 13:00	513.6	513.6	537.8	537.8	1051.4
09/13/2012 14:00	478.8	478.8	631.8	631.8	1110.6
09/13/2012 15:00	243.7	243.7	895.6	895.6	1139.3
09/13/2012 16:00	423.5	423.5	763.2	763.2	1186.7
09/13/2012 17:00	405.1	405.1	520.7	520.7	925.8
09/13/2012 18:00	648	648	477.6	477.6	1125.6
09/13/2012 19:00	411.3	411.3	500	500	911.3
09/13/2012 20:00	329.9	329.9	433	433	762.9
09/13/2012 21:00	381.4	381.4	309.7	309.7	691.1
09/13/2012 22:00	350.1	350.1	362.1	362.1	712.2
09/13/2012 23:00	335.4	335.4	524.6	524.6	860
09/14/2012 00:00	355.3	355.3	389.2	389.2	744.5
09/14/2012 01:00	343.1	343.1	390.7	390.7	733.8
09/14/2012 02:00	337.1	337.1	397.3	397.3	734.4
09/14/2012 03:00	362.4	362.4	493.3	493.3	855.7
09/14/2012 04:00	424.8	424.8	468.5	468.5	893.3
09/14/2012 05:00	462.8	462.8	551.8	551.8	1014.6
09/14/2012 06:00	486.7	486.7	596.4	596.4	1083.1
09/14/2012 07:00	507.9	507.9	495.5	495.5	1003.4
09/14/2012 08:00	493	493	364.1	364.1	857.1

	Unit 1 (Part 75 Data)	Unit 1 (Part 60 Data)	Unit 2 (Part 75 Data)	Unit 2 (Part 60 Data)	Units 1&2 Combined
	SO2_LbPerHr	SO2_P60_LbPerHr	SO2_LbPerHr	SO2_P60_LbPerHr	(Part 60 Data)
	1H	1H	1H	1H	
Time	Value	Value	Value	Value	
09/14/2012 09:00	507.1	507.1	412.5	412.5	919.6
09/14/2012 10:00	531.4	531.4	713.3	713.3	1244.7
09/14/2012 11:00	515	515	697.3	697.3	1212.3
09/14/2012 12:00	528.9	528.9	528.8	528.8	1057.7
09/14/2012 13:00	517.3	517.3	464.3	464.3	981.6
09/14/2012 14:00	465.6	465.6	306.5	306.5	772.1
09/14/2012 15:00	518.6	518.6	395.7	395.7	914.3
09/14/2012 16:00	454.9	454.9	402.2	402.2	857.1
09/14/2012 17:00	445.7	445.7	334	334	779.7
09/14/2012 18:00	442.6	442.6	316.6	316.6	759.2
09/14/2012 19:00	510.9	510.9	415	415	925.9
09/14/2012 20:00	345.9	345.9	432.7	432.7	778.6
09/14/2012 21:00	461.3	461.3	383.6	383.6	844.9
09/14/2012 22:00	398.2	398.2	383.7	383.7	781.9
09/14/2012 23:00	348.1	348.1	311.4	311.4	659.5
09/15/2012 00:00	426.4	426.4	322.7	322.7	749.1
09/15/2012 01:00	380.8	380.8	417.5	417.5	798.3
09/15/2012 02:00	396.5	396.5	388.1	388.1	784.6
09/15/2012 03:00	393.9	393.9	270.6	270.6	664.5
09/15/2012 04:00	297	297	347.4	347.4	644.4
09/15/2012 05:00	329.6	329.6	373	373	702.6
09/15/2012 06:00	354.3	354.3	352.8	352.8	707.1
09/15/2012 07:00	397.1	397.1	394.4	394.4	791.5
09/15/2012 08:00	481.5	481.5	517.5	517.5	999
09/15/2012 09:00	467.8	467.8	648.6	648.6	1116.4
09/15/2012 10:00	392.1	392.1	430.9	430.9	823
09/15/2012 11:00	489.9	489.9	412.2	412.2	902.1
09/15/2012 12:00	537.5	537.5	421.5	421.5	959
09/15/2012 13:00	388.1	388.1	342.4	342.4	730.5
09/15/2012 14:00	521.1	521.1	438.6	438.6	959.7
09/15/2012 15:00	541.1	541.1	488.3	488.3	1029.4
09/15/2012 16:00	347.5	347.5	376.4	376.4	723.9
09/15/2012 17:00	353.9	353.9	298.4	298.4	652.3
09/15/2012 18:00	621.9	621.9	442.7	442.7	1064.6
09/15/2012 19:00	427.3	427.3	626.3	626.3	1053.6
09/15/2012 20:00	250.8	250.8	335.7	335.7	586.5
09/15/2012 21:00	429.8	429.8	299.3	299.3	729.1
09/15/2012 22:00	312.3	312.3	186	186	498.3
09/15/2012 23:00	355.3	355.3	162.6	162.6	517.9
09/16/2012 00:00	397	397	213	213	610
09/16/2012 01:00	279.4	279.4	292.1	292.1	571.5
09/16/2012 02:00	357.2	357.2	287.4	0	357.2
09/16/2012 03:00	361	361	256.5	0	361
09/16/2012 04:00	350.9	350.9	241	0	350.9
09/16/2012 05:00	337	337	253.9	0	337
09/16/2012 06:00	313.8	313.8	346.9	0	313.8
09/16/2012 07:00	374.9	374.9	330.8	0	374.9
09/16/2012 08:00	275.2	275.2	270.8	0	275.2
09/16/2012 09:00	388.9	388.9	342.7	0	388.9
09/16/2012 10:00	387	387	533.4	533.4	920.4
09/16/2012 11:00	396.2	396.2	467.8	467.8	864
09/16/2012 12:00	405.6	405.6	286.2	286.2	691.8
09/16/2012 13:00	402.5	402.5	294	294	696.5
09/16/2012 14:00	389.9	389.9	320.7	320.7	710.6
09/16/2012 15:00	477.8	477.8	391.2	391.2	869
09/16/2012 16:00	389.2	389.2	550	550	939.2
09/16/2012 17:00	505.8	505.8	606.6	606.6	1112.4
09/16/2012 18:00	508.2	508.2	698.9	698.9	1207.1
09/16/2012 19:00	505.3	505.3	897.2	897.2	1402.5
09/16/2012 20:00	438.2	438.2	617.5	617.5	1055.7
09/16/2012 21:00	320.1	320.1	254.5	254.5	574.6
09/16/2012 22:00	384.8	384.8	222.5	222.5	607.3
09/16/2012 23:00	350.9	350.9	209.6	209.6	560.5
09/17/2012 00:00	460.6	460.6	490.5	490.5	951.1
09/17/2012 01:00	365.7	365.7	722.4	722.4	1088.1

	Unit 1 (Part 75 Data)	Unit 1 (Part 60 Data)	Unit 2 (Part 75 Data)	Unit 2 (Part 60 Data)	Units 1&2 Combined
	SO2_LbPerHr	SO2_P60_LbPerHr	SO2_LbPerHr	SO2_P60_LbPerHr	(Part 60 Data)
	1H	1H	1H	1H	
Time	Value	Value	Value	Value	
09/17/2012 02:00	288.7	288.7	338.1	338.1	626.8
09/17/2012 03:00	358.5	358.5	216.5	216.5	575
09/17/2012 04:00	430.9	430.9	316.8	316.8	747.7
09/17/2012 05:00	525.3	525.3	1032.6	1032.6	1557.9
09/17/2012 06:00	343.7	343.7	801.2	801.2	1144.9
09/17/2012 07:00	490.8	490.8	554.9	554.9	1045.7
09/17/2012 08:00	533.1	533.1	654.3	654.3	1187.4
09/17/2012 09:00	414.8	414.8	643.3	643.3	1058.1
09/17/2012 10:00	472.3	472.3	693.7	693.7	1166
09/17/2012 11:00	561.3	561.3	782.8	782.8	1344.1
09/17/2012 12:00	509.1	509.1	845.4	845.4	1354.5
09/17/2012 13:00	394.2	394.2	860.4	860.4	1254.6
09/17/2012 14:00	309	309	783.3	783.3	1092.3
09/17/2012 15:00	393	393	575.8	575.8	968.8
09/17/2012 16:00	350.3	350.3	558.4	558.4	908.7
09/17/2012 17:00	321.5	321.5	469.9	469.9	791.4
09/17/2012 18:00	321.9	321.9	301.2	301.2	623.1
09/17/2012 19:00	261.6	261.6	213.5	213.5	475.1
09/17/2012 20:00	324.9	324.9	242.8	242.8	567.7
09/17/2012 21:00	316.3	316.3	319.9	319.9	636.2
09/17/2012 22:00	332	332	397.9	397.9	729.9
09/17/2012 23:00	442.7	442.7	369	369	811.7
09/18/2012 00:00	267.8	267.8	251.2	251.2	519
09/18/2012 01:00	278.5	278.5	354.7	354.7	633.2
09/18/2012 02:00	270.3	270.3	375.1	375.1	645.4
09/18/2012 03:00	177.5	177.5	409.8	409.8	587.3
09/18/2012 04:00	248.5	248.5	506.3	506.3	754.8
09/18/2012 05:00	361.2	361.2	756.7	756.7	1117.9
09/18/2012 06:00	345.1	345.1	1101.8	1101.8	1446.9
09/18/2012 07:00	390.1	390.1	956.8	956.8	1346.9
09/18/2012 08:00	384.8	384.8	773.4	773.4	1158.2
09/18/2012 09:00	489	489	818	818	1307
09/18/2012 10:00	366.9	366.9	611.1	611.1	978
09/18/2012 11:00	313	313	414.3	414.3	727.3
09/18/2012 12:00	470.9	470.9	732.7	732.7	1203.6
09/18/2012 13:00	252	252	365.8	365.8	617.8
09/18/2012 14:00	366.3	366.3	301.8	301.8	668.1
09/18/2012 15:00	269.9	269.9	440.4	440.4	710.3
09/18/2012 16:00	224.6	224.6	230.7	230.7	455.3
09/18/2012 17:00	104.8	104.8	172.9	172.9	277.7
09/18/2012 18:00	47	47	274.1	274.1	321.1
09/18/2012 19:00	89.6	89.6	233.6	233.6	323.2
09/18/2012 20:00	95.9	95.9	257.6	257.6	353.5
09/18/2012 21:00	88.3	88.3	293.5	293.5	381.8
09/18/2012 22:00	113.5	113.5	306.1	306.1	419.6
09/18/2012 23:00	168.5	168.5	306.2	306.2	474.7
09/19/2012 00:00	214.4	214.4	409.1	409.1	623.5
09/19/2012 01:00	214.2	214.2	406.7	406.7	620.9
09/19/2012 02:00	209	209	366.3	366.3	575.3
09/19/2012 03:00	232.6	232.6	370.5	370.5	603.1
09/19/2012 04:00	246.9	246.9	403.9	403.9	650.8
09/19/2012 05:00	295.3	295.3	673.9	673.9	969.2
09/19/2012 06:00	350.9	350.9	685.3	685.3	1036.2
09/19/2012 07:00	195	195	359	359	554
09/19/2012 08:00	314.7	314.7	382.8	382.8	697.5
09/19/2012 09:00	452.1	452.1	672.4	672.4	1124.5
09/19/2012 10:00	284.5	284.5	391.3	391.3	675.8
09/19/2012 11:00	406.2	406.2	335.7	335.7	741.9
09/19/2012 12:00	396.5	396.5	411.5	411.5	808
09/19/2012 13:00	353.9	353.9	621.5	621.5	975.4
09/19/2012 14:00	324.2	324.2	463.8	463.8	788
09/19/2012 15:00	391.8	391.8	539.6	539.6	931.4
09/19/2012 16:00	333.8	333.8	479	479	812.8
09/19/2012 17:00	339.7	339.7	465.2	465.2	804.9
09/19/2012 18:00	419	419	415	415	834

	Unit 1 (Part 75 Data)	Unit 1 (Part 60 Data)	Unit 2 (Part 75 Data)	Unit 2 (Part 60 Data)	Units 1&2 Combined
	SO2_LbPerHr	SO2_P60_LbPerHr	SO2_LbPerHr	SO2_P60_LbPerHr	(Part 60 Data)
	1H	1H	1H	1H	
Time	Value	Value	Value	Value	
09/19/2012 19:00	339.1	339.1	451.3	451.3	790.4
09/19/2012 20:00	411.8	411.8	406.6	406.6	818.4
09/19/2012 21:00	309.9	309.9	254.2	254.2	564.1
09/19/2012 22:00	293.4	293.4	240.9	240.9	534.3
09/19/2012 23:00	331.8	331.8	494.1	494.1	825.9
09/20/2012 00:00	303.6	303.6	410.3	410.3	713.9
09/20/2012 01:00	309.4	309.4	337.4	337.4	646.8
09/20/2012 02:00	288.4	288.4	335.8	335.8	624.2
09/20/2012 03:00	308.3	308.3	382.7	382.7	691
09/20/2012 04:00	322.1	322.1	394.6	394.6	716.7
09/20/2012 05:00	420.6	420.6	635.9	635.9	1056.5
09/20/2012 06:00	329.3	329.3	430.1	430.1	759.4
09/20/2012 07:00	406.2	406.2	319.5	319.5	725.7
09/20/2012 08:00	479	479	512.3	512.3	991.3
09/20/2012 09:00	415.3	415.3	894.6	894.6	1309.9
09/20/2012 10:00	409.9	409.9	716	716	1125.9
09/20/2012 11:00	459	459	721.8	721.8	1180.8
09/20/2012 12:00	470.1	470.1	661.1	661.1	1131.2
09/20/2012 13:00	422.7	422.7	673.2	673.2	1095.9
09/20/2012 14:00	342.5	342.5	455.7	455.7	798.2
09/20/2012 15:00	481.8	481.8	413.7	413.7	895.5
09/20/2012 16:00	331.4	331.4	321.1	321.1	652.5
09/20/2012 17:00	307	307	236.8	236.8	543.8
09/20/2012 18:00	500.3	500.3	330.6	330.6	830.9
09/20/2012 19:00	353.1	353.1	975	975	1328.1
09/20/2012 20:00	404.9	404.9	1004.4	1004.4	1409.3
09/20/2012 21:00	290.7	290.7	331.6	331.6	622.3
09/20/2012 22:00	320.4	320.4	236.5	236.5	556.9
09/20/2012 23:00	294.4	294.4	209.4	209.4	503.8
09/21/2012 00:00	307.2	307.2	342.1	342.1	649.3
09/21/2012 01:00	282.6	282.6	435.2	435.2	717.8
09/21/2012 02:00	291.8	291.8	382.4	382.4	674.2
09/21/2012 03:00	284.8	284.8	413.1	413.1	697.9
09/21/2012 04:00	297	297	388.2	388.2	685.2
09/21/2012 05:00	377.1	377.1	540.5	540.5	917.6
09/21/2012 06:00	323.6	323.6	481.7	481.7	805.3
09/21/2012 07:00	379.8	379.8	392.1	392.1	771.9
09/21/2012 08:00	370.9	370.9	482.7	482.7	853.6
09/21/2012 09:00	458.2	458.2	826.2	826.2	1284.4
09/21/2012 10:00	379.7	379.7	783.3	783.3	1163
09/21/2012 11:00	443.3	443.3	711.9	711.9	1155.2
09/21/2012 12:00	483.5	483.5	732.1	732.1	1215.6
09/21/2012 13:00	494.2	494.2	733.8	733.8	1228
09/21/2012 14:00	455.2	455.2	556.8	556.8	1012
09/21/2012 15:00	648.3	648.3	514.2	514.2	1162.5
09/21/2012 16:00	495.3	495.3	390.8	390.8	886.1
09/21/2012 17:00	334.1	334.1	329.5	329.5	663.6
09/21/2012 18:00	567	567	647.9	647.9	1214.9
09/21/2012 19:00	394.1	394.1	882.2	882.2	1276.3
09/21/2012 20:00	372.4	372.4	561.8	561.8	934.2
09/21/2012 21:00	333.3	333.3	287.9	287.9	621.2
09/21/2012 22:00	362.6	362.6	306.1	306.1	668.7
09/21/2012 23:00	279.5	279.5	576.1	576.1	855.6
09/22/2012 00:00	208.4	208.4	515.6	515.6	724
09/22/2012 01:00	0	0	567.3	567.3	567.3
09/22/2012 02:00	0	0	263.2	263.2	263.2
09/22/2012 03:00	0	0	354.7	354.7	354.7
09/22/2012 04:00	0	0	470.9	470.9	470.9
09/22/2012 05:00	0	0	628.2	628.2	628.2
09/22/2012 06:00	0	0	409.5	409.5	409.5
09/22/2012 07:00	0	0	556.3	556.3	556.3
09/22/2012 08:00	0	0	786.1	786.1	786.1
09/22/2012 09:00	0	0	456.2	456.2	456.2
09/22/2012 10:00	0	0	597.7	597.7	597.7
09/22/2012 11:00	0	0	601.4	601.4	601.4

	Unit 1 (Part 75 Data)	Unit 1 (Part 60 Data)	Unit 2 (Part 75 Data)	Unit 2 (Part 60 Data)	Units 1&2 Combined
	SO2_LbPerHr	SO2_P60_LbPerHr	SO2_LbPerHr	SO2_P60_LbPerHr	(Part 60 Data)
	1H	1H	1H	1H	
Time	Value	Value	Value	Value	
09/22/2012 12:00	0	0	554.4	554.4	554.4
09/22/2012 13:00	0	0	568.2	568.2	568.2
09/22/2012 14:00	0	0	560.5	560.5	560.5
09/22/2012 15:00	0	0	535.6	535.6	535.6
09/22/2012 16:00	0	0	535.8	535.8	535.8
09/22/2012 17:00	0	0	570.7	570.7	570.7
09/22/2012 18:00	0	0	611.4	611.4	611.4
09/22/2012 19:00	0	0	571.9	571.9	571.9
09/22/2012 20:00	0	0	514.8	514.8	514.8
09/22/2012 21:00	0	0	403.6	403.6	403.6
09/22/2012 22:00	0	0	242	242	242
09/22/2012 23:00	0	0	304.5	304.5	304.5
09/23/2012 00:00	0	0	522.3	522.3	522.3
09/23/2012 01:00	0	0	432.3	432.3	432.3
09/23/2012 02:00	0	0	385.8	385.8	385.8
09/23/2012 03:00	0	0	396	396	396
09/23/2012 04:00	0	0	389	389	389
09/23/2012 05:00	0	0	363.7	363.7	363.7
09/23/2012 06:00	0	0	397.2	397.2	397.2
09/23/2012 07:00	0	0	388.5	388.5	388.5
09/23/2012 08:00	0	0	448	448	448
09/23/2012 09:00	0	0	424.2	424.2	424.2
09/23/2012 10:00	0	0	497.5	497.5	497.5
09/23/2012 11:00	0	0	298.8	298.8	298.8
09/23/2012 12:00	0	0	383.4	383.4	383.4
09/23/2012 13:00	0	0	318.1	318.1	318.1
09/23/2012 14:00	0	0	237.6	237.6	237.6
09/23/2012 15:00	0	0	170.6	170.6	170.6
09/23/2012 16:00	0	0	168.2	168.2	168.2
09/23/2012 17:00	0	0	130.5	130.5	130.5
09/23/2012 18:00	0	0	130.3	130.3	130.3
09/23/2012 19:00	0	0	391.3	391.3	391.3
09/23/2012 20:00	0	0	355.2	355.2	355.2
09/23/2012 21:00	0	0	335.9	335.9	335.9
09/23/2012 22:00	0	0	799.6	799.6	799.6
09/23/2012 23:00	20485.5	0	767.1	767.1	767.1
09/24/2012 00:00	26.8	26.8	614.1	614.1	640.9
09/24/2012 01:00	37.5	37.5	566.7	566.7	604.2
09/24/2012 02:00	38.3	38.3	538.4	538.4	576.7
09/24/2012 03:00	7.1	7.1	511.6	511.6	518.7
09/24/2012 04:00	0	0	463.5	463.5	463.5
09/24/2012 05:00	0	0	472	472	472
09/24/2012 06:00	0	0	468.2	468.2	468.2
09/24/2012 07:00	3.6	3.6	480.6	480.6	484.2
09/24/2012 08:00	15.9	15.9	509	509	524.9
09/24/2012 09:00	29.8	29.8	549.8	549.8	579.6
09/24/2012 10:00	32.7	32.7	522.9	522.9	555.6
09/24/2012 11:00	54.8	54.8	519.3	519.3	574.1
09/24/2012 12:00	49.8	49.8	520.8	520.8	570.6
09/24/2012 13:00	0	0	491.2	491.2	491.2
09/24/2012 14:00	0	0	497	497	497
09/24/2012 15:00	0	0	533.3	533.3	533.3
09/24/2012 16:00	0	0	678.1	678.1	678.1
09/24/2012 17:00	0	0	630.9	630.9	630.9
09/24/2012 18:00	0	0	496.4	496.4	496.4
09/24/2012 19:00	0	0	593.5	593.5	593.5
09/24/2012 20:00	0	0	375.3	375.3	375.3
09/24/2012 21:00	0	0	280.9	280.9	280.9
09/24/2012 22:00	0	0	200.3	200.3	200.3
09/24/2012 23:00	0	0	398.6	398.6	398.6
09/25/2012 00:00	0	0	621.5	621.5	621.5
09/25/2012 01:00	0	0	398.9	398.9	398.9
09/25/2012 02:00	0	0	355.1	355.1	355.1
09/25/2012 03:00	0	0	405.7	405.7	405.7
09/25/2012 04:00	0	0	373.8	373.8	373.8

	Unit 1 (Part 75 Data)	Unit 1 (Part 60 Data)	Unit 2 (Part 75 Data)	Unit 2 (Part 60 Data)	Units 1&2 Combined
	SO2_LbPerHr	SO2_P60_LbPerHr	SO2_LbPerHr	SO2_P60_LbPerHr	(Part 60 Data)
	1H	1H	1H	1H	
Time	Value	Value	Value	Value	
09/25/2012 05:00	0	0	503.8	503.8	503.8
09/25/2012 06:00	0	0	539.8	539.8	539.8
09/25/2012 07:00	0	0	567	567	567
09/25/2012 08:00	0	0	846.3	846.3	846.3
09/25/2012 09:00	0	0	888.4	888.4	888.4
09/25/2012 10:00	0	0	796.4	796.4	796.4
09/25/2012 11:00	0	0	804.8	804.8	804.8
09/25/2012 12:00	0	0	803.6	803.6	803.6
09/25/2012 13:00	0	0	811.5	811.5	811.5
09/25/2012 14:00	0	0	771.4	771.4	771.4
09/25/2012 15:00	0	0	710.4	710.4	710.4
09/25/2012 16:00	0	0	643.6	643.6	643.6
09/25/2012 17:00	0	0	611.9	611.9	611.9
09/25/2012 18:00	0	0	561.1	561.1	561.1
09/25/2012 19:00	0	0	522.8	522.8	522.8
09/25/2012 20:00	0	0	518.2	518.2	518.2
09/25/2012 21:00	0	0	583.2	583.2	583.2
09/25/2012 22:00	0	0	704.9	704.9	704.9
09/25/2012 23:00	0	0	737.9	737.9	737.9
09/26/2012 00:00	0	0	698.5	698.5	698.5
09/26/2012 01:00	0	0	727.5	727.5	727.5
09/26/2012 02:00	0	0	743	743	743
09/26/2012 03:00	0	0	718	718	718
09/26/2012 04:00	0	0	349.6	349.6	349.6
09/26/2012 05:00	0	0	333.3	333.3	333.3
09/26/2012 06:00	0	0	1164.9	1164.9	1164.9
09/26/2012 07:00	0	0	1247.2	1247.2	1247.2
09/26/2012 08:00	0	0	1094.4	1094.4	1094.4
09/26/2012 09:00	0	0	1008	1008	1008
09/26/2012 10:00	0	0	964.9	964.9	964.9
09/26/2012 11:00	0	0	898.2	898.2	898.2
09/26/2012 12:00	0	0	928.9	928.9	928.9
09/26/2012 13:00	0	0	824.5	824.5	824.5
09/26/2012 14:00	0	0	839.2	839.2	839.2
09/26/2012 15:00	0	0	824	824	824
09/26/2012 16:00	0	0	815.6	815.6	815.6
09/26/2012 17:00	0	0	755.9	755.9	755.9
09/26/2012 18:00	0	0	732.5	732.5	732.5
09/26/2012 19:00	0	0	689.7	689.7	689.7
09/26/2012 20:00	0	0	687.1	687.1	687.1
09/26/2012 21:00	0	0	670.1	670.1	670.1
09/26/2012 22:00	0	0	607.1	607.1	607.1
09/26/2012 23:00	0	0	787.6	787.6	787.6
09/27/2012 00:00	0	0	625	625	625
09/27/2012 01:00	0	0	511.4	511.4	511.4
09/27/2012 02:00	0	0	582.2	582.2	582.2
09/27/2012 03:00	0	0	656.9	656.9	656.9
09/27/2012 04:00	0	0	743.9	743.9	743.9
09/27/2012 05:00	0	0	829.2	829.2	829.2
09/27/2012 06:00	0	0	1007.7	1007.7	1007.7
09/27/2012 07:00	0	0	780.4	780.4	780.4
09/27/2012 08:00	0	0	771.5	771.5	771.5
09/27/2012 09:00	0	0	935.5	935.5	935.5
09/27/2012 10:00	0	0	912.3	912.3	912.3
09/27/2012 11:00	0	0	918.5	918.5	918.5
09/27/2012 12:00	0	0	965.5	965.5	965.5
09/27/2012 13:00	0	0	979.6	979.6	979.6
09/27/2012 14:00	0	0	960.4	960.4	960.4
09/27/2012 15:00	0	0	893.7	893.7	893.7
09/27/2012 16:00	0	0	877.8	877.8	877.8
09/27/2012 17:00	0	0	947	947	947
09/27/2012 18:00	0	0	1078.8	1078.8	1078.8
09/27/2012 19:00	0	0	955	955	955
09/27/2012 20:00	0	0	913.5	913.5	913.5
09/27/2012 21:00	0	0	913	913	913

	Unit 1 (Part 75 Data)	Unit 1 (Part 60 Data)	Unit 2 (Part 75 Data)	Unit 2 (Part 60 Data)	Units 1&2 Combined
	SO2_LbPerHr	SO2_P60_LbPerHr	SO2_LbPerHr	SO2_P60_LbPerHr	(Part 60 Data)
	1H	1H	1H	1H	
Time	Value	Value	Value	Value	
09/27/2012 22:00	0	0	841.2	841.2	841.2
09/27/2012 23:00	0	0	675.2	675.2	675.2
09/28/2012 00:00	0	0	951.6	951.6	951.6
09/28/2012 01:00	0	0	639.6	639.6	639.6
09/28/2012 02:00	0	0	374.6	374.6	374.6
09/28/2012 03:00	0	0	498.9	498.9	498.9
09/28/2012 04:00	0	0	682.4	682.4	682.4
09/28/2012 05:00	0	0	972.2	972.2	972.2
09/28/2012 06:00	0	0	1179.8	1179.8	1179.8
09/28/2012 07:00	0	0	996.8	996.8	996.8
09/28/2012 08:00	0	0	951	951	951
09/28/2012 09:00	0	0	907.6	907.6	907.6
09/28/2012 10:00	0	0	932.6	932.6	932.6
09/28/2012 11:00	0	0	965.7	965.7	965.7
09/28/2012 12:00	0	0	1039.1	1039.1	1039.1
09/28/2012 13:00	0	0	974.7	974.7	974.7
09/28/2012 14:00	0	0	929.6	929.6	929.6
09/28/2012 15:00	0	0	884	884	884
09/28/2012 16:00	0	0	966.7	966.7	966.7
09/28/2012 17:00	0	0	1052.9	1052.9	1052.9
09/28/2012 18:00	0	0	1055.3	1055.3	1055.3
09/28/2012 19:00	0	0	961.1	961.1	961.1
09/28/2012 20:00	0	0	1272.5	1272.5	1272.5
09/28/2012 21:00	0	0	1737.3	1737.3	1737.3
09/28/2012 22:00	0	0	1070.6	1070.6	1070.6
09/28/2012 23:00	0	0	867.5	867.5	867.5
09/29/2012 00:00	0	0	1266.5	1266.5	1266.5
09/29/2012 01:00	0	0	1135.7	1135.7	1135.7
09/29/2012 02:00	0	0	903.6	903.6	903.6
09/29/2012 03:00	0	0	793.3	793.3	793.3
09/29/2012 04:00	0	0	844	844	844
09/29/2012 05:00	0	0	895.6	895.6	895.6
09/29/2012 06:00	0	0	885.6	885.6	885.6
09/29/2012 07:00	1.7	1.7	845.3	845.3	847
09/29/2012 08:00	1.7	1.7	932.1	932.1	933.8
09/29/2012 09:00	0	0	960.4	960.4	960.4
09/29/2012 10:00	0	0	958.2	958.2	958.2
09/29/2012 11:00	0	0	851.8	851.8	851.8
09/29/2012 12:00	0	0	860.9	860.9	860.9
09/29/2012 13:00	0	0	895.2	895.2	895.2
09/29/2012 14:00	0	0	987.5	987.5	987.5
09/29/2012 15:00	1.6	1.6	884.3	884.3	885.9
09/29/2012 16:00	4.9	4.9	871.1	871.1	876
09/29/2012 17:00	0	0	821.8	821.8	821.8
09/29/2012 18:00	0	0	700.1	700.1	700.1
09/29/2012 19:00	0	0	644.1	644.1	644.1
09/29/2012 20:00	0	0	830.3	830.3	830.3
09/29/2012 21:00	1.7	1.7	785.4	785.4	787.1
09/29/2012 22:00	5	5	823.1	823.1	828.1
09/29/2012 23:00	5.1	5.1	844.5	844.5	849.6
09/30/2012 00:00	4.2	4.2	869.6	869.6	873.8
09/30/2012 01:00	3.2	3.2	860.3	860.3	863.5
09/30/2012 02:00	0	0	869.3	869.3	869.3
09/30/2012 03:00	0	0	903.6	903.6	903.6
09/30/2012 04:00	0	0	909.7	909.7	909.7
09/30/2012 05:00	0	0	901.7	901.7	901.7
09/30/2012 06:00	0	0	906.8	906.8	906.8
09/30/2012 07:00	0	0	918	918	918
09/30/2012 08:00	0	0	892.1	892.1	892.1
09/30/2012 09:00	0	0	886.4	886.4	886.4
09/30/2012 10:00	0	0	927.8	927.8	927.8
09/30/2012 11:00	0	0	969.2	969.2	969.2
09/30/2012 12:00	0	0	870.9	870.9	870.9
09/30/2012 13:00	0	0	867.4	867.4	867.4
09/30/2012 14:00	0	0	923.7	923.7	923.7

	Unit 1 (Part 75 Data)	Unit 1 (Part 60 Data)	Unit 2 (Part 75 Data)	Unit 2 (Part 60 Data)	Units 1&2 Combined
	SO2_LbPerHr	SO2_P60_LbPerHr	SO2_LbPerHr	SO2_P60_LbPerHr	(Part 60 Data)
	1H	1H	1H	1H	
Time	Value	Value	Value	Value	
09/30/2012 15:00	20014.8	0	965.4	965.4	965.4
09/30/2012 16:00	0	0	997.3	997.3	997.3
09/30/2012 17:00	0	0	940.9	940.9	940.9
09/30/2012 18:00	0	0	939.5	939.5	939.5
09/30/2012 19:00	0	0	896.7	896.7	896.7
09/30/2012 20:00	0	0	922.1	922.1	922.1
09/30/2012 21:00	1.7	1.7	880.3	880.3	882
09/30/2012 22:00	3.4	3.4	1009.6	1009.6	1013
09/30/2012 23:00	6.9	6.9	980.1	980.1	987
10/01/2012 00:00	8.6	8.6	874.3	874.3	882.9
10/01/2012 01:00	14	14	873.8	873.8	887.8
10/01/2012 02:00	27.1	27.1	865	865	892.1
10/01/2012 03:00	33	33	1016.2	1016.2	1049.2
10/01/2012 04:00	46.4	46.4	1051.9	1051.9	1098.3
10/01/2012 05:00	163.3	163.3	953.9	953.9	1117.2
10/01/2012 06:00	395.2	395.2	845.7	845.7	1240.9
10/01/2012 07:00	340.1	340.1	867	867	1207.1
10/01/2012 08:00	448.9	448.9	1007	1007	1455.9
10/01/2012 09:00	495	495	1014.6	1014.6	1509.6
10/01/2012 10:00	619.4	619.4	832.2	832.2	1451.6
10/01/2012 11:00	1161.4	1161.4	630.1	630.1	1791.5
10/01/2012 12:00	1923.2	1923.2	1259.1	1259.1	3182.3
10/01/2012 13:00	1495.3	1495.3	920.2	920.2	2415.5
10/01/2012 14:00	1332.6	1332.6	885.9	885.9	2218.5
10/01/2012 15:00	1837.3	1837.3	876.4	876.4	2713.7
10/01/2012 16:00	531.8	531.8	804.4	804.4	1336.2
10/01/2012 17:00	441.4	441.4	897.6	897.6	1339
10/01/2012 18:00	519.8	519.8	478.5	478.5	998.3
10/01/2012 19:00	527.7	527.7	82.5	82.5	610.2
10/01/2012 20:00	374.4	374.4	29.2	29.2	403.6
10/01/2012 21:00	335.3	335.3	10	10	345.3
10/01/2012 22:00	287.4	287.4	24	24	311.4
10/01/2012 23:00	263.9	263.9	16.6	16.6	280.5
10/02/2012 00:00	229.5	229.5	55.8	55.8	285.3
10/02/2012 01:00	253.8	253.8	74.7	74.7	328.5
10/02/2012 02:00	289.7	289.7	0	0	289.7
10/02/2012 03:00	266.7	266.7	0	0	266.7
10/02/2012 04:00	229.5	229.5	0	0	229.5
10/02/2012 05:00	109.5	109.5	0	0	109.5
10/02/2012 06:00	102.8	102.8	0	0	102.8
10/02/2012 07:00	105.1	105.1	0	0	105.1
10/02/2012 08:00	127.7	127.7	0	0	127.7
10/02/2012 09:00	144.9	144.9	0	0	144.9
10/02/2012 10:00	135.9	135.9	0	0	135.9
10/02/2012 11:00	56	56	0	0	56
10/02/2012 12:00	12.7	12.7	0	0	12.7
10/02/2012 13:00	23.9	23.9	0	0	23.9
10/02/2012 14:00	166.4	166.4	0	0	166.4
10/02/2012 15:00	173.7	173.7	0	0	173.7
10/02/2012 16:00	240.7	240.7	0	0	240.7
10/02/2012 17:00	271.5	271.5	0	0	271.5
10/02/2012 18:00	232.4	232.4	0	0	232.4
10/02/2012 19:00	377.2	377.2	0	0	377.2
10/02/2012 20:00	293.2	293.2	0	0	293.2
10/02/2012 21:00	345.7	345.7	0	0	345.7
10/02/2012 22:00	418.8	418.8	0	0	418.8
10/02/2012 23:00	327	327	0	0	327
10/03/2012 00:00	236.3	236.3	0	0	236.3
10/03/2012 01:00	390	390	0	0	390
10/03/2012 02:00	310.4	310.4	0	0	310.4
10/03/2012 03:00	298.7	298.7	0	0	298.7
10/03/2012 04:00	368.9	368.9	0	0	368.9
10/03/2012 05:00	410	410	0	0	410
10/03/2012 06:00	358.8	358.8	0	0	358.8
10/03/2012 07:00	432.7	432.7	0	0	432.7

	Unit 1 (Part 75 Data)	Unit 1 (Part 60 Data)	Unit 2 (Part 75 Data)	Unit 2 (Part 60 Data)	Units 1&2 Combined
	SO2_LbPerHr	SO2_P60_LbPerHr	SO2_LbPerHr	SO2_P60_LbPerHr	(Part 60 Data)
	1H	1H	1H	1H	
Time	Value	Value	Value	Value	
10/03/2012 08:00	471	471	0	0	471
10/03/2012 09:00	406.3	406.3	0	0	406.3
10/03/2012 10:00	447.6	447.6	0	0	447.6
10/03/2012 11:00	537	537	0	0	537
10/03/2012 12:00	498.2	498.2	0	0	498.2
10/03/2012 13:00	401.6	401.6	0	0	401.6
10/03/2012 14:00	512.8	512.8	0	0	512.8
10/03/2012 15:00	390.4	390.4	0	0	390.4
10/03/2012 16:00	418.5	418.5	0	0	418.5
10/03/2012 17:00	445.3	445.3	0	0	445.3
10/03/2012 18:00	356.4	356.4	0	0	356.4
10/03/2012 19:00	505	505	0	0	505
10/03/2012 20:00	405.7	405.7	0	0	405.7
10/03/2012 21:00	404.6	404.6	0	0	404.6
10/03/2012 22:00	322.6	322.6	0	0	322.6
10/03/2012 23:00	361	361	0	0	361
10/04/2012 00:00	389.8	389.8	0	0	389.8
10/04/2012 01:00	352.5	352.5	0	0	352.5
10/04/2012 02:00	335.8	335.8	0	0	335.8
10/04/2012 03:00	276.2	276.2	0	0	276.2
10/04/2012 04:00	428.1	428.1	0	0	428.1
10/04/2012 05:00	438.4	438.4	0	0	438.4
10/04/2012 06:00	485.9	485.9	0	0	485.9
10/04/2012 07:00	454.6	454.6	0	0	454.6
10/04/2012 08:00	380.7	380.7	0	0	380.7
10/04/2012 09:00	131.8	131.8	0	0	131.8
10/04/2012 10:00	226.3	226.3	0	0	226.3
10/04/2012 11:00	357.3	357.3	0	0	357.3
10/04/2012 12:00	453.2	453.2	0	0	453.2
10/04/2012 13:00	471.9	471.9	0	0	471.9
10/04/2012 14:00	492.8	492.8	0	0	492.8
10/04/2012 15:00	381.6	381.6	0	0	381.6
10/04/2012 16:00	516.4	516.4	0	0	516.4
10/04/2012 17:00	456	456	0	0	456
10/04/2012 18:00	411.6	411.6	0	0	411.6
10/04/2012 19:00	498.6	498.6	0	0	498.6
10/04/2012 20:00	523	523	0	0	523
10/04/2012 21:00	463.4	463.4	0	0	463.4
10/04/2012 22:00	318.2	318.2	0	0	318.2
10/04/2012 23:00	315.7	315.7	0	0	315.7
10/05/2012 00:00	418	418	0	0	418
10/05/2012 01:00	403.8	403.8	0	0	403.8
10/05/2012 02:00	321.3	321.3	0	0	321.3
10/05/2012 03:00	371.4	371.4	0	0	371.4
10/05/2012 04:00	433.8	433.8	0	0	433.8
10/05/2012 05:00	524.5	524.5	0	0	524.5
10/05/2012 06:00	543.8	543.8	0	0	543.8
10/05/2012 07:00	519.3	519.3	0	0	519.3
10/05/2012 08:00	478.8	478.8	0	0	478.8
10/05/2012 09:00	501	501	0	0	501
10/05/2012 10:00	579.7	579.7	0	0	579.7
10/05/2012 11:00	512.2	512.2	0	0	512.2
10/05/2012 12:00	492.4	492.4	0	0	492.4
10/05/2012 13:00	569.9	569.9	0	0	569.9
10/05/2012 14:00	549.5	549.5	0	0	549.5
10/05/2012 15:00	542.7	542.7	0	0	542.7
10/05/2012 16:00	552.6	552.6	0	0	552.6
10/05/2012 17:00	468.8	468.8	0	0	468.8
10/05/2012 18:00	364.5	364.5	0	0	364.5
10/05/2012 19:00	268.6	268.6	0	0	268.6
10/05/2012 20:00	225.8	225.8	0	0	225.8
10/05/2012 21:00	316.9	316.9	0	0	316.9
10/05/2012 22:00	172.3	172.3	0	0	172.3
10/05/2012 23:00	90.1	90.1	0	0	90.1
10/06/2012 00:00	53.7	53.7	0	0	53.7

	Unit 1 (Part 75 Data)	Unit 1 (Part 60 Data)	Unit 2 (Part 75 Data)	Unit 2 (Part 60 Data)	Units 1&2 Combined
	SO2_LbPerHr	SO2_P60_LbPerHr	SO2_LbPerHr	SO2_P60_LbPerHr	(Part 60 Data)
	1H	1H	1H	1H	
Time	Value	Value	Value	Value	
10/06/2012 01:00	6.6	6.6	0	0	6.6
10/06/2012 02:00	0	0	0	0	0
10/06/2012 03:00	0	0	0	0	0
10/06/2012 04:00	0	0	0	0	0
10/06/2012 05:00	0	0	0	0	0
10/06/2012 06:00	0	0	0	0	0
10/06/2012 07:00	0	0	0	0	0
10/06/2012 08:00	0	0	0	0	0
10/06/2012 09:00	0	0	0	0	0
10/06/2012 10:00	0	0	0	0	0
10/06/2012 11:00	0	0	0	0	0
10/06/2012 12:00	0	0	0	0	0
10/06/2012 13:00	0	0	0	0	0
10/06/2012 14:00	0	0	0	0	0
10/06/2012 15:00	0	0	0	0	0
10/06/2012 16:00	0	0	0	0	0
10/06/2012 17:00	0	0	0	0	0
10/06/2012 18:00	1.8	1.8	0	0	1.8
10/06/2012 19:00	56.4	56.4	0	0	56.4
10/06/2012 20:00	29.1	29.1	0	0	29.1
10/06/2012 21:00	0	0	0	0	0
10/06/2012 22:00	0	0	0	0	0
10/06/2012 23:00	0	0	0	0	0
10/07/2012 00:00	0	0	0	0	0
10/07/2012 01:00	0	0	0	0	0
10/07/2012 02:00	0	0	0	0	0
10/07/2012 03:00	0	0	0	0	0
10/07/2012 04:00	0	0	0	0	0
10/07/2012 05:00	0	0	0	0	0
10/07/2012 06:00	0	0	0	0	0
10/07/2012 07:00	0	0	0	0	0
10/07/2012 08:00	0	0	0	0	0
10/07/2012 09:00	0	0	0	0	0
10/07/2012 10:00	0	0	0	0	0
10/07/2012 11:00	0	0	0	0	0
10/07/2012 12:00	0	0	0	0	0
10/07/2012 13:00	0	0	0	0	0
10/07/2012 14:00	0	0	0	0	0
10/07/2012 15:00	0	0	4.2	4.2	4.2
10/07/2012 16:00	0	0	0.8	0.8	0.8
10/07/2012 17:00	0	0	9.4	9.4	9.4
10/07/2012 18:00	0	0	0.9	0.9	0.9
10/07/2012 19:00	0	0	0.9	0.9	0.9
10/07/2012 20:00	0	0	0	0	0
10/07/2012 21:00	0	0	0	0	0
10/07/2012 22:00	0	0	0.9	0.9	0.9
10/07/2012 23:00	0	0	3.5	3.5	3.5
10/08/2012 00:00	0	0	12.4	12.4	12.4
10/08/2012 01:00	0	0	14.2	14.2	14.2
10/08/2012 02:00	0	0	14.4	14.4	14.4
10/08/2012 03:00	0	0	29.4	29.4	29.4
10/08/2012 04:00	0	0	17.5	17.5	17.5
10/08/2012 05:00	0	0	24.8	24.8	24.8
10/08/2012 06:00	0	0	41.8	41.8	41.8
10/08/2012 07:00	0	0	29.7	29.7	29.7
10/08/2012 08:00	0	0	53	53	53
10/08/2012 09:00	0	0	138.9	138.9	138.9
10/08/2012 10:00	0	0	125.8	125.8	125.8
10/08/2012 11:00	0	0	53.3	53.3	53.3
10/08/2012 12:00	0	0	42.1	42.1	42.1
10/08/2012 13:00	0	0	36.5	36.5	36.5
10/08/2012 14:00	0	0	32.8	32.8	32.8
10/08/2012 15:00	0	0	32.8	32.8	32.8
10/08/2012 16:00	1.8	1.8	33.6	33.6	35.4
10/08/2012 17:00	1.8	1.8	52.9	52.9	54.7

	Unit 1 (Part 75 Data)	Unit 1 (Part 60 Data)	Unit 2 (Part 75 Data)	Unit 2 (Part 60 Data)	Units 1&2 Combined
	SO2_LbPerHr	SO2_P60_LbPerHr	SO2_LbPerHr	SO2_P60_LbPerHr	(Part 60 Data)
	1H	1H	1H	1H	
Time	Value	Value	Value	Value	
10/08/2012 18:00	0	0	71.8	71.8	71.8
10/08/2012 19:00	0	0	60.9	60.9	60.9
10/08/2012 20:00	0	0	51	51	51
10/08/2012 21:00	0	0	52.4	52.4	52.4
10/08/2012 22:00	0	0	25.6	25.6	25.6
10/08/2012 23:00	0	0	19	19	19
10/09/2012 00:00	0	0	3.1	3.1	3.1
10/09/2012 01:00	0	0	3.1	3.1	3.1
10/09/2012 02:00	0	0	10.9	10.9	10.9
10/09/2012 03:00	0	0	32	32	32
10/09/2012 04:00	0	0	11.4	11.4	11.4
10/09/2012 05:00	0	0	19.2	19.2	19.2
10/09/2012 06:00	0	0	43.8	43.8	43.8
10/09/2012 07:00	0	0	39.5	39.5	39.5
10/09/2012 08:00	0	0	39.8	39.8	39.8
10/09/2012 09:00	0	0	68.7	68.7	68.7
10/09/2012 10:00	0	0	74.2	74.2	74.2
10/09/2012 11:00	0	0	60	60	60
10/09/2012 12:00	0	0	50.6	50.6	50.6
10/09/2012 13:00	0	0	63.9	63.9	63.9
10/09/2012 14:00	0	0	29.1	29.1	29.1
10/09/2012 15:00	0	0	23.5	23.5	23.5
10/09/2012 16:00	0	0	17.7	17.7	17.7
10/09/2012 17:00	10.9	10.9	19.4	19.4	30.3
10/09/2012 18:00	98.5	98.5	50.1	50.1	148.6
10/09/2012 19:00	281.5	281.5	94.7	94.7	376.2
10/09/2012 20:00	317.3	317.3	127.1	127.1	444.4
10/09/2012 21:00	531.6	531.6	244.3	244.3	775.9
10/09/2012 22:00	319	319	458.5	458.5	777.5
10/09/2012 23:00	365.9	365.9	420.9	420.9	786.8
10/10/2012 00:00	321.8	321.8	434.3	434.3	756.1
10/10/2012 01:00	315.9	315.9	469.9	469.9	785.8
10/10/2012 02:00	292.3	292.3	368.2	368.2	660.5
10/10/2012 03:00	365	365	285.1	285.1	650.1
10/10/2012 04:00	473.6	473.6	401	401	874.6
10/10/2012 05:00	522.7	522.7	472.5	472.5	995.2
10/10/2012 06:00	517.8	517.8	713.3	713.3	1231.1
10/10/2012 07:00	577.6	577.6	848.6	848.6	1426.2
10/10/2012 08:00	467.3	467.3	658.1	658.1	1125.4
10/10/2012 09:00	357.3	357.3	596	596	953.3
10/10/2012 10:00	333.3	333.3	618.4	618.4	951.7
10/10/2012 11:00	441.8	441.8	651.2	651.2	1093
10/10/2012 12:00	536.2	536.2	654.1	654.1	1190.3
10/10/2012 13:00	642.2	642.2	646.5	646.5	1288.7
10/10/2012 14:00	658.3	658.3	673.3	673.3	1331.6
10/10/2012 15:00	642.7	642.7	683.8	683.8	1326.5
10/10/2012 16:00	668.4	668.4	634.6	634.6	1303
10/10/2012 17:00	824.1	824.1	695.3	695.3	1519.4
10/10/2012 18:00	756	756	741.9	741.9	1497.9
10/10/2012 19:00	1006	1006	683.7	683.7	1689.7
10/10/2012 20:00	1405.5	1405.5	661.5	661.5	2067
10/10/2012 21:00	609.3	609.3	646.5	646.5	1255.8
10/10/2012 22:00	363.8	363.8	464.9	464.9	828.7
10/10/2012 23:00	348	348	375.1	375.1	723.1
10/11/2012 00:00	461.3	461.3	906.5	906.5	1367.8
10/11/2012 01:00	473.8	473.8	1094.5	1094.5	1568.3
10/11/2012 02:00	441.4	441.4	767.6	767.6	1209
10/11/2012 03:00	438.4	438.4	538.9	538.9	977.3
10/11/2012 04:00	469.4	469.4	522.3	522.3	991.7
10/11/2012 05:00	542.5	542.5	983.9	983.9	1526.4
10/11/2012 06:00	530.9	530.9	855.7	855.7	1386.6
10/11/2012 07:00	432.7	432.7	678.3	678.3	1111
10/11/2012 08:00	350	350	562	562	912
10/11/2012 09:00	483.2	483.2	517.9	517.9	1001.1
10/11/2012 10:00	525	525	533.7	533.7	1058.7

	Unit 1 (Part 75 Data)	Unit 1 (Part 60 Data)	Unit 2 (Part 75 Data)	Unit 2 (Part 60 Data)	Units 1&2 Combined
	SO2_LbPerHr	SO2_P60_LbPerHr	SO2_LbPerHr	SO2_P60_LbPerHr	(Part 60 Data)
	1H	1H	1H	1H	
Time	Value	Value	Value	Value	
10/11/2012 11:00	435.6	435.6	641.3	641.3	1076.9
10/11/2012 12:00	509.2	509.2	614.5	614.5	1123.7
10/11/2012 13:00	558.4	558.4	451.7	451.7	1010.1
10/11/2012 14:00	381.9	381.9	322.3	322.3	704.2
10/11/2012 15:00	456.8	456.8	532.1	532.1	988.9
10/11/2012 16:00	644.5	644.5	697.1	697.1	1341.6
10/11/2012 17:00	598.7	598.7	682.8	682.8	1281.5
10/11/2012 18:00	526.7	526.7	632.8	632.8	1159.5
10/11/2012 19:00	522.2	522.2	646.5	646.5	1168.7
10/11/2012 20:00	465.3	465.3	517.2	517.2	982.5
10/11/2012 21:00	486.7	486.7	359.1	359.1	845.8
10/11/2012 22:00	489.3	489.3	466.4	466.4	955.7
10/11/2012 23:00	406.6	406.6	495.5	495.5	902.1
10/12/2012 00:00	441.9	441.9	454.1	454.1	896
10/12/2012 01:00	548.6	548.6	447.9	447.9	996.5
10/12/2012 02:00	354.3	354.3	438.8	438.8	793.1
10/12/2012 03:00	329.7	329.7	440.1	440.1	769.8
10/12/2012 04:00	717.7	717.7	615.1	615.1	1332.8
10/12/2012 05:00	1642.8	1642.8	570.7	570.7	2213.5
10/12/2012 06:00	1393.8	1393.8	638.6	638.6	2032.4
10/12/2012 07:00	1343.5	1343.5	709.9	709.9	2053.4
10/12/2012 08:00	1231.4	1231.4	720.3	720.3	1951.7
10/12/2012 09:00	1096.3	1096.3	759.4	759.4	1855.7
10/12/2012 10:00	854.7	854.7	746	746	1600.7
10/12/2012 11:00	976	976	699.6	699.6	1675.6
10/12/2012 12:00	1115	1115	614.2	614.2	1729.2
10/12/2012 13:00	1172.6	1172.6	613.6	613.6	1786.2
10/12/2012 14:00	984.8	984.8	762.5	762.5	1747.3
10/12/2012 15:00	928.6	928.6	861	861	1789.6
10/12/2012 16:00	610.4	610.4	708.6	708.6	1319
10/12/2012 17:00	500.8	500.8	539.6	539.6	1040.4
10/12/2012 18:00	561.3	561.3	429.1	429.1	990.4
10/12/2012 19:00	839.2	839.2	528	528	1367.2
10/12/2012 20:00	776.7	776.7	666.5	666.5	1443.2
10/12/2012 21:00	650.9	650.9	566.2	566.2	1217.1
10/12/2012 22:00	705.7	705.7	628.3	628.3	1334
10/12/2012 23:00	676.2	676.2	500.3	500.3	1176.5
10/13/2012 00:00	697.8	697.8	273.6	273.6	971.4
10/13/2012 01:00	538.1	538.1	218.1	218.1	756.2
10/13/2012 02:00	446.5	446.5	189.5	189.5	636
10/13/2012 03:00	537	537	0	0	537
10/13/2012 04:00	664.4	664.4	0	0	664.4
10/13/2012 05:00	713.8	713.8	0	0	713.8
10/13/2012 06:00	693.9	693.9	0	0	693.9
10/13/2012 07:00	759.1	759.1	0	0	759.1
10/13/2012 08:00	1041	1041	0	0	1041
10/13/2012 09:00	1102	1102	0	0	1102
10/13/2012 10:00	731.7	731.7	0	0	731.7
10/13/2012 11:00	450.2	450.2	0	0	450.2
10/13/2012 12:00	404.1	404.1	0	0	404.1
10/13/2012 13:00	764.4	764.4	0	0	764.4
10/13/2012 14:00	597	597	0	0	597
10/13/2012 15:00	541.2	541.2	0	0	541.2
10/13/2012 16:00	761.7	761.7	0	0	761.7
10/13/2012 17:00	1091.4	1091.4	0	0	1091.4
10/13/2012 18:00	1080.7	1080.7	0	0	1080.7
10/13/2012 19:00	537.6	537.6	0	0	537.6
10/13/2012 20:00	399.6	399.6	0	0	399.6
10/13/2012 21:00	450.4	450.4	0	0	450.4
10/13/2012 22:00	524.1	524.1	0	0	524.1
10/13/2012 23:00	331.8	331.8	0	0	331.8
10/14/2012 00:00	462.6	462.6	0	0	462.6
10/14/2012 01:00	326.6	326.6	0	0	326.6
10/14/2012 02:00	306	306	0	0	306
10/14/2012 03:00	399.7	399.7	0	0	399.7

	Unit 1 (Part 75 Data)	Unit 1 (Part 60 Data)	Unit 2 (Part 75 Data)	Unit 2 (Part 60 Data)	Units 1&2 Combined
	SO2_LbPerHr	SO2_P60_LbPerHr	SO2_LbPerHr	SO2_P60_LbPerHr	(Part 60 Data)
	1H	1H	1H	1H	
Time	Value	Value	Value	Value	
10/14/2012 04:00	399.7	399.7	0	0	399.7
10/14/2012 05:00	423.1	423.1	0	0	423.1
10/14/2012 06:00	581	581	0	0	581
10/14/2012 07:00	369.2	369.2	0	0	369.2
10/14/2012 08:00	634.1	634.1	0	0	634.1
10/14/2012 09:00	850.7	850.7	0	0	850.7
10/14/2012 10:00	796.8	796.8	0	0	796.8
10/14/2012 11:00	693.6	693.6	0	0	693.6
10/14/2012 12:00	575.9	575.9	0	0	575.9
10/14/2012 13:00	478.9	478.9	0	0	478.9
10/14/2012 14:00	368.7	368.7	0	0	368.7
10/14/2012 15:00	476.9	476.9	0	0	476.9
10/14/2012 16:00	593.6	593.6	0	0	593.6
10/14/2012 17:00	634.8	634.8	0	0	634.8
10/14/2012 18:00	738.5	738.5	0	0	738.5
10/14/2012 19:00	514.9	514.9	0	0	514.9
10/14/2012 20:00	454.1	454.1	0	0	454.1
10/14/2012 21:00	357.6	357.6	0	0	357.6
10/14/2012 22:00	360.4	360.4	0	0	360.4
10/14/2012 23:00	410.6	410.6	0	0	410.6
10/15/2012 00:00	365.2	365.2	0	0	365.2
10/15/2012 01:00	331.1	331.1	0	0	331.1
10/15/2012 02:00	319.7	319.7	0	0	319.7
10/15/2012 03:00	323	323	0	0	323
10/15/2012 04:00	426.5	426.5	0	0	426.5
10/15/2012 05:00	605	605	0	0	605
10/15/2012 06:00	476.1	476.1	0	0	476.1
10/15/2012 07:00	497.3	497.3	0	0	497.3
10/15/2012 08:00	626.2	626.2	0	0	626.2
10/15/2012 09:00	557.6	557.6	0	0	557.6
10/15/2012 10:00	473.9	473.9	0	0	473.9
10/15/2012 11:00	446.3	446.3	0	0	446.3
10/15/2012 12:00	378	378	0	0	378
10/15/2012 13:00	565.4	565.4	0	0	565.4
10/15/2012 14:00	448.5	448.5	0	0	448.5
10/15/2012 15:00	576.8	576.8	0	0	576.8
10/15/2012 16:00	447.7	447.7	0	0	447.7
10/15/2012 17:00	439.9	439.9	0	0	439.9
10/15/2012 18:00	526.9	526.9	0	0	526.9
10/15/2012 19:00	495.6	495.6	0	0	495.6
10/15/2012 20:00	506.3	506.3	0	0	506.3
10/15/2012 21:00	476.3	476.3	0	0	476.3
10/15/2012 22:00	432.5	432.5	0	0	432.5
10/15/2012 23:00	542.6	542.6	0	0	542.6
10/16/2012 00:00	560.8	560.8	0	0	560.8
10/16/2012 01:00	465.9	465.9	0	0	465.9
10/16/2012 02:00	511.4	511.4	0	0	511.4
10/16/2012 03:00	571.6	571.6	0	0	571.6
10/16/2012 04:00	576.1	576.1	0	0	576.1
10/16/2012 05:00	614.6	614.6	0	0	614.6
10/16/2012 06:00	654.9	654.9	0	0	654.9
10/16/2012 07:00	493.3	493.3	9.7	9.7	503
10/16/2012 08:00	625.1	625.1	15.4	15.4	640.5
10/16/2012 09:00	577.5	577.5	22.8	22.8	600.3
10/16/2012 10:00	588.4	588.4	28.3	28.3	616.7
10/16/2012 11:00	621.6	621.6	22.7	22.7	644.3
10/16/2012 12:00	606.3	606.3	25.1	25.1	631.4
10/16/2012 13:00	551.6	551.6	24.3	24.3	575.9
10/16/2012 14:00	597.2	597.2	27.5	27.5	624.7
10/16/2012 15:00	572.2	572.2	67	67	639.2
10/16/2012 16:00	575.2	575.2	100.8	100.8	676
10/16/2012 17:00	641.6	641.6	110.3	110.3	751.9
10/16/2012 18:00	654.6	654.6	233.1	233.1	887.7
10/16/2012 19:00	1238.6	1238.6	218	218	1456.6
10/16/2012 20:00	1105.3	1105.3	440.1	440.1	1545.4

	Unit 1 (Part 75 Data)	Unit 1 (Part 60 Data)	Unit 2 (Part 75 Data)	Unit 2 (Part 60 Data)	Units 1&2 Combined
	SO2_LbPerHr	SO2_P60_LbPerHr	SO2_LbPerHr	SO2_P60_LbPerHr	(Part 60 Data)
	1H	1H	1H	1H	
Time	Value	Value	Value	Value	
10/16/2012 21:00	779.4	779.4	339.1	339.1	1118.5
10/16/2012 22:00	618.1	618.1	300.3	300.3	918.4
10/16/2012 23:00	454.4	454.4	337.4	337.4	791.8
10/17/2012 00:00	404.4	404.4	266.9	266.9	671.3
10/17/2012 01:00	710.1	710.1	359.6	359.6	1069.7
10/17/2012 02:00	804.8	804.8	393.8	393.8	1198.6
10/17/2012 03:00	845.8	845.8	445.3	445.3	1291.1
10/17/2012 04:00	996.4	996.4	533.9	533.9	1530.3
10/17/2012 05:00	1159.6	1159.6	811.1	811.1	1970.7
10/17/2012 06:00	904.4	904.4	823.5	823.5	1727.9
10/17/2012 07:00	655	655	691.1	691.1	1346.1
10/17/2012 08:00	674.8	674.8	654.6	654.6	1329.4
10/17/2012 09:00	780.3	780.3	800.2	800.2	1580.5
10/17/2012 10:00	610.5	610.5	768	768	1378.5
10/17/2012 11:00	652.3	652.3	741.2	741.2	1393.5
10/17/2012 12:00	691	691	730.4	730.4	1421.4
10/17/2012 13:00	1342.5	1342.5	720	720	2062.5
10/17/2012 14:00	616	616	660.2	660.2	1276.2
10/17/2012 15:00	592.7	592.7	746	746	1338.7
10/17/2012 16:00	576.1	576.1	777.5	777.5	1353.6
10/17/2012 17:00	550.1	550.1	715.9	715.9	1266
10/17/2012 18:00	632.8	632.8	800.4	800.4	1433.2
10/17/2012 19:00	600.7	600.7	759.7	759.7	1360.4
10/17/2012 20:00	536.1	536.1	690.1	690.1	1226.2
10/17/2012 21:00	399.7	399.7	446.7	446.7	846.4
10/17/2012 22:00	342.5	342.5	512.9	512.9	855.4
10/17/2012 23:00	347.5	347.5	591	591	938.5
10/18/2012 00:00	340	340	496.3	496.3	836.3
10/18/2012 01:00	321.4	321.4	527	527	848.4
10/18/2012 02:00	329.4	329.4	531.6	531.6	861
10/18/2012 03:00	354.3	354.3	645.2	645.2	999.5
10/18/2012 04:00	534.7	534.7	692.8	692.8	1227.5
10/18/2012 05:00	864.7	864.7	709.8	709.8	1574.5
10/18/2012 06:00	490.8	490.8	966.4	966.4	1457.2
10/18/2012 07:00	534.1	534.1	740.8	740.8	1274.9
10/18/2012 08:00	356.8	356.8	608.2	608.2	965
10/18/2012 09:00	492.4	492.4	637.3	637.3	1129.7
10/18/2012 10:00	794.5	794.5	845	845	1639.5
10/18/2012 11:00	841.1	841.1	790	790	1631.1
10/18/2012 12:00	754.6	754.6	835.1	835.1	1589.7
10/18/2012 13:00	486.7	486.7	687.3	687.3	1174
10/18/2012 14:00	436.5	436.5	459.5	459.5	896
10/18/2012 15:00	500.8	500.8	494.6	494.6	995.4
10/18/2012 16:00	397.2	397.2	588.9	588.9	986.1
10/18/2012 17:00	405.7	405.7	636.3	636.3	1042
10/18/2012 18:00	544.8	544.8	577.3	577.3	1122.1
10/18/2012 19:00	366.9	366.9	369.2	369.2	736.1
10/18/2012 20:00	378.8	378.8	387.5	387.5	766.3
10/18/2012 21:00	445	445	622.1	622.1	1067.1
10/18/2012 22:00	468.7	468.7	489.4	489.4	958.1
10/18/2012 23:00	391.6	391.6	525.5	525.5	917.1
10/19/2012 00:00	453.8	453.8	526.9	526.9	980.7
10/19/2012 01:00	424.9	424.9	464.2	464.2	889.1
10/19/2012 02:00	478.5	478.5	496.5	496.5	975
10/19/2012 03:00	448.9	448.9	557.1	557.1	1006
10/19/2012 04:00	478.1	478.1	560.9	560.9	1039
10/19/2012 05:00	574.4	574.4	593.4	593.4	1167.8
10/19/2012 06:00	653.8	653.8	579.1	579.1	1232.9
10/19/2012 07:00	538	538	570.4	570.4	1108.4
10/19/2012 08:00	641.7	641.7	638.7	638.7	1280.4
10/19/2012 09:00	630	630	642.5	642.5	1272.5
10/19/2012 10:00	629.1	629.1	616.5	616.5	1245.6
10/19/2012 11:00	607.3	607.3	569.8	569.8	1177.1
10/19/2012 12:00	580.1	580.1	582.9	582.9	1163
10/19/2012 13:00	485.6	485.6	574.1	574.1	1059.7

	Unit 1 (Part 75 Data)	Unit 1 (Part 60 Data)	Unit 2 (Part 75 Data)	Unit 2 (Part 60 Data)	Units 1&2 Combined
	SO2_LbPerHr	SO2_P60_LbPerHr	SO2_LbPerHr	SO2_P60_LbPerHr	(Part 60 Data)
	1H	1H	1H	1H	
Time	Value	Value	Value	Value	
10/19/2012 14:00	433.5	433.5	523	523	956.5
10/19/2012 15:00	539.4	539.4	727.6	727.6	1267
10/19/2012 16:00	542.3	542.3	740.2	740.2	1282.5
10/19/2012 17:00	548.4	548.4	553	553	1101.4
10/19/2012 18:00	559.1	559.1	516.6	516.6	1075.7
10/19/2012 19:00	572.4	572.4	553.3	553.3	1125.7
10/19/2012 20:00	550.2	550.2	640.6	640.6	1190.8
10/19/2012 21:00	412.5	412.5	517.6	517.6	930.1
10/19/2012 22:00	546.9	546.9	522.8	522.8	1069.7
10/19/2012 23:00	493.3	493.3	481.9	481.9	975.2
10/20/2012 00:00	412.1	412.1	570.1	570.1	982.2
10/20/2012 01:00	504.7	504.7	624.2	624.2	1128.9
10/20/2012 02:00	437.5	437.5	486.3	486.3	923.8
10/20/2012 03:00	392.6	392.6	489.2	489.2	881.8
10/20/2012 04:00	485.6	485.6	530	530	1015.6
10/20/2012 05:00	517.9	517.9	512.8	512.8	1030.7
10/20/2012 06:00	425.4	425.4	487.7	487.7	913.1
10/20/2012 07:00	481.2	481.2	619.6	619.6	1100.8
10/20/2012 08:00	526.8	526.8	604.5	604.5	1131.3
10/20/2012 09:00	457.1	457.1	603.9	603.9	1061
10/20/2012 10:00	477.5	477.5	435.2	435.2	912.7
10/20/2012 11:00	516.2	516.2	541.3	541.3	1057.5
10/20/2012 12:00	457	457	607.5	607.5	1064.5
10/20/2012 13:00	465.1	465.1	523.2	523.2	988.3
10/20/2012 14:00	452.4	452.4	562.7	562.7	1015.1
10/20/2012 15:00	511.9	511.9	598.7	598.7	1110.6
10/20/2012 16:00	479.6	479.6	477.8	477.8	957.4
10/20/2012 17:00	454.9	454.9	596.3	596.3	1051.2
10/20/2012 18:00	544.1	544.1	723.2	723.2	1267.3
10/20/2012 19:00	470.6	470.6	541.5	541.5	1012.1
10/20/2012 20:00	492.4	492.4	503.5	503.5	995.9
10/20/2012 21:00	413.9	413.9	501.5	501.5	915.4
10/20/2012 22:00	407.4	407.4	386.8	386.8	794.2
10/20/2012 23:00	312.1	312.1	335.3	335.3	647.4
10/21/2012 00:00	354.7	354.7	522.9	522.9	877.6
10/21/2012 01:00	374.8	374.8	460.1	460.1	834.9
10/21/2012 02:00	342.4	342.4	357	357	699.4
10/21/2012 03:00	285.7	285.7	416.6	416.6	702.3
10/21/2012 04:00	370.3	370.3	422.8	422.8	793.1
10/21/2012 05:00	326.2	326.2	415.4	415.4	741.6
10/21/2012 06:00	356.5	356.5	445.1	445.1	801.6
10/21/2012 07:00	370.5	370.5	477.2	477.2	847.7
10/21/2012 08:00	454	454	559.6	559.6	1013.6
10/21/2012 09:00	384.7	384.7	435.2	435.2	819.9
10/21/2012 10:00	423.5	423.5	484.2	484.2	907.7
10/21/2012 11:00	374.7	374.7	482.4	482.4	857.1
10/21/2012 12:00	386.8	386.8	463.7	463.7	850.5
10/21/2012 13:00	341.4	341.4	372	372	713.4
10/21/2012 14:00	371.6	371.6	412.4	412.4	784
10/21/2012 15:00	405.3	405.3	472	472	877.3
10/21/2012 16:00	416.6	416.6	434.3	434.3	850.9
10/21/2012 17:00	512.1	512.1	570.3	570.3	1082.4
10/21/2012 18:00	604.5	604.5	829.1	829.1	1433.6
10/21/2012 19:00	385.5	385.5	690.2	690.2	1075.7
10/21/2012 20:00	454.3	454.3	439.3	439.3	893.6
10/21/2012 21:00	414.5	414.5	247.7	247.7	662.2
10/21/2012 22:00	349.3	349.3	275.2	275.2	624.5
10/21/2012 23:00	371.8	371.8	326	326	697.8
10/22/2012 00:00	308	308	219.7	219.7	527.7
10/22/2012 01:00	356.7	356.7	197.3	197.3	554
10/22/2012 02:00	341.3	341.3	214.3	214.3	555.6
10/22/2012 03:00	358.4	358.4	246	246	604.4
10/22/2012 04:00	490.5	490.5	356	356	846.5
10/22/2012 05:00	494.6	494.6	496.3	496.3	990.9
10/22/2012 06:00	531.8	531.8	723.2	723.2	1255

	Unit 1 (Part 75 Data)	Unit 1 (Part 60 Data)	Unit 2 (Part 75 Data)	Unit 2 (Part 60 Data)	Units 1&2 Combined
	SO2_LbPerHr	SO2_P60_LbPerHr	SO2_LbPerHr	SO2_P60_LbPerHr	(Part 60 Data)
	1H	1H	1H	1H	
Time	Value	Value	Value	Value	
10/22/2012 07:00	827.4	827.4	384	384	1211.4
10/22/2012 08:00	637.2	637.2	142.1	142.1	779.3
10/22/2012 09:00	563.4	563.4	75.2	75.2	638.6
10/22/2012 10:00	637.3	637.3	0	0	637.3
10/22/2012 11:00	678.8	678.8	0	0	678.8
10/22/2012 12:00	697.2	697.2	0	0	697.2
10/22/2012 13:00	715.3	715.3	0	0	715.3
10/22/2012 14:00	731.5	731.5	0	0	731.5
10/22/2012 15:00	630	630	0	0	630
10/22/2012 16:00	635.9	635.9	0	0	635.9
10/22/2012 17:00	602.7	602.7	0	0	602.7
10/22/2012 18:00	734.6	734.6	0	0	734.6
10/22/2012 19:00	791	791	0	0	791
10/22/2012 20:00	531.4	531.4	0	0	531.4
10/22/2012 21:00	398.2	398.2	0	0	398.2
10/22/2012 22:00	329.8	329.8	0	0	329.8
10/22/2012 23:00	395.2	395.2	0	0	395.2
10/23/2012 00:00	301.4	301.4	0	0	301.4
10/23/2012 01:00	367.8	367.8	0	0	367.8
10/23/2012 02:00	338.1	338.1	0	0	338.1
10/23/2012 03:00	351.6	351.6	0	0	351.6
10/23/2012 04:00	531.7	531.7	0	0	531.7
10/23/2012 05:00	558.5	558.5	0	0	558.5
10/23/2012 06:00	811.7	811.7	0	0	811.7
10/23/2012 07:00	691.5	691.5	0	0	691.5
10/23/2012 08:00	462.9	462.9	0	0	462.9
10/23/2012 09:00	555.2	555.2	0	0	555.2
10/23/2012 10:00	767.7	767.7	0	0	767.7
10/23/2012 11:00	821.1	821.1	0	0	821.1
10/23/2012 12:00	764	764	0	0	764
10/23/2012 13:00	810.7	810.7	0	0	810.7
10/23/2012 14:00	721.6	721.6	0	0	721.6
10/23/2012 15:00	720.7	720.7	10.2	10.2	730.9
10/23/2012 16:00	662.8	662.8	14	14	676.8
10/23/2012 17:00	763.1	763.1	25.7	25.7	788.8
10/23/2012 18:00	917.1	917.1	22.9	22.9	940
10/23/2012 19:00	753.6	753.6	26.7	26.7	780.3
10/23/2012 20:00	671.6	671.6	73.8	73.8	745.4
10/23/2012 21:00	685	685	128.1	128.1	813.1
10/23/2012 22:00	750	750	172.8	172.8	922.8
10/23/2012 23:00	819	819	860	860	1679
10/24/2012 00:00	664	664	305.2	305.2	969.2
10/24/2012 01:00	434.1	434.1	489.3	489.3	923.4
10/24/2012 02:00	341	341	302.9	302.9	643.9
10/24/2012 03:00	468.7	468.7	311.3	311.3	780
10/24/2012 04:00	648.1	648.1	468.9	468.9	1117
10/24/2012 05:00	523.1	523.1	621.1	621.1	1144.2
10/24/2012 06:00	722.6	722.6	853.4	853.4	1576
10/24/2012 07:00	1057.9	1057.9	806.8	806.8	1864.7
10/24/2012 08:00	800.5	800.5	671.5	671.5	1472
10/24/2012 09:00	880.7	880.7	810.8	810.8	1691.5
10/24/2012 10:00	842.4	842.4	832.4	832.4	1674.8
10/24/2012 11:00	810.9	810.9	799.5	799.5	1610.4
10/24/2012 12:00	782.6	782.6	764.3	764.3	1546.9
10/24/2012 13:00	777.8	777.8	691.9	691.9	1469.7
10/24/2012 14:00	770	770	623.3	623.3	1393.3
10/24/2012 15:00	706.6	706.6	635.5	635.5	1342.1
10/24/2012 16:00	848.1	848.1	686.2	686.2	1534.3
10/24/2012 17:00	857.3	857.3	671.1	671.1	1528.4
10/24/2012 18:00	792.5	792.5	656.7	656.7	1449.2
10/24/2012 19:00	746.1	746.1	626.7	626.7	1372.8
10/24/2012 20:00	700.4	700.4	521.3	521.3	1221.7
10/24/2012 21:00	616.7	616.7	396.4	396.4	1013.1
10/24/2012 22:00	623.5	623.5	344.9	344.9	968.4
10/24/2012 23:00	478.2	478.2	286.7	286.7	764.9

	Unit 1 (Part 75 Data)	Unit 1 (Part 60 Data)	Unit 2 (Part 75 Data)	Unit 2 (Part 60 Data)	Units 1&2 Combined
	SO2_LbPerHr	SO2_P60_LbPerHr	SO2_LbPerHr	SO2_P60_LbPerHr	(Part 60 Data)
	1H	1H	1H	1H	
Time	Value	Value	Value	Value	
10/25/2012 00:00	569.3	569.3	446.9	446.9	1016.2
10/25/2012 01:00	632.1	632.1	740.9	740.9	1373
10/25/2012 02:00	400.5	400.5	347	347	747.5
10/25/2012 03:00	687.4	687.4	564.5	564.5	1251.9
10/25/2012 04:00	787.7	787.7	646.5	646.5	1434.2
10/25/2012 05:00	754	754	591.4	591.4	1345.4
10/25/2012 06:00	675.8	675.8	577.6	577.6	1253.4
10/25/2012 07:00	675.9	675.9	553.8	553.8	1229.7
10/25/2012 08:00	707.7	707.7	559.2	559.2	1266.9
10/25/2012 09:00	747.8	747.8	553.8	553.8	1301.6
10/25/2012 10:00	843.1	843.1	577.4	577.4	1420.5
10/25/2012 11:00	905.5	905.5	668.6	668.6	1574.1
10/25/2012 12:00	822.9	822.9	643.3	643.3	1466.2
10/25/2012 13:00	783.8	783.8	628.8	628.8	1412.6
10/25/2012 14:00	763.7	763.7	614.6	614.6	1378.3
10/25/2012 15:00	773.2	773.2	623.4	623.4	1396.6
10/25/2012 16:00	813.6	813.6	638.5	638.5	1452.1
10/25/2012 17:00	832.6	832.6	649.7	649.7	1482.3
10/25/2012 18:00	828.6	828.6	707.2	707.2	1535.8
10/25/2012 19:00	798.7	798.7	579.4	579.4	1378.1
10/25/2012 20:00	723	723	527.4	527.4	1250.4
10/25/2012 21:00	488.4	488.4	436	436	924.4
10/25/2012 22:00	385.4	385.4	351.6	351.6	737
10/25/2012 23:00	467.7	467.7	407.4	407.4	875.1
10/26/2012 00:00	634.3	634.3	536.5	536.5	1170.8
10/26/2012 01:00	617.9	617.9	535.3	535.3	1153.2
10/26/2012 02:00	656	656	376.7	376.7	1032.7
10/26/2012 03:00	658.7	658.7	559.8	559.8	1218.5
10/26/2012 04:00	707.8	707.8	594.5	594.5	1302.3
10/26/2012 05:00	663.8	663.8	661.9	661.9	1325.7
10/26/2012 06:00	892.8	892.8	794	794	1686.8
10/26/2012 07:00	716.9	716.9	756.8	756.8	1473.7
10/26/2012 08:00	693.9	693.9	720.2	720.2	1414.1
10/26/2012 09:00	1216.6	1216.6	779.7	779.7	1996.3
10/26/2012 10:00	1317.4	1317.4	710.4	710.4	2027.8
10/26/2012 11:00	1082.2	1082.2	714.1	714.1	1796.3
10/26/2012 12:00	955.7	955.7	712.4	712.4	1668.1
10/26/2012 13:00	1095.5	1095.5	844	844	1939.5
10/26/2012 14:00	1392.8	1392.8	1166.7	1166.7	2559.5
10/26/2012 15:00	1355.2	1355.2	973.1	973.1	2328.3
10/26/2012 16:00	1411.7	1411.7	918.1	918.1	2329.8
10/26/2012 17:00	1444.2	1444.2	926.6	926.6	2370.8
10/26/2012 18:00	1494.1	1494.1	1227.9	1227.9	2722
10/26/2012 19:00	1093.6	1093.6	913	913	2006.6
10/26/2012 20:00	944.8	944.8	930.4	930.4	1875.2
10/26/2012 21:00	890.9	890.9	672.6	672.6	1563.5
10/26/2012 22:00	1012.3	1012.3	456.9	456.9	1469.2
10/26/2012 23:00	791.4	791.4	435	435	1226.4
10/27/2012 00:00	906.3	906.3	963.1	963.1	1869.4
10/27/2012 01:00	794.7	794.7	689	689	1483.7
10/27/2012 02:00	897	897	511.4	511.4	1408.4
10/27/2012 03:00	804.9	804.9	562.8	562.8	1367.7
10/27/2012 04:00	818.8	818.8	544.3	544.3	1363.1
10/27/2012 05:00	831.4	831.4	542.9	542.9	1374.3
10/27/2012 06:00	944.8	944.8	713.9	713.9	1658.7
10/27/2012 07:00	952.1	952.1	842.6	842.6	1794.7
10/27/2012 08:00	998.8	998.8	915.4	915.4	1914.2
10/27/2012 09:00	979.9	979.9	804.7	804.7	1784.6
10/27/2012 10:00	998.7	998.7	701.1	701.1	1699.8
10/27/2012 11:00	917.6	917.6	563.9	563.9	1481.5
10/27/2012 12:00	1020.3	1020.3	751.9	751.9	1772.2
10/27/2012 13:00	922.5	922.5	726.2	726.2	1648.7
10/27/2012 14:00	986	986	714.5	714.5	1700.5
10/27/2012 15:00	998.6	998.6	619.8	619.8	1618.4
10/27/2012 16:00	994.1	994.1	668.4	668.4	1662.5

	Unit 1 (Part 75 Data)	Unit 1 (Part 60 Data)	Unit 2 (Part 75 Data)	Unit 2 (Part 60 Data)	Units 1&2 Combined
	SO2_LbPerHr	SO2_P60_LbPerHr	SO2_LbPerHr	SO2_P60_LbPerHr	(Part 60 Data)
	1H	1H	1H	1H	
Time	Value	Value	Value	Value	
10/27/2012 17:00	1117.6	1117.6	804.1	804.1	1921.7
10/27/2012 18:00	1248.8	1248.8	967	967	2215.8
10/27/2012 19:00	1411.1	1411.1	864.3	864.3	2275.4
10/27/2012 20:00	1213.3	1213.3	738.7	738.7	1952
10/27/2012 21:00	831.4	831.4	474.3	474.3	1305.7
10/27/2012 22:00	749.3	749.3	368.1	368.1	1117.4
10/27/2012 23:00	711.1	711.1	416	416	1127.1
10/28/2012 00:00	608.6	608.6	537.2	537.2	1145.8
10/28/2012 01:00	620.5	620.5	514.4	514.4	1134.9
10/28/2012 02:00	642	642	453.6	453.6	1095.6
10/28/2012 03:00	633.1	633.1	556.1	556.1	1189.2
10/28/2012 04:00	713.6	713.6	526.6	526.6	1240.2
10/28/2012 05:00	693.4	693.4	629.5	629.5	1322.9
10/28/2012 06:00	681.1	681.1	533.9	533.9	1215
10/28/2012 07:00	847.2	847.2	746.6	746.6	1593.8
10/28/2012 08:00	850	850	744	744	1594
10/28/2012 09:00	1419.5	1419.5	918.2	918.2	2337.7
10/28/2012 10:00	2335.7	2335.7	855.2	855.2	3190.9
10/28/2012 11:00	1867.3	1867.3	733.5	733.5	2600.8
10/28/2012 12:00	1839.9	1839.9	1197.8	1197.8	3037.7
10/28/2012 13:00	1018.3	1018.3	926.5	926.5	1944.8
10/28/2012 14:00	1054.7	1054.7	693.9	693.9	1748.6
10/28/2012 15:00	1069.9	1069.9	624.7	624.7	1694.6
10/28/2012 16:00	1117.2	1117.2	747.1	747.1	1864.3
10/28/2012 17:00	1166.3	1166.3	897.7	897.7	2064
10/28/2012 18:00	1133.1	1133.1	826.6	826.6	1959.7
10/28/2012 19:00	1160.2	1160.2	780.7	780.7	1940.9
10/28/2012 20:00	1149.1	1149.1	772.5	772.5	1921.6
10/28/2012 21:00	1132.2	1132.2	750.8	750.8	1883
10/28/2012 22:00	1013.9	1013.9	823	823	1836.9
10/28/2012 23:00	983	983	460.2	460.2	1443.2
10/29/2012 00:00	1038.2	1038.2	650.5	650.5	1688.7
10/29/2012 01:00	917.1	917.1	765.1	765.1	1682.2
10/29/2012 02:00	953.6	953.6	659.3	659.3	1612.9
10/29/2012 03:00	901.9	901.9	652.6	652.6	1554.5
10/29/2012 04:00	939.8	939.8	734	734	1673.8
10/29/2012 05:00	1027.4	1027.4	851.9	851.9	1879.3
10/29/2012 06:00	1066.3	1066.3	963.6	963.6	2029.9
10/29/2012 07:00	1200.6	1200.6	867	867	2067.6
10/29/2012 08:00	1114.3	1114.3	814.6	814.6	1928.9
10/29/2012 09:00	1101.2	1101.2	811.7	811.7	1912.9
10/29/2012 10:00	1193.4	1193.4	800.1	800.1	1993.5
10/29/2012 11:00	1148.6	1148.6	810.3	810.3	1958.9
10/29/2012 12:00	1149.6	1149.6	843.5	843.5	1993.1
10/29/2012 13:00	984.6	984.6	843.1	843.1	1827.7
10/29/2012 14:00	1063.2	1063.2	749.8	749.8	1813
10/29/2012 15:00	1170.1	1170.1	898.4	898.4	2068.5
10/29/2012 16:00	1005.2	1005.2	898.6	898.6	1903.8
10/29/2012 17:00	1052.4	1052.4	874.5	874.5	1926.9
10/29/2012 18:00	1046.1	1046.1	819.9	819.9	1866
10/29/2012 19:00	1015.8	1015.8	762.1	762.1	1777.9
10/29/2012 20:00	896.6	896.6	609	609	1505.6
10/29/2012 21:00	863	863	561.8	561.8	1424.8
10/29/2012 22:00	875	875	715.8	715.8	1590.8
10/29/2012 23:00	805	805	717.9	717.9	1522.9
10/30/2012 00:00	889.2	889.2	715.5	715.5	1604.7
10/30/2012 01:00	883.5	883.5	694.2	694.2	1577.7
10/30/2012 02:00	797.9	797.9	597.2	597.2	1395.1
10/30/2012 03:00	989.9	989.9	829	829	1818.9
10/30/2012 04:00	882.5	882.5	702.9	702.9	1585.4
10/30/2012 05:00	1092.9	1092.9	991.4	991.4	2084.3
10/30/2012 06:00	938.8	938.8	912.3	912.3	1851.1
10/30/2012 07:00	382.9	382.9	470.8	470.8	853.7
10/30/2012 08:00	273.7	273.7	540.7	540.7	814.4
10/30/2012 09:00	750.5	750.5	879.7	879.7	1630.2

	Unit 1 (Part 75 Data)	Unit 1 (Part 60 Data)	Unit 2 (Part 75 Data)	Unit 2 (Part 60 Data)	Units 1&2 Combined
	SO2_LbPerHr	SO2_P60_LbPerHr	SO2_LbPerHr	SO2_P60_LbPerHr	(Part 60 Data)
	1H	1H	1H	1H	
Time	Value	Value	Value	Value	
10/30/2012 10:00	784.3	784.3	1127.5	1127.5	1911.8
10/30/2012 11:00	762.5	762.5	1027.1	1027.1	1789.6
10/30/2012 12:00	664.3	664.3	805.7	805.7	1470
10/30/2012 13:00	1284.1	1284.1	786.8	786.8	2070.9
10/30/2012 14:00	895.3	895.3	881.4	881.4	1776.7
10/30/2012 15:00	807.2	807.2	902.8	902.8	1710
10/30/2012 16:00	966.7	966.7	888.3	888.3	1855
10/30/2012 17:00	1050.4	1050.4	861.6	861.6	1912
10/30/2012 18:00	940.4	940.4	845.3	845.3	1785.7
10/30/2012 19:00	955	955	762.6	762.6	1717.6
10/30/2012 20:00	997.5	997.5	557.8	557.8	1555.3
10/30/2012 21:00	915.7	915.7	1142.1	1142.1	2057.8
10/30/2012 22:00	932.2	932.2	770	770	1702.2
10/30/2012 23:00	971.7	971.7	819.2	819.2	1790.9
10/31/2012 00:00	881.5	881.5	880.4	880.4	1761.9
10/31/2012 01:00	862.2	862.2	566.2	566.2	1428.4
10/31/2012 02:00	921.5	921.5	693.5	693.5	1615
10/31/2012 03:00	855.7	855.7	921.4	921.4	1777.1
10/31/2012 04:00	972.8	972.8	858.4	858.4	1831.2
10/31/2012 05:00	960.3	960.3	865.8	865.8	1826.1
10/31/2012 06:00	1248.8	1248.8	855.6	855.6	2104.4
10/31/2012 07:00	1090.7	1090.7	778.3	778.3	1869
10/31/2012 08:00	1086.7	1086.7	750.6	750.6	1837.3
10/31/2012 09:00	886.2	886.2	924.4	924.4	1810.6
10/31/2012 10:00	1340.9	1340.9	1543.4	1543.4	2884.3
10/31/2012 11:00	957.3	957.3	5060.5	5060.5	6017.8
10/31/2012 12:00	1041.1	1041.1	4872.5	4872.5	5913.6
10/31/2012 13:00	1299.8	1299.8	4726.2	4726.2	6026
10/31/2012 14:00	1082.8	1082.8	4696.5	4696.5	5779.3
10/31/2012 15:00	1037.6	1037.6	4600.8	4600.8	5638.4
10/31/2012 16:00	746.8	746.8	4287.1	4287.1	5033.9
10/31/2012 17:00	990.2	990.2	3815.2	3815.2	4805.4
10/31/2012 18:00	1041.1	1041.1	722.9	722.9	1764
10/31/2012 19:00	1045.5	1045.5	208.3	208.3	1253.8
10/31/2012 20:00	1088	1088	232.3	232.3	1320.3
10/31/2012 21:00	898.5	898.5	252.5	252.5	1151
10/31/2012 22:00	1029.8	1029.8	270.3	270.3	1300.1
10/31/2012 23:00	1022.6	1022.6	226.9	226.9	1249.5
11/01/2012 00:00	892.9	892.9	173.6	173.6	1066.5
11/01/2012 01:00	937.4	937.4	137.4	137.4	1074.8
11/01/2012 02:00	791.6	791.6	110.4	110.4	902
11/01/2012 03:00	826.8	826.8	150	150	976.8
11/01/2012 04:00	819.8	819.8	153.2	153.2	973
11/01/2012 05:00	907	907	216.7	216.7	1123.7
11/01/2012 06:00	1074.5	1074.5	297.1	297.1	1371.6
11/01/2012 07:00	1115.4	1115.4	355.2	355.2	1470.6
11/01/2012 08:00	1070.4	1070.4	738.9	738.9	1809.3
11/01/2012 09:00	1102.1	1102.1	756.7	756.7	1858.8
11/01/2012 10:00	910.7	910.7	875.4	875.4	1786.1
11/01/2012 11:00	1281.4	1281.4	960.8	960.8	2242.2
11/01/2012 12:00	842	842	907.7	907.7	1749.7
11/01/2012 13:00	949.7	949.7	710.6	710.6	1660.3
11/01/2012 14:00	1013.8	1013.8	652.8	652.8	1666.6
11/01/2012 15:00	966	966	842.9	842.9	1808.9
11/01/2012 16:00	925.6	925.6	864.4	864.4	1790
11/01/2012 17:00	1013.3	1013.3	909.3	909.3	1922.6
11/01/2012 18:00	1084.2	1084.2	881.5	881.5	1965.7
11/01/2012 19:00	1067.5	1067.5	861.1	861.1	1928.6
11/01/2012 20:00	827.6	827.6	665.7	665.7	1493.3
11/01/2012 21:00	978.6	978.6	432.7	432.7	1411.3
11/01/2012 22:00	844.2	844.2	286.7	286.7	1130.9
11/01/2012 23:00	916.9	916.9	405.7	405.7	1322.6
11/02/2012 00:00	876	876	407.7	407.7	1283.7
11/02/2012 01:00	783.3	783.3	342.5	342.5	1125.8
11/02/2012 02:00	940.1	940.1	369.7	369.7	1309.8

	Unit 1 (Part 75 Data)	Unit 1 (Part 60 Data)	Unit 2 (Part 75 Data)	Unit 2 (Part 60 Data)	Units 1&2 Combined
	SO2_LbPerHr	SO2_P60_LbPerHr	SO2_LbPerHr	SO2_P60_LbPerHr	(Part 60 Data)
	1H	1H	1H	1H	
Time	Value	Value	Value	Value	
11/02/2012 03:00	789.5	789.5	2231.7	2231.7	3021.2
11/02/2012 04:00	596.9	596.9	2809.7	2809.7	3406.6
11/02/2012 05:00	267.7	267.7	2817.2	2817.2	3084.9
11/02/2012 06:00	687	687	2827.7	2827.7	3514.7
11/02/2012 07:00	675.1	675.1	2859.8	2859.8	3534.9
11/02/2012 08:00	856	856	1325.1	1325.1	2181.1
11/02/2012 09:00	725.2	725.2	441.9	441.9	1167.1
11/02/2012 10:00	663	663	906.2	906.2	1569.2
11/02/2012 11:00	730	730	834.2	834.2	1564.2
11/02/2012 12:00	479	479	720.4	720.4	1199.4
11/02/2012 13:00	615.3	615.3	750.5	750.5	1365.8
11/02/2012 14:00	544.5	544.5	730.1	730.1	1274.6
11/02/2012 15:00	567.1	567.1	842.4	842.4	1409.5
11/02/2012 16:00	482.2	482.2	794.8	794.8	1277
11/02/2012 17:00	681.3	681.3	923.2	923.2	1604.5
11/02/2012 18:00	462	462	836.6	836.6	1298.6
11/02/2012 19:00	599.3	599.3	708.9	708.9	1308.2
11/02/2012 20:00	1155.3	1155.3	643.4	643.4	1798.7
11/02/2012 21:00	818.3	818.3	725.7	725.7	1544
11/02/2012 22:00	769.2	769.2	851.1	851.1	1620.3
11/02/2012 23:00	743.6	743.6	719.7	719.7	1463.3
11/03/2012 00:00	876.6	876.6	724.4	724.4	1601
11/03/2012 01:00	885.4	885.4	610.4	610.4	1495.8
11/03/2012 02:00	823.2	823.2	828.9	828.9	1652.1
11/03/2012 03:00	865.3	865.3	769.6	769.6	1634.9
11/03/2012 04:00	1327.8	1327.8	772.6	772.6	2100.4
11/03/2012 05:00	1322	1322	733.1	733.1	2055.1
11/03/2012 06:00	1249.1	1249.1	897.7	897.7	2146.8
11/03/2012 07:00	1203.1	1203.1	915.1	915.1	2118.2
11/03/2012 08:00	1077.2	1077.2	859.3	859.3	1936.5
11/03/2012 09:00	954.3	954.3	818.8	818.8	1773.1
11/03/2012 10:00	928.3	928.3	751	751	1679.3
11/03/2012 11:00	817.7	817.7	651.8	651.8	1469.5
11/03/2012 12:00	947.3	947.3	801.2	801.2	1748.5
11/03/2012 13:00	1098.4	1098.4	897.2	897.2	1995.6
11/03/2012 14:00	963	963	693.4	693.4	1656.4
11/03/2012 15:00	973.5	973.5	793.9	793.9	1767.4
11/03/2012 16:00	1103.4	1103.4	885.2	885.2	1988.6
11/03/2012 17:00	1281.7	1281.7	937.4	937.4	2219.1
11/03/2012 18:00	1213	1213	824.2	824.2	2037.2
11/03/2012 19:00	1061.4	1061.4	761.7	761.7	1823.1
11/03/2012 20:00	860.5	860.5	703.6	703.6	1564.1
11/03/2012 21:00	745.3	745.3	761.5	761.5	1506.8
11/03/2012 22:00	829.5	829.5	614.9	614.9	1444.4
11/03/2012 23:00	839.9	839.9	674	674	1513.9
11/04/2012 00:00	909.7	909.7	833.2	833.2	1742.9
11/04/2012 01:00	838.2	838.2	580.4	580.4	1418.6
11/04/2012 02:00	739.6	739.6	703.1	703.1	1442.7
11/04/2012 03:00	701.5	701.5	703.1	703.1	1404.6
11/04/2012 04:00	758	758	698.7	698.7	1456.7
11/04/2012 05:00	777.6	777.6	719.5	719.5	1497.1
11/04/2012 06:00	719	719	569.4	569.4	1288.4
11/04/2012 07:00	789.8	789.8	804.8	804.8	1594.6
11/04/2012 08:00	808.9	808.9	984.8	984.8	1793.7
11/04/2012 09:00	726	726	813.1	813.1	1539.1
11/04/2012 10:00	419.6	419.6	707.5	707.5	1127.1
11/04/2012 11:00	336.9	336.9	601	601	937.9
11/04/2012 12:00	355	355	701.7	701.7	1056.7
11/04/2012 13:00	501.4	501.4	705.1	705.1	1206.5
11/04/2012 14:00	577.5	577.5	771.4	771.4	1348.9
11/04/2012 15:00	465.1	465.1	734.5	734.5	1199.6
11/04/2012 16:00	550.3	550.3	1032.4	1032.4	1582.7
11/04/2012 17:00	769.1	769.1	951.8	951.8	1720.9
11/04/2012 18:00	498	498	773	773	1271
11/04/2012 19:00	464.3	464.3	722	722	1186.3

	Unit 1 (Part 75 Data)	Unit 1 (Part 60 Data)	Unit 2 (Part 75 Data)	Unit 2 (Part 60 Data)	Units 1&2 Combined
	SO2_LbPerHr	SO2_P60_LbPerHr	SO2_LbPerHr	SO2_P60_LbPerHr	(Part 60 Data)
	1H	1H	1H	1H	
Time	Value	Value	Value	Value	
11/04/2012 20:00	385.1	385.1	803.7	803.7	1188.8
11/04/2012 21:00	512.5	512.5	660.5	660.5	1173
11/04/2012 22:00	216.7	216.7	509.1	509.1	725.8
11/04/2012 23:00	26.8	26.8	836.2	836.2	863
11/05/2012 00:00	56.2	56.2	794.3	794.3	850.5
11/05/2012 01:00	586.5	0	505.6	505.6	505.6
11/05/2012 02:00	560.9	0	605.3	605.3	605.3
11/05/2012 03:00	573.7	0	864.4	864.4	864.4
11/05/2012 04:00	627.6	0	748.3	748.3	748.3
11/05/2012 05:00	622.3	0	778.2	778.2	778.2
11/05/2012 06:00	751.6	0	934.2	934.2	934.2
11/05/2012 07:00	738.4	0	844.4	844.4	844.4
11/05/2012 08:00	889.7	889.7	748.4	748.4	1638.1
11/05/2012 09:00	834.1	0	788.8	788.8	788.8
11/05/2012 10:00	781.6	0	848.3	848.3	848.3
11/05/2012 11:00	796.6	0	928.8	928.8	928.8
11/05/2012 12:00	699.1	0	874.2	874.2	874.2
11/05/2012 13:00	680.4	0	804.6	804.6	804.6
11/05/2012 14:00	731	0	732.8	732.8	732.8
11/05/2012 15:00	620.4	0	1137.5	1137.5	1137.5
11/05/2012 16:00	661.6	0	1105.5	1105.5	1105.5
11/05/2012 17:00	817.2	0	528.1	528.1	528.1
11/05/2012 18:00	756.6	756.6	668.1	668.1	1424.7
11/05/2012 19:00	635.4	635.4	821.8	821.8	1457.2
11/05/2012 20:00	693.6	693.6	968.7	968.7	1662.3
11/05/2012 21:00	723.6	723.6	934.9	934.9	1658.5
11/05/2012 22:00	705.5	705.5	695.8	695.8	1401.3
11/05/2012 23:00	784	784	654.9	654.9	1438.9
11/06/2012 00:00	741	741	885.2	885.2	1626.2
11/06/2012 01:00	982.7	0	891.6	891.6	891.6
11/06/2012 02:00	927.9	0	903.4	903.4	903.4
11/06/2012 03:00	791.8	0	839.6	839.6	839.6
11/06/2012 04:00	960.2	0	863.4	863.4	863.4
11/06/2012 05:00	1008.8	0	936.6	936.6	936.6
11/06/2012 06:00	941.4	0	936.8	936.8	936.8
11/06/2012 07:00	847.9	0	839.7	839.7	839.7
11/06/2012 08:00	797.3	0	856	856	856
11/06/2012 09:00	804.8	0	962.5	962.5	962.5
11/06/2012 10:00	868.4	0	1016.8	1016.8	1016.8
11/06/2012 11:00	750.5	0	806.7	806.7	806.7
11/06/2012 12:00	795.5	0	842.4	842.4	842.4
11/06/2012 13:00	948.9	0	953.8	953.8	953.8
11/06/2012 14:00	924.1	924.1	910.9	910.9	1835
11/06/2012 15:00	996	996	1110.8	1110.8	2106.8
11/06/2012 16:00	567.3	567.3	882	882	1449.3
11/06/2012 17:00	793.1	0	783.5	783.5	783.5
11/06/2012 18:00	997	0	1093.2	1093.2	1093.2
11/06/2012 19:00	1054	0	963	963	963
11/06/2012 20:00	897.1	0	990.3	990.3	990.3
11/06/2012 21:00	972.5	0	1512.6	1512.6	1512.6
11/06/2012 22:00	886.9	0	1106.4	1106.4	1106.4
11/06/2012 23:00	770.7	0	799.6	799.6	799.6
11/07/2012 00:00	737.2	0	733.1	733.1	733.1
11/07/2012 01:00	817.2	0	628.7	628.7	628.7
11/07/2012 02:00	841.8	0	844.2	844.2	844.2
11/07/2012 03:00	468.8	0	791.4	791.4	791.4
11/07/2012 04:00	627.3	0	913.7	913.7	913.7
11/07/2012 05:00	703.7	0	917.9	917.9	917.9
11/07/2012 06:00	646	0	970.6	970.6	970.6
11/07/2012 07:00	891	0	973.6	973.6	973.6
11/07/2012 08:00	848.2	0	907.5	907.5	907.5
11/07/2012 09:00	803.3	0	920	920	920
11/07/2012 10:00	772.7	0	943.8	943.8	943.8
11/07/2012 11:00	734	0	956.6	956.6	956.6
11/07/2012 12:00	721.8	0	995.7	995.7	995.7

	Unit 1 (Part 75 Data)	Unit 1 (Part 60 Data)	Unit 2 (Part 75 Data)	Unit 2 (Part 60 Data)	Units 1&2 Combined
	SO2_LbPerHr	SO2_P60_LbPerHr	SO2_LbPerHr	SO2_P60_LbPerHr	(Part 60 Data)
	1H	1H	1H	1H	
Time	Value	Value	Value	Value	
11/07/2012 13:00	833.9	0	1019.5	1019.5	1019.5
11/07/2012 14:00	984.8	0	1019	1019	1019
11/07/2012 15:00	1115.3	0	1005.2	1005.2	1005.2
11/07/2012 16:00	1243.7	0	918.5	918.5	918.5
11/07/2012 17:00	1215.2	0	772.9	772.9	772.9
11/07/2012 18:00	1087.5	0	523.7	523.7	523.7
11/07/2012 19:00	568.8	0	517.4	517.4	517.4
11/07/2012 20:00	177.4	0	360.7	360.7	360.7
11/07/2012 21:00	83.6	0	262.4	262.4	262.4
11/07/2012 22:00	101.9	0	225.9	225.9	225.9
11/07/2012 23:00	212	0	93.5	93.5	93.5
11/08/2012 00:00	210.4	0	112.8	112.8	112.8
11/08/2012 01:00	307.5	0	201.7	201.7	201.7
11/08/2012 02:00	618.3	0	402.4	402.4	402.4
11/08/2012 03:00	828.4	0	440.2	440.2	440.2
11/08/2012 04:00	947.5	0	570.4	570.4	570.4
11/08/2012 05:00	1343.6	0	714.9	714.9	714.9
11/08/2012 06:00	1867.6	0	795.7	795.7	795.7
11/08/2012 07:00	2200.1	0	807.4	807.4	807.4
11/08/2012 08:00	1549.5	0	866.9	866.9	866.9
11/08/2012 09:00	1396.6	0	971.4	971.4	971.4
11/08/2012 10:00	1371.6	1371.6	834.1	834.1	2205.7
11/08/2012 11:00	908.5	908.5	702.1	702.1	1610.6
11/08/2012 12:00	243.5	243.5	539.8	539.8	783.3
11/08/2012 13:00	98.7	98.7	932.5	932.5	1031.2
11/08/2012 14:00	217.7	217.7	591	591	808.7
11/08/2012 15:00	219.3	219.3	467.3	467.3	686.6
11/08/2012 16:00	410.2	410.2	471.9	471.9	882.1
11/08/2012 17:00	270.4	270.4	520.2	520.2	790.6
11/08/2012 18:00	1066.7	1066.7	634.3	634.3	1701
11/08/2012 19:00	1161.1	1161.1	689.8	689.8	1850.9
11/08/2012 20:00	1247.4	1247.4	726.1	726.1	1973.5
11/08/2012 21:00	1540.1	1540.1	772.8	772.8	2312.9
11/08/2012 22:00	875.6	875.6	684.5	684.5	1560.1
11/08/2012 23:00	196.1	196.1	737.8	737.8	933.9
11/09/2012 00:00	277.9	277.9	826	826	1103.9
11/09/2012 01:00	1249.1	0	826.2	826.2	826.2
11/09/2012 02:00	1174.6	0	709.5	709.5	709.5
11/09/2012 03:00	1224.9	0	677.2	677.2	677.2
11/09/2012 04:00	1490.4	0	893.6	893.6	893.6
11/09/2012 05:00	1443.5	0	1094.2	1094.2	1094.2
11/09/2012 06:00	1514.9	0	1186.7	1186.7	1186.7
11/09/2012 07:00	1445.6	0	1136.7	1136.7	1136.7
11/09/2012 08:00	1455.8	0	952.4	952.4	952.4
11/09/2012 09:00	1211.1	0	757.7	757.7	757.7
11/09/2012 10:00	1274.3	0	960.6	960.6	960.6
11/09/2012 11:00	798.6	0	649.6	649.6	649.6
11/09/2012 12:00	938.2	0	953.3	953.3	953.3
11/09/2012 13:00	977.9	0	834.9	834.9	834.9
11/09/2012 14:00	954.4	0	845.5	845.5	845.5
11/09/2012 15:00	839.6	0	856.8	856.8	856.8
11/09/2012 16:00	804.2	0	855.1	855.1	855.1
11/09/2012 17:00	1178.5	0	1230.8	1230.8	1230.8
11/09/2012 18:00	1303.7	0	1051.4	1051.4	1051.4
11/09/2012 19:00	1059.2	0	804.3	804.3	804.3
11/09/2012 20:00	978.7	0	746.6	746.6	746.6
11/09/2012 21:00	1007.1	0	718.7	718.7	718.7
11/09/2012 22:00	1055.5	0	1040.9	1040.9	1040.9
11/09/2012 23:00	904.7	0	932.6	932.6	932.6
11/10/2012 00:00	928.9	0	815.5	815.5	815.5
11/10/2012 01:00	908.4	0	772.3	772.3	772.3
11/10/2012 02:00	794.9	794.9	845.4	845.4	1640.3
11/10/2012 03:00	825.1	825.1	852.1	852.1	1677.2
11/10/2012 04:00	813.6	813.6	855.1	855.1	1668.7
11/10/2012 05:00	1044.4	1044.4	932.2	932.2	1976.6

	Unit 1 (Part 75 Data)	Unit 1 (Part 60 Data)	Unit 2 (Part 75 Data)	Unit 2 (Part 60 Data)	Units 1&2 Combined
	SO2_LbPerHr	SO2_P60_LbPerHr	SO2_LbPerHr	SO2_P60_LbPerHr	(Part 60 Data)
	1H	1H	1H	1H	
Time	Value	Value	Value	Value	
11/10/2012 06:00	681	681	623.6	623.6	1304.6
11/10/2012 07:00	990.6	990.6	721.3	721.3	1711.9
11/10/2012 08:00	834.3	834.3	798.5	798.5	1632.8
11/10/2012 09:00	856.8	856.8	839.4	839.4	1696.2
11/10/2012 10:00	918.2	918.2	760.1	760.1	1678.3
11/10/2012 11:00	739.2	739.2	732.3	732.3	1471.5
11/10/2012 12:00	869.1	869.1	789.2	789.2	1658.3
11/10/2012 13:00	763.3	763.3	710.5	710.5	1473.8
11/10/2012 14:00	900.9	900.9	848.2	848.2	1749.1
11/10/2012 15:00	748.8	748.8	663.5	663.5	1412.3
11/10/2012 16:00	822.3	822.3	753.8	753.8	1576.1
11/10/2012 17:00	842.1	842.1	796.2	796.2	1638.3
11/10/2012 18:00	903.8	903.8	910.9	910.9	1814.7
11/10/2012 19:00	766.8	766.8	595.9	595.9	1362.7
11/10/2012 20:00	953.6	953.6	1042.6	1042.6	1996.2
11/10/2012 21:00	778.4	778.4	697.2	697.2	1475.6
11/10/2012 22:00	857.6	857.6	618.9	618.9	1476.5
11/10/2012 23:00	616.6	616.6	847	847	1463.6
11/11/2012 00:00	786.8	786.8	640.6	640.6	1427.4
11/11/2012 01:00	680.3	680.3	609.9	609.9	1290.2
11/11/2012 02:00	829.4	829.4	737.4	737.4	1566.8
11/11/2012 03:00	703.4	703.4	467.6	467.6	1171
11/11/2012 04:00	797.7	797.7	531.4	531.4	1329.1
11/11/2012 05:00	554.2	554.2	592.8	592.8	1147
11/11/2012 06:00	554.1	554.1	732.4	732.4	1286.5
11/11/2012 07:00	911.3	911.3	674.7	674.7	1586
11/11/2012 08:00	767.5	767.5	561.7	561.7	1329.2
11/11/2012 09:00	818.2	818.2	779.1	779.1	1597.3
11/11/2012 10:00	780.6	780.6	666	666	1446.6
11/11/2012 11:00	810.9	810.9	680.8	680.8	1491.7
11/11/2012 12:00	763.6	763.6	652.8	652.8	1416.4
11/11/2012 13:00	812.9	812.9	759.5	759.5	1572.4
11/11/2012 14:00	694.4	694.4	493.3	493.3	1187.7
11/11/2012 15:00	711	711	659.3	659.3	1370.3
11/11/2012 16:00	708	708	591.8	591.8	1299.8
11/11/2012 17:00	786.1	786.1	747.5	747.5	1533.6
11/11/2012 18:00	850.4	850.4	608	608	1458.4
11/11/2012 19:00	784.7	784.7	632.5	632.5	1417.2
11/11/2012 20:00	825.5	825.5	691.9	691.9	1517.4
11/11/2012 21:00	640.2	640.2	669.9	669.9	1310.1
11/11/2012 22:00	588.7	588.7	552.4	552.4	1141.1
11/11/2012 23:00	545.3	545.3	490.4	490.4	1035.7
11/12/2012 00:00	502.3	502.3	378.2	378.2	880.5
11/12/2012 01:00	505.6	505.6	417.8	417.8	923.4
11/12/2012 02:00	547.4	547.4	371.6	371.6	919
11/12/2012 03:00	495.9	495.9	335.6	335.6	831.5
11/12/2012 04:00	430.5	430.5	313.9	313.9	744.4
11/12/2012 05:00	599.1	599.1	357.5	357.5	956.6
11/12/2012 06:00	833.5	833.5	610.1	610.1	1443.6
11/12/2012 07:00	829.5	829.5	679.1	679.1	1508.6
11/12/2012 08:00	792.4	792.4	614.4	614.4	1406.8
11/12/2012 09:00	911.4	911.4	531.3	531.3	1442.7
11/12/2012 10:00	1067.3	1067.3	628.7	628.7	1696
11/12/2012 11:00	1018.3	1018.3	627.9	627.9	1646.2
11/12/2012 12:00	979	979	606.6	606.6	1585.6
11/12/2012 13:00	832.6	832.6	523.4	523.4	1356
11/12/2012 14:00	790.5	790.5	478.3	478.3	1268.8
11/12/2012 15:00	1066.2	1066.2	570.3	570.3	1636.5
11/12/2012 16:00	835.1	835.1	493	493	1328.1
11/12/2012 17:00	873.3	873.3	479.2	479.2	1352.5
11/12/2012 18:00	882.1	882.1	454.6	454.6	1336.7
11/12/2012 19:00	805.7	805.7	399.9	399.9	1205.6
11/12/2012 20:00	879.4	879.4	413.1	413.1	1292.5
11/12/2012 21:00	788	788	419.2	419.2	1207.2
11/12/2012 22:00	678.4	678.4	381.6	381.6	1060

	Unit 1 (Part 75 Data)	Unit 1 (Part 60 Data)	Unit 2 (Part 75 Data)	Unit 2 (Part 60 Data)	Units 1&2 Combined
	SO2_LbPerHr	SO2_P60_LbPerHr	SO2_LbPerHr	SO2_P60_LbPerHr	(Part 60 Data)
	1H	1H	1H	1H	
Time	Value	Value	Value	Value	
11/12/2012 23:00	821.5	821.5	362	362	1183.5
11/13/2012 00:00	628.3	628.3	516.1	516.1	1144.4
11/13/2012 01:00	629	629	419.8	419.8	1048.8
11/13/2012 02:00	641.1	641.1	394.1	394.1	1035.2
11/13/2012 03:00	573.6	573.6	373.6	373.6	947.2
11/13/2012 04:00	645.6	645.6	377.1	377.1	1022.7
11/13/2012 05:00	718.3	718.3	368.6	368.6	1086.9
11/13/2012 06:00	825.6	825.6	671.3	671.3	1496.9
11/13/2012 07:00	933	933	460.2	460.2	1393.2
11/13/2012 08:00	925.8	925.8	1053.6	1053.6	1979.4
11/13/2012 09:00	782.9	782.9	560	560	1342.9
11/13/2012 10:00	638.2	638.2	477.7	477.7	1115.9
11/13/2012 11:00	585.1	585.1	480.9	480.9	1066
11/13/2012 12:00	972.4	972.4	332.2	332.2	1304.6
11/13/2012 13:00	847	847	432.8	432.8	1279.8
11/13/2012 14:00	862.3	862.3	532.8	532.8	1395.1
11/13/2012 15:00	814.4	814.4	361.5	361.5	1175.9
11/13/2012 16:00	961	961	731.8	731.8	1692.8
11/13/2012 17:00	908	908	671.2	671.2	1579.2
11/13/2012 18:00	979.7	979.7	704	704	1683.7
11/13/2012 19:00	1147.4	1147.4	598.4	598.4	1745.8
11/13/2012 20:00	884.4	884.4	501.8	501.8	1386.2
11/13/2012 21:00	688.6	688.6	514.3	514.3	1202.9
11/13/2012 22:00	677.2	677.2	745.4	745.4	1422.6
11/13/2012 23:00	533.3	533.3	706.1	706.1	1239.4
11/14/2012 00:00	305.5	305.5	880.5	880.5	1186
11/14/2012 01:00	0	0	917.8	917.8	917.8
11/14/2012 02:00	0	0	716.9	716.9	716.9
11/14/2012 03:00	0	0	677.5	677.5	677.5
11/14/2012 04:00	0	0	677.8	677.8	677.8
11/14/2012 05:00	0	0	833.6	833.6	833.6
11/14/2012 06:00	0	0	982.3	982.3	982.3
11/14/2012 07:00	0	0	831.7	831.7	831.7
11/14/2012 08:00	0	0	789.3	789.3	789.3
11/14/2012 09:00	0	0	826.6	826.6	826.6
11/14/2012 10:00	0	0	857.5	857.5	857.5
11/14/2012 11:00	0	0	868.6	868.6	868.6
11/14/2012 12:00	0	0	728.7	728.7	728.7
11/14/2012 13:00	0	0	787.9	787.9	787.9
11/14/2012 14:00	0	0	1089.6	1089.6	1089.6
11/14/2012 15:00	0	0	1001.3	1001.3	1001.3
11/14/2012 16:00	0	0	703	703	703
11/14/2012 17:00	0	0	880.2	880.2	880.2
11/14/2012 18:00	0	0	1044.9	1044.9	1044.9
11/14/2012 19:00	0	0	1002.1	1002.1	1002.1
11/14/2012 20:00	0	0	909.8	909.8	909.8
11/14/2012 21:00	0	0	897.9	897.9	897.9
11/14/2012 22:00	0	0	859.3	859.3	859.3
11/14/2012 23:00	0	0	833.8	833.8	833.8
11/15/2012 00:00	0	0	794.7	794.7	794.7
11/15/2012 01:00	0	0	874.3	874.3	874.3
11/15/2012 02:00	0	0	825.9	825.9	825.9
11/15/2012 03:00	0	0	991.3	991.3	991.3
11/15/2012 04:00	0	0	883.7	883.7	883.7
11/15/2012 05:00	0	0	1160.2	1160.2	1160.2
11/15/2012 06:00	0	0	1220.2	1220.2	1220.2
11/15/2012 07:00	0	0	841.9	841.9	841.9
11/15/2012 08:00	0	0	655.1	655.1	655.1
11/15/2012 09:00	0	0	402.1	402.1	402.1
11/15/2012 10:00	0	0	260.2	260.2	260.2
11/15/2012 11:00	0	0	203.2	203.2	203.2
11/15/2012 12:00	0	0	117.4	117.4	117.4
11/15/2012 13:00	0	0	113.9	113.9	113.9
11/15/2012 14:00	0	0	104.2	104.2	104.2
11/15/2012 15:00	0	0	166.1	166.1	166.1

	Unit 1 (Part 75 Data)	Unit 1 (Part 60 Data)	Unit 2 (Part 75 Data)	Unit 2 (Part 60 Data)	Units 1&2 Combined
	SO2_LbPerHr	SO2_P60_LbPerHr	SO2_LbPerHr	SO2_P60_LbPerHr	(Part 60 Data)
	1H	1H	1H	1H	
Time	Value	Value	Value	Value	
11/15/2012 16:00	0	0	467.8	467.8	467.8
11/15/2012 17:00	0	0	572.8	572.8	572.8
11/15/2012 18:00	0	0	742.7	742.7	742.7
11/15/2012 19:00	0	0	832	832	832
11/15/2012 20:00	0	0	819.1	819.1	819.1
11/15/2012 21:00	0	0	684.9	684.9	684.9
11/15/2012 22:00	0	0	590.1	590.1	590.1
11/15/2012 23:00	0	0	638.7	638.7	638.7
11/16/2012 00:00	0	0	826.1	826.1	826.1
11/16/2012 01:00	0	0	854.6	854.6	854.6
11/16/2012 02:00	0	0	776	776	776
11/16/2012 03:00	0	0	749.3	749.3	749.3
11/16/2012 04:00	0	0	720.7	720.7	720.7
11/16/2012 05:00	0	0	717.1	717.1	717.1
11/16/2012 06:00	0	0	749.7	749.7	749.7
11/16/2012 07:00	0	0	836.8	836.8	836.8
11/16/2012 08:00	0	0	872.9	872.9	872.9
11/16/2012 09:00	0	0	910.4	910.4	910.4
11/16/2012 10:00	0	0	906.9	906.9	906.9
11/16/2012 11:00	0	0	840.1	840.1	840.1
11/16/2012 12:00	0	0	724.1	724.1	724.1
11/16/2012 13:00	0	0	692.1	692.1	692.1
11/16/2012 14:00	0	0	802.4	802.4	802.4
11/16/2012 15:00	0	0	979.7	979.7	979.7
11/16/2012 16:00	0	0	962.9	962.9	962.9
11/16/2012 17:00	0	0	914.5	914.5	914.5
11/16/2012 18:00	0	0	852.8	852.8	852.8
11/16/2012 19:00	0	0	799.8	799.8	799.8
11/16/2012 20:00	0	0	828.9	828.9	828.9
11/16/2012 21:00	0	0	825.5	825.5	825.5
11/16/2012 22:00	0	0	896.4	896.4	896.4
11/16/2012 23:00	0	0	930.9	930.9	930.9
11/17/2012 00:00	0	0	780.9	780.9	780.9
11/17/2012 01:00	0	0	575	575	575
11/17/2012 02:00	0	0	556.8	556.8	556.8
11/17/2012 03:00	0	0	1054.2	1054.2	1054.2
11/17/2012 04:00	0	0	1059.6	1059.6	1059.6
11/17/2012 05:00	18791.7	0	924.5	924.5	924.5
11/17/2012 06:00	0	0	714.2	714.2	714.2
11/17/2012 07:00	0	0	654.6	654.6	654.6
11/17/2012 08:00	0	0	737.5	737.5	737.5
11/17/2012 09:00	0	0	793	793	793
11/17/2012 10:00	1.9	1.9	738.5	738.5	740.4
11/17/2012 11:00	0	0	710.2	710.2	710.2
11/17/2012 12:00	0	0	692.4	692.4	692.4
11/17/2012 13:00	0	0	690.6	690.6	690.6
11/17/2012 14:00	0	0	685.7	685.7	685.7
11/17/2012 15:00	0	0	764.5	764.5	764.5
11/17/2012 16:00	0	0	812.8	812.8	812.8
11/17/2012 17:00	0	0	746.8	746.8	746.8
11/17/2012 18:00	0	0	729.5	729.5	729.5
11/17/2012 19:00	0	0	644.4	644.4	644.4
11/17/2012 20:00	0	0	648.9	648.9	648.9
11/17/2012 21:00	0	0	755.7	755.7	755.7
11/17/2012 22:00	0	0	744.8	744.8	744.8
11/17/2012 23:00	0	0	687.5	687.5	687.5
11/18/2012 00:00	0	0	685.7	685.7	685.7
11/18/2012 01:00	0	0	726.6	726.6	726.6
11/18/2012 02:00	33.7	33.7	697.3	697.3	731
11/18/2012 03:00	282.7	282.7	628	628	910.7
11/18/2012 04:00	512.1	512.1	640.1	640.1	1152.2
11/18/2012 05:00	554.9	554.9	685.7	685.7	1240.6
11/18/2012 06:00	629.3	629.3	627.9	627.9	1257.2
11/18/2012 07:00	674.5	674.5	688.9	688.9	1363.4
11/18/2012 08:00	712.8	712.8	771.5	771.5	1484.3

	Unit 1 (Part 75 Data)	Unit 1 (Part 60 Data)	Unit 2 (Part 75 Data)	Unit 2 (Part 60 Data)	Units 1&2 Combined
	SO2_LbPerHr	SO2_P60_LbPerHr	SO2_LbPerHr	SO2_P60_LbPerHr	(Part 60 Data)
	1H	1H	1H	1H	
Time	Value	Value	Value	Value	
11/18/2012 09:00	696.1	696.1	514.6	514.6	1210.7
11/18/2012 10:00	667.7	667.7	499.7	499.7	1167.4
11/18/2012 11:00	607.6	607.6	547.5	547.5	1155.1
11/18/2012 12:00	580.6	580.6	481	481	1061.6
11/18/2012 13:00	648.2	648.2	540.1	540.1	1188.3
11/18/2012 14:00	791.4	791.4	645.2	645.2	1436.6
11/18/2012 15:00	714.7	714.7	554	554	1268.7
11/18/2012 16:00	709.6	709.6	557.4	557.4	1267
11/18/2012 17:00	741.7	741.7	725.4	725.4	1467.1
11/18/2012 18:00	817.9	817.9	784.1	784.1	1602
11/18/2012 19:00	915.5	915.5	615.4	615.4	1530.9
11/18/2012 20:00	824.5	824.5	625.3	625.3	1449.8
11/18/2012 21:00	756.9	756.9	552.7	552.7	1309.6
11/18/2012 22:00	758.9	758.9	651.3	651.3	1410.2
11/18/2012 23:00	778.2	778.2	694.3	694.3	1472.5
11/19/2012 00:00	752.3	752.3	591.8	591.8	1344.1
11/19/2012 01:00	819.7	819.7	682.5	682.5	1502.2
11/19/2012 02:00	781.8	781.8	642.7	642.7	1424.5
11/19/2012 03:00	708	708	510.6	510.6	1218.6
11/19/2012 04:00	728.5	728.5	528.6	528.6	1257.1
11/19/2012 05:00	730.4	730.4	690.5	690.5	1420.9
11/19/2012 06:00	775.3	775.3	663.3	663.3	1438.6
11/19/2012 07:00	841.7	841.7	873.6	873.6	1715.3
11/19/2012 08:00	895.8	895.8	867.1	867.1	1762.9
11/19/2012 09:00	1025.6	1025.6	635.9	635.9	1661.5
11/19/2012 10:00	865.3	865.3	592.9	592.9	1458.2
11/19/2012 11:00	841.9	841.9	688.8	688.8	1530.7
11/19/2012 12:00	777.3	777.3	693.3	693.3	1470.6
11/19/2012 13:00	833.5	833.5	660.7	660.7	1494.2
11/19/2012 14:00	766.6	766.6	707.7	707.7	1474.3
11/19/2012 15:00	788.5	788.5	682.9	682.9	1471.4
11/19/2012 16:00	888.7	888.7	844.1	844.1	1732.8
11/19/2012 17:00	985.6	985.6	781	781	1766.6
11/19/2012 18:00	977.8	977.8	697	697	1674.8
11/19/2012 19:00	926.2	926.2	671.6	671.6	1597.8
11/19/2012 20:00	895.1	895.1	925.6	925.6	1820.7
11/19/2012 21:00	837	837	675.1	675.1	1512.1
11/19/2012 22:00	847.5	847.5	557.6	557.6	1405.1
11/19/2012 23:00	835.3	835.3	689.8	689.8	1525.1
11/20/2012 00:00	779.3	779.3	776.6	776.6	1555.9
11/20/2012 01:00	837.9	837.9	684.2	684.2	1522.1
11/20/2012 02:00	815.7	815.7	682.1	682.1	1497.8
11/20/2012 03:00	802	802	692.5	692.5	1494.5
11/20/2012 04:00	787.7	787.7	701.7	701.7	1489.4
11/20/2012 05:00	875.7	875.7	662	662	1537.7
11/20/2012 06:00	938.5	938.5	877.4	877.4	1815.9
11/20/2012 07:00	1067	1067	1090.6	1090.6	2157.6
11/20/2012 08:00	968.8	968.8	960	960	1928.8
11/20/2012 09:00	910.1	910.1	789.5	789.5	1699.6
11/20/2012 10:00	1013.6	1013.6	678.2	678.2	1691.8
11/20/2012 11:00	1026.3	1026.3	744	744	1770.3
11/20/2012 12:00	930.7	930.7	839.1	839.1	1769.8
11/20/2012 13:00	1105.4	1105.4	969.5	969.5	2074.9
11/20/2012 14:00	901.4	901.4	790	790	1691.4
11/20/2012 15:00	965.5	965.5	640.5	640.5	1606
11/20/2012 16:00	966.1	966.1	702.1	702.1	1668.2
11/20/2012 17:00	1164.8	1164.8	905	905	2069.8
11/20/2012 18:00	1188.6	1188.6	1176.8	1176.8	2365.4
11/20/2012 19:00	1188.9	1188.9	982.1	982.1	2171
11/20/2012 20:00	1202.6	1202.6	883.2	883.2	2085.8
11/20/2012 21:00	895.5	895.5	648	648	1543.5
11/20/2012 22:00	873.5	873.5	535.7	535.7	1409.2
11/20/2012 23:00	841.9	841.9	604.4	604.4	1446.3
11/21/2012 00:00	930.4	930.4	1019.2	1019.2	1949.6
11/21/2012 01:00	831	831	578.2	578.2	1409.2

	Unit 1 (Part 75 Data)	Unit 1 (Part 60 Data)	Unit 2 (Part 75 Data)	Unit 2 (Part 60 Data)	Units 1&2 Combined
	SO2_LbPerHr	SO2_P60_LbPerHr	SO2_LbPerHr	SO2_P60_LbPerHr	(Part 60 Data)
	1H	1H	1H	1H	
Time	Value	Value	Value	Value	
11/21/2012 02:00	910.5	910.5	642	642	1552.5
11/21/2012 03:00	845.1	845.1	704.1	704.1	1549.2
11/21/2012 04:00	963.3	963.3	664.6	664.6	1627.9
11/21/2012 05:00	923.6	923.6	663.8	663.8	1587.4
11/21/2012 06:00	1066.9	1066.9	832.9	832.9	1899.8
11/21/2012 07:00	1054.7	1054.7	887.3	887.3	1942
11/21/2012 08:00	1115.2	1115.2	832.2	832.2	1947.4
11/21/2012 09:00	889.5	889.5	626.4	626.4	1515.9
11/21/2012 10:00	952.1	952.1	589.6	589.6	1541.7
11/21/2012 11:00	1075.4	1075.4	751.2	751.2	1826.6
11/21/2012 12:00	896.6	896.6	944.5	944.5	1841.1
11/21/2012 13:00	900	900	652.8	652.8	1552.8
11/21/2012 14:00	894.9	894.9	711.6	711.6	1606.5
11/21/2012 15:00	860.4	860.4	735.8	735.8	1596.2
11/21/2012 16:00	893.5	893.5	728.6	728.6	1622.1
11/21/2012 17:00	982.8	982.8	755.7	755.7	1738.5
11/21/2012 18:00	882.7	882.7	722.4	722.4	1605.1
11/21/2012 19:00	941.5	941.5	710.6	710.6	1652.1
11/21/2012 20:00	970.4	970.4	967.9	967.9	1938.3
11/21/2012 21:00	1033.7	1033.7	992.6	992.6	2026.3
11/21/2012 22:00	809.1	809.1	452.3	452.3	1261.4
11/21/2012 23:00	836.4	836.4	418.7	418.7	1255.1
11/22/2012 00:00	818.8	818.8	782.4	782.4	1601.2
11/22/2012 01:00	751.4	751.4	659.3	659.3	1410.7
11/22/2012 02:00	638.7	638.7	391.8	391.8	1030.5
11/22/2012 03:00	707.8	707.8	725	725	1432.8
11/22/2012 04:00	803.5	803.5	664.3	664.3	1467.8
11/22/2012 05:00	724.6	724.6	587.2	587.2	1311.8
11/22/2012 06:00	713.3	713.3	539.7	539.7	1253
11/22/2012 07:00	847.4	847.4	739.5	739.5	1586.9
11/22/2012 08:00	795.2	795.2	591.7	591.7	1386.9
11/22/2012 09:00	826.4	826.4	652.3	652.3	1478.7
11/22/2012 10:00	872.2	872.2	634.5	634.5	1506.7
11/22/2012 11:00	768.8	768.8	568.2	568.2	1337
11/22/2012 12:00	658.5	658.5	501	501	1159.5
11/22/2012 13:00	704.8	704.8	510.4	510.4	1215.2
11/22/2012 14:00	673.6	673.6	346.1	346.1	1019.7
11/22/2012 15:00	668.7	668.7	502.4	502.4	1171.1
11/22/2012 16:00	638.7	638.7	516.4	516.4	1155.1
11/22/2012 17:00	666.7	666.7	567.3	567.3	1234
11/22/2012 18:00	650.6	650.6	429.4	429.4	1080
11/22/2012 19:00	716.9	716.9	619.4	619.4	1336.3
11/22/2012 20:00	673.8	673.8	383.1	383.1	1056.9
11/22/2012 21:00	672.9	672.9	529.8	529.8	1202.7
11/22/2012 22:00	681.4	681.4	482.3	482.3	1163.7
11/22/2012 23:00	677.5	677.5	356.1	356.1	1033.6
11/23/2012 00:00	678.3	678.3	342	342	1020.3
11/23/2012 01:00	696.3	696.3	153.8	153.8	850.1
11/23/2012 02:00	684.9	684.9	95.7	95.7	780.6
11/23/2012 03:00	646.3	646.3	88	88	734.3
11/23/2012 04:00	682.3	682.3	93	93	775.3
11/23/2012 05:00	741.5	741.5	118.3	118.3	859.8
11/23/2012 06:00	762.5	762.5	254.4	254.4	1016.9
11/23/2012 07:00	803.1	803.1	264.5	264.5	1067.6
11/23/2012 08:00	881.6	881.6	356	356	1237.6
11/23/2012 09:00	788	788	348.2	348.2	1136.2
11/23/2012 10:00	851.4	851.4	351	351	1202.4
11/23/2012 11:00	797	797	370.7	370.7	1167.7
11/23/2012 12:00	821	821	380.5	380.5	1201.5
11/23/2012 13:00	736.2	736.2	292.7	292.7	1028.9
11/23/2012 14:00	830.6	830.6	286.5	286.5	1117.1
11/23/2012 15:00	696.8	696.8	292.3	292.3	989.1
11/23/2012 16:00	848.9	848.9	319	319	1167.9
11/23/2012 17:00	996.9	996.9	504.1	504.1	1501
11/23/2012 18:00	918.4	918.4	592.6	592.6	1511

	Unit 1 (Part 75 Data)	Unit 1 (Part 60 Data)	Unit 2 (Part 75 Data)	Unit 2 (Part 60 Data)	Units 1&2 Combined
	SO2_LbPerHr	SO2_P60_LbPerHr	SO2_LbPerHr	SO2_P60_LbPerHr	(Part 60 Data)
	1H	1H	1H	1H	
Time	Value	Value	Value	Value	
11/23/2012 19:00	933	933	614.4	614.4	1547.4
11/23/2012 20:00	978	978	533.5	533.5	1511.5
11/23/2012 21:00	820.7	820.7	424.1	424.1	1244.8
11/23/2012 22:00	898.3	898.3	341.8	341.8	1240.1
11/23/2012 23:00	743.4	743.4	271.7	271.7	1015.1
11/24/2012 00:00	732.4	732.4	207.9	207.9	940.3
11/24/2012 01:00	762.3	762.3	262.8	262.8	1025.1
11/24/2012 02:00	688.7	688.7	264.6	264.6	953.3
11/24/2012 03:00	630.1	630.1	236.8	236.8	866.9
11/24/2012 04:00	698.8	698.8	204.4	204.4	903.2
11/24/2012 05:00	689.7	689.7	224	224	913.7
11/24/2012 06:00	648.9	648.9	239.8	239.8	888.7
11/24/2012 07:00	545.4	545.4	385.2	385.2	930.6
11/24/2012 08:00	706.7	706.7	526.4	526.4	1233.1
11/24/2012 09:00	755.4	755.4	674	674	1429.4
11/24/2012 10:00	680.7	680.7	620.6	620.6	1301.3
11/24/2012 11:00	654.3	654.3	551.2	551.2	1205.5
11/24/2012 12:00	634.2	634.2	457.5	457.5	1091.7
11/24/2012 13:00	706.5	706.5	488.8	488.8	1195.3
11/24/2012 14:00	661.2	661.2	538.9	538.9	1200.1
11/24/2012 15:00	616.7	616.7	506	506	1122.7
11/24/2012 16:00	712.5	712.5	530	530	1242.5
11/24/2012 17:00	813.8	813.8	626.6	626.6	1440.4
11/24/2012 18:00	828.5	828.5	776.5	776.5	1605
11/24/2012 19:00	810.4	810.4	654.2	654.2	1464.6
11/24/2012 20:00	694.5	694.5	696.1	696.1	1390.6
11/24/2012 21:00	891.8	891.8	648.1	648.1	1539.9
11/24/2012 22:00	776.5	776.5	417.1	417.1	1193.6
11/24/2012 23:00	827.5	827.5	509.6	509.6	1337.1
11/25/2012 00:00	755.6	755.6	602.2	602.2	1357.8
11/25/2012 01:00	620.7	620.7	300.9	300.9	921.6
11/25/2012 02:00	681.8	681.8	158.5	158.5	840.3
11/25/2012 03:00	504.2	504.2	271.5	271.5	775.7
11/25/2012 04:00	697.3	697.3	308.9	308.9	1006.2
11/25/2012 05:00	613.9	613.9	361.4	361.4	975.3
11/25/2012 06:00	618.7	618.7	356.3	356.3	975
11/25/2012 07:00	674	674	354.6	354.6	1028.6
11/25/2012 08:00	627.3	627.3	404.7	404.7	1032
11/25/2012 09:00	730.8	730.8	506.9	506.9	1237.7
11/25/2012 10:00	702.2	702.2	461.5	461.5	1163.7
11/25/2012 11:00	603.7	603.7	356.6	356.6	960.3
11/25/2012 12:00	727.7	727.7	389.2	389.2	1116.9
11/25/2012 13:00	596.2	596.2	346.9	346.9	943.1
11/25/2012 14:00	559.2	559.2	289.7	289.7	848.9
11/25/2012 15:00	507	507	240.5	240.5	747.5
11/25/2012 16:00	651.4	651.4	241.5	241.5	892.9
11/25/2012 17:00	814.5	814.5	468.6	468.6	1283.1
11/25/2012 18:00	919.6	919.6	857.4	857.4	1777
11/25/2012 19:00	916	916	808.4	808.4	1724.4
11/25/2012 20:00	831	831	565	565	1396
11/25/2012 21:00	604.6	604.6	447.9	447.9	1052.5
11/25/2012 22:00	655.5	655.5	348.8	348.8	1004.3
11/25/2012 23:00	837.5	837.5	392	392	1229.5
11/26/2012 00:00	639.5	639.5	546.4	546.4	1185.9
11/26/2012 01:00	635.7	635.7	375.2	375.2	1010.9
11/26/2012 02:00	567.2	567.2	219.6	219.6	786.8
11/26/2012 03:00	578.2	578.2	306.1	306.1	884.3
11/26/2012 04:00	611.1	611.1	359.6	359.6	970.7
11/26/2012 05:00	616.3	616.3	328.5	328.5	944.8
11/26/2012 06:00	715.2	715.2	475.6	475.6	1190.8
11/26/2012 07:00	701.3	701.3	530.4	530.4	1231.7
11/26/2012 08:00	632	632	458.9	458.9	1090.9
11/26/2012 09:00	829	829	452.6	452.6	1281.6
11/26/2012 10:00	672.9	672.9	374.3	374.3	1047.2
11/26/2012 11:00	648.2	648.2	266.8	266.8	915

	Unit 1 (Part 75 Data)	Unit 1 (Part 60 Data)	Unit 2 (Part 75 Data)	Unit 2 (Part 60 Data)	Units 1&2 Combined
	SO2_LbPerHr	SO2_P60_LbPerHr	SO2_LbPerHr	SO2_P60_LbPerHr	(Part 60 Data)
	1H	1H	1H	1H	
Time	Value	Value	Value	Value	
11/26/2012 12:00	650.5	650.5	300.5	300.5	951
11/26/2012 13:00	607.3	607.3	330.4	330.4	937.7
11/26/2012 14:00	649.6	649.6	399.6	399.6	1049.2
11/26/2012 15:00	622.5	622.5	373	373	995.5
11/26/2012 16:00	763.5	763.5	378.9	378.9	1142.4
11/26/2012 17:00	784.4	784.4	391.4	391.4	1175.8
11/26/2012 18:00	1159.8	1159.8	708.6	708.6	1868.4
11/26/2012 19:00	1174.7	1174.7	689.7	689.7	1864.4
11/26/2012 20:00	800.5	800.5	470.2	470.2	1270.7
11/26/2012 21:00	538	538	415.8	415.8	953.8
11/26/2012 22:00	632.2	632.2	358.8	358.8	991
11/26/2012 23:00	696.7	696.7	331	331	1027.7
11/27/2012 00:00	566.7	566.7	322.8	322.8	889.5
11/27/2012 01:00	555.9	555.9	376.9	376.9	932.8
11/27/2012 02:00	537.3	537.3	348	348	885.3
11/27/2012 03:00	514.6	514.6	333.9	333.9	848.5
11/27/2012 04:00	535.9	535.9	303.7	303.7	839.6
11/27/2012 05:00	559	559	304.5	304.5	863.5
11/27/2012 06:00	724.9	724.9	489.4	489.4	1214.3
11/27/2012 07:00	751.6	751.6	796	796	1547.6
11/27/2012 08:00	696.5	696.5	842.9	842.9	1539.4
11/27/2012 09:00	907.4	907.4	748	748	1655.4
11/27/2012 10:00	925.1	925.1	678.9	678.9	1604
11/27/2012 11:00	890.5	890.5	645.2	645.2	1535.7
11/27/2012 12:00	699.5	699.5	562	562	1261.5
11/27/2012 13:00	1166.4	1166.4	584.5	584.5	1750.9
11/27/2012 14:00	925.7	925.7	621.7	621.7	1547.4
11/27/2012 15:00	921.7	921.7	758.5	758.5	1680.2
11/27/2012 16:00	1042.8	1042.8	847.3	847.3	1890.1
11/27/2012 17:00	961.9	961.9	846.7	846.7	1808.6
11/27/2012 18:00	1022.7	1022.7	813.6	813.6	1836.3
11/27/2012 19:00	1312.4	1312.4	727.1	727.1	2039.5
11/27/2012 20:00	1756.1	1756.1	659.7	659.7	2415.8
11/27/2012 21:00	1756.8	1756.8	648.9	648.9	2405.7
11/27/2012 22:00	1036.1	1036.1	654.9	654.9	1691
11/27/2012 23:00	697.5	697.5	585.4	585.4	1282.9
11/28/2012 00:00	569.3	569.3	519	519	1088.3
11/28/2012 01:00	617.1	617.1	515	515	1132.1
11/28/2012 02:00	681.5	681.5	456.4	456.4	1137.9
11/28/2012 03:00	687.2	687.2	422.5	422.5	1109.7
11/28/2012 04:00	694	694	381.7	381.7	1075.7
11/28/2012 05:00	752.3	752.3	472.3	472.3	1224.6
11/28/2012 06:00	921	921	806.2	806.2	1727.2
11/28/2012 07:00	1003	1003	874.6	874.6	1877.6
11/28/2012 08:00	1107.6	1107.6	846.8	846.8	1954.4
11/28/2012 09:00	928.9	928.9	719	719	1647.9
11/28/2012 10:00	1025.8	1025.8	597	597	1622.8
11/28/2012 11:00	847.1	847.1	555.9	555.9	1403
11/28/2012 12:00	808.3	808.3	368.8	368.8	1177.1
11/28/2012 13:00	941.3	941.3	401.2	401.2	1342.5
11/28/2012 14:00	1117.1	1117.1	423.8	423.8	1540.9
11/28/2012 15:00	1058	1058	404.5	404.5	1462.5
11/28/2012 16:00	949.2	949.2	512.8	512.8	1462
11/28/2012 17:00	1211.4	1211.4	763.5	763.5	1974.9
11/28/2012 18:00	1503.3	1503.3	788.9	788.9	2292.2
11/28/2012 19:00	1409	1409	745.3	745.3	2154.3
11/28/2012 20:00	1282.8	1282.8	694.2	694.2	1977
11/28/2012 21:00	1530.5	1530.5	670.7	670.7	2201.2
11/28/2012 22:00	1523.8	1523.8	544.1	544.1	2067.9
11/28/2012 23:00	889.1	889.1	459.7	459.7	1348.8
11/29/2012 00:00	972.7	972.7	355.7	355.7	1328.4
11/29/2012 01:00	961.5	961.5	436.6	436.6	1398.1
11/29/2012 02:00	869.7	869.7	486.4	486.4	1356.1
11/29/2012 03:00	786.5	786.5	482.5	482.5	1269
11/29/2012 04:00	843.2	843.2	496.2	496.2	1339.4

	Unit 1 (Part 75 Data)	Unit 1 (Part 60 Data)	Unit 2 (Part 75 Data)	Unit 2 (Part 60 Data)	Units 1&2 Combined
	SO2_LbPerHr	SO2_P60_LbPerHr	SO2_LbPerHr	SO2_P60_LbPerHr	(Part 60 Data)
	1H	1H	1H	1H	
Time	Value	Value	Value	Value	
11/29/2012 05:00	835.2	835.2	480.3	480.3	1315.5
11/29/2012 06:00	998.9	998.9	552.7	552.7	1551.6
11/29/2012 07:00	1362.9	1362.9	780.2	780.2	2143.1
11/29/2012 08:00	1162.1	1162.1	722.8	722.8	1884.9
11/29/2012 09:00	1267.9	1267.9	755.4	755.4	2023.3
11/29/2012 10:00	1150.4	1150.4	804.9	804.9	1955.3
11/29/2012 11:00	845.8	845.8	527.9	527.9	1373.7
11/29/2012 12:00	888.2	888.2	628.9	628.9	1517.1
11/29/2012 13:00	738.9	738.9	722.5	722.5	1461.4
11/29/2012 14:00	768	768	698.7	698.7	1466.7
11/29/2012 15:00	771.3	771.3	668.1	668.1	1439.4
11/29/2012 16:00	867.4	867.4	839.4	839.4	1706.8
11/29/2012 17:00	1121.5	1121.5	830	830	1951.5
11/29/2012 18:00	1048.3	1048.3	655.8	655.8	1704.1
11/29/2012 19:00	1127.5	1127.5	707.9	707.9	1835.4
11/29/2012 20:00	1197.4	1197.4	778.5	778.5	1975.9
11/29/2012 21:00	1162.7	1162.7	752.1	752.1	1914.8
11/29/2012 22:00	875.3	875.3	665.8	665.8	1541.1
11/29/2012 23:00	618.9	618.9	474.5	474.5	1093.4
11/30/2012 00:00	798.7	798.7	713.7	713.7	1512.4
11/30/2012 01:00	740.5	740.5	522.6	522.6	1263.1
11/30/2012 02:00	662.3	662.3	325.5	325.5	987.8
11/30/2012 03:00	640	640	562.1	562.1	1202.1
11/30/2012 04:00	622.7	622.7	587.2	587.2	1209.9
11/30/2012 05:00	693.2	693.2	431.9	431.9	1125.1
11/30/2012 06:00	786.6	786.6	410.6	410.6	1197.2
11/30/2012 07:00	890.6	890.6	737.6	737.6	1628.2
11/30/2012 08:00	860.2	860.2	690	690	1550.2
11/30/2012 09:00	987.2	987.2	728.8	728.8	1716
11/30/2012 10:00	953.1	953.1	743.3	743.3	1696.4
11/30/2012 11:00	838.3	838.3	565.7	565.7	1404
11/30/2012 12:00	693.2	693.2	395.1	395.1	1088.3
11/30/2012 13:00	924.5	924.5	398.5	398.5	1323
11/30/2012 14:00	830.9	830.9	495.3	495.3	1326.2
11/30/2012 15:00	763.3	763.3	841.5	841.5	1604.8
11/30/2012 16:00	911.5	911.5	658.9	658.9	1570.4
11/30/2012 17:00	1154.7	1154.7	812.9	812.9	1967.6
11/30/2012 18:00	1030.5	1030.5	685.5	685.5	1716
11/30/2012 19:00	827.2	827.2	528.9	528.9	1356.1
11/30/2012 20:00	1043.7	1043.7	430.1	430.1	1473.8
11/30/2012 21:00	844.8	844.8	377.5	377.5	1222.3
11/30/2012 22:00	840.7	840.7	355	355	1195.7
11/30/2012 23:00	803.6	803.6	480	480	1283.6
12/01/2012 00:00	956.4	956.4	820.7	820.7	1777.1
12/01/2012 01:00	933.1	933.1	743.8	743.8	1676.9
12/01/2012 02:00	926.3	926.3	560.4	560.4	1486.7
12/01/2012 03:00	792.7	792.7	398.4	398.4	1191.1
12/01/2012 04:00	871.6	871.6	437.2	437.2	1308.8
12/01/2012 05:00	1009.3	1009.3	640.9	640.9	1650.2
12/01/2012 06:00	766	766	569.4	569.4	1335.4
12/01/2012 07:00	883.2	883.2	388.9	388.9	1272.1
12/01/2012 08:00	860.7	860.7	369.6	369.6	1230.3
12/01/2012 09:00	830.9	830.9	477.6	477.6	1308.5
12/01/2012 10:00	907.2	907.2	761.4	761.4	1668.6
12/01/2012 11:00	964.5	964.5	586.5	586.5	1551
12/01/2012 12:00	741	741	350.9	350.9	1091.9
12/01/2012 13:00	863.7	863.7	325.8	325.8	1189.5
12/01/2012 14:00	838.8	838.8	482.1	482.1	1320.9
12/01/2012 15:00	812.7	812.7	627.7	627.7	1440.4
12/01/2012 16:00	895.6	895.6	560.3	560.3	1455.9
12/01/2012 17:00	873.6	873.6	641.1	641.1	1514.7
12/01/2012 18:00	832	832	542.2	542.2	1374.2
12/01/2012 19:00	802.8	802.8	342.2	342.2	1145
12/01/2012 20:00	883.1	883.1	330.6	330.6	1213.7
12/01/2012 21:00	818.4	818.4	468.4	468.4	1286.8

	Unit 1 (Part 75 Data)	Unit 1 (Part 60 Data)	Unit 2 (Part 75 Data)	Unit 2 (Part 60 Data)	Units 1&2 Combined
	SO2_LbPerHr	SO2_P60_LbPerHr	SO2_LbPerHr	SO2_P60_LbPerHr	(Part 60 Data)
	1H	1H	1H	1H	
Time	Value	Value	Value	Value	
12/01/2012 22:00	770.8	770.8	503.8	503.8	1274.6
12/01/2012 23:00	665.7	665.7	398.4	398.4	1064.1
12/02/2012 00:00	532.1	532.1	390.8	390.8	922.9
12/02/2012 01:00	505.5	505.5	353.8	353.8	859.3
12/02/2012 02:00	523.6	523.6	417.2	417.2	940.8
12/02/2012 03:00	445.3	445.3	335	335	780.3
12/02/2012 04:00	549.8	549.8	422.2	422.2	972
12/02/2012 05:00	607	607	504.4	504.4	1111.4
12/02/2012 06:00	596.5	596.5	358.4	358.4	954.9
12/02/2012 07:00	609	609	348.5	348.5	957.5
12/02/2012 08:00	699.2	699.2	508.4	508.4	1207.6
12/02/2012 09:00	712.4	712.4	604.1	604.1	1316.5
12/02/2012 10:00	684.5	684.5	446.3	446.3	1130.8
12/02/2012 11:00	783.9	783.9	422.3	422.3	1206.2
12/02/2012 12:00	662	662	450.8	450.8	1112.8
12/02/2012 13:00	718.5	718.5	480.8	480.8	1199.3
12/02/2012 14:00	676.1	676.1	485.7	485.7	1161.8
12/02/2012 15:00	707.9	707.9	496.8	496.8	1204.7
12/02/2012 16:00	740.5	740.5	535.2	535.2	1275.7
12/02/2012 17:00	864.6	864.6	666.2	666.2	1530.8
12/02/2012 18:00	1010.7	1010.7	650	650	1660.7
12/02/2012 19:00	1116.6	1116.6	712.1	712.1	1828.7
12/02/2012 20:00	1239	1239	697	697	1936
12/02/2012 21:00	968.7	968.7	627.9	627.9	1596.6
12/02/2012 22:00	764.3	764.3	358.7	358.7	1123
12/02/2012 23:00	638.4	638.4	320.2	320.2	958.6
12/03/2012 00:00	458.7	458.7	419	419	877.7
12/03/2012 01:00	485.8	485.8	336.9	336.9	822.7
12/03/2012 02:00	537.4	537.4	397.8	397.8	935.2
12/03/2012 03:00	474.2	474.2	331	331	805.2
12/03/2012 04:00	483.5	483.5	401.3	401.3	884.8
12/03/2012 05:00	545.5	545.5	469.4	469.4	1014.9
12/03/2012 06:00	593	593	395.9	395.9	988.9
12/03/2012 07:00	588.2	588.2	498	498	1086.2
12/03/2012 08:00	623.4	623.4	545.5	545.5	1168.9
12/03/2012 09:00	671.8	671.8	531.4	531.4	1203.2
12/03/2012 10:00	649	649	471.5	471.5	1120.5
12/03/2012 11:00	533.9	533.9	350.5	350.5	884.4
12/03/2012 12:00	651.2	651.2	463.8	463.8	1115
12/03/2012 13:00	631.7	631.7	563.2	563.2	1194.9
12/03/2012 14:00	581.6	581.6	467	467	1048.6
12/03/2012 15:00	509.2	509.2	353.4	353.4	862.6
12/03/2012 16:00	678.6	678.6	401.3	401.3	1079.9
12/03/2012 17:00	746	746	767.8	767.8	1513.8
12/03/2012 18:00	682.7	682.7	758.2	758.2	1440.9
12/03/2012 19:00	579.1	579.1	496.7	496.7	1075.8
12/03/2012 20:00	668.9	668.9	505.3	505.3	1174.2
12/03/2012 21:00	535	535	417.9	417.9	952.9
12/03/2012 22:00	503.4	503.4	282.8	282.8	786.2
12/03/2012 23:00	559.6	559.6	354.9	354.9	914.5
12/04/2012 00:00	551.6	551.6	488.3	488.3	1039.9
12/04/2012 01:00	478	478	386.4	386.4	864.4
12/04/2012 02:00	491.8	491.8	342.8	342.8	834.6
12/04/2012 03:00	471.2	471.2	345.2	345.2	816.4
12/04/2012 04:00	467.4	467.4	358.5	358.5	825.9
12/04/2012 05:00	529	529	324.4	324.4	853.4
12/04/2012 06:00	604.6	604.6	428.1	428.1	1032.7
12/04/2012 07:00	650.8	650.8	520.3	520.3	1171.1
12/04/2012 08:00	705.7	705.7	406.6	406.6	1112.3
12/04/2012 09:00	1095.5	1095.5	329.5	329.5	1425
12/04/2012 10:00	1095.9	1095.9	363.5	363.5	1459.4
12/04/2012 11:00	997.4	997.4	455.2	455.2	1452.6
12/04/2012 12:00	1003	1003	421.1	421.1	1424.1
12/04/2012 13:00	1118.4	1118.4	408.6	408.6	1527
12/04/2012 14:00	957.4	957.4	447.5	447.5	1404.9

	Unit 1 (Part 75 Data)	Unit 1 (Part 60 Data)	Unit 2 (Part 75 Data)	Unit 2 (Part 60 Data)	Units 1&2 Combined
	SO2_LbPerHr	SO2_P60_LbPerHr	SO2_LbPerHr	SO2_P60_LbPerHr	(Part 60 Data)
	1H	1H	1H	1H	
Time	Value	Value	Value	Value	
12/04/2012 15:00	989	989	468.1	468.1	1457.1
12/04/2012 16:00	1005	1005	374.3	374.3	1379.3
12/04/2012 17:00	1219.7	1219.7	399.4	399.4	1619.1
12/04/2012 18:00	1378.4	1378.4	486.5	486.5	1864.9
12/04/2012 19:00	1062.4	1062.4	540.6	540.6	1603
12/04/2012 20:00	1023.1	1023.1	538.5	538.5	1561.6
12/04/2012 21:00	957.7	957.7	357.1	357.1	1314.8
12/04/2012 22:00	845.6	845.6	300.4	300.4	1146
12/04/2012 23:00	838.4	838.4	386.3	386.3	1224.7
12/05/2012 00:00	710.1	710.1	435.3	435.3	1145.4
12/05/2012 01:00	641.6	641.6	417.7	417.7	1059.3
12/05/2012 02:00	637.1	637.1	363.1	363.1	1000.2
12/05/2012 03:00	628.5	628.5	380.1	380.1	1008.6
12/05/2012 04:00	645.5	645.5	371.4	371.4	1016.9
12/05/2012 05:00	655.1	655.1	378.9	378.9	1034
12/05/2012 06:00	805	805	576	576	1381
12/05/2012 07:00	1094.1	1094.1	710.1	710.1	1804.2
12/05/2012 08:00	1061.3	1061.3	579.7	579.7	1641
12/05/2012 09:00	1006.6	1006.6	509	509	1515.6
12/05/2012 10:00	1118.3	1118.3	513.1	513.1	1631.4
12/05/2012 11:00	1156.6	1156.6	477.3	477.3	1633.9
12/05/2012 12:00	1099.4	1099.4	494.9	494.9	1594.3
12/05/2012 13:00	1348.7	1348.7	458.7	458.7	1807.4
12/05/2012 14:00	1337.7	1337.7	494.8	494.8	1832.5
12/05/2012 15:00	1274.6	1274.6	599.4	599.4	1874
12/05/2012 16:00	1344.8	1344.8	551.2	551.2	1896
12/05/2012 17:00	1318.3	1318.3	498.8	498.8	1817.1
12/05/2012 18:00	1305.9	1305.9	474.9	474.9	1780.8
12/05/2012 19:00	1363.3	1363.3	471.9	471.9	1835.2
12/05/2012 20:00	1370.6	1370.6	509.1	509.1	1879.7
12/05/2012 21:00	1317.5	1317.5	539.9	539.9	1857.4
12/05/2012 22:00	1236.1	1236.1	474.6	474.6	1710.7
12/05/2012 23:00	1119.2	1119.2	401	401	1520.2
12/06/2012 00:00	968.1	968.1	466.3	466.3	1434.4
12/06/2012 01:00	943.6	943.6	427.9	427.9	1371.5
12/06/2012 02:00	930.3	930.3	436.9	436.9	1367.2
12/06/2012 03:00	954.1	954.1	417.6	417.6	1371.7
12/06/2012 04:00	960.7	960.7	467.1	467.1	1427.8
12/06/2012 05:00	1000.9	1000.9	416.7	416.7	1417.6
12/06/2012 06:00	1047	1047	649	649	1696
12/06/2012 07:00	1060.4	1060.4	769	769	1829.4
12/06/2012 08:00	708.8	708.8	981.5	981.5	1690.3
12/06/2012 09:00	285.2	285.2	878.1	878.1	1163.3
12/06/2012 10:00	0	0	550.2	550.2	550.2
12/06/2012 11:00	0	0	518.4	518.4	518.4
12/06/2012 12:00	0	0	514	514	514
12/06/2012 13:00	0	0	531.4	531.4	531.4
12/06/2012 14:00	0	0	511.8	511.8	511.8
12/06/2012 15:00	0	0	533.1	533.1	533.1
12/06/2012 16:00	0	0	558.2	558.2	558.2
12/06/2012 17:00	0	0	589.7	589.7	589.7
12/06/2012 18:00	0	0	624.7	624.7	624.7
12/06/2012 19:00	0	0	638.4	638.4	638.4
12/06/2012 20:00	0	0	639.6	639.6	639.6
12/06/2012 21:00	0	0	479.4	479.4	479.4
12/06/2012 22:00	0	0	358.4	358.4	358.4
12/06/2012 23:00	0	0	290.4	290.4	290.4
12/07/2012 00:00	0	0	578.1	578.1	578.1
12/07/2012 01:00	0	0	413.3	413.3	413.3
12/07/2012 02:00	0	0	399.3	399.3	399.3
12/07/2012 03:00	0	0	467.1	467.1	467.1
12/07/2012 04:00	0	0	403.1	403.1	403.1
12/07/2012 05:00	0	0	484.6	484.6	484.6
12/07/2012 06:00	0	0	533.1	533.1	533.1
12/07/2012 07:00	0	0	660.1	660.1	660.1

	Unit 1 (Part 75 Data)	Unit 1 (Part 60 Data)	Unit 2 (Part 75 Data)	Unit 2 (Part 60 Data)	Units 1&2 Combined
	SO2_LbPerHr	SO2_P60_LbPerHr	SO2_LbPerHr	SO2_P60_LbPerHr	(Part 60 Data)
	1H	1H	1H	1H	
Time	Value	Value	Value	Value	
12/07/2012 08:00	0	0	662.5	662.5	662.5
12/07/2012 09:00	0	0	627.8	627.8	627.8
12/07/2012 10:00	0	0	596.4	596.4	596.4
12/07/2012 11:00	0	0	563.4	563.4	563.4
12/07/2012 12:00	0	0	559.9	559.9	559.9
12/07/2012 13:00	0.8	0.8	871.6	871.6	872.4
12/07/2012 14:00	0	0	945.9	945.9	945.9
12/07/2012 15:00	0	0	730.9	730.9	730.9
12/07/2012 16:00	0	0	736	736	736
12/07/2012 17:00	0	0	704.6	704.6	704.6
12/07/2012 18:00	0	0	678.1	678.1	678.1
12/07/2012 19:00	3.3	3.3	674.6	674.6	677.9
12/07/2012 20:00	9	9	702	702	711
12/07/2012 21:00	29	29	567.7	567.7	596.7
12/07/2012 22:00	36.6	36.6	456.1	456.1	492.7
12/07/2012 23:00	32.6	32.6	426.1	426.1	458.7
12/08/2012 00:00	32.9	32.9	504.9	504.9	537.8
12/08/2012 01:00	194.3	194.3	574.3	574.3	768.6
12/08/2012 02:00	341.2	341.2	524.1	524.1	865.3
12/08/2012 03:00	346.8	346.8	417.8	417.8	764.6
12/08/2012 04:00	727.5	727.5	373.5	373.5	1101
12/08/2012 05:00	864.7	864.7	322.6	322.6	1187.3
12/08/2012 06:00	1234.2	1234.2	470.9	470.9	1705.1
12/08/2012 07:00	1407.6	1407.6	402.7	402.7	1810.3
12/08/2012 08:00	1264	1264	484.2	484.2	1748.2
12/08/2012 09:00	374.5	374.5	402.7	402.7	777.2
12/08/2012 10:00	550.3	550.3	400.6	400.6	950.9
12/08/2012 11:00	519.3	519.3	412.3	412.3	931.6
12/08/2012 12:00	434.9	434.9	380.6	380.6	815.5
12/08/2012 13:00	418.3	418.3	410.1	410.1	828.4
12/08/2012 14:00	415	415	353.9	353.9	768.9
12/08/2012 15:00	419	419	430	430	849
12/08/2012 16:00	583.1	583.1	449.7	449.7	1032.8
12/08/2012 17:00	622.5	622.5	469.1	469.1	1091.6
12/08/2012 18:00	633.4	633.4	427.4	427.4	1060.8
12/08/2012 19:00	651.7	651.7	458.1	458.1	1109.8
12/08/2012 20:00	660.6	660.6	486.2	486.2	1146.8
12/08/2012 21:00	530.3	530.3	420.2	420.2	950.5
12/08/2012 22:00	517.3	517.3	373.4	373.4	890.7
12/08/2012 23:00	474.2	474.2	414.5	414.5	888.7
12/09/2012 00:00	420.6	420.6	347.1	347.1	767.7
12/09/2012 01:00	367.9	367.9	329.7	329.7	697.6
12/09/2012 02:00	366.8	366.8	353.2	353.2	720
12/09/2012 03:00	354.9	354.9	340	340	694.9
12/09/2012 04:00	356.6	356.6	306.7	306.7	663.3
12/09/2012 05:00	368.2	368.2	327.1	327.1	695.3
12/09/2012 06:00	322.5	322.5	366.4	366.4	688.9
12/09/2012 07:00	327.3	327.3	350.4	350.4	677.7
12/09/2012 08:00	341.8	341.8	440.9	440.9	782.7
12/09/2012 09:00	370.8	370.8	385.7	385.7	756.5
12/09/2012 10:00	451.7	451.7	466.4	466.4	918.1
12/09/2012 11:00	414.6	414.6	453	453	867.6
12/09/2012 12:00	427.8	427.8	425.3	425.3	853.1
12/09/2012 13:00	389	389	419.2	419.2	808.2
12/09/2012 14:00	426.8	426.8	464.7	464.7	891.5
12/09/2012 15:00	424.2	424.2	429.8	429.8	854
12/09/2012 16:00	475.3	475.3	451.5	451.5	926.8
12/09/2012 17:00	478.9	478.9	554.2	554.2	1033.1
12/09/2012 18:00	435.9	435.9	561.3	561.3	997.2
12/09/2012 19:00	434.1	434.1	429.9	429.9	864
12/09/2012 20:00	429.3	429.3	443.4	443.4	872.7
12/09/2012 21:00	399.7	399.7	403.2	403.2	802.9
12/09/2012 22:00	340.6	340.6	306.9	306.9	647.5
12/09/2012 23:00	341.2	341.2	335.7	335.7	676.9
12/10/2012 00:00	347.4	347.4	375.5	375.5	722.9

	Unit 1 (Part 75 Data)	Unit 1 (Part 60 Data)	Unit 2 (Part 75 Data)	Unit 2 (Part 60 Data)	Units 1&2 Combined
	SO2_LbPerHr	SO2_P60_LbPerHr	SO2_LbPerHr	SO2_P60_LbPerHr	(Part 60 Data)
	1H	1H	1H	1H	
Time	Value	Value	Value	Value	
12/10/2012 01:00	355.3	355.3	328.7	328.7	684
12/10/2012 02:00	316.2	316.2	344.8	344.8	661
12/10/2012 03:00	325	325	359.2	359.2	684.2
12/10/2012 04:00	327	327	321.1	321.1	648.1
12/10/2012 05:00	423	423	461.6	461.6	884.6
12/10/2012 06:00	422.9	422.9	510	510	932.9
12/10/2012 07:00	484.8	484.8	582.5	582.5	1067.3
12/10/2012 08:00	399.9	399.9	380	380	779.9
12/10/2012 09:00	409.7	409.7	418.6	418.6	828.3
12/10/2012 10:00	473.5	473.5	580.8	580.8	1054.3
12/10/2012 11:00	504.9	504.9	549.7	549.7	1054.6
12/10/2012 12:00	461.8	461.8	460.5	460.5	922.3
12/10/2012 13:00	496	496	488	488	984
12/10/2012 14:00	410.3	410.3	502.9	502.9	913.2
12/10/2012 15:00	449.6	449.6	444.5	444.5	894.1
12/10/2012 16:00	407.6	407.6	534.6	534.6	942.2
12/10/2012 17:00	352.1	352.1	532.5	532.5	884.6
12/10/2012 18:00	169.2	169.2	358.4	358.4	527.6
12/10/2012 19:00	263.2	263.2	371.9	371.9	635.1
12/10/2012 20:00	385.5	385.5	491.2	491.2	876.7
12/10/2012 21:00	376.5	376.5	428.3	428.3	804.8
12/10/2012 22:00	318.7	318.7	322.3	322.3	641
12/10/2012 23:00	366.1	366.1	354.3	354.3	720.4
12/11/2012 00:00	386.3	386.3	380.7	380.7	767
12/11/2012 01:00	336.6	336.6	332.7	332.7	669.3
12/11/2012 02:00	338.1	338.1	351.1	351.1	689.2
12/11/2012 03:00	357.8	357.8	373.1	373.1	730.9
12/11/2012 04:00	366.5	366.5	338.3	338.3	704.8
12/11/2012 05:00	376.8	376.8	409.7	409.7	786.5
12/11/2012 06:00	496	496	501.1	501.1	997.1
12/11/2012 07:00	555.7	555.7	518.4	518.4	1074.1
12/11/2012 08:00	374.6	374.6	378.6	378.6	753.2
12/11/2012 09:00	450.9	450.9	450.8	450.8	901.7
12/11/2012 10:00	595.8	595.8	517.2	517.2	1113
12/11/2012 11:00	590.4	590.4	423	423	1013.4
12/11/2012 12:00	502.2	502.2	459.8	459.8	962
12/11/2012 13:00	437.6	437.6	441	441	878.6
12/11/2012 14:00	460.3	460.3	425.6	425.6	885.9
12/11/2012 15:00	473.8	473.8	466.5	466.5	940.3
12/11/2012 16:00	372.4	372.4	504.3	504.3	876.7
12/11/2012 17:00	414.9	414.9	629.5	629.5	1044.4
12/11/2012 18:00	621.7	621.7	600.8	600.8	1222.5
12/11/2012 19:00	466.9	466.9	566	566	1032.9
12/11/2012 20:00	477.8	477.8	517.3	517.3	995.1
12/11/2012 21:00	461	461	488.8	488.8	949.8
12/11/2012 22:00	423	423	355.4	355.4	778.4
12/11/2012 23:00	341.7	341.7	256.6	256.6	598.3
12/12/2012 00:00	374.3	374.3	418.9	418.9	793.2
12/12/2012 01:00	377.3	377.3	509.7	509.7	887
12/12/2012 02:00	369.9	369.9	337.8	337.8	707.7
12/12/2012 03:00	376.4	376.4	383.5	383.5	759.9
12/12/2012 04:00	347.8	347.8	344.6	344.6	692.4
12/12/2012 05:00	389.7	389.7	346.4	346.4	736.1
12/12/2012 06:00	424.9	424.9	572.4	572.4	997.3
12/12/2012 07:00	576.9	576.9	568.4	568.4	1145.3
12/12/2012 08:00	510.5	510.5	559.5	559.5	1070
12/12/2012 09:00	527.3	527.3	507.2	507.2	1034.5
12/12/2012 10:00	570.6	570.6	403.2	403.2	973.8
12/12/2012 11:00	534.3	534.3	415.6	415.6	949.9
12/12/2012 12:00	546.4	546.4	518.3	518.3	1064.7
12/12/2012 13:00	538.3	538.3	465.7	465.7	1004
12/12/2012 14:00	541	541	370.1	370.1	911.1
12/12/2012 15:00	531	531	385.5	385.5	916.5
12/12/2012 16:00	553	553	512.7	512.7	1065.7
12/12/2012 17:00	519.4	519.4	704.9	704.9	1224.3

	Unit 1 (Part 75 Data)	Unit 1 (Part 60 Data)	Unit 2 (Part 75 Data)	Unit 2 (Part 60 Data)	Units 1&2 Combined
	SO2_LbPerHr	SO2_P60_LbPerHr	SO2_LbPerHr	SO2_P60_LbPerHr	(Part 60 Data)
	1H	1H	1H	1H	
Time	Value	Value	Value	Value	
12/12/2012 18:00	545	545	635.6	635.6	1180.6
12/12/2012 19:00	522.2	522.2	516.6	516.6	1038.8
12/12/2012 20:00	536.3	536.3	500.2	500.2	1036.5
12/12/2012 21:00	491.8	491.8	535.3	535.3	1027.1
12/12/2012 22:00	438.4	438.4	437.6	437.6	876
12/12/2012 23:00	423.3	423.3	334.2	334.2	757.5
12/13/2012 00:00	381	381	352.8	352.8	733.8
12/13/2012 01:00	354.1	354.1	532.7	532.7	886.8
12/13/2012 02:00	390	390	424.9	424.9	814.9
12/13/2012 03:00	392.4	392.4	414.6	414.6	807
12/13/2012 04:00	383.3	383.3	365	365	748.3
12/13/2012 05:00	405.5	405.5	549.4	549.4	954.9
12/13/2012 06:00	453	453	682.4	682.4	1135.4
12/13/2012 07:00	456.4	456.4	595.2	595.2	1051.6
12/13/2012 08:00	436.4	436.4	482.8	482.8	919.2
12/13/2012 09:00	439.4	439.4	611.2	611.2	1050.6
12/13/2012 10:00	404.3	404.3	778.9	778.9	1183.2
12/13/2012 11:00	412.4	412.4	854.4	854.4	1266.8
12/13/2012 12:00	366.5	366.5	923.7	923.7	1290.2
12/13/2012 13:00	404	404	1027.5	1027.5	1431.5
12/13/2012 14:00	320.4	320.4	1100.4	1100.4	1420.8
12/13/2012 15:00	286.2	286.2	879	879	1165.2
12/13/2012 16:00	297.2	297.2	478	478	775.2
12/13/2012 17:00	252.1	252.1	256.8	256.8	508.9
12/13/2012 18:00	255.1	255.1	189.3	189.3	444.4
12/13/2012 19:00	255.7	255.7	225.3	225.3	481
12/13/2012 20:00	222.6	222.6	263.6	263.6	486.2
12/13/2012 21:00	221.1	221.1	283.4	283.4	504.5
12/13/2012 22:00	158.9	158.9	297.5	297.5	456.4
12/13/2012 23:00	204.5	204.5	285.7	285.7	490.2
12/14/2012 00:00	159.6	159.6	370.8	370.8	530.4
12/14/2012 01:00	263.4	263.4	371.3	371.3	634.7
12/14/2012 02:00	297.8	297.8	451.3	451.3	749.1
12/14/2012 03:00	351.6	351.6	469.7	469.7	821.3
12/14/2012 04:00	377.7	377.7	417.8	417.8	795.5
12/14/2012 05:00	482.7	482.7	466.3	466.3	949
12/14/2012 06:00	574.2	574.2	615.9	615.9	1190.1
12/14/2012 07:00	603.1	603.1	562.6	562.6	1165.7
12/14/2012 08:00	625.8	625.8	587.5	587.5	1213.3
12/14/2012 09:00	655.3	655.3	555	555	1210.3
12/14/2012 10:00	718.1	718.1	415.3	415.3	1133.4
12/14/2012 11:00	772.8	772.8	373.4	373.4	1146.2
12/14/2012 12:00	716.5	716.5	437	437	1153.5
12/14/2012 13:00	711.8	711.8	494.8	494.8	1206.6
12/14/2012 14:00	666.3	666.3	451.2	451.2	1117.5
12/14/2012 15:00	1092.6	1092.6	514.3	514.3	1606.9
12/14/2012 16:00	891.2	891.2	657.2	657.2	1548.4
12/14/2012 17:00	1096.4	1096.4	871.6	871.6	1968
12/14/2012 18:00	860	860	750.4	750.4	1610.4
12/14/2012 19:00	657.4	657.4	597.6	597.6	1255
12/14/2012 20:00	667.1	667.1	504.9	504.9	1172
12/14/2012 21:00	597.7	597.7	471.7	471.7	1069.4
12/14/2012 22:00	568.9	568.9	377.9	377.9	946.8
12/14/2012 23:00	678.2	678.2	523.6	523.6	1201.8
12/15/2012 00:00	755	755	737.4	737.4	1492.4
12/15/2012 01:00	631.8	631.8	629.6	629.6	1261.4
12/15/2012 02:00	538.6	538.6	378.4	378.4	917
12/15/2012 03:00	659.4	659.4	399.7	399.7	1059.1
12/15/2012 04:00	629.2	629.2	421.9	421.9	1051.1
12/15/2012 05:00	695.9	695.9	647.9	647.9	1343.8
12/15/2012 06:00	638.1	638.1	514.2	514.2	1152.3
12/15/2012 07:00	710.6	710.6	514.6	514.6	1225.2
12/15/2012 08:00	886.6	886.6	612.5	612.5	1499.1
12/15/2012 09:00	1002.6	1002.6	625.1	625.1	1627.7
12/15/2012 10:00	964.3	964.3	530.5	530.5	1494.8

	Unit 1 (Part 75 Data)	Unit 1 (Part 60 Data)	Unit 2 (Part 75 Data)	Unit 2 (Part 60 Data)	Units 1&2 Combined
	SO2_LbPerHr	SO2_P60_LbPerHr	SO2_LbPerHr	SO2_P60_LbPerHr	(Part 60 Data)
	1H	1H	1H	1H	
Time	Value	Value	Value	Value	
12/15/2012 11:00	748.4	748.4	426.4	426.4	1174.8
12/15/2012 12:00	569.9	569.9	265.4	265.4	835.3
12/15/2012 13:00	374.7	374.7	314.5	314.5	689.2
12/15/2012 14:00	272.5	272.5	517.2	517.2	789.7
12/15/2012 15:00	350.9	350.9	370.5	370.5	721.4
12/15/2012 16:00	421.6	421.6	269.5	269.5	691.1
12/15/2012 17:00	590.6	590.6	809.4	809.4	1400
12/15/2012 18:00	624.7	624.7	833.3	833.3	1458
12/15/2012 19:00	441.1	441.1	419.6	419.6	860.7
12/15/2012 20:00	400.8	400.8	429.3	429.3	830.1
12/15/2012 21:00	427.7	427.7	428.1	428.1	855.8
12/15/2012 22:00	371	371	373.4	373.4	744.4
12/15/2012 23:00	336.6	336.6	419.5	419.5	756.1
12/16/2012 00:00	306.9	306.9	410.6	410.6	717.5
12/16/2012 01:00	343.6	343.6	403.3	403.3	746.9
12/16/2012 02:00	379.5	379.5	397	397	776.5
12/16/2012 03:00	366.2	366.2	393.9	393.9	760.1
12/16/2012 04:00	336.4	336.4	374.5	374.5	710.9
12/16/2012 05:00	320.7	320.7	374.1	374.1	694.8
12/16/2012 06:00	343.1	343.1	409	409	752.1
12/16/2012 07:00	340.3	340.3	389.6	389.6	729.9
12/16/2012 08:00	349.3	349.3	398.3	398.3	747.6
12/16/2012 09:00	468	468	561.3	561.3	1029.3
12/16/2012 10:00	423.1	423.1	421.8	421.8	844.9
12/16/2012 11:00	347.4	347.4	366.9	366.9	714.3
12/16/2012 12:00	372.8	372.8	490.5	490.5	863.3
12/16/2012 13:00	430.2	430.2	572.9	572.9	1003.1
12/16/2012 14:00	400.4	400.4	430	430	830.4
12/16/2012 15:00	433.3	433.3	502.9	502.9	936.2
12/16/2012 16:00	491.4	491.4	647	647	1138.4
12/16/2012 17:00	685.2	685.2	742	742	1427.2
12/16/2012 18:00	597.6	597.6	698.7	698.7	1296.3
12/16/2012 19:00	601.2	601.2	639.9	639.9	1241.1
12/16/2012 20:00	572.8	572.8	532.3	532.3	1105.1
12/16/2012 21:00	529	529	482.9	482.9	1011.9
12/16/2012 22:00	502.7	502.7	434.8	434.8	937.5
12/16/2012 23:00	417.1	417.1	424	424	841.1
12/17/2012 00:00	279.9	279.9	350.7	350.7	630.6
12/17/2012 01:00	226.2	226.2	404.5	404.5	630.7
12/17/2012 02:00	244.5	244.5	465.5	465.5	710
12/17/2012 03:00	263.8	263.8	397.2	397.2	661
12/17/2012 04:00	264	264	346.1	346.1	610.1
12/17/2012 05:00	323.8	323.8	395.2	395.2	719
12/17/2012 06:00	472.8	472.8	553	553	1025.8
12/17/2012 07:00	526.7	526.7	544.6	544.6	1071.3
12/17/2012 08:00	525.3	525.3	450.9	450.9	976.2
12/17/2012 09:00	587.5	587.5	526.5	526.5	1114
12/17/2012 10:00	627.4	627.4	544.8	544.8	1172.2
12/17/2012 11:00	531.7	531.7	449	449	980.7
12/17/2012 12:00	449.5	449.5	507.2	507.2	956.7
12/17/2012 13:00	253.4	253.4	470.2	470.2	723.6
12/17/2012 14:00	230.3	230.3	364.4	364.4	594.7
12/17/2012 15:00	291.1	291.1	418.4	418.4	709.5
12/17/2012 16:00	500.2	500.2	480.8	480.8	981
12/17/2012 17:00	767.8	767.8	474.7	474.7	1242.5
12/17/2012 18:00	687	687	610.4	610.4	1297.4
12/17/2012 19:00	654.8	654.8	511.5	511.5	1166.3
12/17/2012 20:00	596.7	596.7	554.4	554.4	1151.1
12/17/2012 21:00	522.3	522.3	525.9	525.9	1048.2
12/17/2012 22:00	406.4	406.4	414.3	414.3	820.7
12/17/2012 23:00	476.6	476.6	399.1	399.1	875.7
12/18/2012 00:00	387.4	387.4	368.2	368.2	755.6
12/18/2012 01:00	316.6	316.6	398.5	398.5	715.1
12/18/2012 02:00	354	354	445.5	445.5	799.5
12/18/2012 03:00	339.5	339.5	382.1	382.1	721.6

	Unit 1 (Part 75 Data)	Unit 1 (Part 60 Data)	Unit 2 (Part 75 Data)	Unit 2 (Part 60 Data)	Units 1&2 Combined
	SO2_LbPerHr	SO2_P60_LbPerHr	SO2_LbPerHr	SO2_P60_LbPerHr	(Part 60 Data)
	1H	1H	1H	1H	
Time	Value	Value	Value	Value	
12/18/2012 04:00	298.8	298.8	329.7	329.7	628.5
12/18/2012 05:00	341.8	341.8	388.4	388.4	730.2
12/18/2012 06:00	487.1	487.1	593.1	593.1	1080.2
12/18/2012 07:00	509.4	509.4	650.9	650.9	1160.3
12/18/2012 08:00	1411.6	1411.6	470.8	470.8	1882.4
12/18/2012 09:00	368.5	368.5	337.8	337.8	706.3
12/18/2012 10:00	903.1	903.1	357.5	357.5	1260.6
12/18/2012 11:00	556.5	556.5	715.8	715.8	1272.3
12/18/2012 12:00	459.9	459.9	649.3	649.3	1109.2
12/18/2012 13:00	544.8	544.8	566.6	566.6	1111.4
12/18/2012 14:00	581.8	581.8	575.8	575.8	1157.6
12/18/2012 15:00	676	676	691.4	691.4	1367.4
12/18/2012 16:00	604.6	604.6	668	668	1272.6
12/18/2012 17:00	704.3	704.3	923.3	923.3	1627.6
12/18/2012 18:00	806.6	806.6	896.1	896.1	1702.7
12/18/2012 19:00	728.7	728.7	735.5	735.5	1464.2
12/18/2012 20:00	635.1	635.1	720.5	720.5	1355.6
12/18/2012 21:00	724.2	724.2	751.2	751.2	1475.4
12/18/2012 22:00	521.7	521.7	487.5	487.5	1009.2
12/18/2012 23:00	376.1	376.1	375.1	375.1	751.2
12/19/2012 00:00	339.7	339.7	439.8	439.8	779.5
12/19/2012 01:00	340.4	340.4	440.8	440.8	781.2
12/19/2012 02:00	360.3	360.3	416.8	416.8	777.1
12/19/2012 03:00	327.1	327.1	403.6	403.6	730.7
12/19/2012 04:00	452.3	452.3	510	510	962.3
12/19/2012 05:00	470.6	470.6	539.8	539.8	1010.4
12/19/2012 06:00	537.3	537.3	630.6	630.6	1167.9
12/19/2012 07:00	815.5	815.5	839.2	839.2	1654.7
12/19/2012 08:00	658.5	658.5	663.1	663.1	1321.6
12/19/2012 09:00	732.8	732.8	575.1	575.1	1307.9
12/19/2012 10:00	538.1	538.1	12038.7	12038.7	12576.8
12/19/2012 11:00	469.6	469.6	497.5	497.5	967.1
12/19/2012 12:00	586.4	586.4	4473.4	4473.4	5059.8
12/19/2012 13:00	609.1	609.1	686.4	686.4	1295.5
12/19/2012 14:00	514.3	514.3	332	332	846.3
12/19/2012 15:00	497.9	497.9	357.9	357.9	855.8
12/19/2012 16:00	618	618	668.6	668.6	1286.6
12/19/2012 17:00	1059.8	1059.8	1041.5	1041.5	2101.3
12/19/2012 18:00	918.1	918.1	750.1	750.1	1668.2
12/19/2012 19:00	782.3	782.3	722.2	722.2	1504.5
12/19/2012 20:00	709.7	709.7	890.8	890.8	1600.5
12/19/2012 21:00	580.4	580.4	836	836	1416.4
12/19/2012 22:00	584.6	584.6	658.6	658.6	1243.2
12/19/2012 23:00	516.8	516.8	546	546	1062.8
12/20/2012 00:00	357.8	357.8	423.7	423.7	781.5
12/20/2012 01:00	355.5	355.5	430.2	430.2	785.7
12/20/2012 02:00	363.4	363.4	420	420	783.4
12/20/2012 03:00	322.1	322.1	428.9	428.9	751
12/20/2012 04:00	456.3	456.3	532.3	532.3	988.6
12/20/2012 05:00	469.9	469.9	451.8	451.8	921.7
12/20/2012 06:00	566.5	566.5	688.4	688.4	1254.9
12/20/2012 07:00	789.9	789.9	886.4	886.4	1676.3
12/20/2012 08:00	702	702	650.8	650.8	1352.8
12/20/2012 09:00	636	636	6212.7	6212.7	6848.7
12/20/2012 10:00	691.8	691.8	19308.8	19308.8	20000.6
12/20/2012 11:00	743.3	743.3	1726.6	1726.6	2469.9
12/20/2012 12:00	772.3	772.3	11528.7	11528.7	12301
12/20/2012 13:00	695.9	695.9	6416.7	6416.7	7112.6
12/20/2012 14:00	703.5	703.5	4236.4	4236.4	4939.9
12/20/2012 15:00	726.6	726.6	716.8	716.8	1443.4
12/20/2012 16:00	912.5	912.5	871.3	871.3	1783.8
12/20/2012 17:00	875.2	875.2	992.4	992.4	1867.6
12/20/2012 18:00	760.1	760.1	887.5	887.5	1647.6
12/20/2012 19:00	773.9	773.9	865.2	865.2	1639.1
12/20/2012 20:00	729.4	729.4	812	812	1541.4

	Unit 1 (Part 75 Data)	Unit 1 (Part 60 Data)	Unit 2 (Part 75 Data)	Unit 2 (Part 60 Data)	Units 1&2 Combined
	SO2_LbPerHr	SO2_P60_LbPerHr	SO2_LbPerHr	SO2_P60_LbPerHr	(Part 60 Data)
	1H	1H	1H	1H	
Time	Value	Value	Value	Value	
12/20/2012 21:00	764.4	764.4	835.9	835.9	1600.3
12/20/2012 22:00	486.3	486.3	467.3	467.3	953.6
12/20/2012 23:00	567.6	567.6	539.5	539.5	1107.1
12/21/2012 00:00	511.9	511.9	485.2	485.2	997.1
12/21/2012 01:00	527.1	527.1	470.7	470.7	997.8
12/21/2012 02:00	575.6	575.6	574	574	1149.6
12/21/2012 03:00	527.7	527.7	586.1	586.1	1113.8
12/21/2012 04:00	632.6	632.6	645.3	645.3	1277.9
12/21/2012 05:00	601.8	601.8	658.5	658.5	1260.3
12/21/2012 06:00	844.1	844.1	942	942	1786.1
12/21/2012 07:00	838.5	838.5	885.1	885.1	1723.6
12/21/2012 08:00	740.7	740.7	790.8	790.8	1531.5
12/21/2012 09:00	816.8	816.8	868.5	868.5	1685.3
12/21/2012 10:00	930	930	941.5	941.5	1871.5
12/21/2012 11:00	889.4	889.4	870.9	870.9	1760.3
12/21/2012 12:00	769.4	769.4	851.3	851.3	1620.7
12/21/2012 13:00	889.6	889.6	851.1	851.1	1740.7
12/21/2012 14:00	801.9	801.9	879.6	879.6	1681.5
12/21/2012 15:00	865.4	865.4	914.1	914.1	1779.5
12/21/2012 16:00	823.8	823.8	774	774	1597.8
12/21/2012 17:00	854	854	875.8	875.8	1729.8
12/21/2012 18:00	913.9	913.9	1006.6	1006.6	1920.5
12/21/2012 19:00	843.1	843.1	858.8	858.8	1701.9
12/21/2012 20:00	786.7	786.7	840.9	840.9	1627.6
12/21/2012 21:00	877.4	877.4	908.7	908.7	1786.1
12/21/2012 22:00	1411.5	1411.5	946.2	946.2	2357.7
12/21/2012 23:00	2134.5	2134.5	823.8	823.8	2958.3
12/22/2012 00:00	1179.6	1179.6	814.2	814.2	1993.8
12/22/2012 01:00	1072.3	1072.3	804.7	804.7	1877
12/22/2012 02:00	995.2	995.2	656.6	656.6	1651.8
12/22/2012 03:00	955.8	955.8	746	746	1701.8
12/22/2012 04:00	790.6	790.6	617.1	617.1	1407.7
12/22/2012 05:00	704.5	704.5	616	616	1320.5
12/22/2012 06:00	802.8	802.8	759.9	759.9	1562.7
12/22/2012 07:00	842.6	842.6	756.6	756.6	1599.2
12/22/2012 08:00	802.4	802.4	780.1	780.1	1582.5
12/22/2012 09:00	910.9	910.9	756.9	756.9	1667.8
12/22/2012 10:00	767.9	767.9	786.5	786.5	1554.4
12/22/2012 11:00	835.7	835.7	709.2	709.2	1544.9
12/22/2012 12:00	827	827	675.7	675.7	1502.7
12/22/2012 13:00	656.2	656.2	611.6	611.6	1267.8
12/22/2012 14:00	574.6	574.6	682.2	682.2	1256.8
12/22/2012 15:00	591.8	591.8	667.7	667.7	1259.5
12/22/2012 16:00	579.1	579.1	663.3	663.3	1242.4
12/22/2012 17:00	603.3	603.3	917.8	917.8	1521.1
12/22/2012 18:00	778.9	778.9	720.2	720.2	1499.1
12/22/2012 19:00	789.9	789.9	717.4	717.4	1507.3
12/22/2012 20:00	900.9	900.9	823.4	823.4	1724.3
12/22/2012 21:00	850.9	850.9	844.8	844.8	1695.7
12/22/2012 22:00	788.9	788.9	671.1	671.1	1460
12/22/2012 23:00	1332.1	1332.1	742.7	742.7	2074.8
12/23/2012 00:00	1637.7	1637.7	730.2	730.2	2367.9
12/23/2012 01:00	1316.9	1316.9	507.1	507.1	1824
12/23/2012 02:00	1149.4	1149.4	508.4	508.4	1657.8
12/23/2012 03:00	1092.7	1092.7	569.8	569.8	1662.5
12/23/2012 04:00	988.3	988.3	583.2	583.2	1571.5
12/23/2012 05:00	760.2	760.2	427.7	427.7	1187.9
12/23/2012 06:00	651.1	651.1	440.7	440.7	1091.8
12/23/2012 07:00	628	628	306.7	306.7	934.7
12/23/2012 08:00	608.2	608.2	300.4	300.4	908.6
12/23/2012 09:00	614.8	614.8	284.7	284.7	899.5
12/23/2012 10:00	601	601	277.4	277.4	878.4
12/23/2012 11:00	605.6	605.6	314.5	314.5	920.1
12/23/2012 12:00	618.6	618.6	334.1	334.1	952.7
12/23/2012 13:00	614.8	614.8	334.2	334.2	949

	Unit 1 (Part 75 Data)	Unit 1 (Part 60 Data)	Unit 2 (Part 75 Data)	Unit 2 (Part 60 Data)	Units 1&2 Combined
	SO2_LbPerHr	SO2_P60_LbPerHr	SO2_LbPerHr	SO2_P60_LbPerHr	(Part 60 Data)
	1H	1H	1H	1H	
Time	Value	Value	Value	Value	
12/23/2012 14:00	623.9	623.9	357.9	357.9	981.8
12/23/2012 15:00	628.8	628.8	344	344	972.8
12/23/2012 16:00	631.7	631.7	376.1	376.1	1007.8
12/23/2012 17:00	629.5	629.5	594.2	594.2	1223.7
12/23/2012 18:00	737	737	669.4	669.4	1406.4
12/23/2012 19:00	812.2	812.2	691.7	691.7	1503.9
12/23/2012 20:00	890.2	890.2	720.2	720.2	1610.4
12/23/2012 21:00	891.2	891.2	756.9	756.9	1648.1
12/23/2012 22:00	816	816	621.5	621.5	1437.5
12/23/2012 23:00	781.9	781.9	561.2	561.2	1343.1
12/24/2012 00:00	668.8	668.8	410.7	410.7	1079.5
12/24/2012 01:00	641.7	641.7	459.8	459.8	1101.5
12/24/2012 02:00	671.6	671.6	431.6	431.6	1103.2
12/24/2012 03:00	654.2	654.2	368.4	368.4	1022.6
12/24/2012 04:00	681.3	681.3	395.7	395.7	1077
12/24/2012 05:00	788.8	788.8	497.7	497.7	1286.5
12/24/2012 06:00	735.7	735.7	442.6	442.6	1178.3
12/24/2012 07:00	803.4	803.4	476.5	476.5	1279.9
12/24/2012 08:00	791.6	791.6	487.1	487.1	1278.7
12/24/2012 09:00	833.6	833.6	604.4	604.4	1438
12/24/2012 10:00	818.5	818.5	502	502	1320.5
12/24/2012 11:00	825.7	825.7	525.7	525.7	1351.4
12/24/2012 12:00	855.1	855.1	593.1	593.1	1448.2
12/24/2012 13:00	794	794	466.8	466.8	1260.8
12/24/2012 14:00	798.3	798.3	510.6	510.6	1308.9
12/24/2012 15:00	819.5	819.5	500.8	500.8	1320.3
12/24/2012 16:00	839.6	839.6	521.9	521.9	1361.5
12/24/2012 17:00	824.4	824.4	455.3	455.3	1279.7
12/24/2012 18:00	780.1	780.1	467.5	467.5	1247.6
12/24/2012 19:00	783.3	783.3	493	493	1276.3
12/24/2012 20:00	819.4	819.4	490.5	490.5	1309.9
12/24/2012 21:00	797.3	797.3	542.8	542.8	1340.1
12/24/2012 22:00	770	770	390.8	390.8	1160.8
12/24/2012 23:00	639.6	639.6	341.6	341.6	981.2
12/25/2012 00:00	671.4	671.4	449.2	449.2	1120.6
12/25/2012 01:00	660.2	660.2	410	410	1070.2
12/25/2012 02:00	656.4	656.4	400.2	400.2	1056.6
12/25/2012 03:00	674.6	674.6	394.3	394.3	1068.9
12/25/2012 04:00	546.9	546.9	385.2	385.2	932.1
12/25/2012 05:00	484.8	484.8	389.3	389.3	874.1
12/25/2012 06:00	502	502	402.7	402.7	904.7
12/25/2012 07:00	536.4	536.4	436.5	436.5	972.9
12/25/2012 08:00	526.1	526.1	443.2	443.2	969.3
12/25/2012 09:00	603.4	603.4	493.5	493.5	1096.9
12/25/2012 10:00	586.2	586.2	434.2	434.2	1020.4
12/25/2012 11:00	573.9	573.9	453.2	453.2	1027.1
12/25/2012 12:00	530.1	530.1	429.7	429.7	959.8
12/25/2012 13:00	505.7	505.7	339.1	339.1	844.8
12/25/2012 14:00	488.1	488.1	438.5	438.5	926.6
12/25/2012 15:00	503.3	503.3	394.4	394.4	897.7
12/25/2012 16:00	521.2	521.2	432.9	432.9	954.1
12/25/2012 17:00	656.2	656.2	608.4	608.4	1264.6
12/25/2012 18:00	557.1	557.1	415.5	415.5	972.6
12/25/2012 19:00	636.1	636.1	473.1	473.1	1109.2
12/25/2012 20:00	625.4	625.4	547.4	547.4	1172.8
12/25/2012 21:00	560.9	560.9	443.3	443.3	1004.2
12/25/2012 22:00	471.9	471.9	337.2	337.2	809.1
12/25/2012 23:00	532.4	532.4	417.1	417.1	949.5
12/26/2012 00:00	497.2	497.2	445	445	942.2
12/26/2012 01:00	508.1	508.1	399.9	399.9	908
12/26/2012 02:00	511.5	511.5	415.6	415.6	927.1
12/26/2012 03:00	523.7	523.7	409.7	409.7	933.4
12/26/2012 04:00	499.2	499.2	393.3	393.3	892.5
12/26/2012 05:00	540.1	540.1	444.8	444.8	984.9
12/26/2012 06:00	613.7	613.7	520.7	520.7	1134.4

	Unit 1 (Part 75 Data)	Unit 1 (Part 60 Data)	Unit 2 (Part 75 Data)	Unit 2 (Part 60 Data)	Units 1&2 Combined
	SO2_LbPerHr	SO2_P60_LbPerHr	SO2_LbPerHr	SO2_P60_LbPerHr	(Part 60 Data)
	1H	1H	1H	1H	
Time	Value	Value	Value	Value	
12/26/2012 07:00	575.6	575.6	497.8	497.8	1073.4
12/26/2012 08:00	643.8	643.8	536.4	536.4	1180.2
12/26/2012 09:00	559.7	559.7	511.1	511.1	1070.8
12/26/2012 10:00	602.7	602.7	482	482	1084.7
12/26/2012 11:00	639.5	639.5	467.7	467.7	1107.2
12/26/2012 12:00	596.6	596.6	553.9	553.9	1150.5
12/26/2012 13:00	608.5	608.5	509.9	509.9	1118.4
12/26/2012 14:00	634.6	634.6	496	496	1130.6
12/26/2012 15:00	581.1	581.1	439.6	439.6	1020.7
12/26/2012 16:00	632.5	632.5	582.5	582.5	1215
12/26/2012 17:00	843.9	843.9	968.8	968.8	1812.7
12/26/2012 18:00	804.4	804.4	892.5	892.5	1696.9
12/26/2012 19:00	701.5	701.5	726	726	1427.5
12/26/2012 20:00	685.7	685.7	683.5	683.5	1369.2
12/26/2012 21:00	701.6	701.6	662.4	662.4	1364
12/26/2012 22:00	720.2	720.2	644.3	644.3	1364.5
12/26/2012 23:00	627.9	627.9	653.5	653.5	1281.4
12/27/2012 00:00	638.2	638.2	620	620	1258.2
12/27/2012 01:00	617	617	593.8	593.8	1210.8
12/27/2012 02:00	514.2	514.2	589.7	589.7	1103.9
12/27/2012 03:00	608.2	608.2	618.6	618.6	1226.8
12/27/2012 04:00	585.9	585.9	611.8	611.8	1197.7
12/27/2012 05:00	533.7	533.7	585.2	585.2	1118.9
12/27/2012 06:00	643.8	643.8	619.6	619.6	1263.4
12/27/2012 07:00	668.9	668.9	666.8	666.8	1335.7
12/27/2012 08:00	523.7	523.7	720	720	1243.7
12/27/2012 09:00	851.9	851.9	716.2	716.2	1568.1
12/27/2012 10:00	711.6	711.6	680.7	680.7	1392.3
12/27/2012 11:00	784.8	784.8	549.5	549.5	1334.3
12/27/2012 12:00	781.8	781.8	562.9	562.9	1344.7
12/27/2012 13:00	736.3	736.3	576.9	576.9	1313.2
12/27/2012 14:00	710.2	710.2	516.9	516.9	1227.1
12/27/2012 15:00	669.2	669.2	386.5	386.5	1055.7
12/27/2012 16:00	327.2	327.2	407.2	407.2	734.4
12/27/2012 17:00	502.1	502.1	375.2	375.2	877.3
12/27/2012 18:00	392.8	392.8	295.7	295.7	688.5
12/27/2012 19:00	295.4	295.4	266.3	266.3	561.7
12/27/2012 20:00	245.5	245.5	297.3	297.3	542.8
12/27/2012 21:00	191	191	256.8	256.8	447.8
12/27/2012 22:00	109.4	109.4	136.4	136.4	245.8
12/27/2012 23:00	18	18	89.7	89.7	107.7
12/28/2012 00:00	3.3	3.3	80.4	80.4	83.7
12/28/2012 01:00	34.1	34.1	93.1	93.1	127.2
12/28/2012 02:00	187.5	187.5	132.4	132.4	319.9
12/28/2012 03:00	425	425	509.3	509.3	934.3
12/28/2012 04:00	520.9	520.9	769.8	769.8	1290.7
12/28/2012 05:00	534.4	534.4	770.4	770.4	1304.8
12/28/2012 06:00	326.7	326.7	726.1	726.1	1052.8
12/28/2012 07:00	545.7	545.7	754.1	754.1	1299.8
12/28/2012 08:00	456.6	456.6	665.3	665.3	1121.9
12/28/2012 09:00	617	617	866.8	866.8	1483.8
12/28/2012 10:00	572.5	572.5	845	845	1417.5
12/28/2012 11:00	516.6	516.6	609.9	609.9	1126.5
12/28/2012 12:00	616.7	616.7	797.7	797.7	1414.4
12/28/2012 13:00	532.4	532.4	845.9	845.9	1378.3
12/28/2012 14:00	513	513	657.8	657.8	1170.8
12/28/2012 15:00	504.1	504.1	626.3	626.3	1130.4
12/28/2012 16:00	590.8	590.8	865.9	865.9	1456.7
12/28/2012 17:00	577	577	963.3	963.3	1540.3
12/28/2012 18:00	596.5	596.5	947.3	947.3	1543.8
12/28/2012 19:00	634	634	829	829	1463
12/28/2012 20:00	573.5	573.5	839.8	839.8	1413.3
12/28/2012 21:00	548.2	548.2	674.7	674.7	1222.9
12/28/2012 22:00	560.7	560.7	638.1	638.1	1198.8
12/28/2012 23:00	513.7	513.7	730.5	730.5	1244.2

	Unit 1 (Part 75 Data)	Unit 1 (Part 60 Data)	Unit 2 (Part 75 Data)	Unit 2 (Part 60 Data)	Units 1&2 Combined
	SO2_LbPerHr	SO2_P60_LbPerHr	SO2_LbPerHr	SO2_P60_LbPerHr	(Part 60 Data)
	1H	1H	1H	1H	
Time	Value	Value	Value	Value	
12/29/2012 00:00	321.1	321.1	925.4	925.4	1246.5
12/29/2012 01:00	256.4	256.4	740	740	996.4
12/29/2012 02:00	0	0	699.2	699.2	699.2
12/29/2012 03:00	0	0	623.5	623.5	623.5
12/29/2012 04:00	0	0	764.9	764.9	764.9
12/29/2012 05:00	0	0	826	826	826
12/29/2012 06:00	0	0	719.1	719.1	719.1
12/29/2012 07:00	0	0	701.8	701.8	701.8
12/29/2012 08:00	0	0	689.9	689.9	689.9
12/29/2012 09:00	0	0	798.2	798.2	798.2
12/29/2012 10:00	0	0	875.9	875.9	875.9
12/29/2012 11:00	0	0	637.2	637.2	637.2
12/29/2012 12:00	0	0	686.7	686.7	686.7
12/29/2012 13:00	0	0	857.1	857.1	857.1
12/29/2012 14:00	0	0	867.7	867.7	867.7
12/29/2012 15:00	0	0	630.6	630.6	630.6
12/29/2012 16:00	0	0	787.7	787.7	787.7
12/29/2012 17:00	0	0	831	831	831
12/29/2012 18:00	0	0	924.7	924.7	924.7
12/29/2012 19:00	0	0	702.7	702.7	702.7
12/29/2012 20:00	0	0	727.7	727.7	727.7
12/29/2012 21:00	0	0	735.4	735.4	735.4
12/29/2012 22:00	0	0	746.1	746.1	746.1
12/29/2012 23:00	0	0	593.6	593.6	593.6
12/30/2012 00:00	0	0	785.5	785.5	785.5
12/30/2012 01:00	0	0	710.1	710.1	710.1
12/30/2012 02:00	0	0	699.3	699.3	699.3
12/30/2012 03:00	0	0	691.4	691.4	691.4
12/30/2012 04:00	0	0	676.6	676.6	676.6
12/30/2012 05:00	0	0	755.4	755.4	755.4
12/30/2012 06:00	0	0	640.5	640.5	640.5
12/30/2012 07:00	0	0	730.2	730.2	730.2
12/30/2012 08:00	0	0	742.8	742.8	742.8
12/30/2012 09:00	0	0	632.2	632.2	632.2
12/30/2012 10:00	0	0	753.7	753.7	753.7
12/30/2012 11:00	0	0	666.2	666.2	666.2
12/30/2012 12:00	0	0	678.3	678.3	678.3
12/30/2012 13:00	0	0	609.3	609.3	609.3
12/30/2012 14:00	0	0	535.5	535.5	535.5
12/30/2012 15:00	0	0	661.4	661.4	661.4
12/30/2012 16:00	0	0	707.5	707.5	707.5
12/30/2012 17:00	0	0	819.4	819.4	819.4
12/30/2012 18:00	0	0	722.2	722.2	722.2
12/30/2012 19:00	0	0	714.4	714.4	714.4
12/30/2012 20:00	0	0	766.3	766.3	766.3
12/30/2012 21:00	0	0	768.6	768.6	768.6
12/30/2012 22:00	0	0	735.1	735.1	735.1
12/30/2012 23:00	0	0	594.3	594.3	594.3
12/31/2012 00:00	0	0	758.1	758.1	758.1
12/31/2012 01:00	0	0	816.3	816.3	816.3
12/31/2012 02:00	0	0	631.9	631.9	631.9
12/31/2012 03:00	0	0	689	689	689
12/31/2012 04:00	0	0	654.4	654.4	654.4
12/31/2012 05:00	0	0	610.1	610.1	610.1
12/31/2012 06:00	0	0	548.2	548.2	548.2
12/31/2012 07:00	0	0	683.3	683.3	683.3
12/31/2012 08:00	0	0	737.6	737.6	737.6
12/31/2012 09:00	0	0	526.6	526.6	526.6
12/31/2012 10:00	0	0	596.4	596.4	596.4
12/31/2012 11:00	0	0	576.2	576.2	576.2
12/31/2012 12:00	0	0	554.1	554.1	554.1
12/31/2012 13:00	0	0	627.9	627.9	627.9
12/31/2012 14:00	0	0	571.8	571.8	571.8
12/31/2012 15:00	0	0	588.1	588.1	588.1
12/31/2012 16:00	0	0	623.5	623.5	623.5

	Unit 1 (Part 75 Data)	Unit 1 (Part 60 Data)	Unit 2 (Part 75 Data)	Unit 2 (Part 60 Data)	Units 1&2 Combined
	SO2_LbPerHr	SO2_P60_LbPerHr	SO2_LbPerHr	SO2_P60_LbPerHr	(Part 60 Data)
	1H	1H	1H	1H	
Time	Value	Value	Value	Value	
12/31/2012 17:00	0	0	591.7	591.7	591.7
12/31/2012 18:00	0	0	708.6	708.6	708.6
12/31/2012 19:00	0	0	511.7	511.7	511.7
12/31/2012 20:00	0	0	397.9	397.9	397.9
12/31/2012 21:00	0	0	532.9	532.9	532.9
12/31/2012 22:00	0	0	574.7	574.7	574.7
12/31/2012 23:00	0	0	486.5	486.5	486.5
01/01/2013 00:00	0	0	520.4	520.4	520.4
01/01/2013 01:00	0	0	389	389	389
01/01/2013 02:00	0	0	480.7	480.7	480.7
01/01/2013 03:00	0	0	444.4	444.4	444.4
01/01/2013 04:00	0	0	424.9	424.9	424.9
01/01/2013 05:00	0	0	433.6	433.6	433.6
01/01/2013 06:00	0	0	451.4	451.4	451.4
01/01/2013 07:00	0	0	429.6	429.6	429.6
01/01/2013 08:00	0	0	666.1	666.1	666.1
01/01/2013 09:00	0	0	607	607	607
01/01/2013 10:00	0	0	572.8	572.8	572.8
01/01/2013 11:00	0	0	510.1	510.1	510.1
01/01/2013 12:00	0	0	654.6	654.6	654.6
01/01/2013 13:00	19158.9	0	722.1	722.1	722.1
01/01/2013 14:00	0	0	599.2	599.2	599.2
01/01/2013 15:00	0	0	544.1	544.1	544.1
01/01/2013 16:00	0	0	616.4	616.4	616.4
01/01/2013 17:00	0	0	850.1	850.1	850.1
01/01/2013 18:00	0	0	629.8	629.8	629.8
01/01/2013 19:00	2.4	2.4	597	597	599.4
01/01/2013 20:00	17.7	17.7	599.5	599.5	617.2
01/01/2013 21:00	3.4	3.4	521	521	524.4
01/01/2013 22:00	1.7	1.7	639.9	639.9	641.6
01/01/2013 23:00	7.6	7.6	636.5	636.5	644.1
01/02/2013 00:00	14.4	14.4	605.4	605.4	619.8
01/02/2013 01:00	1.7	1.7	600.5	600.5	602.2
01/02/2013 02:00	8.4	8.4	635	635	643.4
01/02/2013 03:00	6.8	6.8	573.8	573.8	580.6
01/02/2013 04:00	0	0	634	634	634
01/02/2013 05:00	1.7	1.7	556	556	557.7
01/02/2013 06:00	2.5	2.5	656.6	656.6	659.1
01/02/2013 07:00	2.5	2.5	775.7	775.7	778.2
01/02/2013 08:00	19061.9	0	686.8	686.8	686.8
01/02/2013 09:00	0	0	562.6	562.6	562.6
01/02/2013 10:00	3	3	645.4	645.4	648.4
01/02/2013 11:00	8.2	8.2	580.9	580.9	589.1
01/02/2013 12:00	0.7	0.7	638.8	638.8	639.5
01/02/2013 13:00	27.9	27.9	570.7	570.7	598.6
01/02/2013 14:00	0	0	513.3	513.3	513.3
01/02/2013 15:00	0	0	849.4	849.4	849.4
01/02/2013 16:00	0	0	713.8	713.8	713.8
01/02/2013 17:00	0	0	557	557	557
01/02/2013 18:00	5.9	5.9	670.8	670.8	676.7
01/02/2013 19:00	6.9	6.9	736.7	736.7	743.6
01/02/2013 20:00	19.2	19.2	668.6	668.6	687.8
01/02/2013 21:00	120.8	120.8	530.3	530.3	651.1
01/02/2013 22:00	73.2	73.2	554.3	554.3	627.5
01/02/2013 23:00	59.2	59.2	621.2	621.2	680.4
01/03/2013 00:00	87.9	87.9	717.2	717.2	805.1
01/03/2013 01:00	125.1	125.1	669.5	669.5	794.6
01/03/2013 02:00	141.7	141.7	589.2	589.2	730.9
01/03/2013 03:00	179.5	179.5	522.2	522.2	701.7
01/03/2013 04:00	240.5	240.5	545.7	545.7	786.2
01/03/2013 05:00	392.3	392.3	658.7	658.7	1051
01/03/2013 06:00	475	475	643.6	643.6	1118.6
01/03/2013 07:00	411.2	411.2	507.6	507.6	918.8
01/03/2013 08:00	443.8	443.8	582.9	582.9	1026.7
01/03/2013 09:00	462.9	462.9	718.5	718.5	1181.4

	Unit 1 (Part 75 Data)	Unit 1 (Part 60 Data)	Unit 2 (Part 75 Data)	Unit 2 (Part 60 Data)	Units 1&2 Combined
	SO2_LbPerHr	SO2_P60_LbPerHr	SO2_LbPerHr	SO2_P60_LbPerHr	(Part 60 Data)
	1H	1H	1H	1H	
Time	Value	Value	Value	Value	
01/03/2013 10:00	251	251	727	727	978
01/03/2013 11:00	78.3	78.3	415.6	415.6	493.9
01/03/2013 12:00	47.1	47.1	385.4	385.4	432.5
01/03/2013 13:00	107.6	107.6	601.3	601.3	708.9
01/03/2013 14:00	175.2	175.2	556.5	556.5	731.7
01/03/2013 15:00	378	378	577.2	577.2	955.2
01/03/2013 16:00	464.1	464.1	691.8	691.8	1155.9
01/03/2013 17:00	497.9	497.9	874.5	874.5	1372.4
01/03/2013 18:00	475.8	475.8	804	804	1279.8
01/03/2013 19:00	517.9	517.9	730.3	730.3	1248.2
01/03/2013 20:00	433.7	433.7	531	531	964.7
01/03/2013 21:00	448	448	451.6	451.6	899.6
01/03/2013 22:00	416.7	416.7	582.2	582.2	998.9
01/03/2013 23:00	398.9	398.9	654.8	654.8	1053.7
01/04/2013 00:00	368.3	368.3	477.2	477.2	845.5
01/04/2013 01:00	402.6	402.6	661.4	661.4	1064
01/04/2013 02:00	400	400	548.3	548.3	948.3
01/04/2013 03:00	416.6	416.6	518.5	518.5	935.1
01/04/2013 04:00	406.9	406.9	574	574	980.9
01/04/2013 05:00	376.3	376.3	495.9	495.9	872.2
01/04/2013 06:00	472.3	472.3	795.1	795.1	1267.4
01/04/2013 07:00	424	424	601	601	1025
01/04/2013 08:00	378.1	378.1	399.6	399.6	777.7
01/04/2013 09:00	461.4	461.4	533.6	533.6	995
01/04/2013 10:00	426.7	426.7	686.8	686.8	1113.5
01/04/2013 11:00	426.5	426.5	636.1	636.1	1062.6
01/04/2013 12:00	428.4	428.4	560.8	560.8	989.2
01/04/2013 13:00	383	383	409.3	409.3	792.3
01/04/2013 14:00	358.8	358.8	591.9	591.9	950.7
01/04/2013 15:00	380.6	380.6	560.9	560.9	941.5
01/04/2013 16:00	404.8	404.8	611.8	611.8	1016.6
01/04/2013 17:00	394.6	394.6	776.8	776.8	1171.4
01/04/2013 18:00	330.3	330.3	490.6	490.6	820.9
01/04/2013 19:00	311.5	311.5	149.9	149.9	461.4
01/04/2013 20:00	362.6	362.6	126.3	126.3	488.9
01/04/2013 21:00	436.9	436.9	187.9	187.9	624.8
01/04/2013 22:00	414.1	414.1	521.2	521.2	935.3
01/04/2013 23:00	433.2	433.2	455.3	455.3	888.5
01/05/2013 00:00	468.1	468.1	457.1	457.1	925.2
01/05/2013 01:00	500.5	500.5	646.7	646.7	1147.2
01/05/2013 02:00	435.4	435.4	609.7	609.7	1045.1
01/05/2013 03:00	474.8	474.8	609	609	1083.8
01/05/2013 04:00	466.1	466.1	633.6	633.6	1099.7
01/05/2013 05:00	490.3	490.3	646	646	1136.3
01/05/2013 06:00	516.2	516.2	632	632	1148.2
01/05/2013 07:00	552	552	641.3	641.3	1193.3
01/05/2013 08:00	494.8	494.8	630	630	1124.8
01/05/2013 09:00	553.5	553.5	635.1	635.1	1188.6
01/05/2013 10:00	394	394	657.2	657.2	1051.2
01/05/2013 11:00	512.3	512.3	644.6	644.6	1156.9
01/05/2013 12:00	419.6	419.6	593.5	593.5	1013.1
01/05/2013 13:00	391.4	391.4	510.4	510.4	901.8
01/05/2013 14:00	396	396	544.8	544.8	940.8
01/05/2013 15:00	427	427	661	661	1088
01/05/2013 16:00	452.4	452.4	694.7	694.7	1147.1
01/05/2013 17:00	567	567	639.3	639.3	1206.3
01/05/2013 18:00	479.3	479.3	554.7	554.7	1034
01/05/2013 19:00	487.6	487.6	644.7	644.7	1132.3
01/05/2013 20:00	507.2	507.2	669	669	1176.2
01/05/2013 21:00	400.5	400.5	532.8	532.8	933.3
01/05/2013 22:00	401.6	401.6	523.6	523.6	925.2
01/05/2013 23:00	318.6	318.6	434.2	434.2	752.8
01/06/2013 00:00	361.4	361.4	590.3	590.3	951.7
01/06/2013 01:00	403.1	403.1	514.9	514.9	918
01/06/2013 02:00	336.3	336.3	458	458	794.3

	Unit 1 (Part 75 Data)	Unit 1 (Part 60 Data)	Unit 2 (Part 75 Data)	Unit 2 (Part 60 Data)	Units 1&2 Combined
	SO2_LbPerHr	SO2_P60_LbPerHr	SO2_LbPerHr	SO2_P60_LbPerHr	(Part 60 Data)
	1H	1H	1H	1H	
Time	Value	Value	Value	Value	
01/06/2013 03:00	387.5	387.5	569.5	569.5	957
01/06/2013 04:00	395.1	395.1	624.5	624.5	1019.6
01/06/2013 05:00	379.7	379.7	437.7	437.7	817.4
01/06/2013 06:00	407.3	407.3	595.7	595.7	1003
01/06/2013 07:00	398	398	500.9	500.9	898.9
01/06/2013 08:00	395.3	395.3	642.8	642.8	1038.1
01/06/2013 09:00	426.3	426.3	572	572	998.3
01/06/2013 10:00	395.6	395.6	524	524	919.6
01/06/2013 11:00	450.1	450.1	616.7	616.7	1066.8
01/06/2013 12:00	387.9	387.9	567.3	567.3	955.2
01/06/2013 13:00	408.1	408.1	496.7	496.7	904.8
01/06/2013 14:00	333.3	333.3	503.6	503.6	836.9
01/06/2013 15:00	410.9	410.9	574.1	574.1	985
01/06/2013 16:00	415.9	415.9	639.7	639.7	1055.6
01/06/2013 17:00	519.6	519.6	876.3	876.3	1395.9
01/06/2013 18:00	542	542	940	940	1482
01/06/2013 19:00	463.6	463.6	568.4	568.4	1032
01/06/2013 20:00	507	507	561.6	561.6	1068.6
01/06/2013 21:00	393.2	393.2	502.7	502.7	895.9
01/06/2013 22:00	427.8	427.8	530.3	530.3	958.1
01/06/2013 23:00	398.6	398.6	689.8	689.8	1088.4
01/07/2013 00:00	271.8	271.8	473.3	473.3	745.1
01/07/2013 01:00	164.4	164.4	527.4	527.4	691.8
01/07/2013 02:00	129.5	129.5	537.8	537.8	667.3
01/07/2013 03:00	144.1	144.1	511.4	511.4	655.5
01/07/2013 04:00	129.3	129.3	497.8	497.8	627.1
01/07/2013 05:00	181.6	181.6	634.3	634.3	815.9
01/07/2013 06:00	358.3	358.3	891	891	1249.3
01/07/2013 07:00	277.6	277.6	802	802	1079.6
01/07/2013 08:00	289.8	289.8	601	601	890.8
01/07/2013 09:00	347.4	347.4	388.7	388.7	736.1
01/07/2013 10:00	554.6	554.6	552.8	552.8	1107.4
01/07/2013 11:00	409.3	409.3	744.4	744.4	1153.7
01/07/2013 12:00	416.5	416.5	523.6	523.6	940.1
01/07/2013 13:00	370.9	370.9	480.5	480.5	851.4
01/07/2013 14:00	357.6	357.6	452.1	452.1	809.7
01/07/2013 15:00	352.8	352.8	516.2	516.2	869
01/07/2013 16:00	408.4	408.4	583.1	583.1	991.5
01/07/2013 17:00	483.7	483.7	705.9	705.9	1189.6
01/07/2013 18:00	458.1	458.1	750.6	750.6	1208.7
01/07/2013 19:00	519.6	519.6	548.3	548.3	1067.9
01/07/2013 20:00	461.5	461.5	591.9	591.9	1053.4
01/07/2013 21:00	465.3	465.3	599	599	1064.3
01/07/2013 22:00	442.5	442.5	635.8	635.8	1078.3
01/07/2013 23:00	416	416	597.5	597.5	1013.5
01/08/2013 00:00	432	432	557.8	557.8	989.8
01/08/2013 01:00	412.8	412.8	646.2	646.2	1059
01/08/2013 02:00	430.4	430.4	580.5	580.5	1010.9
01/08/2013 03:00	456	456	605.4	605.4	1061.4
01/08/2013 04:00	421.4	421.4	620.3	620.3	1041.7
01/08/2013 05:00	475.1	475.1	642.5	642.5	1117.6
01/08/2013 06:00	455.1	455.1	651.9	651.9	1107
01/08/2013 07:00	512	512	613.9	613.9	1125.9
01/08/2013 08:00	456.9	456.9	562.9	562.9	1019.8
01/08/2013 09:00	505.9	505.9	793.6	793.6	1299.5
01/08/2013 10:00	451	451	637.4	637.4	1088.4
01/08/2013 11:00	480.3	480.3	523.7	523.7	1004
01/08/2013 12:00	410.2	410.2	530.4	530.4	940.6
01/08/2013 13:00	408.2	408.2	678.9	678.9	1087.1
01/08/2013 14:00	401.4	401.4	577.1	577.1	978.5
01/08/2013 15:00	396.2	396.2	561.6	561.6	957.8
01/08/2013 16:00	456	456	672.8	672.8	1128.8
01/08/2013 17:00	467.8	467.8	751	751	1218.8
01/08/2013 18:00	533.5	533.5	918.6	918.6	1452.1
01/08/2013 19:00	550.5	550.5	725.8	725.8	1276.3

	Unit 1 (Part 75 Data)	Unit 1 (Part 60 Data)	Unit 2 (Part 75 Data)	Unit 2 (Part 60 Data)	Units 1&2 Combined
	SO2_LbPerHr	SO2_P60_LbPerHr	SO2_LbPerHr	SO2_P60_LbPerHr	(Part 60 Data)
	1H	1H	1H	1H	
Time	Value	Value	Value	Value	
01/08/2013 20:00	496.5	496.5	625.8	625.8	1122.3
01/08/2013 21:00	433.8	433.8	501.3	501.3	935.1
01/08/2013 22:00	434	434	578.6	578.6	1012.6
01/08/2013 23:00	357.3	357.3	530.1	530.1	887.4
01/09/2013 00:00	365.8	365.8	511.6	511.6	877.4
01/09/2013 01:00	400.8	400.8	601.8	601.8	1002.6
01/09/2013 02:00	349.8	349.8	408.4	408.4	758.2
01/09/2013 03:00	406.6	406.6	562.1	562.1	968.7
01/09/2013 04:00	372.3	372.3	457.2	457.2	829.5
01/09/2013 05:00	403	403	541	541	944
01/09/2013 06:00	428	428	598.3	598.3	1026.3
01/09/2013 07:00	527.8	527.8	540.7	540.7	1068.5
01/09/2013 08:00	435.1	435.1	657.4	657.4	1092.5
01/09/2013 09:00	532	532	671.9	671.9	1203.9
01/09/2013 10:00	486.8	486.8	619.3	619.3	1106.1
01/09/2013 11:00	502.3	502.3	529.4	529.4	1031.7
01/09/2013 12:00	514.1	514.1	537.6	537.6	1051.7
01/09/2013 13:00	492.8	492.8	485.5	485.5	978.3
01/09/2013 14:00	514.2	514.2	556.6	556.6	1070.8
01/09/2013 15:00	499.3	499.3	437.2	437.2	936.5
01/09/2013 16:00	489.9	489.9	605.2	605.2	1095.1
01/09/2013 17:00	599	599	710.1	710.1	1309.1
01/09/2013 18:00	531.4	531.4	653	653	1184.4
01/09/2013 19:00	454.3	454.3	497.4	497.4	951.7
01/09/2013 20:00	454.7	454.7	624.8	624.8	1079.5
01/09/2013 21:00	444.1	444.1	549.1	549.1	993.2
01/09/2013 22:00	406.4	406.4	384.1	384.1	790.5
01/09/2013 23:00	323.1	323.1	497.9	497.9	821
01/10/2013 00:00	315.1	315.1	470	470	785.1
01/10/2013 01:00	241.8	241.8	499.6	499.6	741.4
01/10/2013 02:00	233.4	233.4	454.9	454.9	688.3
01/10/2013 03:00	260.8	260.8	505.6	505.6	766.4
01/10/2013 04:00	373.3	373.3	521.9	521.9	895.2
01/10/2013 05:00	373.8	373.8	522.4	522.4	896.2
01/10/2013 06:00	499.3	499.3	736.4	736.4	1235.7
01/10/2013 07:00	538.7	538.7	675.6	675.6	1214.3
01/10/2013 08:00	491	491	593.3	593.3	1084.3
01/10/2013 09:00	440.3	440.3	560.6	560.6	1000.9
01/10/2013 10:00	493.6	493.6	621.5	621.5	1115.1
01/10/2013 11:00	597.5	597.5	648.7	648.7	1246.2
01/10/2013 12:00	583	583	582.3	582.3	1165.3
01/10/2013 13:00	561.4	561.4	475.9	475.9	1037.3
01/10/2013 14:00	546.5	546.5	532.1	532.1	1078.6
01/10/2013 15:00	447.2	447.2	549.6	549.6	996.8
01/10/2013 16:00	508.6	508.6	622.3	622.3	1130.9
01/10/2013 17:00	590.5	590.5	774.6	774.6	1365.1
01/10/2013 18:00	518.1	518.1	685.6	685.6	1203.7
01/10/2013 19:00	555.1	555.1	614.3	614.3	1169.4
01/10/2013 20:00	474.3	474.3	579.4	579.4	1053.7
01/10/2013 21:00	467.8	467.8	517	517	984.8
01/10/2013 22:00	355.8	355.8	417.1	417.1	772.9
01/10/2013 23:00	378.3	378.3	516.5	516.5	894.8
01/11/2013 00:00	335.1	335.1	499	499	834.1
01/11/2013 01:00	338.5	338.5	347.5	347.5	686
01/11/2013 02:00	335	335	226.9	226.9	561.9
01/11/2013 03:00	379.1	379.1	0	0	379.1
01/11/2013 04:00	341.6	341.6	0	0	341.6
01/11/2013 05:00	343.4	343.4	0	0	343.4
01/11/2013 06:00	465	465	0	0	465
01/11/2013 07:00	442.6	442.6	0	0	442.6
01/11/2013 08:00	532.8	532.8	0	0	532.8
01/11/2013 09:00	465.1	465.1	0	0	465.1
01/11/2013 10:00	563.5	563.5	0	0	563.5
01/11/2013 11:00	492.2	492.2	0	0	492.2
01/11/2013 12:00	464.4	464.4	0	0	464.4

	Unit 1 (Part 75 Data)	Unit 1 (Part 60 Data)	Unit 2 (Part 75 Data)	Unit 2 (Part 60 Data)	Units 1&2 Combined
	SO2_LbPerHr	SO2_P60_LbPerHr	SO2_LbPerHr	SO2_P60_LbPerHr	(Part 60 Data)
	1H	1H	1H	1H	
Time	Value	Value	Value	Value	
01/11/2013 13:00	517.5	517.5	0	0	517.5
01/11/2013 14:00	436.6	436.6	0	0	436.6
01/11/2013 15:00	502.2	502.2	0	0	502.2
01/11/2013 16:00	483.6	483.6	0	0	483.6
01/11/2013 17:00	416.2	416.2	0	0	416.2
01/11/2013 18:00	497.9	497.9	0	0	497.9
01/11/2013 19:00	471	471	0	0	471
01/11/2013 20:00	324.8	324.8	0	0	324.8
01/11/2013 21:00	438.3	438.3	0	0	438.3
01/11/2013 22:00	308.6	308.6	0	0	308.6
01/11/2013 23:00	356.1	356.1	0	0	356.1
01/12/2013 00:00	332.3	332.3	0	0	332.3
01/12/2013 01:00	362.7	362.7	0	0	362.7
01/12/2013 02:00	366.8	366.8	0	0	366.8
01/12/2013 03:00	344.6	344.6	0	0	344.6
01/12/2013 04:00	379	379	0	0	379
01/12/2013 05:00	310.8	310.8	0	0	310.8
01/12/2013 06:00	366.7	366.7	0	0	366.7
01/12/2013 07:00	368.8	368.8	0	0	368.8
01/12/2013 08:00	422.4	422.4	0	0	422.4
01/12/2013 09:00	453.3	453.3	0	0	453.3
01/12/2013 10:00	445.5	445.5	0	0	445.5
01/12/2013 11:00	456.8	456.8	0	0	456.8
01/12/2013 12:00	443.4	443.4	0	0	443.4
01/12/2013 13:00	379.5	379.5	0	0	379.5
01/12/2013 14:00	371.7	371.7	0	0	371.7
01/12/2013 15:00	324.6	324.6	0	0	324.6
01/12/2013 16:00	430.4	430.4	0	0	430.4
01/12/2013 17:00	482	482	0	0	482
01/12/2013 18:00	408.1	408.1	0	0	408.1
01/12/2013 19:00	424.3	424.3	0	0	424.3
01/12/2013 20:00	388.2	388.2	0	0	388.2
01/12/2013 21:00	408.9	408.9	0	0	408.9
01/12/2013 22:00	312.5	312.5	0	0	312.5
01/12/2013 23:00	357.9	357.9	0	0	357.9
01/13/2013 00:00	310.2	310.2	0	0	310.2
01/13/2013 01:00	162.1	162.1	0	0	162.1
01/13/2013 02:00	358	358	0	0	358
01/13/2013 03:00	222.1	222.1	0	0	222.1
01/13/2013 04:00	225.5	225.5	0	0	225.5
01/13/2013 05:00	279.7	279.7	0	0	279.7
01/13/2013 06:00	352.1	352.1	0	0	352.1
01/13/2013 07:00	353	353	0	0	353
01/13/2013 08:00	377.9	377.9	0	0	377.9
01/13/2013 09:00	390.2	390.2	0	0	390.2
01/13/2013 10:00	364.7	364.7	0	0	364.7
01/13/2013 11:00	422.3	422.3	0	0	422.3
01/13/2013 12:00	402.7	402.7	0	0	402.7
01/13/2013 13:00	413.5	413.5	0	0	413.5
01/13/2013 14:00	490.6	490.6	0	0	490.6
01/13/2013 15:00	372.8	372.8	0	0	372.8
01/13/2013 16:00	450.8	450.8	0	0	450.8
01/13/2013 17:00	500.2	500.2	0	0	500.2
01/13/2013 18:00	524.1	524.1	0	0	524.1
01/13/2013 19:00	469.3	469.3	0	0	469.3
01/13/2013 20:00	481.1	481.1	0	0	481.1
01/13/2013 21:00	369.2	369.2	0	0	369.2
01/13/2013 22:00	433.6	433.6	0	0	433.6
01/13/2013 23:00	304.4	304.4	0	0	304.4
01/14/2013 00:00	287.3	287.3	0	0	287.3
01/14/2013 01:00	129.7	129.7	0	0	129.7
01/14/2013 02:00	133.5	133.5	0	0	133.5
01/14/2013 03:00	141.3	141.3	0	0	141.3
01/14/2013 04:00	138.5	138.5	0	0	138.5
01/14/2013 05:00	143.3	143.3	0	0	143.3

	Unit 1 (Part 75 Data)	Unit 1 (Part 60 Data)	Unit 2 (Part 75 Data)	Unit 2 (Part 60 Data)	Units 1&2 Combined
	SO2_LbPerHr	SO2_P60_LbPerHr	SO2_LbPerHr	SO2_P60_LbPerHr	(Part 60 Data)
	1H	1H	1H	1H	
Time	Value	Value	Value	Value	
01/14/2013 06:00	427.7	427.7	0	0	427.7
01/14/2013 07:00	479	479	0	0	479
01/14/2013 08:00	477.5	477.5	0	0	477.5
01/14/2013 09:00	417.2	417.2	0	0	417.2
01/14/2013 10:00	512	512	0	0	512
01/14/2013 11:00	543.2	543.2	0	0	543.2
01/14/2013 12:00	493.8	493.8	0	0	493.8
01/14/2013 13:00	513.9	513.9	0	0	513.9
01/14/2013 14:00	438.7	438.7	0	0	438.7
01/14/2013 15:00	461.3	461.3	0	0	461.3
01/14/2013 16:00	448.6	448.6	0	0	448.6
01/14/2013 17:00	504.4	504.4	0	0	504.4
01/14/2013 18:00	486.5	486.5	0	0	486.5
01/14/2013 19:00	519.6	519.6	0	0	519.6
01/14/2013 20:00	575.6	575.6	0	0	575.6
01/14/2013 21:00	386.9	386.9	0	0	386.9
01/14/2013 22:00	487.4	487.4	0	0	487.4
01/14/2013 23:00	346.4	346.4	0	0	346.4
01/15/2013 00:00	390	390	0	0	390
01/15/2013 01:00	351.8	351.8	0	0	351.8
01/15/2013 02:00	385.3	385.3	0	0	385.3
01/15/2013 03:00	372	372	0	0	372
01/15/2013 04:00	374.9	374.9	0	0	374.9
01/15/2013 05:00	426.7	426.7	0	0	426.7
01/15/2013 06:00	464.7	464.7	0	0	464.7
01/15/2013 07:00	526.5	526.5	0	0	526.5
01/15/2013 08:00	506.3	506.3	0	0	506.3
01/15/2013 09:00	542.9	542.9	0	0	542.9
01/15/2013 10:00	582.6	582.6	0	0	582.6
01/15/2013 11:00	511.7	511.7	0	0	511.7
01/15/2013 12:00	560.6	560.6	0	0	560.6
01/15/2013 13:00	497.9	497.9	0	0	497.9
01/15/2013 14:00	484.3	484.3	0	0	484.3
01/15/2013 15:00	535.8	535.8	0	0	535.8
01/15/2013 16:00	451.1	451.1	0	0	451.1
01/15/2013 17:00	504.7	504.7	0	0	504.7
01/15/2013 18:00	571.9	571.9	0	0	571.9
01/15/2013 19:00	478.6	478.6	0	0	478.6
01/15/2013 20:00	460.2	460.2	0	0	460.2
01/15/2013 21:00	479.2	479.2	0	0	479.2
01/15/2013 22:00	387.5	387.5	0	0	387.5
01/15/2013 23:00	451.8	451.8	0	0	451.8
01/16/2013 00:00	377.4	377.4	0	0	377.4
01/16/2013 01:00	349.9	349.9	0	0	349.9
01/16/2013 02:00	404.3	404.3	0	0	404.3
01/16/2013 03:00	366.5	366.5	0	0	366.5
01/16/2013 04:00	386.5	386.5	0	0	386.5
01/16/2013 05:00	391.3	391.3	0	0	391.3
01/16/2013 06:00	476.5	476.5	0	0	476.5
01/16/2013 07:00	398.4	398.4	0	0	398.4
01/16/2013 08:00	486.9	486.9	0	0	486.9
01/16/2013 09:00	369.1	369.1	0	0	369.1
01/16/2013 10:00	456.6	456.6	0	0	456.6
01/16/2013 11:00	424.2	424.2	0	0	424.2
01/16/2013 12:00	402.1	402.1	0	0	402.1
01/16/2013 13:00	334.2	334.2	0	0	334.2
01/16/2013 14:00	354.8	354.8	0	0	354.8
01/16/2013 15:00	388.4	388.4	0	0	388.4
01/16/2013 16:00	392.6	392.6	0	0	392.6
01/16/2013 17:00	415.6	415.6	0	0	415.6
01/16/2013 18:00	476.2	476.2	0	0	476.2
01/16/2013 19:00	427	427	0	0	427
01/16/2013 20:00	434.8	434.8	0	0	434.8
01/16/2013 21:00	379.9	379.9	0	0	379.9
01/16/2013 22:00	316.6	316.6	0.8	0.8	317.4

	Unit 1 (Part 75 Data)	Unit 1 (Part 60 Data)	Unit 2 (Part 75 Data)	Unit 2 (Part 60 Data)	Units 1&2 Combined
	SO2_LbPerHr	SO2_P60_LbPerHr	SO2_LbPerHr	SO2_P60_LbPerHr	(Part 60 Data)
	1H	1H	1H	1H	
Time	Value	Value	Value	Value	
01/16/2013 23:00	233.2	233.2	15.3	15.3	248.5
01/17/2013 00:00	259.2	259.2	12.8	12.8	272
01/17/2013 01:00	219.7	219.7	8.6	8.6	228.3
01/17/2013 02:00	222.3	222.3	8.6	8.6	230.9
01/17/2013 03:00	237.4	237.4	23.4	23.4	260.8
01/17/2013 04:00	264.9	264.9	1.7	1.7	266.6
01/17/2013 05:00	296.9	296.9	0	0	296.9
01/17/2013 06:00	417.5	417.5	0	0	417.5
01/17/2013 07:00	481.4	481.4	3	3	484.4
01/17/2013 08:00	433.9	433.9	3	3	436.9
01/17/2013 09:00	492.2	492.2	5.7	5.7	497.9
01/17/2013 10:00	381.7	381.7	63.3	63.3	445
01/17/2013 11:00	454.6	454.6	287.3	287.3	741.9
01/17/2013 12:00	426.6	426.6	716.9	716.9	1143.5
01/17/2013 13:00	417.8	417.8	507.2	507.2	925
01/17/2013 14:00	403.6	403.6	568	568	971.6
01/17/2013 15:00	416.7	416.7	581.4	581.4	998.1
01/17/2013 16:00	487	487	475.3	475.3	962.3
01/17/2013 17:00	352.9	352.9	418.2	418.2	771.1
01/17/2013 18:00	494.5	494.5	624.3	624.3	1118.8
01/17/2013 19:00	420.9	420.9	634.5	634.5	1055.4
01/17/2013 20:00	444.8	444.8	550.4	550.4	995.2
01/17/2013 21:00	415.9	415.9	457.3	457.3	873.2
01/17/2013 22:00	398.5	398.5	437.5	437.5	836
01/17/2013 23:00	366.7	366.7	530.7	530.7	897.4
01/18/2013 00:00	387.1	387.1	520.6	520.6	907.7
01/18/2013 01:00	376.2	376.2	460.1	460.1	836.3
01/18/2013 02:00	411.5	411.5	475.3	475.3	886.8
01/18/2013 03:00	397.1	397.1	520.7	520.7	917.8
01/18/2013 04:00	431.6	431.6	500.7	500.7	932.3
01/18/2013 05:00	426.5	426.5	465.1	465.1	891.6
01/18/2013 06:00	515.2	515.2	608.8	608.8	1124
01/18/2013 07:00	505.6	505.6	602	602	1107.6
01/18/2013 08:00	387.3	387.3	509.8	509.8	897.1
01/18/2013 09:00	519.9	519.9	530.3	530.3	1050.2
01/18/2013 10:00	443.5	443.5	528.9	528.9	972.4
01/18/2013 11:00	487	487	708.1	708.1	1195.1
01/18/2013 12:00	370.6	370.6	653.3	653.3	1023.9
01/18/2013 13:00	433.2	433.2	352	352	785.2
01/18/2013 14:00	399.7	399.7	357.9	357.9	757.6
01/18/2013 15:00	412.9	412.9	439.3	439.3	852.2
01/18/2013 16:00	442.4	442.4	519.4	519.4	961.8
01/18/2013 17:00	433.3	433.3	691.5	691.5	1124.8
01/18/2013 18:00	480.2	480.2	593.2	593.2	1073.4
01/18/2013 19:00	423.1	423.1	475.4	475.4	898.5
01/18/2013 20:00	421.2	421.2	426.5	426.5	847.7
01/18/2013 21:00	395.4	395.4	424.4	424.4	819.8
01/18/2013 22:00	375.5	375.5	397.2	397.2	772.7
01/18/2013 23:00	384.2	384.2	427.6	427.6	811.8
01/19/2013 00:00	428.7	428.7	393	393	821.7
01/19/2013 01:00	396.1	396.1	473.4	473.4	869.5
01/19/2013 02:00	382.6	382.6	570.3	570.3	952.9
01/19/2013 03:00	398.2	398.2	484.1	484.1	882.3
01/19/2013 04:00	377.8	377.8	412.9	412.9	790.7
01/19/2013 05:00	454.9	454.9	500.8	500.8	955.7
01/19/2013 06:00	410.5	410.5	603.6	603.6	1014.1
01/19/2013 07:00	456.5	456.5	589.3	589.3	1045.8
01/19/2013 08:00	376.8	376.8	427.2	427.2	804
01/19/2013 09:00	451	451	441.3	441.3	892.3
01/19/2013 10:00	408.9	408.9	605	605	1013.9
01/19/2013 11:00	371.3	371.3	481.6	481.6	852.9
01/19/2013 12:00	337.3	337.3	323.6	323.6	660.9
01/19/2013 13:00	291.4	291.4	373.5	373.5	664.9
01/19/2013 14:00	280.7	280.7	608.9	608.9	889.6
01/19/2013 15:00	277.9	277.9	360.3	360.3	638.2

	Unit 1 (Part 75 Data)	Unit 1 (Part 60 Data)	Unit 2 (Part 75 Data)	Unit 2 (Part 60 Data)	Units 1&2 Combined
	SO2_LbPerHr	SO2_P60_LbPerHr	SO2_LbPerHr	SO2_P60_LbPerHr	(Part 60 Data)
	1H	1H	1H	1H	
Time	Value	Value	Value	Value	
01/19/2013 16:00	266.1	266.1	407	407	673.1
01/19/2013 17:00	312.5	312.5	604.1	604.1	916.6
01/19/2013 18:00	362.4	362.4	599.6	599.6	962
01/19/2013 19:00	385.1	385.1	404.6	404.6	789.7
01/19/2013 20:00	394.9	394.9	338.5	338.5	733.4
01/19/2013 21:00	462.7	462.7	403.9	403.9	866.6
01/19/2013 22:00	337.7	337.7	525.6	525.6	863.3
01/19/2013 23:00	365.9	365.9	508.4	508.4	874.3
01/20/2013 00:00	286.3	286.3	306	306	592.3
01/20/2013 01:00	270.7	270.7	371.4	371.4	642.1
01/20/2013 02:00	276.5	276.5	475.8	475.8	752.3
01/20/2013 03:00	280.6	280.6	396.8	396.8	677.4
01/20/2013 04:00	270.5	270.5	371.5	371.5	642
01/20/2013 05:00	279.5	279.5	396.7	396.7	676.2
01/20/2013 06:00	283.7	283.7	426.7	426.7	710.4
01/20/2013 07:00	310.8	310.8	461.3	461.3	772.1
01/20/2013 08:00	290.7	290.7	443.8	443.8	734.5
01/20/2013 09:00	318.3	318.3	408.1	408.1	726.4
01/20/2013 10:00	316.3	316.3	502.4	502.4	818.7
01/20/2013 11:00	254.6	254.6	383.6	383.6	638.2
01/20/2013 12:00	298.9	298.9	399.7	399.7	698.6
01/20/2013 13:00	291.8	291.8	537.6	537.6	829.4
01/20/2013 14:00	263	263	442.1	442.1	705.1
01/20/2013 15:00	284.5	284.5	402.9	402.9	687.4
01/20/2013 16:00	291.3	291.3	464.1	464.1	755.4
01/20/2013 17:00	284	284	535.8	535.8	819.8
01/20/2013 18:00	287.8	287.8	675.5	675.5	963.3
01/20/2013 19:00	270.9	270.9	538	538	808.9
01/20/2013 20:00	278.2	278.2	468.9	468.9	747.1
01/20/2013 21:00	282.1	282.1	475.1	475.1	757.2
01/20/2013 22:00	391.7	391.7	536.1	536.1	927.8
01/20/2013 23:00	382	382	922	922	1304
01/21/2013 00:00	282.2	282.2	581	581	863.2
01/21/2013 01:00	477.9	477.9	561.4	561.4	1039.3
01/21/2013 02:00	414.2	414.2	542.6	542.6	956.8
01/21/2013 03:00	490.7	490.7	528.4	528.4	1019.1
01/21/2013 04:00	374.5	374.5	463	463	837.5
01/21/2013 05:00	472.4	472.4	481.6	481.6	954
01/21/2013 06:00	501.6	501.6	554.4	554.4	1056
01/21/2013 07:00	540.6	540.6	580.1	580.1	1120.7
01/21/2013 08:00	508.5	508.5	545.6	545.6	1054.1
01/21/2013 09:00	536.4	536.4	504.8	504.8	1041.2
01/21/2013 10:00	537.1	537.1	531.4	531.4	1068.5
01/21/2013 11:00	534.4	534.4	549.5	549.5	1083.9
01/21/2013 12:00	465.4	465.4	564.2	564.2	1029.6
01/21/2013 13:00	439.1	439.1	607.3	607.3	1046.4
01/21/2013 14:00	449.2	449.2	615.1	615.1	1064.3
01/21/2013 15:00	804.5	804.5	445.2	445.2	1249.7
01/21/2013 16:00	1068.4	1068.4	419.7	419.7	1488.1
01/21/2013 17:00	458.9	458.9	544.2	544.2	1003.1
01/21/2013 18:00	450.8	450.8	605.3	605.3	1056.1
01/21/2013 19:00	502	502	565.7	565.7	1067.7
01/21/2013 20:00	478.7	478.7	526.1	526.1	1004.8
01/21/2013 21:00	497.5	497.5	595.5	595.5	1093
01/21/2013 22:00	395.4	395.4	502.9	502.9	898.3
01/21/2013 23:00	514.7	514.7	502.2	502.2	1016.9
01/22/2013 00:00	455.6	455.6	529.6	529.6	985.2
01/22/2013 01:00	417.9	417.9	517.8	517.8	935.7
01/22/2013 02:00	482.7	482.7	522.9	522.9	1005.6
01/22/2013 03:00	473.4	473.4	583	583	1056.4
01/22/2013 04:00	438.4	438.4	535.4	535.4	973.8
01/22/2013 05:00	524.4	524.4	527.2	527.2	1051.6
01/22/2013 06:00	507.1	507.1	504.1	504.1	1011.2
01/22/2013 07:00	517.8	517.8	715.1	715.1	1232.9
01/22/2013 08:00	513.6	513.6	740.3	740.3	1253.9

	Unit 1 (Part 75 Data)	Unit 1 (Part 60 Data)	Unit 2 (Part 75 Data)	Unit 2 (Part 60 Data)	Units 1&2 Combined
	SO2_LbPerHr	SO2_P60_LbPerHr	SO2_LbPerHr	SO2_P60_LbPerHr	(Part 60 Data)
	1H	1H	1H	1H	
Time	Value	Value	Value	Value	
01/22/2013 09:00	531.7	531.7	695.6	695.6	1227.3
01/22/2013 10:00	527.4	527.4	661.8	661.8	1189.2
01/22/2013 11:00	530	530	637.2	637.2	1167.2
01/22/2013 12:00	442	442	500.7	500.7	942.7
01/22/2013 13:00	258.7	258.7	522.5	522.5	781.2
01/22/2013 14:00	311.2	311.2	470.7	470.7	781.9
01/22/2013 15:00	286.1	286.1	309	309	595.1
01/22/2013 16:00	28.7	28.7	315.3	315.3	344
01/22/2013 17:00	70	70	277.9	277.9	347.9
01/22/2013 18:00	197.7	197.7	344.9	344.9	542.6
01/22/2013 19:00	353.7	353.7	354	354	707.7
01/22/2013 20:00	615.6	615.6	616.5	616.5	1232.1
01/22/2013 21:00	569	569	772.2	772.2	1341.2
01/22/2013 22:00	583.6	583.6	708.6	708.6	1292.2
01/22/2013 23:00	613.6	613.6	792.9	792.9	1406.5
01/23/2013 00:00	504.9	504.9	766.6	766.6	1271.5
01/23/2013 01:00	400.7	400.7	696	696	1096.7
01/23/2013 02:00	409	409	604.6	604.6	1013.6
01/23/2013 03:00	429	429	523.2	523.2	952.2
01/23/2013 04:00	594.6	594.6	610.4	610.4	1205
01/23/2013 05:00	597.5	597.5	750.6	750.6	1348.1
01/23/2013 06:00	570.2	570.2	704.3	704.3	1274.5
01/23/2013 07:00	547	547	589.5	589.5	1136.5
01/23/2013 08:00	541.3	541.3	466.5	466.5	1007.8
01/23/2013 09:00	509	509	353.9	353.9	862.9
01/23/2013 10:00	506.8	506.8	402.3	402.3	909.1
01/23/2013 11:00	395.9	395.9	461.9	461.9	857.8
01/23/2013 12:00	286.8	286.8	321.9	321.9	608.7
01/23/2013 13:00	172.5	172.5	402.8	402.8	575.3
01/23/2013 14:00	130.5	130.5	488.4	488.4	618.9
01/23/2013 15:00	199	199	635.1	635.1	834.1
01/23/2013 16:00	403.7	403.7	736.6	736.6	1140.3
01/23/2013 17:00	528.9	528.9	822.6	822.6	1351.5
01/23/2013 18:00	545.2	545.2	864.5	864.5	1409.7
01/23/2013 19:00	654.1	654.1	852.4	852.4	1506.5
01/23/2013 20:00	657.7	657.7	817.3	817.3	1475
01/23/2013 21:00	618.2	618.2	738.6	738.6	1356.8
01/23/2013 22:00	562.8	562.8	589.4	589.4	1152.2
01/23/2013 23:00	522.5	522.5	539.9	539.9	1062.4
01/24/2013 00:00	433.4	433.4	484.1	484.1	917.5
01/24/2013 01:00	444.8	444.8	472.1	472.1	916.9
01/24/2013 02:00	436.7	436.7	505	505	941.7
01/24/2013 03:00	503.1	503.1	591.9	591.9	1095
01/24/2013 04:00	520.9	520.9	569.2	569.2	1090.1
01/24/2013 05:00	476.9	476.9	584.1	584.1	1061
01/24/2013 06:00	482.6	482.6	512.5	512.5	995.1
01/24/2013 07:00	624.6	624.6	556	556	1180.6
01/24/2013 08:00	694.4	694.4	664.8	664.8	1359.2
01/24/2013 09:00	624.6	624.6	681.6	681.6	1306.2
01/24/2013 10:00	630.2	630.2	550.1	550.1	1180.3
01/24/2013 11:00	603.6	603.6	580.5	580.5	1184.1
01/24/2013 12:00	447.7	447.7	623	623	1070.7
01/24/2013 13:00	432.1	389.7	622.3	622.3	1012
01/24/2013 14:00	359	322.3	636.6	636.6	958.9
01/24/2013 15:00	254.1	228	631.9	631.9	859.9
01/24/2013 16:00	215.2	193.3	538.2	538.2	731.5
01/24/2013 17:00	247.4	223.4	533.8	533.8	757.2
01/24/2013 18:00	187.2	168.1	653.1	653.1	821.2
01/24/2013 19:00	181.9	163.6	537.5	537.5	701.1
01/24/2013 20:00	215.2	193	316.4	316.4	509.4
01/24/2013 21:00	350.5	315.7	432.2	432.2	747.9
01/24/2013 22:00	412.3	370.3	766.5	766.5	1136.8
01/24/2013 23:00	312.5	280.5	642.2	642.2	922.7
01/25/2013 00:00	354.8	319.5	553.5	553.5	873
01/25/2013 01:00	327.3	294	607.1	607.1	901.1

	Unit 1 (Part 75 Data)	Unit 1 (Part 60 Data)	Unit 2 (Part 75 Data)	Unit 2 (Part 60 Data)	Units 1&2 Combined
	SO2_LbPerHr	SO2_P60_LbPerHr	SO2_LbPerHr	SO2_P60_LbPerHr	(Part 60 Data)
	1H	1H	1H	1H	
Time	Value	Value	Value	Value	
01/25/2013 02:00	328.4	295	634.9	634.9	929.9
01/25/2013 03:00	337.3	303.4	597.7	597.7	901.1
01/25/2013 04:00	413.7	372.6	627.2	627.2	999.8
01/25/2013 05:00	386.4	347.4	631.7	631.7	979.1
01/25/2013 06:00	370.8	334.1	641.8	641.8	975.9
01/25/2013 07:00	380.4	342.3	526.7	526.7	869
01/25/2013 08:00	454.4	408.6	398.6	398.6	807.2
01/25/2013 09:00	658.6	592.5	421.9	421.9	1014.4
01/25/2013 10:00	449.3	404.5	609.7	609.7	1014.2
01/25/2013 11:00	530.1	477.9	693.5	693.5	1171.4
01/25/2013 12:00	527.1	475.1	510.9	510.9	986
01/25/2013 13:00	490.3	440.7	572.4	572.4	1013.1
01/25/2013 14:00	527	475.1	687.6	687.6	1162.7
01/25/2013 15:00	497.7	447.9	598.3	598.3	1046.2
01/25/2013 16:00	458.6	412.7	534.2	534.2	946.9
01/25/2013 17:00	387.3	348.4	460.2	460.2	808.6
01/25/2013 18:00	434.1	390.2	347.7	347.7	737.9
01/25/2013 19:00	390.3	351.3	379	379	730.3
01/25/2013 20:00	413.2	372.2	517.9	517.9	890.1
01/25/2013 21:00	416.2	374.8	602.2	602.2	977
01/25/2013 22:00	392.3	353.8	566.3	566.3	920.1
01/25/2013 23:00	401.9	361.4	538.5	538.5	899.9
01/26/2013 00:00	450.1	404.6	578.1	578.1	982.7
01/26/2013 01:00	345.1	309.9	672.2	672.2	982.1
01/26/2013 02:00	542.3	488.3	643.1	643.1	1131.4
01/26/2013 03:00	415.4	374.2	497.1	497.1	871.3
01/26/2013 04:00	510.1	458.4	455.9	455.9	914.3
01/26/2013 05:00	470.4	423.6	521.1	521.1	944.7
01/26/2013 06:00	456.4	410.1	602.9	602.9	1013
01/26/2013 07:00	519.4	468	723.2	723.2	1191.2
01/26/2013 08:00	430	386.4	781.9	781.9	1168.3
01/26/2013 09:00	623.5	560.5	623	623	1183.5
01/26/2013 10:00	504.9	454.6	581.7	581.7	1036.3
01/26/2013 11:00	452.9	406.9	535.2	535.2	942.1
01/26/2013 12:00	442.1	397.5	553.7	553.7	951.2
01/26/2013 13:00	377.4	340	513.6	513.6	853.6
01/26/2013 14:00	433.2	390.6	542	542	932.6
01/26/2013 15:00	432.5	389.3	598.1	598.1	987.4
01/26/2013 16:00	421.5	379.2	611.9	611.9	991.1
01/26/2013 17:00	410.6	369.6	658.3	658.3	1027.9
01/26/2013 18:00	442.2	398.2	689.3	689.3	1087.5
01/26/2013 19:00	448.4	403.8	628.1	628.1	1031.9
01/26/2013 20:00	438.9	394.4	569.8	569.8	964.2
01/26/2013 21:00	409.8	368.7	507.8	507.8	876.5
01/26/2013 22:00	466.8	420.3	522.1	522.1	942.4
01/26/2013 23:00	420.4	377.7	569.2	569.2	946.9
01/27/2013 00:00	501.6	451.6	644.7	644.7	1096.3
01/27/2013 01:00	440.6	395.9	462	462	857.9
01/27/2013 02:00	422	380.4	259.3	259.3	639.7
01/27/2013 03:00	495.3	445.9	717.5	717.5	1163.4
01/27/2013 04:00	458.7	413	792.2	792.2	1205.2
01/27/2013 05:00	427.9	385.1	571.8	571.8	956.9
01/27/2013 06:00	491.4	442.3	498.8	498.8	941.1
01/27/2013 07:00	403.4	363.1	459.6	459.6	822.7
01/27/2013 08:00	418.3	375.8	468.4	468.4	844.2
01/27/2013 09:00	457.1	411.1	557.4	557.4	968.5
01/27/2013 10:00	426.4	383.7	575.7	575.7	959.4
01/27/2013 11:00	405.6	365.4	518.9	518.9	884.3
01/27/2013 12:00	390.7	351.8	431.2	431.2	783
01/27/2013 13:00	325.5	292.8	345.3	345.3	638.1
01/27/2013 14:00	414.2	372.7	515.8	515.8	888.5
01/27/2013 15:00	394	353.9	636.9	636.9	990.8
01/27/2013 16:00	385.2	346.6	470	470	816.6
01/27/2013 17:00	527.3	475	514.9	514.9	989.9
01/27/2013 18:00	384.6	346.9	633.7	633.7	980.6

	Unit 1 (Part 75 Data)	Unit 1 (Part 60 Data)	Unit 2 (Part 75 Data)	Unit 2 (Part 60 Data)	Units 1&2 Combined
	SO2_LbPerHr	SO2_P60_LbPerHr	SO2_LbPerHr	SO2_P60_LbPerHr	(Part 60 Data)
	1H	1H	1H	1H	
Time	Value	Value	Value	Value	
01/27/2013 19:00	319.6	287.8	542	542	829.8
01/27/2013 20:00	447.4	403.1	629.6	629.6	1032.7
01/27/2013 21:00	355.7	320.1	549.3	549.3	869.4
01/27/2013 22:00	352.5	316.7	372.9	372.9	689.6
01/27/2013 23:00	381.3	343.3	332.8	332.8	676.1
01/28/2013 00:00	378	340.2	506.3	506.3	846.5
01/28/2013 01:00	387.6	348.2	556.6	556.6	904.8
01/28/2013 02:00	378.3	340.8	437.5	437.5	778.3
01/28/2013 03:00	412	371.3	380.5	380.5	751.8
01/28/2013 04:00	359.9	324.3	271.9	271.9	596.2
01/28/2013 05:00	347.8	312.7	285.5	285.5	598.2
01/28/2013 06:00	420.6	379	328.4	328.4	707.4
01/28/2013 07:00	432.8	389.9	298.2	298.2	688.1
01/28/2013 08:00	458.7	413.5	299.9	299.9	713.4
01/28/2013 09:00	376.2	339.3	310.5	310.5	649.8
01/28/2013 10:00	435.6	391.3	313.6	313.6	704.9
01/28/2013 11:00	398.5	358.6	319.6	319.6	678.2
01/28/2013 12:00	422.1	380.4	318.4	318.4	698.8
01/28/2013 13:00	418.1	376.6	281.5	281.5	658.1
01/28/2013 14:00	465.1	418.8	300.3	300.3	719.1
01/28/2013 15:00	352.5	317.6	326.9	326.9	644.5
01/28/2013 16:00	454.4	408.8	298.4	298.4	707.2
01/28/2013 17:00	440.9	397.3	319.8	319.8	717.1
01/28/2013 18:00	396.4	356.6	306.5	306.5	663.1
01/28/2013 19:00	422.4	379.6	293.5	293.5	673.1
01/28/2013 20:00	446.5	401.7	324.5	324.5	726.2
01/28/2013 21:00	321.2	289.2	308.9	308.9	598.1
01/28/2013 22:00	380.7	342.3	290.4	290.4	632.7
01/28/2013 23:00	254.8	229.5	320.4	320.4	549.9
01/29/2013 00:00	340	305.4	321.3	321.3	626.7
01/29/2013 01:00	305.6	275.6	287.6	287.6	563.2
01/29/2013 02:00	309.5	278.1	305.4	305.4	583.5
01/29/2013 03:00	326.1	293.3	304.7	304.7	598
01/29/2013 04:00	301.2	271.4	241.9	241.9	513.3
01/29/2013 05:00	419	377.4	264.2	264.2	641.6
01/29/2013 06:00	389.6	350.3	315.7	315.7	666
01/29/2013 07:00	445.2	400.5	274.9	274.9	675.4
01/29/2013 08:00	284.7	256	296.1	296.1	552.1
01/29/2013 09:00	413.4	371.6	300.1	300.1	671.7
01/29/2013 10:00	357	320.8	281.1	281.1	601.9
01/29/2013 11:00	333.2	300.3	296.9	296.9	597.2
01/29/2013 12:00	330.9	297.9	300.2	300.2	598.1
01/29/2013 13:00	327.5	295.4	276.5	276.5	571.9
01/29/2013 14:00	389.7	350.9	304.8	304.8	655.7
01/29/2013 15:00	274.1	246.7	301.8	301.8	548.5
01/29/2013 16:00	356	319.7	289.4	289.4	609.1
01/29/2013 17:00	282.6	254.4	319.5	319.5	573.9
01/29/2013 18:00	266.7	239.5	315.7	315.7	555.2
01/29/2013 19:00	252	226.9	290.4	290.4	517.3
01/29/2013 20:00	206.7	185.7	304.8	304.8	490.5
01/29/2013 21:00	55.8	49.9	325.3	325.3	375.2
01/29/2013 22:00	23.1	20.2	291.9	291.9	312.1
01/29/2013 23:00	22.9	20.1	309.3	309.3	329.4
01/30/2013 00:00	23	20.1	260.7	260.7	280.8
01/30/2013 01:00	22.9	20	174	174	194
01/30/2013 02:00	28.6	25.7	148.6	148.6	174.3
01/30/2013 03:00	68.4	61.3	174.5	174.5	235.8
01/30/2013 04:00	88.6	80.1	165.1	165.1	245.2
01/30/2013 05:00	203.3	182.5	193.1	193.1	375.6
01/30/2013 06:00	363.8	327.6	298	298	625.6
01/30/2013 07:00	309.1	278.5	321.7	321.7	600.2
01/30/2013 08:00	239	215.1	291.8	291.8	506.9
01/30/2013 09:00	359.1	322.7	287.5	287.5	610.2
01/30/2013 10:00	280.9	253.1	274.7	274.7	527.8
01/30/2013 11:00	305.9	274.8	319.6	319.6	594.4

	Unit 1 (Part 75 Data)	Unit 1 (Part 60 Data)	Unit 2 (Part 75 Data)	Unit 2 (Part 60 Data)	Units 1&2 Combined
	SO2_LbPerHr	SO2_P60_LbPerHr	SO2_LbPerHr	SO2_P60_LbPerHr	(Part 60 Data)
	1H	1H	1H	1H	
Time	Value	Value	Value	Value	
01/30/2013 12:00	331.1	297.7	311	311	608.7
01/30/2013 13:00	267.1	240.1	281.7	281.7	521.8
01/30/2013 14:00	271.8	245.1	312.9	312.9	558
01/30/2013 15:00	248.9	223.7	323.2	323.2	546.9
01/30/2013 16:00	255.1	229.4	241.3	241.3	470.7
01/30/2013 17:00	278.1	250.6	292.4	292.4	543
01/30/2013 18:00	328.8	296	349.2	349.2	645.2
01/30/2013 19:00	367.9	331	242.2	242.2	573.2
01/30/2013 20:00	333.8	300.8	266.6	266.6	567.4
01/30/2013 21:00	272.9	245.3	257.2	257.2	502.5
01/30/2013 22:00	265.7	238.8	167.9	167.9	406.7
01/30/2013 23:00	252	227.2	105.4	105.4	332.6
01/31/2013 00:00	252.4	226.8	94.8	94.8	321.6
01/31/2013 01:00	304.2	274.4	88.2	88.2	362.6
01/31/2013 02:00	224.3	201.6	73.5	73.5	275.1
01/31/2013 03:00	308.3	277.1	97.3	97.3	374.4
01/31/2013 04:00	295.7	266	127.8	127.8	393.8
01/31/2013 05:00	304.9	273.8	213.7	213.7	487.5
01/31/2013 06:00	421.3	378.8	384.9	384.9	763.7
01/31/2013 07:00	356.5	321.1	435	435	756.1
01/31/2013 08:00	342.8	307.8	368.1	368.1	675.9
01/31/2013 09:00	373.2	335.9	278.7	278.7	614.6
01/31/2013 10:00	425.2	382.3	523.4	523.4	905.7
01/31/2013 11:00	390.3	351.1	825.9	825.9	1177
01/31/2013 12:00	352	316.3	502.6	502.6	818.9
01/31/2013 13:00	195.3	176	360.9	360.9	536.9
01/31/2013 14:00	210.3	188.6	274.5	274.5	463.1
01/31/2013 15:00	364.2	327.3	319.9	319.9	647.2
01/31/2013 16:00	228.5	205	558.4	558.4	763.4
01/31/2013 17:00	461.4	415.9	658	658	1073.9
01/31/2013 18:00	242.5	218.2	603.6	603.6	821.8
01/31/2013 19:00	261.5	235.5	509.5	509.5	745
01/31/2013 20:00	550.1	494.9	468.9	468.9	963.8
01/31/2013 21:00	419.4	376.7	488.1	488.1	864.8
01/31/2013 22:00	440.5	396	484.4	484.4	880.4
01/31/2013 23:00	458.6	413.4	429.3	429.3	842.7
02/01/2013 00:00	493.9	445.2	609.4	609.4	1054.6
02/01/2013 01:00	466	420	651.2	651.2	1071.2
02/01/2013 02:00	449.3	403.6	547.6	547.6	951.2
02/01/2013 03:00	433.6	390.4	438.4	438.4	828.8
02/01/2013 04:00	423.3	380.6	342.1	342.1	722.7
02/01/2013 05:00	390.1	351.2	359.5	359.5	710.7
02/01/2013 06:00	489.4	440.6	576.9	576.9	1017.5
02/01/2013 07:00	464.6	418.9	712.3	712.3	1131.2
02/01/2013 08:00	470.5	423.8	590.4	590.4	1014.2
02/01/2013 09:00	491.7	442.1	501.5	501.5	943.6
02/01/2013 10:00	443.9	398.8	489.8	489.8	888.6
02/01/2013 11:00	460.7	414.2	566.1	566.1	980.3
02/01/2013 12:00	484.3	436.1	637.8	637.8	1073.9
02/01/2013 13:00	462.9	416.5	488.5	488.5	905
02/01/2013 14:00	512	460.8	429.1	429.1	889.9
02/01/2013 15:00	441.7	397.1	565.2	565.2	962.3
02/01/2013 16:00	451.1	406.7	529	529	935.7
02/01/2013 17:00	411.7	370.4	510.9	510.9	881.3
02/01/2013 18:00	502	452.1	694.1	694.1	1146.2
02/01/2013 19:00	445.6	401.4	615.3	615.3	1016.7
02/01/2013 20:00	520.8	468.7	545.9	545.9	1014.6
02/01/2013 21:00	463.3	417.3	582.8	582.8	1000.1
02/01/2013 22:00	486.4	437.4	558.5	558.5	995.9
02/01/2013 23:00	502.4	452.9	544.7	544.7	997.6
02/02/2013 00:00	465.8	419.5	525.8	525.8	945.3
02/02/2013 01:00	503.8	452.7	526.4	526.4	979.1
02/02/2013 02:00	448.8	403.5	592.4	592.4	995.9
02/02/2013 03:00	477	430	638	638	1068
02/02/2013 04:00	473.8	426.9	573.3	573.3	1000.2

	Unit 1 (Part 75 Data)	Unit 1 (Part 60 Data)	Unit 2 (Part 75 Data)	Unit 2 (Part 60 Data)	Units 1&2 Combined
	SO2_LbPerHr	SO2_P60_LbPerHr	SO2_LbPerHr	SO2_P60_LbPerHr	(Part 60 Data)
	1H	1H	1H	1H	
Time	Value	Value	Value	Value	
02/02/2013 05:00	472.9	426.1	533.6	533.6	959.7
02/02/2013 06:00	443.3	399.7	428.3	428.3	828
02/02/2013 07:00	384.1	345	378.9	378.9	723.9
02/02/2013 08:00	365.4	328.3	420	420	748.3
02/02/2013 09:00	379.6	341.5	491.5	491.5	833
02/02/2013 10:00	453.9	409.2	563.5	563.5	972.7
02/02/2013 11:00	466.9	420.4	614.2	614.2	1034.6
02/02/2013 12:00	480.7	432.3	602.1	602.1	1034.4
02/02/2013 13:00	498.3	448.8	485.5	485.5	934.3
02/02/2013 14:00	525.5	473.7	478.4	478.4	952.1
02/02/2013 15:00	534.9	481.2	591.8	591.8	1073
02/02/2013 16:00	503.6	453	724.4	724.4	1177.4
02/02/2013 17:00	499.8	450.2	667.2	667.2	1117.4
02/02/2013 18:00	513.2	461.5	544	544	1005.5
02/02/2013 19:00	539.9	485.3	552.9	552.9	1038.2
02/02/2013 20:00	508.5	457.3	576.1	576.1	1033.4
02/02/2013 21:00	504.6	454.1	577.4	577.4	1031.5
02/02/2013 22:00	463	416.3	544.5	544.5	960.8
02/02/2013 23:00	511.5	460	513.9	513.9	973.9
02/03/2013 00:00	482.6	433.6	567.8	567.8	1001.4
02/03/2013 01:00	487.6	438.5	391.7	391.7	830.2
02/03/2013 02:00	474.1	426.9	314.9	314.9	741.8
02/03/2013 03:00	498.9	448.8	641.5	641.5	1090.3
02/03/2013 04:00	471.9	424	652.8	652.8	1076.8
02/03/2013 05:00	437.1	393.7	486.4	486.4	880.1
02/03/2013 06:00	523.3	471.4	495.5	495.5	966.9
02/03/2013 07:00	472.4	424.8	572.4	572.4	997.2
02/03/2013 08:00	573.4	516.1	724.3	724.3	1240.4
02/03/2013 09:00	476.1	428.1	595.6	595.6	1023.7
02/03/2013 10:00	520.2	468.9	506	506	974.9
02/03/2013 11:00	493.3	444	453.9	453.9	897.9
02/03/2013 12:00	468.8	421.2	507.8	507.8	929
02/03/2013 13:00	531.6	478.6	628.6	628.6	1107.2
02/03/2013 14:00	462.8	416.5	626	626	1042.5
02/03/2013 15:00	521.7	469.3	555.2	555.2	1024.5
02/03/2013 16:00	506.1	456.2	541.9	541.9	998.1
02/03/2013 17:00	549.5	494.1	595.3	595.3	1089.4
02/03/2013 18:00	524.3	471.3	747.4	747.4	1218.7
02/03/2013 19:00	535.6	482.4	630.6	630.6	1113
02/03/2013 20:00	540.9	487.4	529.5	529.5	1016.9
02/03/2013 21:00	535.7	482.1	544.2	544.2	1026.3
02/03/2013 22:00	472.3	425.1	473	473	898.1
02/03/2013 23:00	496.6	447.5	522.1	522.1	969.6
02/04/2013 00:00	494.9	445.4	587.7	587.7	1033.1
02/04/2013 01:00	440.7	396.6	508.9	508.9	905.5
02/04/2013 02:00	494.6	445.3	545	545	990.3
02/04/2013 03:00	502	452.5	553.5	553.5	1006
02/04/2013 04:00	491.4	442.6	501.8	501.8	944.4
02/04/2013 05:00	509.2	458.8	512.3	512.3	971.1
02/04/2013 06:00	567.8	510.8	678.7	678.7	1189.5
02/04/2013 07:00	507.4	457	709.1	709.1	1166.1
02/04/2013 08:00	496	446.6	589	589	1035.6
02/04/2013 09:00	601.7	541.3	547.8	547.8	1089.1
02/04/2013 10:00	528.5	475	559.1	559.1	1034.1
02/04/2013 11:00	525.8	472.7	611.6	611.6	1084.3
02/04/2013 12:00	565.1	508	634.5	634.5	1142.5
02/04/2013 13:00	535.2	482	621.8	621.8	1103.8
02/04/2013 14:00	524.7	471.7	597.6	597.6	1069.3
02/04/2013 15:00	535.4	482.5	610.3	610.3	1092.8
02/04/2013 16:00	535.2	482.1	596.3	596.3	1078.4
02/04/2013 17:00	499.6	450.4	515.2	515.2	965.6
02/04/2013 18:00	447.3	402.2	456.2	456.2	858.4
02/04/2013 19:00	442.6	397.9	566.8	566.8	964.7
02/04/2013 20:00	454.2	408	635.6	635.6	1043.6
02/04/2013 21:00	477.8	429.8	593.6	593.6	1023.4

	Unit 1 (Part 75 Data)	Unit 1 (Part 60 Data)	Unit 2 (Part 75 Data)	Unit 2 (Part 60 Data)	Units 1&2 Combined
	SO2_LbPerHr	SO2_P60_LbPerHr	SO2_LbPerHr	SO2_P60_LbPerHr	(Part 60 Data)
	1H	1H	1H	1H	
Time	Value	Value	Value	Value	
02/04/2013 22:00	431.5	388.5	456.7	456.7	845.2
02/04/2013 23:00	291.2	262.8	425	425	687.8
02/05/2013 00:00	349.8	315.2	539.3	539.3	854.5
02/05/2013 01:00	414.1	372.4	617.8	617.8	990.2
02/05/2013 02:00	470.6	423.2	498.2	498.2	921.4
02/05/2013 03:00	527.4	474.6	509	509	983.6
02/05/2013 04:00	484.6	435.4	546.2	546.2	981.6
02/05/2013 05:00	489.8	440.3	554.8	554.8	995.1
02/05/2013 06:00	535.1	481	601.7	601.7	1082.7
02/05/2013 07:00	565	508.5	726.7	726.7	1235.2
02/05/2013 08:00	529	476.3	646.1	646.1	1122.4
02/05/2013 09:00	576.1	519.3	581.6	581.6	1100.9
02/05/2013 10:00	528.6	475.7	572.9	572.9	1048.6
02/05/2013 11:00	576.2	519.3	610.3	610.3	1129.6
02/05/2013 12:00	534.3	481.6	663.7	663.7	1145.3
02/05/2013 13:00	580.2	521.4	634.6	634.6	1156
02/05/2013 14:00	521	469.1	574	574	1043.1
02/05/2013 15:00	563.9	508.3	557.2	557.2	1065.5
02/05/2013 16:00	557.1	502.2	719.5	719.5	1221.7
02/05/2013 17:00	531.2	478.7	717.7	717.7	1196.4
02/05/2013 18:00	558.3	502.5	643.2	643.2	1145.7
02/05/2013 19:00	566.4	510.3	602	602	1112.3
02/05/2013 20:00	549.4	493.7	622.6	622.6	1116.3
02/05/2013 21:00	560.2	504.8	715.7	715.7	1220.5
02/05/2013 22:00	504.7	453.5	806.7	806.7	1260.2
02/05/2013 23:00	466.3	419.8	589.4	589.4	1009.2
02/06/2013 00:00	463.6	416.7	562.9	562.9	979.6
02/06/2013 01:00	511.7	460.8	922.5	922.5	1383.3
02/06/2013 02:00	449.4	405.1	580.2	580.2	985.3
02/06/2013 03:00	492.3	442.9	714.2	714.2	1157.1
02/06/2013 04:00	480.9	432.8	568.8	568.8	1001.6
02/06/2013 05:00	532.4	478.6	612.9	612.9	1091.5
02/06/2013 06:00	564	507.6	1094.4	1094.4	1602
02/06/2013 07:00	525.3	472	927.3	927.3	1399.3
02/06/2013 08:00	548.1	492.9	752.5	752.5	1245.4
02/06/2013 09:00	581.8	523.4	681.7	681.7	1205.1
02/06/2013 10:00	552.2	497.4	220	220	717.4
02/06/2013 11:00	485.2	437.3	233.3	233.3	670.6
02/06/2013 12:00	474.5	427.7	436.4	436.4	864.1
02/06/2013 13:00	486.7	437.7	649.2	649.2	1086.9
02/06/2013 14:00	455.3	410.1	507.2	507.2	917.3
02/06/2013 15:00	412.1	371.4	536.6	536.6	908
02/06/2013 16:00	3.1	2.8	545.4	545.4	548.2
02/06/2013 17:00	0	0	726.3	726.3	726.3
02/06/2013 18:00	0	0	1309.9	1309.9	1309.9
02/06/2013 19:00	0	0	794.8	794.8	794.8
02/06/2013 20:00	0	0	772.4	772.4	772.4
02/06/2013 21:00	0	0	1245	1245	1245
02/06/2013 22:00	0	0	713.6	713.6	713.6
02/06/2013 23:00	0	0	343.5	343.5	343.5
02/07/2013 00:00	0	0	607.9	607.9	607.9
02/07/2013 01:00	0	0	822.5	822.5	822.5
02/07/2013 02:00	0	0	1052.5	1052.5	1052.5
02/07/2013 03:00	0	0	787.9	787.9	787.9
02/07/2013 04:00	0	0	688.2	688.2	688.2
02/07/2013 05:00	0	0	714.5	714.5	714.5
02/07/2013 06:00	0	0	641.5	641.5	641.5
02/07/2013 07:00	0	0	640	640	640
02/07/2013 08:00	0	0	623.5	623.5	623.5
02/07/2013 09:00	0	0	509.8	509.8	509.8
02/07/2013 10:00	0	0	360.1	360.1	360.1
02/07/2013 11:00	0	0	382	382	382
02/07/2013 12:00	0	0	497.3	497.3	497.3
02/07/2013 13:00	0	0	867.3	867.3	867.3
02/07/2013 14:00	0	0	605.4	605.4	605.4

	Unit 1 (Part 75 Data)	Unit 1 (Part 60 Data)	Unit 2 (Part 75 Data)	Unit 2 (Part 60 Data)	Units 1&2 Combined
	SO2_LbPerHr	SO2_P60_LbPerHr	SO2_LbPerHr	SO2_P60_LbPerHr	(Part 60 Data)
	1H	1H	1H	1H	
Time	Value	Value	Value	Value	
02/07/2013 15:00	0	0	504.9	504.9	504.9
02/07/2013 16:00	0	0	571.8	571.8	571.8
02/07/2013 17:00	0	0	576.7	576.7	576.7
02/07/2013 18:00	0	0	641.7	641.7	641.7
02/07/2013 19:00	0	0	598.9	598.9	598.9
02/07/2013 20:00	0	0	549.1	549.1	549.1
02/07/2013 21:00	0	0	591.2	591.2	591.2
02/07/2013 22:00	0	0	367	367	367
02/07/2013 23:00	0	0	308.7	308.7	308.7
02/08/2013 00:00	0	0	428.1	428.1	428.1
02/08/2013 01:00	0	0	580.3	580.3	580.3
02/08/2013 02:00	0	0	500.3	500.3	500.3
02/08/2013 03:00	0	0	493	493	493
02/08/2013 04:00	0	0	487.9	487.9	487.9
02/08/2013 05:00	0	0	499.8	499.8	499.8
02/08/2013 06:00	0	0	678.9	678.9	678.9
02/08/2013 07:00	0	0	761.8	761.8	761.8
02/08/2013 08:00	0	0	622.8	622.8	622.8
02/08/2013 09:00	0	0	513.9	513.9	513.9
02/08/2013 10:00	0	0	292.7	292.7	292.7
02/08/2013 11:00	0	0	417.4	417.4	417.4
02/08/2013 12:00	0	0	662.5	662.5	662.5
02/08/2013 13:00	0	0	705.7	705.7	705.7
02/08/2013 14:00	0	0	551.4	551.4	551.4
02/08/2013 15:00	0	0	625.6	625.6	625.6
02/08/2013 16:00	0	0	548.3	548.3	548.3
02/08/2013 17:00	1.8	1.8	526.5	526.5	528.3
02/08/2013 18:00	7.3	6.4	586.5	586.5	592.9
02/08/2013 19:00	30.3	27.5	620.9	620.9	648.4
02/08/2013 20:00	0.9	0.9	619.2	619.2	620.1
02/08/2013 21:00	9.2	8.3	597.1	597.1	605.4
02/08/2013 22:00	12	11.1	537	537	548.1
02/08/2013 23:00	25	22.2	544.9	544.9	567.1
02/09/2013 00:00	34.5	30.8	637.9	637.9	668.7
02/09/2013 01:00	66.1	59.6	623.1	623.1	682.7
02/09/2013 02:00	88.3	79.9	607.8	607.8	687.7
02/09/2013 03:00	0	0	578.6	578.6	578.6
02/09/2013 04:00	0	0	483.7	483.7	483.7
02/09/2013 05:00	39.3	35.7	534	534	569.7
02/09/2013 06:00	109.4	98.9	606.3	606.3	705.2
02/09/2013 07:00	93.1	84.3	487.8	487.8	572.1
02/09/2013 08:00	98.5	89	348	348	437
02/09/2013 09:00	180.1	162.3	273.1	273.1	435.4
02/09/2013 10:00	220.9	199.4	347.9	347.9	547.3
02/09/2013 11:00	139.6	126.1	475.8	475.8	601.9
02/09/2013 12:00	166.8	149.6	542.7	542.7	692.3
02/09/2013 13:00	317.2	285.1	378.6	378.6	663.7
02/09/2013 14:00	108.2	97.4	319.9	319.9	417.3
02/09/2013 15:00	174.4	157.3	485.1	485.1	642.4
02/09/2013 16:00	59	53.1	479.7	479.7	532.8
02/09/2013 17:00	50.9	46	572.2	572.2	618.2
02/09/2013 18:00	0	0	568.4	568.4	568.4
02/09/2013 19:00	0	0	560.8	560.8	560.8
02/09/2013 20:00	0	0	641.6	641.6	641.6
02/09/2013 21:00	0	0	663	663	663
02/09/2013 22:00	0	0	653.8	653.8	653.8
02/09/2013 23:00	0	0	529.1	529.1	529.1
02/10/2013 00:00	0	0	504.2	504.2	504.2
02/10/2013 01:00	0	0	337.5	337.5	337.5
02/10/2013 02:00	0	0	191.4	191.4	191.4
02/10/2013 03:00	0	0	644.6	644.6	644.6
02/10/2013 04:00	0	0	1026	1026	1026
02/10/2013 05:00	0	0	809.8	809.8	809.8
02/10/2013 06:00	0	0	588.3	588.3	588.3
02/10/2013 07:00	0	0	450.5	450.5	450.5

	Unit 1 (Part 75 Data)	Unit 1 (Part 60 Data)	Unit 2 (Part 75 Data)	Unit 2 (Part 60 Data)	Units 1&2 Combined
	SO2_LbPerHr	SO2_P60_LbPerHr	SO2_LbPerHr	SO2_P60_LbPerHr	(Part 60 Data)
	1H	1H	1H	1H	
Time	Value	Value	Value	Value	
02/10/2013 08:00	0	0	587.5	587.5	587.5
02/10/2013 09:00	0	0	661.4	661.4	661.4
02/10/2013 10:00	0	0	838.5	838.5	838.5
02/10/2013 11:00	0	0	878.5	878.5	878.5
02/10/2013 12:00	0	0	647	647	647
02/10/2013 13:00	0	0	413.3	413.3	413.3
02/10/2013 14:00	0	0	419.7	419.7	419.7
02/10/2013 15:00	0	0	652.5	652.5	652.5
02/10/2013 16:00	0	0	757.2	757.2	757.2
02/10/2013 17:00	0	0	782.2	782.2	782.2
02/10/2013 18:00	0	0	797.8	797.8	797.8
02/10/2013 19:00	0	0	690.2	690.2	690.2
02/10/2013 20:00	0	0	626.6	626.6	626.6
02/10/2013 21:00	0	0	402.4	402.4	402.4
02/10/2013 22:00	0	0	405.5	405.5	405.5
02/10/2013 23:00	0	0	391.1	391.1	391.1
02/11/2013 00:00	0	0	573.1	573.1	573.1
02/11/2013 01:00	0	0	571.2	571.2	571.2
02/11/2013 02:00	0	0	457.1	457.1	457.1
02/11/2013 03:00	0	0	413.9	413.9	413.9
02/11/2013 04:00	0	0	596.7	596.7	596.7
02/11/2013 05:00	0	0	635.8	635.8	635.8
02/11/2013 06:00	0	0	658.3	658.3	658.3
02/11/2013 07:00	0	0	916.6	916.6	916.6
02/11/2013 08:00	0	0	790.4	790.4	790.4
02/11/2013 09:00	0	0	585	585	585
02/11/2013 10:00	0	0	738.2	738.2	738.2
02/11/2013 11:00	0	0	757.3	757.3	757.3
02/11/2013 12:00	0	0	735.7	735.7	735.7
02/11/2013 13:00	0	0	592.8	592.8	592.8
02/11/2013 14:00	0	0	685.5	685.5	685.5
02/11/2013 15:00	0	0	641.6	641.6	641.6
02/11/2013 16:00	0	0	721.7	721.7	721.7
02/11/2013 17:00	0	0	766.9	766.9	766.9
02/11/2013 18:00	0	0	919.6	919.6	919.6
02/11/2013 19:00	0	0	762.6	762.6	762.6
02/11/2013 20:00	0	0	668.3	668.3	668.3
02/11/2013 21:00	0	0	496	496	496
02/11/2013 22:00	0	0	487	487	487
02/11/2013 23:00	0	0	621	621	621
02/12/2013 00:00	0	0	615.4	615.4	615.4
02/12/2013 01:00	0	0	485.7	485.7	485.7
02/12/2013 02:00	0	0	535.9	535.9	535.9
02/12/2013 03:00	0	0	505.7	505.7	505.7
02/12/2013 04:00	0	0	523.1	523.1	523.1
02/12/2013 05:00	0	0	686.8	686.8	686.8
02/12/2013 06:00	0	0	661	661	661
02/12/2013 07:00	0	0	631.5	631.5	631.5
02/12/2013 08:00	0	0	849	849	849
02/12/2013 09:00	0	0	667.8	667.8	667.8
02/12/2013 10:00	0	0	518.7	518.7	518.7
02/12/2013 11:00	0	0	491.6	491.6	491.6
02/12/2013 12:00	0	0	488.8	488.8	488.8
02/12/2013 13:00	0	0	384	384	384
02/12/2013 14:00	0	0	343.1	343.1	343.1
02/12/2013 15:00	0	0	315.7	315.7	315.7
02/12/2013 16:00	0	0	275.3	275.3	275.3
02/12/2013 17:00	0	0	359.9	359.9	359.9
02/12/2013 18:00	0	0	840.1	840.1	840.1
02/12/2013 19:00	0	0	1098.8	1098.8	1098.8
02/12/2013 20:00	0	0	915.3	915.3	915.3
02/12/2013 21:00	0	0	765.6	765.6	765.6
02/12/2013 22:00	0	0	554.4	554.4	554.4
02/12/2013 23:00	0	0	451.5	451.5	451.5
02/13/2013 00:00	0	0	357.9	357.9	357.9

	Unit 1 (Part 75 Data)	Unit 1 (Part 60 Data)	Unit 2 (Part 75 Data)	Unit 2 (Part 60 Data)	Units 1&2 Combined
	SO2_LbPerHr	SO2_P60_LbPerHr	SO2_LbPerHr	SO2_P60_LbPerHr	(Part 60 Data)
	1H	1H	1H	1H	
Time	Value	Value	Value	Value	
02/13/2013 01:00	0	0	381.3	381.3	381.3
02/13/2013 02:00	0	0	418	418	418
02/13/2013 03:00	0	0	433.4	433.4	433.4
02/13/2013 04:00	0	0	465.1	465.1	465.1
02/13/2013 05:00	0	0	574.2	574.2	574.2
02/13/2013 06:00	0	0	1035.3	1035.3	1035.3
02/13/2013 07:00	0	0	1100.7	1100.7	1100.7
02/13/2013 08:00	0	0	1064.6	1064.6	1064.6
02/13/2013 09:00	0	0	1118.5	1118.5	1118.5
02/13/2013 10:00	0	0	934.2	934.2	934.2
02/13/2013 11:00	0	0	1221.6	1221.6	1221.6
02/13/2013 12:00	0	0	1139.7	1139.7	1139.7
02/13/2013 13:00	0	0	854.4	854.4	854.4
02/13/2013 14:00	0	0	542.4	542.4	542.4
02/13/2013 15:00	0	0	573.7	573.7	573.7
02/13/2013 16:00	0	0	784.4	784.4	784.4
02/13/2013 17:00	0	0	777.3	777.3	777.3
02/13/2013 18:00	0	0	733	733	733
02/13/2013 19:00	0	0	714.4	714.4	714.4
02/13/2013 20:00	0	0	661.4	661.4	661.4
02/13/2013 21:00	0	0	643.9	643.9	643.9
02/13/2013 22:00	0	0	599.8	599.8	599.8
02/13/2013 23:00	0	0	526.7	526.7	526.7
02/14/2013 00:00	0	0	757.5	757.5	757.5
02/14/2013 01:00	0	0	907	907	907
02/14/2013 02:00	0	0	604.2	604.2	604.2
02/14/2013 03:00	0	0	638.3	638.3	638.3
02/14/2013 04:00	0	0	799.8	799.8	799.8
02/14/2013 05:00	0	0	840	840	840
02/14/2013 06:00	0	0	743.9	743.9	743.9
02/14/2013 07:00	0	0	800.3	800.3	800.3
02/14/2013 08:00	0	0	740.4	740.4	740.4
02/14/2013 09:00	0	0	705.2	705.2	705.2
02/14/2013 10:00	0	0	721.2	721.2	721.2
02/14/2013 11:00	0	0	811.4	811.4	811.4
02/14/2013 12:00	0	0	594	594	594
02/14/2013 13:00	0	0	414.2	414.2	414.2
02/14/2013 14:00	0	0	599	599	599
02/14/2013 15:00	0	0	808.6	808.6	808.6
02/14/2013 16:00	0	0	736.6	736.6	736.6
02/14/2013 17:00	0	0	477.3	477.3	477.3
02/14/2013 18:00	0	0	818.5	818.5	818.5
02/14/2013 19:00	0	0	1047.5	1047.5	1047.5
02/14/2013 20:00	0	0	952.8	952.8	952.8
02/14/2013 21:00	0	0	738.6	738.6	738.6
02/14/2013 22:00	0	0	448.8	448.8	448.8
02/14/2013 23:00	0	0	420	420	420
02/15/2013 00:00	0	0	698.5	698.5	698.5
02/15/2013 01:00	0	0	813.9	813.9	813.9
02/15/2013 02:00	0	0	559.3	559.3	559.3
02/15/2013 03:00	0	0	671.8	671.8	671.8
02/15/2013 04:00	0	0	706.2	706.2	706.2
02/15/2013 05:00	0	0	777.6	777.6	777.6
02/15/2013 06:00	0	0	888.4	888.4	888.4
02/15/2013 07:00	0	0	709.5	709.5	709.5
02/15/2013 08:00	0	0	685.9	685.9	685.9
02/15/2013 09:00	0	0	712.3	712.3	712.3
02/15/2013 10:00	0	0	735.2	735.2	735.2
02/15/2013 11:00	0	0	830.5	830.5	830.5
02/15/2013 12:00	0	0	570.1	570.1	570.1
02/15/2013 13:00	0	0	665.5	665.5	665.5
02/15/2013 14:00	0	0	798.4	798.4	798.4
02/15/2013 15:00	0	0	687.1	687.1	687.1
02/15/2013 16:00	0	0	842.9	842.9	842.9
02/15/2013 17:00	0	0	607.6	607.6	607.6

	Unit 1 (Part 75 Data)	Unit 1 (Part 60 Data)	Unit 2 (Part 75 Data)	Unit 2 (Part 60 Data)	Units 1&2 Combined
	SO2_LbPerHr	SO2_P60_LbPerHr	SO2_LbPerHr	SO2_P60_LbPerHr	(Part 60 Data)
	1H	1H	1H	1H	
Time	Value	Value	Value	Value	
02/15/2013 18:00	0	0	722.5	722.5	722.5
02/15/2013 19:00	0	0	953.9	953.9	953.9
02/15/2013 20:00	0	0	804.5	804.5	804.5
02/15/2013 21:00	0	0	634.9	634.9	634.9
02/15/2013 22:00	0	0	374.7	374.7	374.7
02/15/2013 23:00	0	0	418.5	418.5	418.5
02/16/2013 00:00	0	0	807	807	807
02/16/2013 01:00	0	0	602.2	602.2	602.2
02/16/2013 02:00	0	0	592.8	592.8	592.8
02/16/2013 03:00	0	0	575.6	575.6	575.6
02/16/2013 04:00	0	0	650.6	650.6	650.6
02/16/2013 05:00	0	0	640.6	640.6	640.6
02/16/2013 06:00	0	0	661.8	661.8	661.8
02/16/2013 07:00	0	0	615.9	615.9	615.9
02/16/2013 08:00	0	0	721.6	721.6	721.6
02/16/2013 09:00	0	0	631.6	631.6	631.6
02/16/2013 10:00	0	0	628.1	628.1	628.1
02/16/2013 11:00	0	0	622.7	622.7	622.7
02/16/2013 12:00	0	0	714.3	714.3	714.3
02/16/2013 13:00	0	0	596.3	596.3	596.3
02/16/2013 14:00	0	0	715.8	715.8	715.8
02/16/2013 15:00	0	0	582.3	582.3	582.3
02/16/2013 16:00	0	0	676.8	676.8	676.8
02/16/2013 17:00	0	0	600.2	600.2	600.2
02/16/2013 18:00	0	0	543.2	543.2	543.2
02/16/2013 19:00	0	0	593.7	593.7	593.7
02/16/2013 20:00	0	0	612.7	612.7	612.7
02/16/2013 21:00	0	0	547	547	547
02/16/2013 22:00	0	0	611.4	611.4	611.4
02/16/2013 23:00	0	0	549.6	549.6	549.6
02/17/2013 00:00	0	0	564.6	564.6	564.6
02/17/2013 01:00	0	0	430.9	430.9	430.9
02/17/2013 02:00	0	0	656.4	656.4	656.4
02/17/2013 03:00	0	0	818.3	818.3	818.3
02/17/2013 04:00	0	0	550.8	550.8	550.8
02/17/2013 05:00	0	0	508.3	508.3	508.3
02/17/2013 06:00	0	0	515.8	515.8	515.8
02/17/2013 07:00	0	0	664.9	664.9	664.9
02/17/2013 08:00	0	0	877.3	877.3	877.3
02/17/2013 09:00	0	0	643	643	643
02/17/2013 10:00	0	0	476.8	476.8	476.8
02/17/2013 11:00	0	0	547.9	547.9	547.9
02/17/2013 12:00	0	0	622.4	622.4	622.4
02/17/2013 13:00	0	0	705.7	705.7	705.7
02/17/2013 14:00	0	0	665.4	665.4	665.4
02/17/2013 15:00	0	0	680.4	680.4	680.4
02/17/2013 16:00	0	0	551	551	551
02/17/2013 17:00	0	0	630.8	630.8	630.8
02/17/2013 18:00	0	0	667.1	667.1	667.1
02/17/2013 19:00	0	0	626.9	626.9	626.9
02/17/2013 20:00	0	0	427.9	427.9	427.9
02/17/2013 21:00	0	0	727.8	727.8	727.8
02/17/2013 22:00	0	0	668	668	668
02/17/2013 23:00	0	0	682.8	682.8	682.8
02/18/2013 00:00	0	0	654.4	654.4	654.4
02/18/2013 01:00	0	0	646.4	646.4	646.4
02/18/2013 02:00	0	0	676.8	676.8	676.8
02/18/2013 03:00	0	0	677.6	677.6	677.6
02/18/2013 04:00	0	0	674.3	674.3	674.3
02/18/2013 05:00	0	0	736.1	736.1	736.1
02/18/2013 06:00	0	0	722.2	722.2	722.2
02/18/2013 07:00	0	0	692.5	692.5	692.5
02/18/2013 08:00	0	0	671	671	671
02/18/2013 09:00	0	0	705.8	705.8	705.8
02/18/2013 10:00	0	0	766.7	766.7	766.7

	Unit 1 (Part 75 Data)	Unit 1 (Part 60 Data)	Unit 2 (Part 75 Data)	Unit 2 (Part 60 Data)	Units 1&2 Combined
	SO2_LbPerHr	SO2_P60_LbPerHr	SO2_LbPerHr	SO2_P60_LbPerHr	(Part 60 Data)
	1H	1H	1H	1H	
Time	Value	Value	Value	Value	
02/18/2013 11:00	0	0	780.8	780.8	780.8
02/18/2013 12:00	0	0	705.5	705.5	705.5
02/18/2013 13:00	0	0	681.8	681.8	681.8
02/18/2013 14:00	0	0	701.7	701.7	701.7
02/18/2013 15:00	0	0	705.3	705.3	705.3
02/18/2013 16:00	0	0	694.3	694.3	694.3
02/18/2013 17:00	0	0	835.1	835.1	835.1
02/18/2013 18:00	0	0	836.5	836.5	836.5
02/18/2013 19:00	0	0	845.3	845.3	845.3
02/18/2013 20:00	0	0	728.5	728.5	728.5
02/18/2013 21:00	0	0	583.7	583.7	583.7
02/18/2013 22:00	0	0	555.5	555.5	555.5
02/18/2013 23:00	0	0	508.8	508.8	508.8
02/19/2013 00:00	0	0	723.8	723.8	723.8
02/19/2013 01:00	0	0	633.5	633.5	633.5
02/19/2013 02:00	0	0	539.6	539.6	539.6
02/19/2013 03:00	0	0	539.2	539.2	539.2
02/19/2013 04:00	0	0	585.7	585.7	585.7
02/19/2013 05:00	0	0	763.5	763.5	763.5
02/19/2013 06:00	0	0	818.4	818.4	818.4
02/19/2013 07:00	0	0	685.7	685.7	685.7
02/19/2013 08:00	0	0	708.2	708.2	708.2
02/19/2013 09:00	0	0	858.9	858.9	858.9
02/19/2013 10:00	0	0	842	842	842
02/19/2013 11:00	0	0	790.8	790.8	790.8
02/19/2013 12:00	0	0	747.1	747.1	747.1
02/19/2013 13:00	0	0	796.5	796.5	796.5
02/19/2013 14:00	0	0	860.7	860.7	860.7
02/19/2013 15:00	0	0	856	856	856
02/19/2013 16:00	0	0	819.3	819.3	819.3
02/19/2013 17:00	0	0	795.2	795.2	795.2
02/19/2013 18:00	0	0	878.7	878.7	878.7
02/19/2013 19:00	0	0	806.8	806.8	806.8
02/19/2013 20:00	0	0	743.2	743.2	743.2
02/19/2013 21:00	0	0	761.8	761.8	761.8
02/19/2013 22:00	0	0	672.7	672.7	672.7
02/19/2013 23:00	0	0	733.9	733.9	733.9
02/20/2013 00:00	0	0	800.9	800.9	800.9
02/20/2013 01:00	0	0	761.4	761.4	761.4
02/20/2013 02:00	0	0	727.9	727.9	727.9
02/20/2013 03:00	0	0	738.4	738.4	738.4
02/20/2013 04:00	0	0	734.5	734.5	734.5
02/20/2013 05:00	0	0	879.4	879.4	879.4
02/20/2013 06:00	0	0	892.2	892.2	892.2
02/20/2013 07:00	0	0	767.5	767.5	767.5
02/20/2013 08:00	0	0	745.4	745.4	745.4
02/20/2013 09:00	0	0	739.7	739.7	739.7
02/20/2013 10:00	0	0	751.9	751.9	751.9
02/20/2013 11:00	0	0	802.2	802.2	802.2
02/20/2013 12:00	0	0	812.3	812.3	812.3
02/20/2013 13:00	0	0	903.5	903.5	903.5
02/20/2013 14:00	0	0	1028.2	1028.2	1028.2
02/20/2013 15:00	0	0	1070	1070	1070
02/20/2013 16:00	0	0	839.2	839.2	839.2
02/20/2013 17:00	0	0	689	689	689
02/20/2013 18:00	0	0	707.1	707.1	707.1
02/20/2013 19:00	0	0	736	736	736
02/20/2013 20:00	0	0	682.3	682.3	682.3
02/20/2013 21:00	0	0	733.1	733.1	733.1
02/20/2013 22:00	0	0	793.8	793.8	793.8
02/20/2013 23:00	0	0	770.2	770.2	770.2
02/21/2013 00:00	0	0	708.6	708.6	708.6
02/21/2013 01:00	0	0	723.7	723.7	723.7
02/21/2013 02:00	0	0	725.4	725.4	725.4
02/21/2013 03:00	0	0	789.9	789.9	789.9

	Unit 1 (Part 75 Data)	Unit 1 (Part 60 Data)	Unit 2 (Part 75 Data)	Unit 2 (Part 60 Data)	Units 1&2 Combined
	SO2_LbPerHr	SO2_P60_LbPerHr	SO2_LbPerHr	SO2_P60_LbPerHr	(Part 60 Data)
	1H	1H	1H	1H	
Time	Value	Value	Value	Value	
02/21/2013 04:00	0	0	819.5	819.5	819.5
02/21/2013 05:00	0	0	765.6	765.6	765.6
02/21/2013 06:00	0	0	758	758	758
02/21/2013 07:00	0	0	747.6	747.6	747.6
02/21/2013 08:00	0	0	761.7	761.7	761.7
02/21/2013 09:00	0	0	795.4	795.4	795.4
02/21/2013 10:00	0	0	795.5	795.5	795.5
02/21/2013 11:00	0	0	835.9	835.9	835.9
02/21/2013 12:00	0	0	821.1	821.1	821.1
02/21/2013 13:00	0	0	794.2	794.2	794.2
02/21/2013 14:00	0	0	756	756	756
02/21/2013 15:00	0	0	764.4	764.4	764.4
02/21/2013 16:00	0	0	718.7	718.7	718.7
02/21/2013 17:00	0	0	681.5	681.5	681.5
02/21/2013 18:00	0	0	856.5	856.5	856.5
02/21/2013 19:00	0	0	854.4	854.4	854.4
02/21/2013 20:00	0	0	789.8	789.8	789.8
02/21/2013 21:00	0	0	736.4	736.4	736.4
02/21/2013 22:00	0	0	686.5	686.5	686.5
02/21/2013 23:00	0	0	647.3	647.3	647.3
02/22/2013 00:00	0	0	537.2	537.2	537.2
02/22/2013 01:00	0	0	842.8	842.8	842.8
02/22/2013 02:00	0	0	672.3	672.3	672.3
02/22/2013 03:00	0	0	661.3	661.3	661.3
02/22/2013 04:00	0	0	638.7	638.7	638.7
02/22/2013 05:00	0	0	551.2	551.2	551.2
02/22/2013 06:00	0	0	926.6	926.6	926.6
02/22/2013 07:00	0	0	835.3	835.3	835.3
02/22/2013 08:00	0	0	679.3	679.3	679.3
02/22/2013 09:00	0	0	703.2	703.2	703.2
02/22/2013 10:00	0	0	701.8	701.8	701.8
02/22/2013 11:00	0	0	729.9	729.9	729.9
02/22/2013 12:00	0	0	717	717	717
02/22/2013 13:00	0	0	667.2	667.2	667.2
02/22/2013 14:00	0	0	702.7	702.7	702.7
02/22/2013 15:00	0	0	749.4	749.4	749.4
02/22/2013 16:00	0	0	581	581	581
02/22/2013 17:00	0	0	554.9	554.9	554.9
02/22/2013 18:00	0	0	897.7	897.7	897.7
02/22/2013 19:00	0	0	889.2	889.2	889.2
02/22/2013 20:00	0	0	740.3	740.3	740.3
02/22/2013 21:00	0	0	642.6	642.6	642.6
02/22/2013 22:00	0	0	586.7	586.7	586.7
02/22/2013 23:00	0	0	445.3	445.3	445.3
02/23/2013 00:00	0	0	608.9	608.9	608.9
02/23/2013 01:00	0	0	824.1	824.1	824.1
02/23/2013 02:00	0	0	676.3	676.3	676.3
02/23/2013 03:00	0	0	559	559	559
02/23/2013 04:00	0	0	594.9	594.9	594.9
02/23/2013 05:00	0	0	634.5	634.5	634.5
02/23/2013 06:00	0	0	629.2	629.2	629.2
02/23/2013 07:00	0	0	859.7	859.7	859.7
02/23/2013 08:00	0	0	716.8	716.8	716.8
02/23/2013 09:00	0	0	705.5	705.5	705.5
02/23/2013 10:00	0	0	727	727	727
02/23/2013 11:00	0	0	739.6	739.6	739.6
02/23/2013 12:00	0	0	658.7	658.7	658.7
02/23/2013 13:00	0	0	475.8	475.8	475.8
02/23/2013 14:00	0	0	457.1	457.1	457.1
02/23/2013 15:00	0	0	523.9	523.9	523.9
02/23/2013 16:00	0	0	606.3	606.3	606.3
02/23/2013 17:00	0	0	622.6	622.6	622.6
02/23/2013 18:00	0	0	755.6	755.6	755.6
02/23/2013 19:00	0	0	750.1	750.1	750.1
02/23/2013 20:00	0	0	638.8	638.8	638.8

	Unit 1 (Part 75 Data)	Unit 1 (Part 60 Data)	Unit 2 (Part 75 Data)	Unit 2 (Part 60 Data)	Units 1&2 Combined
	SO2_LbPerHr	SO2_P60_LbPerHr	SO2_LbPerHr	SO2_P60_LbPerHr	(Part 60 Data)
	1H	1H	1H	1H	
Time	Value	Value	Value	Value	
02/23/2013 21:00	0	0	524.2	524.2	524.2
02/23/2013 22:00	0	0	415.9	415.9	415.9
02/23/2013 23:00	0	0	473.8	473.8	473.8
02/24/2013 00:00	0	0	715.1	715.1	715.1
02/24/2013 01:00	0	0	378.5	378.5	378.5
02/24/2013 02:00	0	0	644.2	644.2	644.2
02/24/2013 03:00	0	0	535.1	535.1	535.1
02/24/2013 04:00	0	0	496.3	496.3	496.3
02/24/2013 05:00	0	0	459.5	459.5	459.5
02/24/2013 06:00	0	0	501.1	501.1	501.1
02/24/2013 07:00	0	0	724.2	724.2	724.2
02/24/2013 08:00	0	0	548.3	548.3	548.3
02/24/2013 09:00	0	0	610.5	610.5	610.5
02/24/2013 10:00	0	0	625.5	625.5	625.5
02/24/2013 11:00	0	0	462	462	462
02/24/2013 12:00	0	0	479.3	479.3	479.3
02/24/2013 13:00	0	0	373.7	373.7	373.7
02/24/2013 14:00	0	0	392.4	392.4	392.4
02/24/2013 15:00	0	0	531.6	531.6	531.6
02/24/2013 16:00	0	0	463.6	463.6	463.6
02/24/2013 17:00	0	0	575.8	575.8	575.8
02/24/2013 18:00	0	0	759.4	759.4	759.4
02/24/2013 19:00	0	0	744	744	744
02/24/2013 20:00	0	0	681.1	681.1	681.1
02/24/2013 21:00	0	0	625.8	625.8	625.8
02/24/2013 22:00	0	0	594.4	594.4	594.4
02/24/2013 23:00	0	0	576	576	576
02/25/2013 00:00	0	0	628.7	628.7	628.7
02/25/2013 01:00	0	0	707.3	707.3	707.3
02/25/2013 02:00	0	0	719.2	719.2	719.2
02/25/2013 03:00	0	0	591	591	591
02/25/2013 04:00	0	0	687.4	687.4	687.4
02/25/2013 05:00	0	0	730	730	730
02/25/2013 06:00	0	0	840.4	840.4	840.4
02/25/2013 07:00	0	0	707.1	707.1	707.1
02/25/2013 08:00	0	0	643.5	643.5	643.5
02/25/2013 09:00	0	0	606.4	606.4	606.4
02/25/2013 10:00	0	0	645.5	645.5	645.5
02/25/2013 11:00	0	0	550.4	550.4	550.4
02/25/2013 12:00	0	0	564.2	564.2	564.2
02/25/2013 13:00	0	0	368.7	368.7	368.7
02/25/2013 14:00	0	0	271.2	271.2	271.2
02/25/2013 15:00	0	0	168.5	168.5	168.5
02/25/2013 16:00	0	0	129.4	129.4	129.4
02/25/2013 17:00	0	0	180.9	180.9	180.9
02/25/2013 18:00	0	0	251.9	251.9	251.9
02/25/2013 19:00	0	0	275.1	275.1	275.1
02/25/2013 20:00	0	0	336.8	336.8	336.8
02/25/2013 21:00	0	0	965.8	965.8	965.8
02/25/2013 22:00	0	0	804.1	804.1	804.1
02/25/2013 23:00	0	0	511	511	511
02/26/2013 00:00	0	0	1115	1115	1115
02/26/2013 01:00	0	0	912.4	912.4	912.4
02/26/2013 02:00	0	0	1054.3	1054.3	1054.3
02/26/2013 03:00	0	0	884.8	884.8	884.8
02/26/2013 04:00	0	0	853.1	853.1	853.1
02/26/2013 05:00	0	0	818.8	818.8	818.8
02/26/2013 06:00	0	0	1155.7	1155.7	1155.7
02/26/2013 07:00	0	0	1278.3	1278.3	1278.3
02/26/2013 08:00	0	0	1007.8	1007.8	1007.8
02/26/2013 09:00	0	0	879.3	879.3	879.3
02/26/2013 10:00	0	0	840.3	840.3	840.3
02/26/2013 11:00	0	0	852.6	852.6	852.6
02/26/2013 12:00	0	0	842.9	842.9	842.9
02/26/2013 13:00	0	0	10772.6	10772.6	10772.6

	Unit 1 (Part 75 Data)	Unit 1 (Part 60 Data)	Unit 2 (Part 75 Data)	Unit 2 (Part 60 Data)	Units 1&2 Combined
	SO2_LbPerHr	SO2_P60_LbPerHr	SO2_LbPerHr	SO2_P60_LbPerHr	(Part 60 Data)
	1H	1H	1H	1H	
Time	Value	Value	Value	Value	
02/26/2013 14:00	0	0	2106.4	2106.4	2106.4
02/26/2013 15:00	0	0	1705	1705	1705
02/26/2013 16:00	0	0	1092	1092	1092
02/26/2013 17:00	0	0	954.2	954.2	954.2
02/26/2013 18:00	0	0	816.1	816.1	816.1
02/26/2013 19:00	0	0	734.2	734.2	734.2
02/26/2013 20:00	0	0	738.3	738.3	738.3
02/26/2013 21:00	0	0	793.5	793.5	793.5
02/26/2013 22:00	0	0	608.3	608.3	608.3
02/26/2013 23:00	0	0	514.5	514.5	514.5
02/27/2013 00:00	0	0	775.3	775.3	775.3
02/27/2013 01:00	0	0	721.1	721.1	721.1
02/27/2013 02:00	0	0	615.2	615.2	615.2
02/27/2013 03:00	0	0	590.6	590.6	590.6
02/27/2013 04:00	0	0	673	673	673
02/27/2013 05:00	0	0	687.6	687.6	687.6
02/27/2013 06:00	0	0	960.6	960.6	960.6
02/27/2013 07:00	0	0	833	833	833
02/27/2013 08:00	0	0	699.3	699.3	699.3
02/27/2013 09:00	0	0	672.3	672.3	672.3
02/27/2013 10:00	0	0	709.4	709.4	709.4
02/27/2013 11:00	0	0	826.9	826.9	826.9
02/27/2013 12:00	0	0	872.7	872.7	872.7
02/27/2013 13:00	0	0	672.3	672.3	672.3
02/27/2013 14:00	0	0	713.2	713.2	713.2
02/27/2013 15:00	0	0	585.9	585.9	585.9
02/27/2013 16:00	0	0	511.4	511.4	511.4
02/27/2013 17:00	0	0	541.6	541.6	541.6
02/27/2013 18:00	0	0	366.4	366.4	366.4
02/27/2013 19:00	0	0	296.1	296.1	296.1
02/27/2013 20:00	0	0	299.6	299.6	299.6
02/27/2013 21:00	0	0	293.2	293.2	293.2
02/27/2013 22:00	0	0	96.2	96.2	96.2
02/27/2013 23:00	0	0	41.1	41.1	41.1
02/28/2013 00:00	0	0	32.4	32.4	32.4
02/28/2013 01:00	0	0	27.2	27.2	27.2
02/28/2013 02:00	0	0	26.6	26.6	26.6
02/28/2013 03:00	0	0	42.5	42.5	42.5
02/28/2013 04:00	0	0	33	33	33
02/28/2013 05:00	0	0	86.6	86.6	86.6
02/28/2013 06:00	0	0	228.3	228.3	228.3
02/28/2013 07:00	0	0	207.4	207.4	207.4
02/28/2013 08:00	0	0	387.5	387.5	387.5
02/28/2013 09:00	0	0	814.8	814.8	814.8
02/28/2013 10:00	0	0	1002.3	1002.3	1002.3
02/28/2013 11:00	0	0	1033.9	1033.9	1033.9
02/28/2013 12:00	0	0	1110.3	1110.3	1110.3
02/28/2013 13:00	0	0	1131.9	1131.9	1131.9
02/28/2013 14:00	0	0	1082.7	1082.7	1082.7
02/28/2013 15:00	0	0	845.6	845.6	845.6
02/28/2013 16:00	0	0	1182.3	1182.3	1182.3
02/28/2013 17:00	0	0	1246.6	1246.6	1246.6
02/28/2013 18:00	0	0	1002.3	1002.3	1002.3
02/28/2013 19:00	0	0	920.1	920.1	920.1
02/28/2013 20:00	0	0	945.8	945.8	945.8
02/28/2013 21:00	0	0	890.1	890.1	890.1
02/28/2013 22:00	0	0	722.2	722.2	722.2
02/28/2013 23:00	0	0	421.6	421.6	421.6
03/01/2013 00:00	0	0	454.9	454.9	454.9
03/01/2013 01:00	0	0	526.5	526.5	526.5
03/01/2013 02:00	0	0	489.2	489.2	489.2
03/01/2013 03:00	0	0	431.3	431.3	431.3
03/01/2013 04:00	0	0	462	462	462
03/01/2013 05:00	0	0	526	526	526
03/01/2013 06:00	0	0	826.7	826.7	826.7

	Unit 1 (Part 75 Data)	Unit 1 (Part 60 Data)	Unit 2 (Part 75 Data)	Unit 2 (Part 60 Data)	Units 1&2 Combined
	SO2_LbPerHr	SO2_P60_LbPerHr	SO2_LbPerHr	SO2_P60_LbPerHr	(Part 60 Data)
	1H	1H	1H	1H	
Time	Value	Value	Value	Value	
03/01/2013 07:00	0	0	722.8	722.8	722.8
03/01/2013 08:00	0	0	692.6	692.6	692.6
03/01/2013 09:00	0	0	664.5	664.5	664.5
03/01/2013 10:00	0	0	605.9	605.9	605.9
03/01/2013 11:00	0	0	597.4	597.4	597.4
03/01/2013 12:00	0	0	646.1	646.1	646.1
03/01/2013 13:00	0	0	722	722	722
03/01/2013 14:00	0	0	770.2	770.2	770.2
03/01/2013 15:00	0	0	748.9	748.9	748.9
03/01/2013 16:00	0	0	689.7	689.7	689.7
03/01/2013 17:00	0	0	632.8	632.8	632.8
03/01/2013 18:00	0	0	677.8	677.8	677.8
03/01/2013 19:00	0	0	702	702	702
03/01/2013 20:00	0	0	771.4	771.4	771.4
03/01/2013 21:00	0	0	754.9	754.9	754.9
03/01/2013 22:00	0	0	610.6	610.6	610.6
03/01/2013 23:00	0	0	699.3	699.3	699.3
03/02/2013 00:00	0	0	692.3	692.3	692.3
03/02/2013 01:00	0	0	823.8	823.8	823.8
03/02/2013 02:00	0	0	774.1	774.1	774.1
03/02/2013 03:00	0	0	624.4	624.4	624.4
03/02/2013 04:00	0	0	498	498	498
03/02/2013 05:00	0	0	552.5	552.5	552.5
03/02/2013 06:00	0	0	825	825	825
03/02/2013 07:00	0	0	847.2	847.2	847.2
03/02/2013 08:00	0	0	734.6	734.6	734.6
03/02/2013 09:00	0	0	693.5	693.5	693.5
03/02/2013 10:00	0	0	709	709	709
03/02/2013 11:00	0	0	737.7	737.7	737.7
03/02/2013 12:00	0	0	741.6	741.6	741.6
03/02/2013 13:00	0	0	795.5	795.5	795.5
03/02/2013 14:00	0	0	838.3	838.3	838.3
03/02/2013 15:00	0	0	772.6	772.6	772.6
03/02/2013 16:00	0	0	730.8	730.8	730.8
03/02/2013 17:00	0	0	738.2	738.2	738.2
03/02/2013 18:00	0	0	717.9	717.9	717.9
03/02/2013 19:00	0	0	696	696	696
03/02/2013 20:00	0	0	688.3	688.3	688.3
03/02/2013 21:00	0	0	699.8	699.8	699.8
03/02/2013 22:00	0	0	804.6	804.6	804.6
03/02/2013 23:00	0	0	816.2	816.2	816.2
03/03/2013 00:00	0	0	658.1	658.1	658.1
03/03/2013 01:00	0	0	452.8	452.8	452.8
03/03/2013 02:00	0	0	223.8	223.8	223.8
03/03/2013 03:00	0	0	689.5	689.5	689.5
03/03/2013 04:00	0	0	1044	1044	1044
03/03/2013 05:00	0	0	863.5	863.5	863.5
03/03/2013 06:00	0	0	682	682	682
03/03/2013 07:00	0	0	661.1	661.1	661.1
03/03/2013 08:00	0	0	724.9	724.9	724.9
03/03/2013 09:00	0	0	797	797	797
03/03/2013 10:00	0	0	765.6	765.6	765.6
03/03/2013 11:00	0	0	700.3	700.3	700.3
03/03/2013 12:00	0	0	747	747	747
03/03/2013 13:00	0	0	811.1	811.1	811.1
03/03/2013 14:00	0	0	835.4	835.4	835.4
03/03/2013 15:00	0	0	761.8	761.8	761.8
03/03/2013 16:00	0	0	675.7	675.7	675.7
03/03/2013 17:00	0	0	539.6	539.6	539.6
03/03/2013 18:00	0	0	805.9	805.9	805.9
03/03/2013 19:00	0	0	855.8	855.8	855.8
03/03/2013 20:00	0	0	672.7	672.7	672.7
03/03/2013 21:00	0	0	586.2	586.2	586.2
03/03/2013 22:00	0	0	608.1	608.1	608.1
03/03/2013 23:00	0	0	679.8	679.8	679.8

	Unit 1 (Part 75 Data)	Unit 1 (Part 60 Data)	Unit 2 (Part 75 Data)	Unit 2 (Part 60 Data)	Units 1&2 Combined
	SO2_LbPerHr	SO2_P60_LbPerHr	SO2_LbPerHr	SO2_P60_LbPerHr	(Part 60 Data)
	1H	1H	1H	1H	
Time	Value	Value	Value	Value	
03/04/2013 00:00	0	0	602.4	602.4	602.4
03/04/2013 01:00	0	0	587.4	587.4	587.4
03/04/2013 02:00	0	0	407.6	407.6	407.6
03/04/2013 03:00	0	0	391	391	391
03/04/2013 04:00	0	0	312.6	312.6	312.6
03/04/2013 05:00	0	0	211.4	211.4	211.4
03/04/2013 06:00	0	0	229.4	229.4	229.4
03/04/2013 07:00	0	0	358.3	358.3	358.3
03/04/2013 08:00	0	0	807.7	807.7	807.7
03/04/2013 09:00	0	0	959.8	959.8	959.8
03/04/2013 10:00	0	0	858.4	858.4	858.4
03/04/2013 11:00	0	0	1108.8	1108.8	1108.8
03/04/2013 12:00	0	0	834.8	834.8	834.8
03/04/2013 13:00	0	0	757.1	757.1	757.1
03/04/2013 14:00	0	0	653.6	653.6	653.6
03/04/2013 15:00	0	0	514.3	514.3	514.3
03/04/2013 16:00	0	0	628.1	628.1	628.1
03/04/2013 17:00	0	0	589.9	589.9	589.9
03/04/2013 18:00	0	0	669.1	669.1	669.1
03/04/2013 19:00	0	0	710.9	710.9	710.9
03/04/2013 20:00	0	0	611.1	611.1	611.1
03/04/2013 21:00	0	0	624.5	624.5	624.5
03/04/2013 22:00	0	0	564.9	564.9	564.9
03/04/2013 23:00	0	0	691.6	691.6	691.6
03/05/2013 00:00	0	0	650.4	650.4	650.4
03/05/2013 01:00	0	0	616.8	616.8	616.8
03/05/2013 02:00	0	0	632.2	632.2	632.2
03/05/2013 03:00	0	0	620	620	620
03/05/2013 04:00	0	0	759.6	759.6	759.6
03/05/2013 05:00	0	0	836.3	836.3	836.3
03/05/2013 06:00	0	0	724.1	724.1	724.1
03/05/2013 07:00	0	0	642.4	642.4	642.4
03/05/2013 08:00	0	0	640.5	640.5	640.5
03/05/2013 09:00	0	0	726.6	726.6	726.6
03/05/2013 10:00	0	0	783.3	783.3	783.3
03/05/2013 11:00	0	0	780.9	780.9	780.9
03/05/2013 12:00	0	0	674.9	674.9	674.9
03/05/2013 13:00	0	0	526.2	526.2	526.2
03/05/2013 14:00	0	0	752.7	752.7	752.7
03/05/2013 15:00	0	0	828	828	828
03/05/2013 16:00	0	0	1071.6	1071.6	1071.6
03/05/2013 17:00	0	0	840.7	840.7	840.7
03/05/2013 18:00	0	0	360	360	360
03/05/2013 19:00	0	0	271.8	271.8	271.8
03/05/2013 20:00	0	0	276.2	276.2	276.2
03/05/2013 21:00	0	0	416.9	416.9	416.9
03/05/2013 22:00	0	0	381	381	381
03/05/2013 23:00	0	0	240	240	240
03/06/2013 00:00	0	0	290.1	290.1	290.1
03/06/2013 01:00	0	0	359.6	359.6	359.6
03/06/2013 02:00	0	0	327.5	327.5	327.5
03/06/2013 03:00	0	0	286.9	286.9	286.9
03/06/2013 04:00	0	0	247.7	247.7	247.7
03/06/2013 05:00	0	0	325.1	325.1	325.1
03/06/2013 06:00	0	0	271.3	271.3	271.3
03/06/2013 07:00	0	0	315.7	315.7	315.7
03/06/2013 08:00	0	0	306.7	306.7	306.7
03/06/2013 09:00	0	0	310.7	310.7	310.7
03/06/2013 10:00	0	0	318.5	318.5	318.5
03/06/2013 11:00	0	0	317	317	317
03/06/2013 12:00	0	0	306.8	306.8	306.8
03/06/2013 13:00	0	0	243.5	243.5	243.5
03/06/2013 14:00	0	0	361.5	361.5	361.5
03/06/2013 15:00	0	0	414.8	414.8	414.8
03/06/2013 16:00	0	0	466.5	466.5	466.5

	Unit 1 (Part 75 Data)	Unit 1 (Part 60 Data)	Unit 2 (Part 75 Data)	Unit 2 (Part 60 Data)	Units 1&2 Combined
	SO2_LbPerHr	SO2_P60_LbPerHr	SO2_LbPerHr	SO2_P60_LbPerHr	(Part 60 Data)
	1H	1H	1H	1H	
Time	Value	Value	Value	Value	
03/06/2013 17:00	0	0	498.5	498.5	498.5
03/06/2013 18:00	0	0	518.7	518.7	518.7
03/06/2013 19:00	0	0	517.2	517.2	517.2
03/06/2013 20:00	0	0	523.5	523.5	523.5
03/06/2013 21:00	0	0	544.2	544.2	544.2
03/06/2013 22:00	0	0	542.8	542.8	542.8
03/06/2013 23:00	0	0	440.3	440.3	440.3
03/07/2013 00:00	0	0	489.8	489.8	489.8
03/07/2013 01:00	0	0	566	566	566
03/07/2013 02:00	0	0	412	412	412
03/07/2013 03:00	0	0	500.3	500.3	500.3
03/07/2013 04:00	0	0	604.7	604.7	604.7
03/07/2013 05:00	0	0	543.4	543.4	543.4
03/07/2013 06:00	0	0	863.7	863.7	863.7
03/07/2013 07:00	0	0	682.9	682.9	682.9
03/07/2013 08:00	0	0	626.1	626.1	626.1
03/07/2013 09:00	0	0	597.4	597.4	597.4
03/07/2013 10:00	0	0	554.6	554.6	554.6
03/07/2013 11:00	0	0	542.7	542.7	542.7
03/07/2013 12:00	0	0	525.2	525.2	525.2
03/07/2013 13:00	0	0	559	559	559
03/07/2013 14:00	0	0	372.3	372.3	372.3
03/07/2013 15:00	0	0	519	519	519
03/07/2013 16:00	0	0	969	969	969
03/07/2013 17:00	0	0	697.4	697.4	697.4
03/07/2013 18:00	0	0	506.1	506.1	506.1
03/07/2013 19:00	0	0	706.9	706.9	706.9
03/07/2013 20:00	0	0	792	792	792
03/07/2013 21:00	0	0	713.3	713.3	713.3
03/07/2013 22:00	0	0	571.5	571.5	571.5
03/07/2013 23:00	0	0	345.1	345.1	345.1
03/08/2013 00:00	0	0	323.9	323.9	323.9
03/08/2013 01:00	0	0	494.9	494.9	494.9
03/08/2013 02:00	0	0	666.6	666.6	666.6
03/08/2013 03:00	0	0	681.8	681.8	681.8
03/08/2013 04:00	0	0	744.3	744.3	744.3
03/08/2013 05:00	0	0	834.6	834.6	834.6
03/08/2013 06:00	0	0	723.4	723.4	723.4
03/08/2013 07:00	0	0	653.7	653.7	653.7
03/08/2013 08:00	0	0	614.2	614.2	614.2
03/08/2013 09:00	0	0	615.7	615.7	615.7
03/08/2013 10:00	0	0	673.5	673.5	673.5
03/08/2013 11:00	0	0	694.9	694.9	694.9
03/08/2013 12:00	0	0	716.5	716.5	716.5
03/08/2013 13:00	0	0	891	891	891
03/08/2013 14:00	0	0	853.3	853.3	853.3
03/08/2013 15:00	0	0	605.5	605.5	605.5
03/08/2013 16:00	0	0	614.8	614.8	614.8
03/08/2013 17:00	0	0	556	556	556
03/08/2013 18:00	0	0	689.9	689.9	689.9
03/08/2013 19:00	0	0	889.8	889.8	889.8
03/08/2013 20:00	0	0	870.8	870.8	870.8
03/08/2013 21:00	0	0	722.1	722.1	722.1
03/08/2013 22:00	0	0	469.7	469.7	469.7
03/08/2013 23:00	0	0	336.5	336.5	336.5
03/09/2013 00:00	0	0	578.1	578.1	578.1
03/09/2013 01:00	0	0	788.4	788.4	788.4
03/09/2013 02:00	0	0	622.2	622.2	622.2
03/09/2013 03:00	0	0	541.8	541.8	541.8
03/09/2013 04:00	0	0	545.1	545.1	545.1
03/09/2013 05:00	0	0	511.3	511.3	511.3
03/09/2013 06:00	0	0	703.2	703.2	703.2
03/09/2013 07:00	0	0	914	914	914
03/09/2013 08:00	0	0	819.5	819.5	819.5
03/09/2013 09:00	0	0	1061.4	1061.4	1061.4

	Unit 1 (Part 75 Data)	Unit 1 (Part 60 Data)	Unit 2 (Part 75 Data)	Unit 2 (Part 60 Data)	Units 1&2 Combined
	SO2_LbPerHr	SO2_P60_LbPerHr	SO2_LbPerHr	SO2_P60_LbPerHr	(Part 60 Data)
	1H	1H	1H	1H	
Time	Value	Value	Value	Value	
03/09/2013 10:00	0	0	737.8	737.8	737.8
03/09/2013 11:00	0	0	350.8	350.8	350.8
03/09/2013 12:00	0	0	372.1	372.1	372.1
03/09/2013 13:00	0	0	447.8	447.8	447.8
03/09/2013 14:00	0	0	522.1	522.1	522.1
03/09/2013 15:00	0	0	375.3	375.3	375.3
03/09/2013 16:00	0	0	418.2	418.2	418.2
03/09/2013 17:00	0	0	415.3	415.3	415.3
03/09/2013 18:00	0	0	607.2	607.2	607.2
03/09/2013 19:00	0	0	485.6	485.6	485.6
03/09/2013 20:00	0	0	505.1	505.1	505.1
03/09/2013 21:00	0	0	466.1	466.1	466.1
03/09/2013 22:00	0	0	435.2	435.2	435.2
03/09/2013 23:00	0	0	380	380	380
03/10/2013 00:00	0	0	425.2	425.2	425.2
03/10/2013 01:00	0	0	509.5	509.5	509.5
03/10/2013 02:00	0	0	407.5	407.5	407.5
03/10/2013 03:00	0	0	406.6	406.6	406.6
03/10/2013 04:00	0	0	522.7	522.7	522.7
03/10/2013 05:00	0	0	509.7	509.7	509.7
03/10/2013 06:00	0	0	550.2	550.2	550.2
03/10/2013 07:00	0	0	573.7	573.7	573.7
03/10/2013 08:00	0	0	386.6	386.6	386.6
03/10/2013 09:00	0	0	448.3	448.3	448.3
03/10/2013 10:00	0	0	557.2	557.2	557.2
03/10/2013 11:00	0	0	547.9	547.9	547.9
03/10/2013 12:00	0	0	390.4	390.4	390.4
03/10/2013 13:00	0	0	422.3	422.3	422.3
03/10/2013 14:00	0	0	566	566	566
03/10/2013 15:00	0	0	438.2	438.2	438.2
03/10/2013 16:00	0	0	466.4	466.4	466.4
03/10/2013 17:00	0	0	407.6	407.6	407.6
03/10/2013 18:00	0	0	613.3	613.3	613.3
03/10/2013 19:00	0	0	496	496	496
03/10/2013 20:00	0	0	442.8	442.8	442.8
03/10/2013 21:00	0	0	465	465	465
03/10/2013 22:00	0	0	419.5	419.5	419.5
03/10/2013 23:00	0	0	445.8	445.8	445.8
03/11/2013 00:00	0	0	450.6	450.6	450.6
03/11/2013 01:00	0	0	406.2	406.2	406.2
03/11/2013 02:00	0	0	402.5	402.5	402.5
03/11/2013 03:00	0	0	460.1	460.1	460.1
03/11/2013 04:00	0	0	535.1	535.1	535.1
03/11/2013 05:00	0	0	623.1	623.1	623.1
03/11/2013 06:00	0	0	971.3	971.3	971.3
03/11/2013 07:00	0	0	998.5	998.5	998.5
03/11/2013 08:00	0	0	807.5	807.5	807.5
03/11/2013 09:00	0	0	699	699	699
03/11/2013 10:00	0	0	737.5	737.5	737.5
03/11/2013 11:00	0	0	719	719	719
03/11/2013 12:00	0	0	656.6	656.6	656.6
03/11/2013 13:00	0	0	555.5	555.5	555.5
03/11/2013 14:00	0	0	886.6	886.6	886.6
03/11/2013 15:00	0	0	1328.7	1328.7	1328.7
03/11/2013 16:00	0	0	858.2	858.2	858.2
03/11/2013 17:00	0	0	1219	1219	1219
03/11/2013 18:00	0	0	834.9	834.9	834.9
03/11/2013 19:00	0	0	696.3	696.3	696.3
03/11/2013 20:00	0	0	610	610	610
03/11/2013 21:00	0	0	458.8	458.8	458.8
03/11/2013 22:00	0	0	249.5	249.5	249.5
03/11/2013 23:00	0	0	191.6	191.6	191.6
03/12/2013 00:00	0	0	262.9	262.9	262.9
03/12/2013 01:00	0	0	533.9	533.9	533.9
03/12/2013 02:00	0	0	518.2	518.2	518.2

	Unit 1 (Part 75 Data)	Unit 1 (Part 60 Data)	Unit 2 (Part 75 Data)	Unit 2 (Part 60 Data)	Units 1&2 Combined
	SO2_LbPerHr	SO2_P60_LbPerHr	SO2_LbPerHr	SO2_P60_LbPerHr	(Part 60 Data)
	1H	1H	1H	1H	
Time	Value	Value	Value	Value	
03/12/2013 03:00	0	0	435	435	435
03/12/2013 04:00	0	0	558	558	558
03/12/2013 05:00	0	0	638.1	638.1	638.1
03/12/2013 06:00	0	0	768.9	768.9	768.9
03/12/2013 07:00	0	0	811.2	811.2	811.2
03/12/2013 08:00	0	0	706.1	706.1	706.1
03/12/2013 09:00	0	0	576.6	576.6	576.6
03/12/2013 10:00	0	0	598.5	598.5	598.5
03/12/2013 11:00	0	0	636.5	636.5	636.5
03/12/2013 12:00	0	0	726.8	726.8	726.8
03/12/2013 13:00	0	0	692.5	692.5	692.5
03/12/2013 14:00	0	0	588.9	588.9	588.9
03/12/2013 15:00	0	0	755.2	755.2	755.2
03/12/2013 16:00	0	0	673.3	673.3	673.3
03/12/2013 17:00	0	0	733	733	733
03/12/2013 18:00	0	0	671.1	671.1	671.1
03/12/2013 19:00	0	0	689.5	689.5	689.5
03/12/2013 20:00	0	0	684.1	684.1	684.1
03/12/2013 21:00	0	0	420.4	420.4	420.4
03/12/2013 22:00	0	0	325.5	325.5	325.5
03/12/2013 23:00	0	0	410.6	410.6	410.6
03/13/2013 00:00	0	0	682.7	682.7	682.7
03/13/2013 01:00	0	0	517	517	517
03/13/2013 02:00	0	0	443.4	443.4	443.4
03/13/2013 03:00	0	0	681.2	681.2	681.2
03/13/2013 04:00	0	0	557.6	557.6	557.6
03/13/2013 05:00	0	0	769.8	769.8	769.8
03/13/2013 06:00	0	0	850.2	850.2	850.2
03/13/2013 07:00	0	0	760.1	760.1	760.1
03/13/2013 08:00	0	0	650.3	650.3	650.3
03/13/2013 09:00	0	0	627.5	627.5	627.5
03/13/2013 10:00	0	0	649.9	649.9	649.9
03/13/2013 11:00	0	0	699.6	699.6	699.6
03/13/2013 12:00	0	0	731.7	731.7	731.7
03/13/2013 13:00	0	0	545.8	545.8	545.8
03/13/2013 14:00	0	0	459.9	459.9	459.9
03/13/2013 15:00	0	0	508.1	508.1	508.1
03/13/2013 16:00	0	0	909.1	909.1	909.1
03/13/2013 17:00	0	0	850.5	850.5	850.5
03/13/2013 18:00	0	0	698.3	698.3	698.3
03/13/2013 19:00	0	0	597.6	597.6	597.6
03/13/2013 20:00	0	0	584.3	584.3	584.3
03/13/2013 21:00	0	0	534	534	534
03/13/2013 22:00	0	0	582	582	582
03/13/2013 23:00	0	0	564.3	564.3	564.3
03/14/2013 00:00	0	0	644.8	644.8	644.8
03/14/2013 01:00	0	0	693.4	693.4	693.4
03/14/2013 02:00	0	0	623.4	623.4	623.4
03/14/2013 03:00	0	0	660.5	660.5	660.5
03/14/2013 04:00	0	0	759.1	759.1	759.1
03/14/2013 05:00	0	0	831.1	831.1	831.1
03/14/2013 06:00	0	0	700.3	700.3	700.3
03/14/2013 07:00	0	0	635	635	635
03/14/2013 08:00	0	0	588.8	588.8	588.8
03/14/2013 09:00	0	0	627.4	627.4	627.4
03/14/2013 10:00	0	0	624.4	624.4	624.4
03/14/2013 11:00	0	0	609.5	609.5	609.5
03/14/2013 12:00	0	0	791.5	791.5	791.5
03/14/2013 13:00	0	0	748.4	748.4	748.4
03/14/2013 14:00	0	0	682	682	682
03/14/2013 15:00	0	0	477.1	477.1	477.1
03/14/2013 16:00	0	0	532.3	532.3	532.3
03/14/2013 17:00	0	0	518.3	518.3	518.3
03/14/2013 18:00	0	0	893.9	893.9	893.9
03/14/2013 19:00	0	0	909.4	909.4	909.4

	Unit 1 (Part 75 Data)	Unit 1 (Part 60 Data)	Unit 2 (Part 75 Data)	Unit 2 (Part 60 Data)	Units 1&2 Combined
	SO2_LbPerHr	SO2_P60_LbPerHr	SO2_LbPerHr	SO2_P60_LbPerHr	(Part 60 Data)
	1H	1H	1H	1H	
Time	Value	Value	Value	Value	
03/14/2013 20:00	0	0	722.1	722.1	722.1
03/14/2013 21:00	0	0	489.2	489.2	489.2
03/14/2013 22:00	0	0	348.4	348.4	348.4
03/14/2013 23:00	0	0	534.4	534.4	534.4
03/15/2013 00:00	0	0	714.1	714.1	714.1
03/15/2013 01:00	0	0	600.8	600.8	600.8
03/15/2013 02:00	0	0	642.1	642.1	642.1
03/15/2013 03:00	0	0	731.6	731.6	731.6
03/15/2013 04:00	0	0	635.7	635.7	635.7
03/15/2013 05:00	0	0	646.5	646.5	646.5
03/15/2013 06:00	0	0	762.7	762.7	762.7
03/15/2013 07:00	0	0	631.3	631.3	631.3
03/15/2013 08:00	0	0	608.2	608.2	608.2
03/15/2013 09:00	0	0	654	654	654
03/15/2013 10:00	0	0	636.8	636.8	636.8
03/15/2013 11:00	0	0	522.6	522.6	522.6
03/15/2013 12:00	0	0	634.5	634.5	634.5
03/15/2013 13:00	0	0	599.7	599.7	599.7
03/15/2013 14:00	0	0	558	558	558
03/15/2013 15:00	0	0	576.1	576.1	576.1
03/15/2013 16:00	0	0	614.4	614.4	614.4
03/15/2013 17:00	0	0	555.2	555.2	555.2
03/15/2013 18:00	0	0	805.1	805.1	805.1
03/15/2013 19:00	0	0	703.6	703.6	703.6
03/15/2013 20:00	0	0	350.9	350.9	350.9
03/15/2013 21:00	0	0	341.9	341.9	341.9
03/15/2013 22:00	0	0	596.9	596.9	596.9
03/15/2013 23:00	0	0	849.2	849.2	849.2
03/16/2013 00:00	0	0	672.9	672.9	672.9
03/16/2013 01:00	0	0	470.5	470.5	470.5
03/16/2013 02:00	0	0	458.4	458.4	458.4
03/16/2013 03:00	0	0	697.1	697.1	697.1
03/16/2013 04:00	0	0	775.5	775.5	775.5
03/16/2013 05:00	0	0	562.5	562.5	562.5
03/16/2013 06:00	0	0	679.4	679.4	679.4
03/16/2013 07:00	0	0	900.8	900.8	900.8
03/16/2013 08:00	0	0	752.3	752.3	752.3
03/16/2013 09:00	0	0	653.9	653.9	653.9
03/16/2013 10:00	0	0	656.3	656.3	656.3
03/16/2013 11:00	0	0	670.7	670.7	670.7
03/16/2013 12:00	0	0	713.8	713.8	713.8
03/16/2013 13:00	0	0	580	580	580
03/16/2013 14:00	0	0	514.8	514.8	514.8
03/16/2013 15:00	0	0	786.6	786.6	786.6
03/16/2013 16:00	0	0	770.8	770.8	770.8
03/16/2013 17:00	0	0	703.2	703.2	703.2
03/16/2013 18:00	0	0	576.7	576.7	576.7
03/16/2013 19:00	0	0	751.2	751.2	751.2
03/16/2013 20:00	0	0	771.5	771.5	771.5
03/16/2013 21:00	0	0	544.2	544.2	544.2
03/16/2013 22:00	0	0	378.1	378.1	378.1
03/16/2013 23:00	0	0	528.4	528.4	528.4
03/17/2013 00:00	0	0	718.6	718.6	718.6
03/17/2013 01:00	0	0	574.6	574.6	574.6
03/17/2013 02:00	0	0	486	486	486
03/17/2013 03:00	0	0	561.9	561.9	561.9
03/17/2013 04:00	0	0	523.9	523.9	523.9
03/17/2013 05:00	0	0	515.3	515.3	515.3
03/17/2013 06:00	0	0	765.3	765.3	765.3
03/17/2013 07:00	0	0	634.5	634.5	634.5
03/17/2013 08:00	0	0	778.4	778.4	778.4
03/17/2013 09:00	0	0	700.4	700.4	700.4
03/17/2013 10:00	0	0	543.1	543.1	543.1
03/17/2013 11:00	0	0	643.2	643.2	643.2
03/17/2013 12:00	0	0	487.1	487.1	487.1

	Unit 1 (Part 75 Data)	Unit 1 (Part 60 Data)	Unit 2 (Part 75 Data)	Unit 2 (Part 60 Data)	Units 1&2 Combined
	SO2_LbPerHr	SO2_P60_LbPerHr	SO2_LbPerHr	SO2_P60_LbPerHr	(Part 60 Data)
	1H	1H	1H	1H	
Time	Value	Value	Value	Value	
03/17/2013 13:00	0	0	651.7	651.7	651.7
03/17/2013 14:00	0	0	715.4	715.4	715.4
03/17/2013 15:00	0	0	869.1	869.1	869.1
03/17/2013 16:00	0	0	737.4	737.4	737.4
03/17/2013 17:00	0	0	661.7	661.7	661.7
03/17/2013 18:00	0	0	638.2	638.2	638.2
03/17/2013 19:00	0	0	604.3	604.3	604.3
03/17/2013 20:00	0	0	602.7	602.7	602.7
03/17/2013 21:00	0	0	663.5	663.5	663.5
03/17/2013 22:00	0	0	606.4	606.4	606.4
03/17/2013 23:00	0	0	768	768	768
03/18/2013 00:00	0	0	938.5	938.5	938.5
03/18/2013 01:00	0	0	869.9	869.9	869.9
03/18/2013 02:00	0	0	730.2	730.2	730.2
03/18/2013 03:00	0	0	645.3	645.3	645.3
03/18/2013 04:00	0	0	769.7	769.7	769.7
03/18/2013 05:00	0	0	1562.7	1562.7	1562.7
03/18/2013 06:00	0	0	1155	1155	1155
03/18/2013 07:00	0	0	876.3	876.3	876.3
03/18/2013 08:00	0	0	796.9	796.9	796.9
03/18/2013 09:00	0	0	678.8	678.8	678.8
03/18/2013 10:00	0	0	636.2	636.2	636.2
03/18/2013 11:00	0	0	678.7	678.7	678.7
03/18/2013 12:00	0	0	735.5	735.5	735.5
03/18/2013 13:00	0	0	751.1	751.1	751.1
03/18/2013 14:00	0	0	716	716	716
03/18/2013 15:00	0	0	679.6	679.6	679.6
03/18/2013 16:00	0	0	623.9	623.9	623.9
03/18/2013 17:00	0	0	629.1	629.1	629.1
03/18/2013 18:00	0	0	642.1	642.1	642.1
03/18/2013 19:00	0	0	714	714	714
03/18/2013 20:00	0	0	740.6	740.6	740.6
03/18/2013 21:00	0	0	694.2	694.2	694.2
03/18/2013 22:00	0	0	647.7	647.7	647.7
03/18/2013 23:00	0	0	607.4	607.4	607.4
03/19/2013 00:00	0	0	663.6	663.6	663.6
03/19/2013 01:00	0	0	714.7	714.7	714.7
03/19/2013 02:00	0	0	667.6	667.6	667.6
03/19/2013 03:00	0	0	692.8	692.8	692.8
03/19/2013 04:00	0	0	690.2	690.2	690.2
03/19/2013 05:00	0	0	683.6	683.6	683.6
03/19/2013 06:00	0	0	683.9	683.9	683.9
03/19/2013 07:00	0	0	690.8	690.8	690.8
03/19/2013 08:00	0	0	708	708	708
03/19/2013 09:00	0	0	694.4	694.4	694.4
03/19/2013 10:00	0	0	713	713	713
03/19/2013 11:00	0	0	715.7	715.7	715.7
03/19/2013 12:00	0	0	750.5	750.5	750.5
03/19/2013 13:00	0	0	721.6	721.6	721.6
03/19/2013 14:00	0	0	715.8	715.8	715.8
03/19/2013 15:00	0	0	667.3	667.3	667.3
03/19/2013 16:00	0	0	585.5	585.5	585.5
03/19/2013 17:00	0	0	524.7	524.7	524.7
03/19/2013 18:00	0	0	701	701	701
03/19/2013 19:00	0	0	802.7	802.7	802.7
03/19/2013 20:00	0	0	766.1	766.1	766.1
03/19/2013 21:00	0	0	719.8	719.8	719.8
03/19/2013 22:00	0	0	655.2	655.2	655.2
03/19/2013 23:00	0	0	614.1	614.1	614.1
03/20/2013 00:00	0	0	503.5	503.5	503.5
03/20/2013 01:00	0	0	527.9	527.9	527.9
03/20/2013 02:00	0	0	633.5	633.5	633.5
03/20/2013 03:00	0	0	859.1	859.1	859.1
03/20/2013 04:00	0	0	652.2	652.2	652.2
03/20/2013 05:00	0	0	692.1	692.1	692.1

	Unit 1 (Part 75 Data)	Unit 1 (Part 60 Data)	Unit 2 (Part 75 Data)	Unit 2 (Part 60 Data)	Units 1&2 Combined
	SO2_LbPerHr	SO2_P60_LbPerHr	SO2_LbPerHr	SO2_P60_LbPerHr	(Part 60 Data)
	1H	1H	1H	1H	
Time	Value	Value	Value	Value	
03/20/2013 06:00	0	0	611.5	611.5	611.5
03/20/2013 07:00	0	0	569	569	569
03/20/2013 08:00	0	0	590.9	590.9	590.9
03/20/2013 09:00	0	0	677.8	677.8	677.8
03/20/2013 10:00	0	0	745.8	745.8	745.8
03/20/2013 11:00	0	0	786.2	786.2	786.2
03/20/2013 12:00	0	0	698.7	698.7	698.7
03/20/2013 13:00	0	0	615.9	615.9	615.9
03/20/2013 14:00	0	0	571.3	571.3	571.3
03/20/2013 15:00	0	0	601.6	601.6	601.6
03/20/2013 16:00	0	0	652	652	652
03/20/2013 17:00	0	0	705.1	705.1	705.1
03/20/2013 18:00	0	0	677.2	677.2	677.2
03/20/2013 19:00	0	0	618.4	618.4	618.4
03/20/2013 20:00	0	0	606	606	606
03/20/2013 21:00	0	0	593.9	593.9	593.9
03/20/2013 22:00	0	0	589	589	589
03/20/2013 23:00	0	0	575.6	575.6	575.6
03/21/2013 00:00	0	0	588.7	588.7	588.7
03/21/2013 01:00	0	0	496.7	496.7	496.7
03/21/2013 02:00	0	0	869.3	869.3	869.3
03/21/2013 03:00	0	0	684	684	684
03/21/2013 04:00	0	0	573.1	573.1	573.1
03/21/2013 05:00	0	0	519.2	519.2	519.2
03/21/2013 06:00	0	0	603.4	603.4	603.4
03/21/2013 07:00	0	0	706.9	706.9	706.9
03/21/2013 08:00	0	0	698.2	698.2	698.2
03/21/2013 09:00	0	0	637.6	637.6	637.6
03/21/2013 10:00	0	0	599.5	599.5	599.5
03/21/2013 11:00	0	0	550.5	550.5	550.5
03/21/2013 12:00	0	0	616.4	616.4	616.4
03/21/2013 13:00	0	0	645.3	645.3	645.3
03/21/2013 14:00	0	0	761.9	761.9	761.9
03/21/2013 15:00	0	0	663.5	663.5	663.5
03/21/2013 16:00	0	0	620.2	620.2	620.2
03/21/2013 17:00	0	0	593.6	593.6	593.6
03/21/2013 18:00	0	0	569.3	569.3	569.3
03/21/2013 19:00	0	0	639	639	639
03/21/2013 20:00	0	0	715.1	715.1	715.1
03/21/2013 21:00	0	0	719.1	719.1	719.1
03/21/2013 22:00	0	0	678.1	678.1	678.1
03/21/2013 23:00	0	0	638	638	638
03/22/2013 00:00	0	0	608.6	608.6	608.6
03/22/2013 01:00	0	0	602.1	602.1	602.1
03/22/2013 02:00	0	0	676.1	676.1	676.1
03/22/2013 03:00	0	0	708	708	708
03/22/2013 04:00	0	0	711.8	711.8	711.8
03/22/2013 05:00	0	0	708.8	708.8	708.8
03/22/2013 06:00	0	0	612.6	612.6	612.6
03/22/2013 07:00	0	0	594.7	594.7	594.7
03/22/2013 08:00	0	0	527.5	527.5	527.5
03/22/2013 09:00	0	0	484.2	484.2	484.2
03/22/2013 10:00	0	0	470.1	470.1	470.1
03/22/2013 11:00	0	0	487.5	487.5	487.5
03/22/2013 12:00	0	0	581	581	581
03/22/2013 13:00	0	0	845.6	845.6	845.6
03/22/2013 14:00	0	0	735.9	735.9	735.9
03/22/2013 15:00	0	0	510.8	510.8	510.8
03/22/2013 16:00	0	0	448.1	448.1	448.1
03/22/2013 17:00	0	0	478.5	478.5	478.5
03/22/2013 18:00	0	0	488.8	488.8	488.8
03/22/2013 19:00	0	0	564.8	564.8	564.8
03/22/2013 20:00	0	0	668.9	668.9	668.9
03/22/2013 21:00	0	0	865.1	865.1	865.1
03/22/2013 22:00	0	0	357.1	357.1	357.1

	Unit 1 (Part 75 Data)	Unit 1 (Part 60 Data)	Unit 2 (Part 75 Data)	Unit 2 (Part 60 Data)	Units 1&2 Combined
	SO2_LbPerHr	SO2_P60_LbPerHr	SO2_LbPerHr	SO2_P60_LbPerHr	(Part 60 Data)
	1H	1H	1H	1H	
Time	Value	Value	Value	Value	
03/22/2013 23:00	0	0	297.5	297.5	297.5
03/23/2013 00:00	0	0	367.4	367.4	367.4
03/23/2013 01:00	0	0	488.2	488.2	488.2
03/23/2013 02:00	0	0	574	574	574
03/23/2013 03:00	0	0	498.1	498.1	498.1
03/23/2013 04:00	0	0	436.5	436.5	436.5
03/23/2013 05:00	0	0	482.4	482.4	482.4
03/23/2013 06:00	0	0	569.8	569.8	569.8
03/23/2013 07:00	0	0	683.5	683.5	683.5
03/23/2013 08:00	0	0	657.8	657.8	657.8
03/23/2013 09:00	0	0	583	583	583
03/23/2013 10:00	0	0	522.2	522.2	522.2
03/23/2013 11:00	0	0	394.7	394.7	394.7
03/23/2013 12:00	0	0	349.4	349.4	349.4
03/23/2013 13:00	0	0	322.1	322.1	322.1
03/23/2013 14:00	0	0	241	241	241
03/23/2013 15:00	0	0	404.2	404.2	404.2
03/23/2013 16:00	0	0	531.5	531.5	531.5
03/23/2013 17:00	0	0	393.4	393.4	393.4
03/23/2013 18:00	0	0	482.8	482.8	482.8
03/23/2013 19:00	0	0	730.1	730.1	730.1
03/23/2013 20:00	0	0	396.5	396.5	396.5
03/23/2013 21:00	0	0	250.6	250.6	250.6
03/23/2013 22:00	0	0	331.4	331.4	331.4
03/23/2013 23:00	0	0	637.4	637.4	637.4
03/24/2013 00:00	0	0	347	347	347
03/24/2013 01:00	0	0	293.3	293.3	293.3
03/24/2013 02:00	0	0	611.5	611.5	611.5
03/24/2013 03:00	0	0	438.7	438.7	438.7
03/24/2013 04:00	0	0	531.5	531.5	531.5
03/24/2013 05:00	0	0	540.7	540.7	540.7
03/24/2013 06:00	0	0	448	448	448
03/24/2013 07:00	0	0	464.2	464.2	464.2
03/24/2013 08:00	0	0	534.9	534.9	534.9
03/24/2013 09:00	0	0	437.9	437.9	437.9
03/24/2013 10:00	0	0	519.5	519.5	519.5
03/24/2013 11:00	0	0	530.1	530.1	530.1
03/24/2013 12:00	0	0	499.1	499.1	499.1
03/24/2013 13:00	0	0	526.2	526.2	526.2
03/24/2013 14:00	0	0	538.6	538.6	538.6
03/24/2013 15:00	0	0	511.5	511.5	511.5
03/24/2013 16:00	0	0	524.1	524.1	524.1
03/24/2013 17:00	0	0	490.6	490.6	490.6
03/24/2013 18:00	0	0	531.8	531.8	531.8
03/24/2013 19:00	0	0	570.5	570.5	570.5
03/24/2013 20:00	0	0	536.1	536.1	536.1
03/24/2013 21:00	0	0	488.1	488.1	488.1
03/24/2013 22:00	0	0	332.1	332.1	332.1
03/24/2013 23:00	0	0	304.4	304.4	304.4
03/25/2013 00:00	0	0	350.2	350.2	350.2
03/25/2013 01:00	0	0	655.6	655.6	655.6
03/25/2013 02:00	0	0	524	524	524
03/25/2013 03:00	0	0	446.4	446.4	446.4
03/25/2013 04:00	0	0	551	551	551
03/25/2013 05:00	0	0	603	603	603
03/25/2013 06:00	0	0	531.4	531.4	531.4
03/25/2013 07:00	0	0	494.2	494.2	494.2
03/25/2013 08:00	0	0	330.1	330.1	330.1
03/25/2013 09:00	0	0	295.1	295.1	295.1
03/25/2013 10:00	0	0	415.3	415.3	415.3
03/25/2013 11:00	0	0	596.7	596.7	596.7
03/25/2013 12:00	0	0	589.5	589.5	589.5
03/25/2013 13:00	0	0	440.6	440.6	440.6
03/25/2013 14:00	0	0	423.3	423.3	423.3
03/25/2013 15:00	0	0	454.7	454.7	454.7

	Unit 1 (Part 75 Data)	Unit 1 (Part 60 Data)	Unit 2 (Part 75 Data)	Unit 2 (Part 60 Data)	Units 1&2 Combined
	SO2_LbPerHr	SO2_P60_LbPerHr	SO2_LbPerHr	SO2_P60_LbPerHr	(Part 60 Data)
	1H	1H	1H	1H	
Time	Value	Value	Value	Value	
03/25/2013 16:00	0	0	439.7	439.7	439.7
03/25/2013 17:00	0	0	541.8	541.8	541.8
03/25/2013 18:00	0	0	462.6	462.6	462.6
03/25/2013 19:00	0	0	420	420	420
03/25/2013 20:00	0	0	393.4	393.4	393.4
03/25/2013 21:00	0	0	398.4	398.4	398.4
03/25/2013 22:00	0	0	529.2	529.2	529.2
03/25/2013 23:00	0	0	523.5	523.5	523.5
03/26/2013 00:00	0	0	394.7	394.7	394.7
03/26/2013 01:00	0	0	400.2	400.2	400.2
03/26/2013 02:00	0	0	423.2	423.2	423.2
03/26/2013 03:00	0	0	443.8	443.8	443.8
03/26/2013 04:00	0	0	404.1	404.1	404.1
03/26/2013 05:00	0	0	424.3	424.3	424.3
03/26/2013 06:00	0	0	464	464	464
03/26/2013 07:00	0	0	444.2	444.2	444.2
03/26/2013 08:00	0	0	417.4	417.4	417.4
03/26/2013 09:00	0	0	424	424	424
03/26/2013 10:00	0	0	459.3	459.3	459.3
03/26/2013 11:00	0	0	412.2	412.2	412.2
03/26/2013 12:00	0	0	402.8	402.8	402.8
03/26/2013 13:00	0	0	433.8	433.8	433.8
03/26/2013 14:00	0	0	433.5	433.5	433.5
03/26/2013 15:00	0	0	377.5	377.5	377.5
03/26/2013 16:00	0	0	496.6	496.6	496.6
03/26/2013 17:00	0	0	430	430	430
03/26/2013 18:00	0	0	427.5	427.5	427.5
03/26/2013 19:00	0	0	414.3	414.3	414.3
03/26/2013 20:00	0	0	397.3	397.3	397.3
03/26/2013 21:00	0	0	400.5	400.5	400.5
03/26/2013 22:00	0	0	418.2	418.2	418.2
03/26/2013 23:00	0	0	429.6	429.6	429.6
03/27/2013 00:00	0	0	417.2	417.2	417.2
03/27/2013 01:00	0	0	427.8	427.8	427.8
03/27/2013 02:00	0	0	439.3	439.3	439.3
03/27/2013 03:00	0	0	452.9	452.9	452.9
03/27/2013 04:00	0	0	402.1	402.1	402.1
03/27/2013 05:00	0	0	390.3	390.3	390.3
03/27/2013 06:00	0	0	406.5	406.5	406.5
03/27/2013 07:00	0	0	434.9	434.9	434.9
03/27/2013 08:00	0	0	432.8	432.8	432.8
03/27/2013 09:00	0	0	412.4	412.4	412.4
03/27/2013 10:00	0	0	499.1	499.1	499.1
03/27/2013 11:00	0	0	452.3	452.3	452.3
03/27/2013 12:00	0	0	379.6	379.6	379.6
03/27/2013 13:00	0	0	351	351	351
03/27/2013 14:00	0	0	375.3	375.3	375.3
03/27/2013 15:00	0	0	510.3	510.3	510.3
03/27/2013 16:00	0	0	469.9	469.9	469.9
03/27/2013 17:00	0	0	401.4	401.4	401.4
03/27/2013 18:00	0	0	396.3	396.3	396.3
03/27/2013 19:00	0	0	391.8	391.8	391.8
03/27/2013 20:00	0	0	447.3	447.3	447.3
03/27/2013 21:00	0	0	487.9	487.9	487.9
03/27/2013 22:00	0	0	408.5	408.5	408.5
03/27/2013 23:00	0	0	400.4	400.4	400.4
03/28/2013 00:00	0	0	411.5	411.5	411.5
03/28/2013 01:00	0	0	439.6	439.6	439.6
03/28/2013 02:00	0	0	469.7	469.7	469.7
03/28/2013 03:00	0	0	413.2	413.2	413.2
03/28/2013 04:00	0	0	405	405	405
03/28/2013 05:00	0	0	475.7	475.7	475.7
03/28/2013 06:00	0	0	482.6	482.6	482.6
03/28/2013 07:00	0	0	452.2	452.2	452.2
03/28/2013 08:00	0	0	483.2	483.2	483.2

	Unit 1 (Part 75 Data)	Unit 1 (Part 60 Data)	Unit 2 (Part 75 Data)	Unit 2 (Part 60 Data)	Units 1&2 Combined
	SO2_LbPerHr	SO2_P60_LbPerHr	SO2_LbPerHr	SO2_P60_LbPerHr	(Part 60 Data)
	1H	1H	1H	1H	
Time	Value	Value	Value	Value	
03/28/2013 09:00	0	0	597.7	597.7	597.7
03/28/2013 10:00	0	0	470.1	470.1	470.1
03/28/2013 11:00	0	0	390.3	390.3	390.3
03/28/2013 12:00	0	0	358.5	358.5	358.5
03/28/2013 13:00	0	0	464.9	464.9	464.9
03/28/2013 14:00	0	0	626.1	626.1	626.1
03/28/2013 15:00	0	0	494.7	494.7	494.7
03/28/2013 16:00	0	0	394.5	394.5	394.5
03/28/2013 17:00	0	0	427.8	427.8	427.8
03/28/2013 18:00	0	0	456.6	456.6	456.6
03/28/2013 19:00	0	0	459.4	459.4	459.4
03/28/2013 20:00	0	0	530.7	530.7	530.7
03/28/2013 21:00	0	0	506.9	506.9	506.9
03/28/2013 22:00	0	0	337.1	337.1	337.1
03/28/2013 23:00	0	0	253.3	253.3	253.3
03/29/2013 00:00	0	0	400.4	400.4	400.4
03/29/2013 01:00	0	0	470	470	470
03/29/2013 02:00	0	0	344.9	344.9	344.9
03/29/2013 03:00	0	0	459.7	459.7	459.7
03/29/2013 04:00	0	0	421.6	421.6	421.6
03/29/2013 05:00	0	0	578.1	578.1	578.1
03/29/2013 06:00	0	0	377.6	377.6	377.6
03/29/2013 07:00	0	0	307.5	307.5	307.5
03/29/2013 08:00	0	0	353.6	353.6	353.6
03/29/2013 09:00	0	0	588.8	588.8	588.8
03/29/2013 10:00	0	0	471	471	471
03/29/2013 11:00	0	0	346.6	346.6	346.6
03/29/2013 12:00	0	0	339	339	339
03/29/2013 13:00	0	0	353.1	353.1	353.1
03/29/2013 14:00	0	0	440	440	440
03/29/2013 15:00	0	0	361.2	361.2	361.2
03/29/2013 16:00	0	0	331.9	331.9	331.9
03/29/2013 17:00	0	0	401.6	401.6	401.6
03/29/2013 18:00	0	0	364.9	364.9	364.9
03/29/2013 19:00	0	0	491	491	491
03/29/2013 20:00	0	0	453.4	453.4	453.4
03/29/2013 21:00	0	0	315.3	315.3	315.3
03/29/2013 22:00	0	0	270.5	270.5	270.5
03/29/2013 23:00	0	0	420.9	420.9	420.9
03/30/2013 00:00	0	0	410.6	410.6	410.6
03/30/2013 01:00	0	0	442	442	442
03/30/2013 02:00	0	0	536.4	536.4	536.4
03/30/2013 03:00	0	0	473.4	473.4	473.4
03/30/2013 04:00	0	0	334.7	334.7	334.7
03/30/2013 05:00	0	0	342.2	342.2	342.2
03/30/2013 06:00	0	0	515.8	515.8	515.8
03/30/2013 07:00	0	0	479.2	479.2	479.2
03/30/2013 08:00	0	0	459.4	459.4	459.4
03/30/2013 09:00	0	0	471.5	471.5	471.5
03/30/2013 10:00	0	0	389.2	389.2	389.2
03/30/2013 11:00	0	0	272.6	272.6	272.6
03/30/2013 12:00	0	0	257.7	257.7	257.7
03/30/2013 13:00	0	0	519.6	519.6	519.6
03/30/2013 14:00	0	0	331.8	331.8	331.8
03/30/2013 15:00	0	0	353.4	353.4	353.4
03/30/2013 16:00	0	0	384.7	384.7	384.7
03/30/2013 17:00	0	0	313.7	313.7	313.7
03/30/2013 18:00	0	0	423.2	423.2	423.2
03/30/2013 19:00	0	0	575.3	575.3	575.3
03/30/2013 20:00	0	0	471.3	471.3	471.3
03/30/2013 21:00	0	0	360.4	360.4	360.4
03/30/2013 22:00	0	0	223.2	223.2	223.2
03/30/2013 23:00	0	0	190.9	190.9	190.9
03/31/2013 00:00	0	0	414.9	414.9	414.9
03/31/2013 01:00	0	0	423	423	423

	Unit 1 (Part 75 Data)	Unit 1 (Part 60 Data)	Unit 2 (Part 75 Data)	Unit 2 (Part 60 Data)	Units 1&2 Combined
	SO2_LbPerHr	SO2_P60_LbPerHr	SO2_LbPerHr	SO2_P60_LbPerHr	(Part 60 Data)
	1H	1H	1H	1H	
Time	Value	Value	Value	Value	
03/31/2013 02:00	0	0	327.2	327.2	327.2
03/31/2013 03:00	0	0	317.5	317.5	317.5
03/31/2013 04:00	0	0	328.6	328.6	328.6
03/31/2013 05:00	0	0	414.3	414.3	414.3
03/31/2013 06:00	0	0	350.2	350.2	350.2
03/31/2013 07:00	0	0	441.4	441.4	441.4
03/31/2013 08:00	0	0	459.9	459.9	459.9
03/31/2013 09:00	0	0	395	395	395
03/31/2013 10:00	0	0	418.5	418.5	418.5
03/31/2013 11:00	0	0	437.2	437.2	437.2
03/31/2013 12:00	0	0	377.6	377.6	377.6
03/31/2013 13:00	0	0	296.2	296.2	296.2
03/31/2013 14:00	0	0	349.6	349.6	349.6
03/31/2013 15:00	0	0	414.4	414.4	414.4
03/31/2013 16:00	0	0	351.7	351.7	351.7
03/31/2013 17:00	0	0	309.2	309.2	309.2
03/31/2013 18:00	0	0	348.8	348.8	348.8
03/31/2013 19:00	0	0	530.3	530.3	530.3
03/31/2013 20:00	0	0	436.1	436.1	436.1
03/31/2013 21:00	0	0	345.6	345.6	345.6
03/31/2013 22:00	0	0	322.5	322.5	322.5
03/31/2013 23:00	0	0	302.7	302.7	302.7
04/01/2013 00:00	0	0	418.9	418.9	418.9
04/01/2013 01:00	0	0	355.5	355.5	355.5
04/01/2013 02:00	0	0	337.2	337.2	337.2
04/01/2013 03:00	0	0	394.1	394.1	394.1
04/01/2013 04:00	0	0	439.4	439.4	439.4
04/01/2013 05:00	0	0	482.4	482.4	482.4
04/01/2013 06:00	0	0	515.8	515.8	515.8
04/01/2013 07:00	0	0	423.3	423.3	423.3
04/01/2013 08:00	0	0	301.7	301.7	301.7
04/01/2013 09:00	0	0	266.5	266.5	266.5
04/01/2013 10:00	0	0	553.5	553.5	553.5
04/01/2013 11:00	0	0	523.8	523.8	523.8
04/01/2013 12:00	0	0	376.1	376.1	376.1
04/01/2013 13:00	0	0	393.3	393.3	393.3
04/01/2013 14:00	0	0	371.6	371.6	371.6
04/01/2013 15:00	0	0	382.2	382.2	382.2
04/01/2013 16:00	0	0	366.9	366.9	366.9
04/01/2013 17:00	0	0	351.1	351.1	351.1
04/01/2013 18:00	0	0	468.4	468.4	468.4
04/01/2013 19:00	0	0	527.5	527.5	527.5
04/01/2013 20:00	0	0	439.5	439.5	439.5
04/01/2013 21:00	0	0	426.9	426.9	426.9
04/01/2013 22:00	0	0	346.9	346.9	346.9
04/01/2013 23:00	0	0	270.3	270.3	270.3
04/02/2013 00:00	0	0	434.1	434.1	434.1
04/02/2013 01:00	0	0	480.9	480.9	480.9
04/02/2013 02:00	0	0	424.2	424.2	424.2
04/02/2013 03:00	0	0	440.1	440.1	440.1
04/02/2013 04:00	0	0	458	458	458
04/02/2013 05:00	0	0	592.7	592.7	592.7
04/02/2013 06:00	0	0	450.9	450.9	450.9
04/02/2013 07:00	0	0	388.4	388.4	388.4
04/02/2013 08:00	0	0	380.7	380.7	380.7
04/02/2013 09:00	0	0	419.7	419.7	419.7
04/02/2013 10:00	0	0	480.6	480.6	480.6
04/02/2013 11:00	0	0	518.4	518.4	518.4
04/02/2013 12:00	0	0	530.4	530.4	530.4
04/02/2013 13:00	0	0	482.1	482.1	482.1
04/02/2013 14:00	0	0	405.2	405.2	405.2
04/02/2013 15:00	0	0	358.8	358.8	358.8
04/02/2013 16:00	0	0	432.5	432.5	432.5
04/02/2013 17:00	0	0	448.3	448.3	448.3
04/02/2013 18:00	0	0	536.8	536.8	536.8

	Unit 1 (Part 75 Data)	Unit 1 (Part 60 Data)	Unit 2 (Part 75 Data)	Unit 2 (Part 60 Data)	Units 1&2 Combined
	SO2_LbPerHr	SO2_P60_LbPerHr	SO2_LbPerHr	SO2_P60_LbPerHr	(Part 60 Data)
	1H	1H	1H	1H	
Time	Value	Value	Value	Value	
04/02/2013 19:00	0	0	559.4	559.4	559.4
04/02/2013 20:00	0	0	504.9	504.9	504.9
04/02/2013 21:00	0	0	426	426	426
04/02/2013 22:00	0	0	381.3	381.3	381.3
04/02/2013 23:00	0	0	389.1	389.1	389.1
04/03/2013 00:00	0	0	360.7	360.7	360.7
04/03/2013 01:00	0	0	537.4	537.4	537.4
04/03/2013 02:00	0	0	609.5	609.5	609.5
04/03/2013 03:00	0	0	489	489	489
04/03/2013 04:00	0	0	432.9	432.9	432.9
04/03/2013 05:00	0	0	419.6	419.6	419.6
04/03/2013 06:00	0	0	373.6	373.6	373.6
04/03/2013 07:00	0	0	420.3	420.3	420.3
04/03/2013 08:00	0	0	523	523	523
04/03/2013 09:00	0	0	544.4	544.4	544.4
04/03/2013 10:00	0	0	491	491	491
04/03/2013 11:00	0	0	451.4	451.4	451.4
04/03/2013 12:00	0	0	437.8	437.8	437.8
04/03/2013 13:00	0	0	458.1	458.1	458.1
04/03/2013 14:00	0	0	425.3	425.3	425.3
04/03/2013 15:00	0	0	490.8	490.8	490.8
04/03/2013 16:00	0	0	563.1	563.1	563.1
04/03/2013 17:00	0	0	447.8	447.8	447.8
04/03/2013 18:00	0	0	440.9	440.9	440.9
04/03/2013 19:00	0	0	412.9	412.9	412.9
04/03/2013 20:00	0	0	431.6	431.6	431.6
04/03/2013 21:00	0	0	446.8	446.8	446.8
04/03/2013 22:00	0	0	471.5	471.5	471.5
04/03/2013 23:00	0	0	425.1	425.1	425.1
04/04/2013 00:00	0	0	537.7	537.7	537.7
04/04/2013 01:00	0	0	349.6	349.6	349.6
04/04/2013 02:00	0	0	432.4	432.4	432.4
04/04/2013 03:00	0	0	504.5	504.5	504.5
04/04/2013 04:00	0	0	553.1	553.1	553.1
04/04/2013 05:00	0	0	430.6	430.6	430.6
04/04/2013 06:00	0	0	393.4	393.4	393.4
04/04/2013 07:00	0	0	448.9	448.9	448.9
04/04/2013 08:00	0	0	498.7	498.7	498.7
04/04/2013 09:00	0	0	530.9	530.9	530.9
04/04/2013 10:00	0	0	477	477	477
04/04/2013 11:00	0	0	435.2	435.2	435.2
04/04/2013 12:00	0	0	425.9	425.9	425.9
04/04/2013 13:00	0	0	412.3	412.3	412.3
04/04/2013 14:00	0	0	463.1	463.1	463.1
04/04/2013 15:00	0	0	548.7	548.7	548.7
04/04/2013 16:00	0	0	542.9	542.9	542.9
04/04/2013 17:00	0	0	491.7	491.7	491.7
04/04/2013 18:00	0	0	449.9	449.9	449.9
04/04/2013 19:00	0	0	435.9	435.9	435.9
04/04/2013 20:00	0	0	429.9	429.9	429.9
04/04/2013 21:00	0	0	450.3	450.3	450.3
04/04/2013 22:00	0	0	426.6	426.6	426.6
04/04/2013 23:00	0	0	619	619	619
04/05/2013 00:00	0	0	534.5	534.5	534.5
04/05/2013 01:00	0	0	252.1	252.1	252.1
04/05/2013 02:00	0	0	286.4	286.4	286.4
04/05/2013 03:00	0	0	641.6	641.6	641.6
04/05/2013 04:00	0	0	643.8	643.8	643.8
04/05/2013 05:00	0	0	484.1	484.1	484.1
04/05/2013 06:00	0	0	428.7	428.7	428.7
04/05/2013 07:00	0	0	447.6	447.6	447.6
04/05/2013 08:00	0	0	476.1	476.1	476.1
04/05/2013 09:00	0	0	476.3	476.3	476.3
04/05/2013 10:00	0	0	445.9	445.9	445.9
04/05/2013 11:00	0	0	432.1	432.1	432.1

	Unit 1 (Part 75 Data)	Unit 1 (Part 60 Data)	Unit 2 (Part 75 Data)	Unit 2 (Part 60 Data)	Units 1&2 Combined
	SO2_LbPerHr	SO2_P60_LbPerHr	SO2_LbPerHr	SO2_P60_LbPerHr	(Part 60 Data)
	1H	1H	1H	1H	
Time	Value	Value	Value	Value	
04/05/2013 12:00	0	0	431.2	431.2	431.2
04/05/2013 13:00	0	0	460.9	460.9	460.9
04/05/2013 14:00	0	0	468.8	468.8	468.8
04/05/2013 15:00	0	0	503.3	503.3	503.3
04/05/2013 16:00	0	0	407.4	407.4	407.4
04/05/2013 17:00	0	0	412.4	412.4	412.4
04/05/2013 18:00	0	0	487.3	487.3	487.3
04/05/2013 19:00	0	0	673.4	673.4	673.4
04/05/2013 20:00	0	0	408.6	408.6	408.6
04/05/2013 21:00	0	0	376	376	376
04/05/2013 22:00	0	0	435.6	435.6	435.6
04/05/2013 23:00	0	0	503.5	503.5	503.5
04/06/2013 00:00	0	0	502.2	502.2	502.2
04/06/2013 01:00	0	0	375.4	375.4	375.4
04/06/2013 02:00	0	0	488.7	488.7	488.7
04/06/2013 03:00	0	0	472.8	472.8	472.8
04/06/2013 04:00	0	0	498.4	498.4	498.4
04/06/2013 05:00	0	0	521.1	521.1	521.1
04/06/2013 06:00	0	0	506	506	506
04/06/2013 07:00	0	0	432.4	432.4	432.4
04/06/2013 08:00	0	0	485	485	485
04/06/2013 09:00	0	0	470.8	470.8	470.8
04/06/2013 10:00	0	0	380.1	380.1	380.1
04/06/2013 11:00	0	0	471.1	471.1	471.1
04/06/2013 12:00	0	0	503.1	503.1	503.1
04/06/2013 13:00	0	0	340.1	340.1	340.1
04/06/2013 14:00	0	0	425.6	425.6	425.6
04/06/2013 15:00	0	0	469.9	469.9	469.9
04/06/2013 16:00	0	0	436.7	436.7	436.7
04/06/2013 17:00	0	0	414.6	414.6	414.6
04/06/2013 18:00	0	0	524.1	524.1	524.1
04/06/2013 19:00	0	0	533.8	533.8	533.8
04/06/2013 20:00	0	0	472.2	472.2	472.2
04/06/2013 21:00	0	0	347.5	347.5	347.5
04/06/2013 22:00	0	0	209.4	209.4	209.4
04/06/2013 23:00	0	0	309.1	309.1	309.1
04/07/2013 00:00	0	0	452.7	452.7	452.7
04/07/2013 01:00	0	0	396.2	396.2	396.2
04/07/2013 02:00	0	0	284.1	284.1	284.1
04/07/2013 03:00	0	0	408.8	408.8	408.8
04/07/2013 04:00	0	0	362.9	362.9	362.9
04/07/2013 05:00	0	0	344.1	344.1	344.1
04/07/2013 06:00	0	0	375.2	375.2	375.2
04/07/2013 07:00	0	0	472.1	472.1	472.1
04/07/2013 08:00	0	0	351.6	351.6	351.6
04/07/2013 09:00	0	0	339.4	339.4	339.4
04/07/2013 10:00	0	0	352.3	352.3	352.3
04/07/2013 11:00	0	0	333.3	333.3	333.3
04/07/2013 12:00	0	0	330.5	330.5	330.5
04/07/2013 13:00	0	0	413.2	413.2	413.2
04/07/2013 14:00	0	0	276.8	276.8	276.8
04/07/2013 15:00	0	0	310.3	310.3	310.3
04/07/2013 16:00	0	0	362.6	362.6	362.6
04/07/2013 17:00	0	0	467.2	467.2	467.2
04/07/2013 18:00	0	0	515.5	515.5	515.5
04/07/2013 19:00	0	0	554.2	554.2	554.2
04/07/2013 20:00	0	0	405.3	405.3	405.3
04/07/2013 21:00	0	0	306.6	306.6	306.6
04/07/2013 22:00	0	0	240.4	240.4	240.4
04/07/2013 23:00	0	0	510.2	510.2	510.2
04/08/2013 00:00	0	0	393.6	393.6	393.6
04/08/2013 01:00	0	0	342.2	342.2	342.2
04/08/2013 02:00	0	0	380	380	380
04/08/2013 03:00	0	0	371.1	371.1	371.1
04/08/2013 04:00	0	0	567.3	567.3	567.3

	Unit 1 (Part 75 Data)	Unit 1 (Part 60 Data)	Unit 2 (Part 75 Data)	Unit 2 (Part 60 Data)	Units 1&2 Combined
	SO2_LbPerHr	SO2_P60_LbPerHr	SO2_LbPerHr	SO2_P60_LbPerHr	(Part 60 Data)
	1H	1H	1H	1H	
Time	Value	Value	Value	Value	
04/08/2013 05:00	0	0	604.1	604.1	604.1
04/08/2013 06:00	0	0	427.4	427.4	427.4
04/08/2013 07:00	0	0	379.1	379.1	379.1
04/08/2013 08:00	0	0	408.8	408.8	408.8
04/08/2013 09:00	0	0	403.1	403.1	403.1
04/08/2013 10:00	0	0	480.8	480.8	480.8
04/08/2013 11:00	0	0	484.7	484.7	484.7
04/08/2013 12:00	0	0	432.6	432.6	432.6
04/08/2013 13:00	0	0	494	494	494
04/08/2013 14:00	0	0	550.1	550.1	550.1
04/08/2013 15:00	0	0	510.1	510.1	510.1
04/08/2013 16:00	0	0	441.7	441.7	441.7
04/08/2013 17:00	0	0	355	355	355
04/08/2013 18:00	0	0	471.7	471.7	471.7
04/08/2013 19:00	0	0	525.7	525.7	525.7
04/08/2013 20:00	0	0	527.5	527.5	527.5
04/08/2013 21:00	0	0	437.5	437.5	437.5
04/08/2013 22:00	0	0	246.6	246.6	246.6
04/08/2013 23:00	0	0	192.7	192.7	192.7
04/09/2013 00:00	0	0	302.4	302.4	302.4
04/09/2013 01:00	0	0	355.3	355.3	355.3
04/09/2013 02:00	0	0	391.9	391.9	391.9
04/09/2013 03:00	0	0	351.3	351.3	351.3
04/09/2013 04:00	0	0	420.7	420.7	420.7
04/09/2013 05:00	0	0	483	483	483
04/09/2013 06:00	0	0	370.5	370.5	370.5
04/09/2013 07:00	0	0	463.9	463.9	463.9
04/09/2013 08:00	0	0	421.9	421.9	421.9
04/09/2013 09:00	0	0	594.3	594.3	594.3
04/09/2013 10:00	0	0	488.9	488.9	488.9
04/09/2013 11:00	0	0	423.5	423.5	423.5
04/09/2013 12:00	0	0	409	409	409
04/09/2013 13:00	0	0	360.8	360.8	360.8
04/09/2013 14:00	0	0	465.9	465.9	465.9
04/09/2013 15:00	0	0	623.2	623.2	623.2
04/09/2013 16:00	0	0	449.9	449.9	449.9
04/09/2013 17:00	0	0	407.8	407.8	407.8
04/09/2013 18:00	0	0	450	450	450
04/09/2013 19:00	0	0	658.4	658.4	658.4
04/09/2013 20:00	0	0	522.1	522.1	522.1
04/09/2013 21:00	0	0	450.4	450.4	450.4
04/09/2013 22:00	0	0	259.1	259.1	259.1
04/09/2013 23:00	0	0	235.7	235.7	235.7
04/10/2013 00:00	0	0	336	336	336
04/10/2013 01:00	0	0	358.3	358.3	358.3
04/10/2013 02:00	0	0	447.3	447.3	447.3
04/10/2013 03:00	0	0	411.5	411.5	411.5
04/10/2013 04:00	0	0	416.2	416.2	416.2
04/10/2013 05:00	0	0	374.5	374.5	374.5
04/10/2013 06:00	0	0	366.8	366.8	366.8
04/10/2013 07:00	0	0	367.2	367.2	367.2
04/10/2013 08:00	0	0	415.5	415.5	415.5
04/10/2013 09:00	0	0	454.9	454.9	454.9
04/10/2013 10:00	0	0	527.7	527.7	527.7
04/10/2013 11:00	0	0	581.4	581.4	581.4
04/10/2013 12:00	0	0	487.4	487.4	487.4
04/10/2013 13:00	0	0	496.5	496.5	496.5
04/10/2013 14:00	0	0	527.6	527.6	527.6
04/10/2013 15:00	0	0	443.5	443.5	443.5
04/10/2013 16:00	0	0	340	340	340
04/10/2013 17:00	0	0	337.4	337.4	337.4
04/10/2013 18:00	0	0	354.6	354.6	354.6
04/10/2013 19:00	0	0	312	312	312
04/10/2013 20:00	0	0	280.5	280.5	280.5
04/10/2013 21:00	0	0	274.3	274.3	274.3

	Unit 1 (Part 75 Data)	Unit 1 (Part 60 Data)	Unit 2 (Part 75 Data)	Unit 2 (Part 60 Data)	Units 1&2 Combined
	SO2_LbPerHr	SO2_P60_LbPerHr	SO2_LbPerHr	SO2_P60_LbPerHr	(Part 60 Data)
	1H	1H	1H	1H	
Time	Value	Value	Value	Value	
04/10/2013 22:00	0	0	263.1	263.1	263.1
04/10/2013 23:00	0	0	218	218	218
04/11/2013 00:00	0	0	57.7	57.7	57.7
04/11/2013 01:00	0	0	0	0	0
04/11/2013 02:00	0	0	0	0	0
04/11/2013 03:00	0	0	0	0	0
04/11/2013 04:00	0	0	0	0	0
04/11/2013 05:00	0	0	0	0	0
04/11/2013 06:00	0	0	0	0	0
04/11/2013 07:00	0	0	0	0	0
04/11/2013 08:00	0	0	0	0	0
04/11/2013 09:00	0	0	0	0	0
04/11/2013 10:00	0	0	0	0	0
04/11/2013 11:00	0	0	0	0	0
04/11/2013 12:00	0	0	0	0	0
04/11/2013 13:00	0	0	0	0	0
04/11/2013 14:00	0	0	0	0	0
04/11/2013 15:00	0	0	0	0	0
04/11/2013 16:00	0	0	0	0	0
04/11/2013 17:00	0	0	0	0	0
04/11/2013 18:00	0	0	0	0	0
04/11/2013 19:00	0	0	0	0	0
04/11/2013 20:00	0	0	0	0	0
04/11/2013 21:00	0	0	0	0	0
04/11/2013 22:00	0	0	0	0	0
04/11/2013 23:00	0	0	0	0	0
04/12/2013 00:00	0	0	0	0	0
04/12/2013 01:00	0	0	0	0	0
04/12/2013 02:00	0	0	0	0	0
04/12/2013 03:00	0	0	0	0	0
04/12/2013 04:00	0	0	0	0	0
04/12/2013 05:00	0	0	0	0	0
04/12/2013 06:00	0	0	0	0	0
04/12/2013 07:00	0	0	0	0	0
04/12/2013 08:00	0	0	0	0	0
04/12/2013 09:00	0	0	0	0	0
04/12/2013 10:00	0	0	0	0	0
04/12/2013 11:00	0	0	0	0	0
04/12/2013 12:00	0	0	0	0	0
04/12/2013 13:00	0	0	0	0	0
04/12/2013 14:00	0	0	0	0	0
04/12/2013 15:00	0	0	0	0	0
04/12/2013 16:00	0	0	0	0	0
04/12/2013 17:00	0	0	0	0	0
04/12/2013 18:00	0	0	0	0	0
04/12/2013 19:00	0	0	0	0	0
04/12/2013 20:00	0	0	0	0	0
04/12/2013 21:00	0	0	0	0	0
04/12/2013 22:00	0	0	0	0	0
04/12/2013 23:00	0	0	0	0	0
04/13/2013 00:00	0	0	0	0	0
04/13/2013 01:00	0	0	0	0	0
04/13/2013 02:00	0	0	0	0	0
04/13/2013 03:00	0	0	0	0	0
04/13/2013 04:00	0	0	0	0	0
04/13/2013 05:00	0	0	0	0	0
04/13/2013 06:00	0	0	0	0	0
04/13/2013 07:00	0	0	0	0	0
04/13/2013 08:00	0	0	0	0	0
04/13/2013 09:00	0	0	0	0	0
04/13/2013 10:00	0	0	0	0	0
04/13/2013 11:00	0	0	0	0	0
04/13/2013 12:00	0	0	0	0	0
04/13/2013 13:00	0	0	0	0	0
04/13/2013 14:00	0	0	0	0	0

	Unit 1 (Part 75 Data)	Unit 1 (Part 60 Data)	Unit 2 (Part 75 Data)	Unit 2 (Part 60 Data)	Units 1&2 Combined
	SO2_LbPerHr	SO2_P60_LbPerHr	SO2_LbPerHr	SO2_P60_LbPerHr	(Part 60 Data)
	1H	1H	1H	1H	
Time	Value	Value	Value	Value	
04/13/2013 15:00	0	0	0	0	0
04/13/2013 16:00	0	0	0	0	0
04/13/2013 17:00	0	0	0	0	0
04/13/2013 18:00	0	0	0	0	0
04/13/2013 19:00	0	0	0	0	0
04/13/2013 20:00	0	0	0	0	0
04/13/2013 21:00	0	0	0	0	0
04/13/2013 22:00	0	0	0	0	0
04/13/2013 23:00	0	0	0	0	0
04/14/2013 00:00	0	0	0	0	0
04/14/2013 01:00	0	0	0	0	0
04/14/2013 02:00	0	0	0	0	0
04/14/2013 03:00	0	0	0	0	0
04/14/2013 04:00	0	0	0	0	0
04/14/2013 05:00	0	0	0	0	0
04/14/2013 06:00	0	0	0	0	0
04/14/2013 07:00	0	0	0	0	0
04/14/2013 08:00	0	0	0	0	0
04/14/2013 09:00	0	0	0	0	0
04/14/2013 10:00	0	0	0	0	0
04/14/2013 11:00	0	0	0	0	0
04/14/2013 12:00	0	0	0	0	0
04/14/2013 13:00	0	0	0	0	0
04/14/2013 14:00	0	0	0	0	0
04/14/2013 15:00	0	0	0	0	0
04/14/2013 16:00	0	0	0	0	0
04/14/2013 17:00	0	0	0	0	0
04/14/2013 18:00	0	0	0	0	0
04/14/2013 19:00	0	0	0	0	0
04/14/2013 20:00	0	0	0	0	0
04/14/2013 21:00	0	0	0	0	0
04/14/2013 22:00	0	0	0	0	0
04/14/2013 23:00	0	0	0	0	0
04/15/2013 00:00	0	0	0	0	0
04/15/2013 01:00	0	0	0	0	0
04/15/2013 02:00	0	0	0	0	0
04/15/2013 03:00	0	0	0	0	0
04/15/2013 04:00	0	0	0	0	0
04/15/2013 05:00	0	0	0	0	0
04/15/2013 06:00	0	0	0	0	0
04/15/2013 07:00	0	0	0	0	0
04/15/2013 08:00	0	0	0	0	0
04/15/2013 09:00	0	0	0	0	0
04/15/2013 10:00	0	0	0	0	0
04/15/2013 11:00	0	0	0	0	0
04/15/2013 12:00	0	0	0	0	0
04/15/2013 13:00	0	0	0	0	0
04/15/2013 14:00	0	0	0	0	0
04/15/2013 15:00	0	0	0	0	0
04/15/2013 16:00	0	0	0	0	0
04/15/2013 17:00	0	0	0	0	0
04/15/2013 18:00	0	0	0	0	0
04/15/2013 19:00	0	0	0	0	0
04/15/2013 20:00	0	0	0	0	0
04/15/2013 21:00	0	0	0	0	0
04/15/2013 22:00	0	0	0	0	0
04/15/2013 23:00	0	0	0	0	0
04/16/2013 00:00	0	0	0	0	0
04/16/2013 01:00	0	0	0	0	0
04/16/2013 02:00	0	0	0	0	0
04/16/2013 03:00	0	0	0	0	0
04/16/2013 04:00	0	0	0	0	0
04/16/2013 05:00	0	0	0	0	0
04/16/2013 06:00	0	0	0	0	0
04/16/2013 07:00	0	0	0	0	0

	Unit 1 (Part 75 Data)	Unit 1 (Part 60 Data)	Unit 2 (Part 75 Data)	Unit 2 (Part 60 Data)	Units 1&2 Combined
	SO2_LbPerHr	SO2_P60_LbPerHr	SO2_LbPerHr	SO2_P60_LbPerHr	(Part 60 Data)
	1H	1H	1H	1H	
Time	Value	Value	Value	Value	
04/16/2013 08:00	0	0	0	0	0
04/16/2013 09:00	0	0	0	0	0
04/16/2013 10:00	0	0	0	0	0
04/16/2013 11:00	0	0	0	0	0
04/16/2013 12:00	0	0	0	0	0
04/16/2013 13:00	0	0	0	0	0
04/16/2013 14:00	0	0	0	0	0
04/16/2013 15:00	0	0	0	0	0
04/16/2013 16:00	0	0	0	0	0
04/16/2013 17:00	0	0	0	0	0
04/16/2013 18:00	0	0	0	0	0
04/16/2013 19:00	0	0	0	0	0
04/16/2013 20:00	0	0	0	0	0
04/16/2013 21:00	0	0	0	0	0
04/16/2013 22:00	0	0	0	0	0
04/16/2013 23:00	0	0	0	0	0
04/17/2013 00:00	0	0	0	0	0
04/17/2013 01:00	0	0	0	0	0
04/17/2013 02:00	0	0	0	0	0
04/17/2013 03:00	0	0	0	0	0
04/17/2013 04:00	0	0	0	0	0
04/17/2013 05:00	0	0	0	0	0
04/17/2013 06:00	0	0	0	0	0
04/17/2013 07:00	0	0	0	0	0
04/17/2013 08:00	0	0	0	0	0
04/17/2013 09:00	0	0	0	0	0
04/17/2013 10:00	0	0	0	0	0
04/17/2013 11:00	0	0	0	0	0
04/17/2013 12:00	0	0	0	0	0
04/17/2013 13:00	0	0	0	0	0
04/17/2013 14:00	0	0	0	0	0
04/17/2013 15:00	0	0	0	0	0
04/17/2013 16:00	0	0	0	0	0
04/17/2013 17:00	0	0	0	0	0
04/17/2013 18:00	0	0	0	0	0
04/17/2013 19:00	0	0	0	0	0
04/17/2013 20:00	0	0	0	0	0
04/17/2013 21:00	0	0	0	0	0
04/17/2013 22:00	0	0	0	0	0
04/17/2013 23:00	0	0	0	0	0
04/18/2013 00:00	0	0	0	0	0
04/18/2013 01:00	0	0	0	0	0
04/18/2013 02:00	0	0	0	0	0
04/18/2013 03:00	0	0	0	0	0
04/18/2013 04:00	0	0	0	0	0
04/18/2013 05:00	0	0	0	0	0
04/18/2013 06:00	0	0	0	0	0
04/18/2013 07:00	0	0	0	0	0
04/18/2013 08:00	0	0	0	0	0
04/18/2013 09:00	0	0	0	0	0
04/18/2013 10:00	0	0	0	0	0
04/18/2013 11:00	0	0	0	0	0
04/18/2013 12:00	0	0	0	0	0
04/18/2013 13:00	0	0	0	0	0
04/18/2013 14:00	0	0	0	0	0
04/18/2013 15:00	0	0	0	0	0
04/18/2013 16:00	0	0	0	0	0
04/18/2013 17:00	0	0	0	0	0
04/18/2013 18:00	0	0	0	0	0
04/18/2013 19:00	0	0	0	0	0
04/18/2013 20:00	0	0	0	0	0
04/18/2013 21:00	0	0	2.3	2.3	2.3
04/18/2013 22:00	0	0	21.2	21.2	21.2
04/18/2013 23:00	0	0	39.8	39.8	39.8
04/19/2013 00:00	0	0	81.7	81.7	81.7

	Unit 1 (Part 75 Data)	Unit 1 (Part 60 Data)	Unit 2 (Part 75 Data)	Unit 2 (Part 60 Data)	Units 1&2 Combined
	SO2_LbPerHr	SO2_P60_LbPerHr	SO2_LbPerHr	SO2_P60_LbPerHr	(Part 60 Data)
	1H	1H	1H	1H	
Time	Value	Value	Value	Value	
04/19/2013 01:00	0	0	102.2	102.2	102.2
04/19/2013 02:00	0	0	150	150	150
04/19/2013 03:00	0	0	250.3	250.3	250.3
04/19/2013 04:00	0	0	160.3	160.3	160.3
04/19/2013 05:00	0	0	166.5	166.5	166.5
04/19/2013 06:00	0	0	187.7	187.7	187.7
04/19/2013 07:00	0	0	425.5	425.5	425.5
04/19/2013 08:00	0	0	449.3	449.3	449.3
04/19/2013 09:00	0	0	499.7	499.7	499.7
04/19/2013 10:00	0	0	524.1	524.1	524.1
04/19/2013 11:00	0	0	475.6	475.6	475.6
04/19/2013 12:00	0	0	540.1	540.1	540.1
04/19/2013 13:00	0	0	532.9	532.9	532.9
04/19/2013 14:00	0	0	503.2	503.2	503.2
04/19/2013 15:00	0	0	497.7	497.7	497.7
04/19/2013 16:00	0	0	513.3	513.3	513.3
04/19/2013 17:00	0	0	486	486	486
04/19/2013 18:00	0	0	402.2	402.2	402.2
04/19/2013 19:00	0	0	512.9	512.9	512.9
04/19/2013 20:00	0	0	407.1	407.1	407.1
04/19/2013 21:00	0	0	312.7	312.7	312.7
04/19/2013 22:00	0	0	484	484	484
04/19/2013 23:00	0	0	433.7	433.7	433.7
04/20/2013 00:00	0	0	466.1	466.1	466.1
04/20/2013 01:00	0	0	346.3	346.3	346.3
04/20/2013 02:00	0	0	351	351	351
04/20/2013 03:00	0	0	387.8	387.8	387.8
04/20/2013 04:00	0	0	439.7	439.7	439.7
04/20/2013 05:00	0	0	459.7	459.7	459.7
04/20/2013 06:00	0	0	531.2	531.2	531.2
04/20/2013 07:00	0	0	492.7	492.7	492.7
04/20/2013 08:00	0	0	474	474	474
04/20/2013 09:00	0	0	501.4	501.4	501.4
04/20/2013 10:00	0	0	491.8	491.8	491.8
04/20/2013 11:00	0	0	470.5	470.5	470.5
04/20/2013 12:00	0	0	513.6	513.6	513.6
04/20/2013 13:00	0	0	484.6	484.6	484.6
04/20/2013 14:00	0	0	458.9	458.9	458.9
04/20/2013 15:00	0	0	488.1	488.1	488.1
04/20/2013 16:00	0	0	515.7	515.7	515.7
04/20/2013 17:00	0	0	464.6	464.6	464.6
04/20/2013 18:00	0	0	361.6	361.6	361.6
04/20/2013 19:00	0	0	522.8	522.8	522.8
04/20/2013 20:00	0	0	576.2	576.2	576.2
04/20/2013 21:00	0	0	482.9	482.9	482.9
04/20/2013 22:00	0	0	476.6	476.6	476.6
04/20/2013 23:00	0	0	407.5	407.5	407.5
04/21/2013 00:00	0	0	288.8	288.8	288.8
04/21/2013 01:00	0	0	195.9	195.9	195.9
04/21/2013 02:00	0	0	484.3	484.3	484.3
04/21/2013 03:00	0	0	493	493	493
04/21/2013 04:00	0	0	494.6	494.6	494.6
04/21/2013 05:00	0	0	479.3	479.3	479.3
04/21/2013 06:00	0	0	403.6	403.6	403.6
04/21/2013 07:00	0	0	418	418	418
04/21/2013 08:00	0	0	411.3	411.3	411.3
04/21/2013 09:00	0	0	541.2	541.2	541.2
04/21/2013 10:00	0	0	521.2	521.2	521.2
04/21/2013 11:00	0	0	429.4	429.4	429.4
04/21/2013 12:00	0	0	386.4	386.4	386.4
04/21/2013 13:00	0	0	446.5	446.5	446.5
04/21/2013 14:00	0	0	470.9	470.9	470.9
04/21/2013 15:00	0	0	483.8	483.8	483.8
04/21/2013 16:00	0	0	501.1	501.1	501.1
04/21/2013 17:00	0	0	393.4	393.4	393.4

	Unit 1 (Part 75 Data)	Unit 1 (Part 60 Data)	Unit 2 (Part 75 Data)	Unit 2 (Part 60 Data)	Units 1&2 Combined
	SO2_LbPerHr	SO2_P60_LbPerHr	SO2_LbPerHr	SO2_P60_LbPerHr	(Part 60 Data)
	1H	1H	1H	1H	
Time	Value	Value	Value	Value	
04/21/2013 18:00	0	0	419.5	419.5	419.5
04/21/2013 19:00	0	0	639.7	639.7	639.7
04/21/2013 20:00	0	0	554.7	554.7	554.7
04/21/2013 21:00	0	0	465.7	465.7	465.7
04/21/2013 22:00	0	0	354.1	354.1	354.1
04/21/2013 23:00	0	0	283	283	283
04/22/2013 00:00	0	0	461	461	461
04/22/2013 01:00	0	0	472.6	472.6	472.6
04/22/2013 02:00	0	0	370.3	370.3	370.3
04/22/2013 03:00	0	0	358.8	358.8	358.8
04/22/2013 04:00	0	0	556.8	556.8	556.8
04/22/2013 05:00	0	0	622.4	622.4	622.4
04/22/2013 06:00	0	0	428.9	428.9	428.9
04/22/2013 07:00	0	0	382	382	382
04/22/2013 08:00	0	0	436.3	436.3	436.3
04/22/2013 09:00	0	0	530.1	530.1	530.1
04/22/2013 10:00	0	0	527.9	527.9	527.9
04/22/2013 11:00	0	0	507.3	507.3	507.3
04/22/2013 12:00	0	0	484.3	484.3	484.3
04/22/2013 13:00	0	0	458.5	458.5	458.5
04/22/2013 14:00	0	0	469.2	469.2	469.2
04/22/2013 15:00	0	0	504.1	504.1	504.1
04/22/2013 16:00	0	0	506.5	506.5	506.5
04/22/2013 17:00	0	0	489.3	489.3	489.3
04/22/2013 18:00	0	0	486.9	486.9	486.9
04/22/2013 19:00	0	0	615.5	615.5	615.5
04/22/2013 20:00	0	0	681.2	681.2	681.2
04/22/2013 21:00	0	0	538.8	538.8	538.8
04/22/2013 22:00	0	0	416.5	416.5	416.5
04/22/2013 23:00	0	0	507.9	507.9	507.9
04/23/2013 00:00	0	0	364.3	364.3	364.3
04/23/2013 01:00	0	0	344.2	344.2	344.2
04/23/2013 02:00	0	0	480.1	480.1	480.1
04/23/2013 03:00	0	0	564.7	564.7	564.7
04/23/2013 04:00	0	0	577.5	577.5	577.5
04/23/2013 05:00	0	0	460.1	460.1	460.1
04/23/2013 06:00	0	0	478.1	478.1	478.1
04/23/2013 07:00	0	0	515.7	515.7	515.7
04/23/2013 08:00	0	0	527.3	527.3	527.3
04/23/2013 09:00	0	0	517.1	517.1	517.1
04/23/2013 10:00	0	0	511.5	511.5	511.5
04/23/2013 11:00	0	0	544.4	544.4	544.4
04/23/2013 12:00	0	0	528.7	528.7	528.7
04/23/2013 13:00	0	0	492.5	492.5	492.5
04/23/2013 14:00	0	0	390.7	390.7	390.7
04/23/2013 15:00	0	0	283.8	283.8	283.8
04/23/2013 16:00	0	0	268.5	268.5	268.5
04/23/2013 17:00	0	0	267.5	267.5	267.5
04/23/2013 18:00	0	0	223.2	223.2	223.2
04/23/2013 19:00	0	0	218.7	218.7	218.7
04/23/2013 20:00	0	0	212.1	212.1	212.1
04/23/2013 21:00	0	0	207.4	207.4	207.4
04/23/2013 22:00	0	0	127.6	127.6	127.6
04/23/2013 23:00	0	0	66.1	66.1	66.1
04/24/2013 00:00	0	0	47	47	47
04/24/2013 01:00	0	0	72.9	72.9	72.9
04/24/2013 02:00	0	0	172.4	172.4	172.4
04/24/2013 03:00	0	0	291	291	291
04/24/2013 04:00	0	0	398.8	398.8	398.8
04/24/2013 05:00	0	0	666.5	666.5	666.5
04/24/2013 06:00	0	0	601.4	601.4	601.4
04/24/2013 07:00	0	0	508.5	508.5	508.5
04/24/2013 08:00	0	0	496.5	496.5	496.5
04/24/2013 09:00	0	0	523.3	523.3	523.3
04/24/2013 10:00	0	0	576.8	576.8	576.8

	Unit 1 (Part 75 Data)	Unit 1 (Part 60 Data)	Unit 2 (Part 75 Data)	Unit 2 (Part 60 Data)	Units 1&2 Combined
	SO2_LbPerHr	SO2_P60_LbPerHr	SO2_LbPerHr	SO2_P60_LbPerHr	(Part 60 Data)
	1H	1H	1H	1H	
Time	Value	Value	Value	Value	
04/24/2013 11:00	0	0	694.6	694.6	694.6
04/24/2013 12:00	0	0	581.1	581.1	581.1
04/24/2013 13:00	0	0	428.6	428.6	428.6
04/24/2013 14:00	0	0	321.9	321.9	321.9
04/24/2013 15:00	0	0	250.4	250.4	250.4
04/24/2013 16:00	0	0	311.7	311.7	311.7
04/24/2013 17:00	0	0	359.3	359.3	359.3
04/24/2013 18:00	0	0	297.1	297.1	297.1
04/24/2013 19:00	0	0	307.5	307.5	307.5
04/24/2013 20:00	0	0	293.5	293.5	293.5
04/24/2013 21:00	0	0	306	306	306
04/24/2013 22:00	0	0	273.1	273.1	273.1
04/24/2013 23:00	0	0	217	217	217
04/25/2013 00:00	0	0	193	193	193
04/25/2013 01:00	0	0	119.4	119.4	119.4
04/25/2013 02:00	0	0	77.8	77.8	77.8
04/25/2013 03:00	0	0	180.5	180.5	180.5
04/25/2013 04:00	0	0	268.4	268.4	268.4
04/25/2013 05:00	0	0	448.3	448.3	448.3
04/25/2013 06:00	0	0	498.6	498.6	498.6
04/25/2013 07:00	0	0	560.9	560.9	560.9
04/25/2013 08:00	0	0	511.1	511.1	511.1
04/25/2013 09:00	0	0	498.4	498.4	498.4
04/25/2013 10:00	0	0	576.2	576.2	576.2
04/25/2013 11:00	0	0	973.1	973.1	973.1
04/25/2013 12:00	0	0	1159.3	1159.3	1159.3
04/25/2013 13:00	0	0	988.5	988.5	988.5
04/25/2013 14:00	0	0	991.2	991.2	991.2
04/25/2013 15:00	0	0	888	888	888
04/25/2013 16:00	0	0	568.3	568.3	568.3
04/25/2013 17:00	0	0	482.5	482.5	482.5
04/25/2013 18:00	0	0	397.1	397.1	397.1
04/25/2013 19:00	0	0	557.9	557.9	557.9
04/25/2013 20:00	0	0	540.4	540.4	540.4
04/25/2013 21:00	0	0	462.7	462.7	462.7
04/25/2013 22:00	0	0	366.8	366.8	366.8
04/25/2013 23:00	0	0	431.4	431.4	431.4
04/26/2013 00:00	0	0	452	452	452
04/26/2013 01:00	0	0	392.7	392.7	392.7
04/26/2013 02:00	0	0	413.7	413.7	413.7
04/26/2013 03:00	0	0	594.5	594.5	594.5
04/26/2013 04:00	0	0	627.6	627.6	627.6
04/26/2013 05:00	0	0	537.7	537.7	537.7
04/26/2013 06:00	0	0	493.8	493.8	493.8
04/26/2013 07:00	0	0	650	650	650
04/26/2013 08:00	0	0	1398.1	1398.1	1398.1
04/26/2013 09:00	0	0	835.9	835.9	835.9
04/26/2013 10:00	0	0	580.9	580.9	580.9
04/26/2013 11:00	0	0	550.2	550.2	550.2
04/26/2013 12:00	0	0	587.7	587.7	587.7
04/26/2013 13:00	0	0	468.6	468.6	468.6
04/26/2013 14:00	0	0	417.9	417.9	417.9
04/26/2013 15:00	0	0	455.8	455.8	455.8
04/26/2013 16:00	0	0	502.4	502.4	502.4
04/26/2013 17:00	0	0	509.4	509.4	509.4
04/26/2013 18:00	0	0	498	498	498
04/26/2013 19:00	0	0	519.5	519.5	519.5
04/26/2013 20:00	0	0	515.6	515.6	515.6
04/26/2013 21:00	0	0	479.2	479.2	479.2
04/26/2013 22:00	0	0	397.7	397.7	397.7
04/26/2013 23:00	0	0	634.9	634.9	634.9
04/27/2013 00:00	0	0	506.7	506.7	506.7
04/27/2013 01:00	0	0	356.5	356.5	356.5
04/27/2013 02:00	0	0	400.8	400.8	400.8
04/27/2013 03:00	0	0	623.8	623.8	623.8

	Unit 1 (Part 75 Data)	Unit 1 (Part 60 Data)	Unit 2 (Part 75 Data)	Unit 2 (Part 60 Data)	Units 1&2 Combined
	SO2_LbPerHr	SO2_P60_LbPerHr	SO2_LbPerHr	SO2_P60_LbPerHr	(Part 60 Data)
	1H	1H	1H	1H	
Time	Value	Value	Value	Value	
04/27/2013 04:00	0	0	643.7	643.7	643.7
04/27/2013 05:00	0	0	514.3	514.3	514.3
04/27/2013 06:00	0	0	402.3	402.3	402.3
04/27/2013 07:00	0	0	494.3	494.3	494.3
04/27/2013 08:00	0	0	543	543	543
04/27/2013 09:00	0	0	538.4	538.4	538.4
04/27/2013 10:00	0	0	521.5	521.5	521.5
04/27/2013 11:00	0	0	516.6	516.6	516.6
04/27/2013 12:00	0	0	487.3	487.3	487.3
04/27/2013 13:00	0	0	506.2	506.2	506.2
04/27/2013 14:00	0	0	501.2	501.2	501.2
04/27/2013 15:00	0	0	500.2	500.2	500.2
04/27/2013 16:00	0	0	530.3	530.3	530.3
04/27/2013 17:00	0	0	524	524	524
04/27/2013 18:00	0	0	522.2	522.2	522.2
04/27/2013 19:00	0	0	502.3	502.3	502.3
04/27/2013 20:00	0	0	484.5	484.5	484.5
04/27/2013 21:00	0	0	438.5	438.5	438.5
04/27/2013 22:00	0	0	452	452	452
04/27/2013 23:00	0	0	428.9	428.9	428.9
04/28/2013 00:00	0	0	302.2	302.2	302.2
04/28/2013 01:00	0	0	287.8	287.8	287.8
04/28/2013 02:00	0	0	494.5	494.5	494.5
04/28/2013 03:00	0	0	418.3	418.3	418.3
04/28/2013 04:00	0	0	397.3	397.3	397.3
04/28/2013 05:00	0	0	408.5	408.5	408.5
04/28/2013 06:00	0	0	404.3	404.3	404.3
04/28/2013 07:00	0	0	504.1	504.1	504.1
04/28/2013 08:00	0	0	567.3	567.3	567.3
04/28/2013 09:00	0	0	596.5	596.5	596.5
04/28/2013 10:00	0	0	497.7	497.7	497.7
04/28/2013 11:00	0	0	482.6	482.6	482.6
04/28/2013 12:00	0	0	470.5	470.5	470.5
04/28/2013 13:00	0	0	571.3	571.3	571.3
04/28/2013 14:00	0	0	586.2	586.2	586.2
04/28/2013 15:00	0	0	520.2	520.2	520.2
04/28/2013 16:00	0	0	427.7	427.7	427.7
04/28/2013 17:00	0	0	389.4	389.4	389.4
04/28/2013 18:00	0	0	548.9	548.9	548.9
04/28/2013 19:00	0	0	630.5	630.5	630.5
04/28/2013 20:00	0	0	590.2	590.2	590.2
04/28/2013 21:00	0	0	389	389	389
04/28/2013 22:00	0	0	245.6	245.6	245.6
04/28/2013 23:00	0	0	374.7	374.7	374.7
04/29/2013 00:00	0	0	396.4	396.4	396.4
04/29/2013 01:00	0	0	411.4	411.4	411.4
04/29/2013 02:00	0	0	341.9	341.9	341.9
04/29/2013 03:00	0	0	430.9	430.9	430.9
04/29/2013 04:00	0	0	492.5	492.5	492.5
04/29/2013 05:00	0	0	533.2	533.2	533.2
04/29/2013 06:00	0	0	599.3	599.3	599.3
04/29/2013 07:00	0	0	535.9	535.9	535.9
04/29/2013 08:00	0	0	494.3	494.3	494.3
04/29/2013 09:00	0	0	503.6	503.6	503.6
04/29/2013 10:00	0	0	525.2	525.2	525.2
04/29/2013 11:00	0	0	550.9	550.9	550.9
04/29/2013 12:00	0	0	563.8	563.8	563.8
04/29/2013 13:00	0	0	516.9	516.9	516.9
04/29/2013 14:00	0	0	460	460	460
04/29/2013 15:00	0	0	450.4	450.4	450.4
04/29/2013 16:00	0	0	437	437	437
04/29/2013 17:00	0	0	463	463	463
04/29/2013 18:00	0	0	474.2	474.2	474.2
04/29/2013 19:00	0	0	471.4	471.4	471.4
04/29/2013 20:00	0	0	543.8	543.8	543.8

	Unit 1 (Part 75 Data)	Unit 1 (Part 60 Data)	Unit 2 (Part 75 Data)	Unit 2 (Part 60 Data)	Units 1&2 Combined
	SO2_LbPerHr	SO2_P60_LbPerHr	SO2_LbPerHr	SO2_P60_LbPerHr	(Part 60 Data)
	1H	1H	1H	1H	
Time	Value	Value	Value	Value	
04/29/2013 21:00	0	0	484.9	484.9	484.9
04/29/2013 22:00	0	0	450.8	450.8	450.8
04/29/2013 23:00	0	0	356.3	356.3	356.3
04/30/2013 00:00	0	0	326.3	326.3	326.3
04/30/2013 01:00	0	0	486.6	486.6	486.6
04/30/2013 02:00	0	0	508.3	508.3	508.3
04/30/2013 03:00	0	0	412.9	412.9	412.9
04/30/2013 04:00	0	0	399.5	399.5	399.5
04/30/2013 05:00	0	0	593.9	593.9	593.9
04/30/2013 06:00	0	0	541.7	541.7	541.7
04/30/2013 07:00	0	0	549.2	549.2	549.2
04/30/2013 08:00	0	0	407.4	407.4	407.4
04/30/2013 09:00	0	0	348.9	348.9	348.9
04/30/2013 10:00	0	0	379.8	379.8	379.8
04/30/2013 11:00	0	0	583.3	583.3	583.3
04/30/2013 12:00	0	0	497.2	497.2	497.2
04/30/2013 13:00	0	0	412.6	412.6	412.6
04/30/2013 14:00	0	0	505.5	505.5	505.5
04/30/2013 15:00	0	0	524.8	524.8	524.8
04/30/2013 16:00	0	0	533.1	533.1	533.1
04/30/2013 17:00	0	0	495.5	495.5	495.5
04/30/2013 18:00	0	0	424.6	424.6	424.6
04/30/2013 19:00	0	0	526.2	526.2	526.2
04/30/2013 20:00	0	0	619.3	619.3	619.3
04/30/2013 21:00	0	0	451.7	451.7	451.7
04/30/2013 22:00	0	0	407.3	407.3	407.3
04/30/2013 23:00	0	0	420.1	420.1	420.1
05/01/2013 00:00	0	0	401.9	401.9	401.9
05/01/2013 01:00	0	0	382.3	382.3	382.3
05/01/2013 02:00	0	0	306.8	306.8	306.8
05/01/2013 03:00	0	0	377	377	377
05/01/2013 04:00	0	0	623.4	623.4	623.4
05/01/2013 05:00	0	0	543	543	543
05/01/2013 06:00	0	0	448.9	448.9	448.9
05/01/2013 07:00	0	0	500.6	500.6	500.6
05/01/2013 08:00	0	0	551.7	551.7	551.7
05/01/2013 09:00	0	0	630	630	630
05/01/2013 10:00	0	0	701.6	701.6	701.6
05/01/2013 11:00	0	0	591	591	591
05/01/2013 12:00	0	0	526	526	526
05/01/2013 13:00	0	0	505.6	505.6	505.6
05/01/2013 14:00	0	0	485	485	485
05/01/2013 15:00	0	0	366.8	366.8	366.8
05/01/2013 16:00	0	0	315.8	315.8	315.8
05/01/2013 17:00	0	0	380.9	380.9	380.9
05/01/2013 18:00	0	0	531	531	531
05/01/2013 19:00	0	0	589.1	589.1	589.1
05/01/2013 20:00	0	0	403.8	403.8	403.8
05/01/2013 21:00	0	0	274.8	274.8	274.8
05/01/2013 22:00	0	0	199.9	199.9	199.9
05/01/2013 23:00	0	0	206	206	206
05/02/2013 00:00	0	0	271.5	271.5	271.5
05/02/2013 01:00	0	0	280	280	280
05/02/2013 02:00	0	0	200.1	200.1	200.1
05/02/2013 03:00	0	0	389.3	389.3	389.3
05/02/2013 04:00	0	0	503.8	503.8	503.8
05/02/2013 05:00	0	0	472.4	472.4	472.4
05/02/2013 06:00	0	0	415.6	415.6	415.6
05/02/2013 07:00	0	0	524.7	524.7	524.7
05/02/2013 08:00	0	0	658.1	658.1	658.1
05/02/2013 09:00	0	0	7135.3	7135.3	7135.3
05/02/2013 10:00	0	0	525.1	525.1	525.1
05/02/2013 11:00	0	0	6913.9	6913.9	6913.9
05/02/2013 12:00	0	0	538.6	538.6	538.6
05/02/2013 13:00	0	0	572.4	572.4	572.4

	Unit 1 (Part 75 Data)	Unit 1 (Part 60 Data)	Unit 2 (Part 75 Data)	Unit 2 (Part 60 Data)	Units 1&2 Combined
	SO2_LbPerHr	SO2_P60_LbPerHr	SO2_LbPerHr	SO2_P60_LbPerHr	(Part 60 Data)
	1H	1H	1H	1H	
Time	Value	Value	Value	Value	
05/02/2013 14:00	0	0	587.5	587.5	587.5
05/02/2013 15:00	0	0	536.6	536.6	536.6
05/02/2013 16:00	0	0	487.4	487.4	487.4
05/02/2013 17:00	0	0	496.9	496.9	496.9
05/02/2013 18:00	0	0	383.7	383.7	383.7
05/02/2013 19:00	0	0	468.8	468.8	468.8
05/02/2013 20:00	0	0	663.3	663.3	663.3
05/02/2013 21:00	0	0	472.4	472.4	472.4
05/02/2013 22:00	0	0	306.2	306.2	306.2
05/02/2013 23:00	0	0	319.9	319.9	319.9
05/03/2013 00:00	0	0	527.1	527.1	527.1
05/03/2013 01:00	0	0	473.3	473.3	473.3
05/03/2013 02:00	0	0	353.6	353.6	353.6
05/03/2013 03:00	0	0	473.3	473.3	473.3
05/03/2013 04:00	0	0	489.5	489.5	489.5
05/03/2013 05:00	0	0	589.8	589.8	589.8
05/03/2013 06:00	0	0	493.7	493.7	493.7
05/03/2013 07:00	0	0	509.8	509.8	509.8
05/03/2013 08:00	0	0	550.9	550.9	550.9
05/03/2013 09:00	0	0	9918.3	9918.3	9918.3
05/03/2013 10:00	0	0	643.2	643.2	643.2
05/03/2013 11:00	0	0	9564.3	9564.3	9564.3
05/03/2013 12:00	0	0	8999.6	8999.6	8999.6
05/03/2013 13:00	0	0	4657.9	4657.9	4657.9
05/03/2013 14:00	0	0	436.2	436.2	436.2
05/03/2013 15:00	0	0	546	546	546
05/03/2013 16:00	0	0	240.3	240.3	240.3
05/03/2013 17:00	0	0	0	0	0
05/03/2013 18:00	0	0	0	0	0
05/03/2013 19:00	0	0	0	0	0
05/03/2013 20:00	0	0	0	0	0
05/03/2013 21:00	0	0	0	0	0
05/03/2013 22:00	0	0	0	0	0
05/03/2013 23:00	0	0	0	0	0
05/04/2013 00:00	0	0	0	0	0
05/04/2013 01:00	0	0	0	0	0
05/04/2013 02:00	0	0	0	0	0
05/04/2013 03:00	0	0	0	0	0
05/04/2013 04:00	0	0	0	0	0
05/04/2013 05:00	0	0	0	0	0
05/04/2013 06:00	0	0	0	0	0
05/04/2013 07:00	0	0	0	0	0
05/04/2013 08:00	0	0	0	0	0
05/04/2013 09:00	0	0	0	0	0
05/04/2013 10:00	0	0	0	0	0
05/04/2013 11:00	0	0	0	0	0
05/04/2013 12:00	0	0	0	0	0
05/04/2013 13:00	0	0	0	0	0
05/04/2013 14:00	0	0	0	0	0
05/04/2013 15:00	0	0	0	0	0
05/04/2013 16:00	0	0	0	0	0
05/04/2013 17:00	0	0	0	0	0
05/04/2013 18:00	0	0	0	0	0
05/04/2013 19:00	0	0	0	0	0
05/04/2013 20:00	0	0	0	0	0
05/04/2013 21:00	0	0	0	0	0
05/04/2013 22:00	0	0	0	0	0
05/04/2013 23:00	0	0	0	0	0
05/05/2013 00:00	0	0	0	0	0
05/05/2013 01:00	0	0	0	0	0
05/05/2013 02:00	0	0	0	0	0
05/05/2013 03:00	0	0	0	0	0
05/05/2013 04:00	0	0	0	0	0
05/05/2013 05:00	0	0	0	0	0
05/05/2013 06:00	0	0	0	0	0

	Unit 1 (Part 75 Data)	Unit 1 (Part 60 Data)	Unit 2 (Part 75 Data)	Unit 2 (Part 60 Data)	Units 1&2 Combined
	SO2_LbPerHr	SO2_P60_LbPerHr	SO2_LbPerHr	SO2_P60_LbPerHr	(Part 60 Data)
	1H	1H	1H	1H	
Time	Value	Value	Value	Value	
05/05/2013 07:00	0	0	0	0	0
05/05/2013 08:00	0	0	0	0	0
05/05/2013 09:00	0	0	0	0	0
05/05/2013 10:00	0	0	0	0	0
05/05/2013 11:00	0	0	0	0	0
05/05/2013 12:00	0	0	0	0	0
05/05/2013 13:00	0	0	0	0	0
05/05/2013 14:00	0	0	0	0	0
05/05/2013 15:00	0	0	0	0	0
05/05/2013 16:00	0	0	0	0	0
05/05/2013 17:00	0	0	0	0	0
05/05/2013 18:00	0	0	0	0	0
05/05/2013 19:00	0	0	0	0	0
05/05/2013 20:00	0	0	0	0	0
05/05/2013 21:00	0	0	0	0	0
05/05/2013 22:00	0	0	0	0	0
05/05/2013 23:00	0	0	0	0	0
05/06/2013 00:00	0	0	0	0	0
05/06/2013 01:00	0	0	0	0	0
05/06/2013 02:00	0	0	0	0	0
05/06/2013 03:00	0	0	0	0	0
05/06/2013 04:00	0	0	0	0	0
05/06/2013 05:00	0	0	0	0	0
05/06/2013 06:00	0	0	0	0	0
05/06/2013 07:00	0	0	0	0	0
05/06/2013 08:00	0	0	0	0	0
05/06/2013 09:00	0	0	0	0	0
05/06/2013 10:00	0	0	0	0	0
05/06/2013 11:00	0	0	0	0	0
05/06/2013 12:00	0	0	0	0	0
05/06/2013 13:00	0	0	0	0	0
05/06/2013 14:00	0	0	0	0	0
05/06/2013 15:00	0	0	0	0	0
05/06/2013 16:00	0	0	0	0	0
05/06/2013 17:00	0	0	0	0	0
05/06/2013 18:00	0	0	0	0	0
05/06/2013 19:00	0	0	0	0	0
05/06/2013 20:00	0	0	0	0	0
05/06/2013 21:00	0	0	0	0	0
05/06/2013 22:00	0	0	0	0	0
05/06/2013 23:00	0	0	0	0	0
05/07/2013 00:00	0	0	0	0	0
05/07/2013 01:00	0	0	0	0	0
05/07/2013 02:00	0	0	0	0	0
05/07/2013 03:00	0	0	0	0	0
05/07/2013 04:00	0	0	0	0	0
05/07/2013 05:00	0	0	0	0	0
05/07/2013 06:00	0	0	0	0	0
05/07/2013 07:00	0	0	0	0	0
05/07/2013 08:00	0	0	0	0	0
05/07/2013 09:00	0	0	0	0	0
05/07/2013 10:00	0	0	0	0	0
05/07/2013 11:00	0	0	0	0	0
05/07/2013 12:00	0	0	0	0	0
05/07/2013 13:00	0	0	0	0	0
05/07/2013 14:00	0	0	0	0	0
05/07/2013 15:00	0	0	0	0	0
05/07/2013 16:00	0	0	0	0	0
05/07/2013 17:00	0	0	0	0	0
05/07/2013 18:00	0	0	0	0	0
05/07/2013 19:00	0	0	0	0	0
05/07/2013 20:00	0	0	0	0	0
05/07/2013 21:00	0	0	0	0	0
05/07/2013 22:00	0	0	0	0	0
05/07/2013 23:00	0	0	0	0	0

	Unit 1 (Part 75 Data)	Unit 1 (Part 60 Data)	Unit 2 (Part 75 Data)	Unit 2 (Part 60 Data)	Units 1&2 Combined
	SO2_LbPerHr	SO2_P60_LbPerHr	SO2_LbPerHr	SO2_P60_LbPerHr	(Part 60 Data)
	1H	1H	1H	1H	
Time	Value	Value	Value	Value	
05/08/2013 00:00	0	0	0	0	0
05/08/2013 01:00	0	0	0	0	0
05/08/2013 02:00	0	0	0	0	0
05/08/2013 03:00	0	0	0	0	0
05/08/2013 04:00	0	0	0	0	0
05/08/2013 05:00	0	0	0	0	0
05/08/2013 06:00	0	0	0	0	0
05/08/2013 07:00	0	0	0	0	0
05/08/2013 08:00	0	0	0	0	0
05/08/2013 09:00	0	0	0	0	0
05/08/2013 10:00	0	0	0	0	0
05/08/2013 11:00	0	0	0	0	0
05/08/2013 12:00	0	0	0	0	0
05/08/2013 13:00	0	0	0	0	0
05/08/2013 14:00	0	0	0	0	0
05/08/2013 15:00	0	0	0	0	0
05/08/2013 16:00	0	0	0	0	0
05/08/2013 17:00	0	0	0	0	0
05/08/2013 18:00	0	0	0	0	0
05/08/2013 19:00	0	0	0	0	0
05/08/2013 20:00	0	0	0	0	0
05/08/2013 21:00	0	0	0	0	0
05/08/2013 22:00	0	0	0	0	0
05/08/2013 23:00	0	0	0	0	0
05/09/2013 00:00	0	0	0	0	0
05/09/2013 01:00	0	0	0	0	0
05/09/2013 02:00	0	0	0	0	0
05/09/2013 03:00	0	0	0	0	0
05/09/2013 04:00	0	0	0	0	0
05/09/2013 05:00	0	0	0	0	0
05/09/2013 06:00	0	0	0	0	0
05/09/2013 07:00	0	0	0	0	0
05/09/2013 08:00	0	0	0	0	0
05/09/2013 09:00	0	0	0	0	0
05/09/2013 10:00	0	0	0	0	0
05/09/2013 11:00	0	0	0	0	0
05/09/2013 12:00	0	0	0	0	0
05/09/2013 13:00	0	0	0	0	0
05/09/2013 14:00	0	0	0	0	0
05/09/2013 15:00	0	0	0	0	0
05/09/2013 16:00	0	0	0	0	0
05/09/2013 17:00	0	0	0	0	0
05/09/2013 18:00	0	0	0	0	0
05/09/2013 19:00	0	0	0	0	0
05/09/2013 20:00	0	0	0	0	0
05/09/2013 21:00	0	0	0	0	0
05/09/2013 22:00	0	0	0	0	0
05/09/2013 23:00	0	0	0	0	0
05/10/2013 00:00	0	0	0	0	0
05/10/2013 01:00	0	0	0	0	0
05/10/2013 02:00	0	0	0	0	0
05/10/2013 03:00	0	0	0	0	0
05/10/2013 04:00	0	0	0	0	0
05/10/2013 05:00	0	0	0	0	0
05/10/2013 06:00	0	0	0	0	0
05/10/2013 07:00	0	0	0	0	0
05/10/2013 08:00	0	0	0	0	0
05/10/2013 09:00	0	0	0	0	0
05/10/2013 10:00	0	0	0	0	0
05/10/2013 11:00	0	0	0	0	0
05/10/2013 12:00	0	0	0	0	0
05/10/2013 13:00	0	0	0	0	0
05/10/2013 14:00	0	0	0	0	0
05/10/2013 15:00	0	0	0	0	0
05/10/2013 16:00	0	0	0	0	0

	Unit 1 (Part 75 Data)	Unit 1 (Part 60 Data)	Unit 2 (Part 75 Data)	Unit 2 (Part 60 Data)	Units 1&2 Combined
	SO2_LbPerHr	SO2_P60_LbPerHr	SO2_LbPerHr	SO2_P60_LbPerHr	(Part 60 Data)
	1H	1H	1H	1H	
Time	Value	Value	Value	Value	
05/10/2013 17:00	0	0	0	0	0
05/10/2013 18:00	0	0	0	0	0
05/10/2013 19:00	0	0	0	0	0
05/10/2013 20:00	0	0	0	0	0
05/10/2013 21:00	0	0	0	0	0
05/10/2013 22:00	0	0	0	0	0
05/10/2013 23:00	0	0	0	0	0
05/11/2013 00:00	0	0	0	0	0
05/11/2013 01:00	0	0	0	0	0
05/11/2013 02:00	0	0	0	0	0
05/11/2013 03:00	0	0	0	0	0
05/11/2013 04:00	0	0	0	0	0
05/11/2013 05:00	0	0	0	0	0
05/11/2013 06:00	0	0	0	0	0
05/11/2013 07:00	0	0	0	0	0
05/11/2013 08:00	0	0	0	0	0
05/11/2013 09:00	0	0	0	0	0
05/11/2013 10:00	0	0	0	0	0
05/11/2013 11:00	0	0	0	0	0
05/11/2013 12:00	0	0	0	0	0
05/11/2013 13:00	0	0	0	0	0
05/11/2013 14:00	0	0	0	0	0
05/11/2013 15:00	0	0	0	0	0
05/11/2013 16:00	0	0	0	0	0
05/11/2013 17:00	0	0	0	0	0
05/11/2013 18:00	0	0	0	0	0
05/11/2013 19:00	0	0	0	0	0
05/11/2013 20:00	0	0	0	0	0
05/11/2013 21:00	0	0	0	0	0
05/11/2013 22:00	0	0	0	0	0
05/11/2013 23:00	0	0	0	0	0
05/12/2013 00:00	0	0	0	0	0
05/12/2013 01:00	0	0	0	0	0
05/12/2013 02:00	0	0	0	0	0
05/12/2013 03:00	0	0	0	0	0
05/12/2013 04:00	0	0	0	0	0
05/12/2013 05:00	0	0	0	0	0
05/12/2013 06:00	0	0	0	0	0
05/12/2013 07:00	0	0	0	0	0
05/12/2013 08:00	0	0	0	0	0
05/12/2013 09:00	0	0	0	0	0
05/12/2013 10:00	0	0	0	0	0
05/12/2013 11:00	0	0	0	0	0
05/12/2013 12:00	0	0	0	0	0
05/12/2013 13:00	0	0	0	0	0
05/12/2013 14:00	0	0	0	0	0
05/12/2013 15:00	0	0	0	0	0
05/12/2013 16:00	0	0	0	0	0
05/12/2013 17:00	0	0	0	0	0
05/12/2013 18:00	0	0	0	0	0
05/12/2013 19:00	0	0	0	0	0
05/12/2013 20:00	0	0	0	0	0
05/12/2013 21:00	0	0	0	0	0
05/12/2013 22:00	0	0	0	0	0
05/12/2013 23:00	0	0	0	0	0
05/13/2013 00:00	0	0	0	0	0
05/13/2013 01:00	0	0	0	0	0
05/13/2013 02:00	0	0	0	0	0
05/13/2013 03:00	0	0	0	0	0
05/13/2013 04:00	0	0	0	0	0
05/13/2013 05:00	0	0	0	0	0
05/13/2013 06:00	0	0	0	0	0
05/13/2013 07:00	0	0	0	0	0
05/13/2013 08:00	0	0	0	0	0
05/13/2013 09:00	0	0	0	0	0

	Unit 1 (Part 75 Data)	Unit 1 (Part 60 Data)	Unit 2 (Part 75 Data)	Unit 2 (Part 60 Data)	Units 1&2 Combined
	SO2_LbPerHr	SO2_P60_LbPerHr	SO2_LbPerHr	SO2_P60_LbPerHr	(Part 60 Data)
	1H	1H	1H	1H	
Time	Value	Value	Value	Value	
05/13/2013 10:00	0	0	0	0	0
05/13/2013 11:00	0	0	0	0	0
05/13/2013 12:00	0	0	0	0	0
05/13/2013 13:00	0	0	0	0	0
05/13/2013 14:00	0	0	0	0	0
05/13/2013 15:00	0	0	0	0	0
05/13/2013 16:00	0	0	0	0	0
05/13/2013 17:00	0	0	0	0	0
05/13/2013 18:00	0	0	0	0	0
05/13/2013 19:00	0	0	0	0	0
05/13/2013 20:00	0	0	0	0	0
05/13/2013 21:00	0	0	0	0	0
05/13/2013 22:00	0	0	0	0	0
05/13/2013 23:00	0	0	0	0	0
05/14/2013 00:00	0	0	0	0	0
05/14/2013 01:00	0	0	0	0	0
05/14/2013 02:00	0	0	0	0	0
05/14/2013 03:00	0	0	0	0	0
05/14/2013 04:00	0	0	0	0	0
05/14/2013 05:00	0	0	0	0	0
05/14/2013 06:00	0	0	0	0	0
05/14/2013 07:00	0	0	0	0	0
05/14/2013 08:00	0	0	0	0	0
05/14/2013 09:00	0	0	0	0	0
05/14/2013 10:00	0	0	0	0	0
05/14/2013 11:00	0	0	0	0	0
05/14/2013 12:00	0	0	0	0	0
05/14/2013 13:00	0	0	0	0	0
05/14/2013 14:00	0	0	0	0	0
05/14/2013 15:00	0	0	0	0	0
05/14/2013 16:00	0	0	0	0	0
05/14/2013 17:00	0	0	0	0	0
05/14/2013 18:00	0	0	0	0	0
05/14/2013 19:00	0	0	0	0	0
05/14/2013 20:00	0	0	0	0	0
05/14/2013 21:00	0	0	0	0	0
05/14/2013 22:00	0	0	0	0	0
05/14/2013 23:00	0	0	0	0	0
05/15/2013 00:00	0	0	0	0	0
05/15/2013 01:00	0	0	0	0	0
05/15/2013 02:00	0	0	0	0	0
05/15/2013 03:00	0	0	0	0	0
05/15/2013 04:00	0	0	0	0	0
05/15/2013 05:00	0	0	0	0	0
05/15/2013 06:00	0	0	0	0	0
05/15/2013 07:00	0	0	0	0	0
05/15/2013 08:00	0	0	0	0	0
05/15/2013 09:00	0	0	0	0	0
05/15/2013 10:00	0	0	0	0	0
05/15/2013 11:00	0	0	0	0	0
05/15/2013 12:00	0	0	0	0	0
05/15/2013 13:00	0	0	0	0	0
05/15/2013 14:00	0	0	0	0	0
05/15/2013 15:00	0	0	0	0	0
05/15/2013 16:00	0	0	0	0	0
05/15/2013 17:00	0	0	0	0	0
05/15/2013 18:00	0	0	0	0	0
05/15/2013 19:00	0	0	0	0	0
05/15/2013 20:00	0	0	0	0	0
05/15/2013 21:00	0	0	0	0	0
05/15/2013 22:00	0	0	0	0	0
05/15/2013 23:00	0	0	0	0	0
05/16/2013 00:00	0	0	0	0	0
05/16/2013 01:00	0	0	0	0	0
05/16/2013 02:00	0	0	0	0	0

	Unit 1 (Part 75 Data)	Unit 1 (Part 60 Data)	Unit 2 (Part 75 Data)	Unit 2 (Part 60 Data)	Units 1&2 Combined
	SO2_LbPerHr	SO2_P60_LbPerHr	SO2_LbPerHr	SO2_P60_LbPerHr	(Part 60 Data)
	1H	1H	1H	1H	
Time	Value	Value	Value	Value	
05/16/2013 03:00	0	0	0	0	0
05/16/2013 04:00	0	0	0	0	0
05/16/2013 05:00	0	0	0	0	0
05/16/2013 06:00	0	0	0	0	0
05/16/2013 07:00	0	0	0	0	0
05/16/2013 08:00	0	0	0	0	0
05/16/2013 09:00	0	0	0	0	0
05/16/2013 10:00	0	0	0	0	0
05/16/2013 11:00	0	0	0	0	0
05/16/2013 12:00	0	0	0	0	0
05/16/2013 13:00	0	0	0	0	0
05/16/2013 14:00	0	0	0	0	0
05/16/2013 15:00	0	0	0	0	0
05/16/2013 16:00	0	0	0	0	0
05/16/2013 17:00	0	0	0	0	0
05/16/2013 18:00	0	0	0	0	0
05/16/2013 19:00	0	0	0	0	0
05/16/2013 20:00	0	0	0	0	0
05/16/2013 21:00	0	0	0	0	0
05/16/2013 22:00	0	0	0	0	0
05/16/2013 23:00	0	0	0	0	0
05/17/2013 00:00	0	0	0	0	0
05/17/2013 01:00	0	0	0	0	0
05/17/2013 02:00	0	0	0	0	0
05/17/2013 03:00	0	0	0	0	0
05/17/2013 04:00	0	0	0	0	0
05/17/2013 05:00	0	0	0	0	0
05/17/2013 06:00	0	0	0	0	0
05/17/2013 07:00	0	0	0	0	0
05/17/2013 08:00	0	0	0	0	0
05/17/2013 09:00	0	0	0	0	0
05/17/2013 10:00	0	0	0	0	0
05/17/2013 11:00	0	0	0	0	0
05/17/2013 12:00	0	0	0	0	0
05/17/2013 13:00	0	0	0	0	0
05/17/2013 14:00	0	0	0	0	0
05/17/2013 15:00	0	0	0	0	0
05/17/2013 16:00	0	0	0	0	0
05/17/2013 17:00	0	0	0	0	0
05/17/2013 18:00	0	0	0	0	0
05/17/2013 19:00	0	0	0	0	0
05/17/2013 20:00	0	0	0	0	0
05/17/2013 21:00	0	0	0	0	0
05/17/2013 22:00	0	0	0	0	0
05/17/2013 23:00	0	0	0	0	0
05/18/2013 00:00	0	0	0	0	0
05/18/2013 01:00	0	0	0	0	0
05/18/2013 02:00	0	0	0	0	0
05/18/2013 03:00	0	0	0	0	0
05/18/2013 04:00	0	0	0	0	0
05/18/2013 05:00	0	0	0	0	0
05/18/2013 06:00	0	0	0	0	0
05/18/2013 07:00	0	0	0	0	0
05/18/2013 08:00	0	0	0	0	0
05/18/2013 09:00	0	0	0	0	0
05/18/2013 10:00	0	0	0	0	0
05/18/2013 11:00	0	0	0	0	0
05/18/2013 12:00	0	0	0	0	0
05/18/2013 13:00	0	0	0	0	0
05/18/2013 14:00	0	0	0	0	0
05/18/2013 15:00	0	0	0	0	0
05/18/2013 16:00	0	0	0	0	0
05/18/2013 17:00	0	0	0	0	0
05/18/2013 18:00	0	0	0	0	0
05/18/2013 19:00	0	0	0	0	0

	Unit 1 (Part 75 Data)	Unit 1 (Part 60 Data)	Unit 2 (Part 75 Data)	Unit 2 (Part 60 Data)	Units 1&2 Combined
	SO2_LbPerHr	SO2_P60_LbPerHr	SO2_LbPerHr	SO2_P60_LbPerHr	(Part 60 Data)
	1H	1H	1H	1H	
Time	Value	Value	Value	Value	
05/18/2013 20:00	0	0	0	0	0
05/18/2013 21:00	0	0	0	0	0
05/18/2013 22:00	0	0	0	0	0
05/18/2013 23:00	0	0	0	0	0
05/19/2013 00:00	0	0	0	0	0
05/19/2013 01:00	0	0	0	0	0
05/19/2013 02:00	0	0	0	0	0
05/19/2013 03:00	0	0	0	0	0
05/19/2013 04:00	0	0	0	0	0
05/19/2013 05:00	0	0	0	0	0
05/19/2013 06:00	0	0	0	0	0
05/19/2013 07:00	0	0	0	0	0
05/19/2013 08:00	0	0	0	0	0
05/19/2013 09:00	0	0	0	0	0
05/19/2013 10:00	0	0	0	0	0
05/19/2013 11:00	0	0	0	0	0
05/19/2013 12:00	0	0	0	0	0
05/19/2013 13:00	0	0	0	0	0
05/19/2013 14:00	0	0	0	0	0
05/19/2013 15:00	0	0	0	0	0
05/19/2013 16:00	0	0	0	0	0
05/19/2013 17:00	0	0	0	0	0
05/19/2013 18:00	0	0	0	0	0
05/19/2013 19:00	0	0	0	0	0
05/19/2013 20:00	0	0	0	0	0
05/19/2013 21:00	0	0	0	0	0
05/19/2013 22:00	0	0	0	0	0
05/19/2013 23:00	0	0	0	0	0
05/20/2013 00:00	0	0	0	0	0
05/20/2013 01:00	0	0	0	0	0
05/20/2013 02:00	0	0	0	0	0
05/20/2013 03:00	0	0	0	0	0
05/20/2013 04:00	0	0	0	0	0
05/20/2013 05:00	0	0	0	0	0
05/20/2013 06:00	0	0	0	0	0
05/20/2013 07:00	0	0	0	0	0
05/20/2013 08:00	0	0	0	0	0
05/20/2013 09:00	0	0	0	0	0
05/20/2013 10:00	0	0	0	0	0
05/20/2013 11:00	0	0	0	0	0
05/20/2013 12:00	0	0	0	0	0
05/20/2013 13:00	0	0	0	0	0
05/20/2013 14:00	0	0	0	0	0
05/20/2013 15:00	0	0	0	0	0
05/20/2013 16:00	0	0	0	0	0
05/20/2013 17:00	0	0	0	0	0
05/20/2013 18:00	0	0	0	0	0
05/20/2013 19:00	0	0	0	0	0
05/20/2013 20:00	0	0	0	0	0
05/20/2013 21:00	0	0	0	0	0
05/20/2013 22:00	0	0	0	0	0
05/20/2013 23:00	0	0	0	0	0
05/21/2013 00:00	0	0	0	0	0
05/21/2013 01:00	0	0	0	0	0
05/21/2013 02:00	0	0	0	0	0
05/21/2013 03:00	0	0	0	0	0
05/21/2013 04:00	0	0	0	0	0
05/21/2013 05:00	0	0	0	0	0
05/21/2013 06:00	0	0	0	0	0
05/21/2013 07:00	0	0	0	0	0
05/21/2013 08:00	0	0	0	0	0
05/21/2013 09:00	0	0	0	0	0
05/21/2013 10:00	0	0	0	0	0
05/21/2013 11:00	0	0	0	0	0
05/21/2013 12:00	0	0	0	0	0

	Unit 1 (Part 75 Data)	Unit 1 (Part 60 Data)	Unit 2 (Part 75 Data)	Unit 2 (Part 60 Data)	Units 1&2 Combined
	SO2_LbPerHr	SO2_P60_LbPerHr	SO2_LbPerHr	SO2_P60_LbPerHr	(Part 60 Data)
	1H	1H	1H	1H	
Time	Value	Value	Value	Value	
05/21/2013 13:00	0	0	0	0	0
05/21/2013 14:00	0	0	0	0	0
05/21/2013 15:00	0	0	0	0	0
05/21/2013 16:00	0	0	0	0	0
05/21/2013 17:00	0	0	0	0	0
05/21/2013 18:00	0	0	0	0	0
05/21/2013 19:00	0	0	0	0	0
05/21/2013 20:00	0	0	0	0	0
05/21/2013 21:00	0	0	0	0	0
05/21/2013 22:00	0	0	0	0	0
05/21/2013 23:00	0	0	0	0	0
05/22/2013 00:00	0	0	0	0	0
05/22/2013 01:00	0	0	0	0	0
05/22/2013 02:00	0	0	0	0	0
05/22/2013 03:00	0	0	0	0	0
05/22/2013 04:00	0	0	0	0	0
05/22/2013 05:00	0	0	0	0	0
05/22/2013 06:00	0	0	0	0	0
05/22/2013 07:00	0	0	0	0	0
05/22/2013 08:00	0	0	0	0	0
05/22/2013 09:00	0	0	0	0	0
05/22/2013 10:00	0	0	0	0	0
05/22/2013 11:00	0	0	0	0	0
05/22/2013 12:00	0	0	0	0	0
05/22/2013 13:00	0	0	0	0	0
05/22/2013 14:00	0	0	0	0	0
05/22/2013 15:00	0	0	0	0	0
05/22/2013 16:00	0	0	0	0	0
05/22/2013 17:00	0	0	0	0	0
05/22/2013 18:00	0	0	0	0	0
05/22/2013 19:00	0	0	0	0	0
05/22/2013 20:00	0	0	0	0	0
05/22/2013 21:00	0	0	0	0	0
05/22/2013 22:00	0	0	0	0	0
05/22/2013 23:00	0	0	0	0	0
05/23/2013 00:00	0	0	0	0	0
05/23/2013 01:00	0	0	0	0	0
05/23/2013 02:00	0	0	0	0	0
05/23/2013 03:00	0	0	0	0	0
05/23/2013 04:00	0	0	0	0	0
05/23/2013 05:00	0	0	0	0	0
05/23/2013 06:00	0	0	0	0	0
05/23/2013 07:00	0	0	0	0	0
05/23/2013 08:00	0	0	0	0	0
05/23/2013 09:00	0	0	0	0	0
05/23/2013 10:00	0	0	0	0	0
05/23/2013 11:00	0	0	0	0	0
05/23/2013 12:00	0	0	0	0	0
05/23/2013 13:00	0	0	0	0	0
05/23/2013 14:00	0	0	0	0	0
05/23/2013 15:00	0	0	0	0	0
05/23/2013 16:00	0	0	0	0	0
05/23/2013 17:00	0	0	0	0	0
05/23/2013 18:00	0	0	0	0	0
05/23/2013 19:00	0	0	0	0	0
05/23/2013 20:00	0	0	0	0	0
05/23/2013 21:00	0	0	0	0	0
05/23/2013 22:00	0	0	0	0	0
05/23/2013 23:00	0	0	0	0	0
05/24/2013 00:00	0	0	0	0	0
05/24/2013 01:00	0	0	0	0	0
05/24/2013 02:00	0	0	0	0	0
05/24/2013 03:00	0	0	0	0	0
05/24/2013 04:00	0	0	0	0	0
05/24/2013 05:00	0	0	0	0	0

	Unit 1 (Part 75 Data)	Unit 1 (Part 60 Data)	Unit 2 (Part 75 Data)	Unit 2 (Part 60 Data)	Units 1&2 Combined
	SO2_LbPerHr	SO2_P60_LbPerHr	SO2_LbPerHr	SO2_P60_LbPerHr	(Part 60 Data)
	1H	1H	1H	1H	
Time	Value	Value	Value	Value	
05/24/2013 06:00	0	0	0	0	0
05/24/2013 07:00	0	0	0	0	0
05/24/2013 08:00	0	0	0	0	0
05/24/2013 09:00	0	0	0	0	0
05/24/2013 10:00	0	0	0	0	0
05/24/2013 11:00	0	0	0	0	0
05/24/2013 12:00	0	0	0	0	0
05/24/2013 13:00	0	0	0	0	0
05/24/2013 14:00	0	0	0	0	0
05/24/2013 15:00	0	0	0	0	0
05/24/2013 16:00	0	0	0	0	0
05/24/2013 17:00	0	0	0	0	0
05/24/2013 18:00	0	0	0	0	0
05/24/2013 19:00	0	0	0	0	0
05/24/2013 20:00	0	0	0	0	0
05/24/2013 21:00	0	0	0	0	0
05/24/2013 22:00	0	0	0	0	0
05/24/2013 23:00	0	0	0	0	0
05/25/2013 00:00	0	0	0	0	0
05/25/2013 01:00	0	0	0	0	0
05/25/2013 02:00	0	0	0	0	0
05/25/2013 03:00	0	0	0	0	0
05/25/2013 04:00	0	0	0	0	0
05/25/2013 05:00	0	0	0	0	0
05/25/2013 06:00	0	0	0	0	0
05/25/2013 07:00	0	0	0	0	0
05/25/2013 08:00	0	0	0	0	0
05/25/2013 09:00	0	0	0	0	0
05/25/2013 10:00	0	0	0	0	0
05/25/2013 11:00	0	0	0	0	0
05/25/2013 12:00	0	0	0	0	0
05/25/2013 13:00	0	0	0	0	0
05/25/2013 14:00	0	0	0	0	0
05/25/2013 15:00	0	0	0	0	0
05/25/2013 16:00	0	0	0	0	0
05/25/2013 17:00	0	0	0	0	0
05/25/2013 18:00	0	0	0	0	0
05/25/2013 19:00	0	0	0	0	0
05/25/2013 20:00	0	0	0	0	0
05/25/2013 21:00	0	0	0	0	0
05/25/2013 22:00	0	0	0	0	0
05/25/2013 23:00	0	0	0	0	0
05/26/2013 00:00	0	0	0	0	0
05/26/2013 01:00	0	0	0	0	0
05/26/2013 02:00	0	0	0	0	0
05/26/2013 03:00	0	0	0	0	0
05/26/2013 04:00	0	0	0	0	0
05/26/2013 05:00	0	0	0	0	0
05/26/2013 06:00	0	0	0	0	0
05/26/2013 07:00	0	0	0	0	0
05/26/2013 08:00	0	0	0	0	0
05/26/2013 09:00	0	0	0	0	0
05/26/2013 10:00	0	0	0	0	0
05/26/2013 11:00	0	0	0	0	0
05/26/2013 12:00	0	0	0	0	0
05/26/2013 13:00	0	0	0	0	0
05/26/2013 14:00	0	0	0	0	0
05/26/2013 15:00	0	0	0	0	0
05/26/2013 16:00	0	0	0	0	0
05/26/2013 17:00	0	0	0	0	0
05/26/2013 18:00	0	0	0	0	0
05/26/2013 19:00	0	0	0	0	0
05/26/2013 20:00	0	0	0	0	0
05/26/2013 21:00	0	0	0	0	0
05/26/2013 22:00	0	0	0	0	0

	Unit 1 (Part 75 Data)	Unit 1 (Part 60 Data)	Unit 2 (Part 75 Data)	Unit 2 (Part 60 Data)	Units 1&2 Combined
	SO2_LbPerHr	SO2_P60_LbPerHr	SO2_LbPerHr	SO2_P60_LbPerHr	(Part 60 Data)
	1H	1H	1H	1H	
Time	Value	Value	Value	Value	
05/26/2013 23:00	0	0	0	0	0
05/27/2013 00:00	0	0	0	0	0
05/27/2013 01:00	0	0	0	0	0
05/27/2013 02:00	0	0	0	0	0
05/27/2013 03:00	0	0	0	0	0
05/27/2013 04:00	0	0	0	0	0
05/27/2013 05:00	0	0	0	0	0
05/27/2013 06:00	0	0	0	0	0
05/27/2013 07:00	0	0	0	0	0
05/27/2013 08:00	0	0	0	0	0
05/27/2013 09:00	0	0	0	0	0
05/27/2013 10:00	0	0	0	0	0
05/27/2013 11:00	0	0	0	0	0
05/27/2013 12:00	0	0	0	0	0
05/27/2013 13:00	0	0	0	0	0
05/27/2013 14:00	0	0	0	0	0
05/27/2013 15:00	0	0	0	0	0
05/27/2013 16:00	0	0	0	0	0
05/27/2013 17:00	0	0	0	0	0
05/27/2013 18:00	0	0	0	0	0
05/27/2013 19:00	0	0	0	0	0
05/27/2013 20:00	0	0	0	0	0
05/27/2013 21:00	0	0	0	0	0
05/27/2013 22:00	0	0	0	0	0
05/27/2013 23:00	0	0	0	0	0
05/28/2013 00:00	0	0	0	0	0
05/28/2013 01:00	0	0	0	0	0
05/28/2013 02:00	0	0	0	0	0
05/28/2013 03:00	0	0	0	0	0
05/28/2013 04:00	0	0	0	0	0
05/28/2013 05:00	0	0	0	0	0
05/28/2013 06:00	0	0	0	0	0
05/28/2013 07:00	0	0	0	0	0
05/28/2013 08:00	0	0	0	0	0
05/28/2013 09:00	0	0	0	0	0
05/28/2013 10:00	0	0	0	0	0
05/28/2013 11:00	0	0	0	0	0
05/28/2013 12:00	0	0	0	0	0
05/28/2013 13:00	0	0	0	0	0
05/28/2013 14:00	0	0	0	0	0
05/28/2013 15:00	0	0	0	0	0
05/28/2013 16:00	0	0	0	0	0
05/28/2013 17:00	0	0	0	0	0
05/28/2013 18:00	0	0	0	0	0
05/28/2013 19:00	0	0	0	0	0
05/28/2013 20:00	0	0	0	0	0
05/28/2013 21:00	0	0	0	0	0
05/28/2013 22:00	0	0	0	0	0
05/28/2013 23:00	0	0	0	0	0
05/29/2013 00:00	0	0	0	0	0
05/29/2013 01:00	0	0	0	0	0
05/29/2013 02:00	0	0	0	0	0
05/29/2013 03:00	0	0	0	0	0
05/29/2013 04:00	0	0	0	0	0
05/29/2013 05:00	0	0	0	0	0
05/29/2013 06:00	0	0	0	0	0
05/29/2013 07:00	0	0	0	0	0
05/29/2013 08:00	0	0	0	0	0
05/29/2013 09:00	0	0	0	0	0
05/29/2013 10:00	0	0	0	0	0
05/29/2013 11:00	0	0	0	0	0
05/29/2013 12:00	0	0	0	0	0
05/29/2013 13:00	0	0	0	0	0
05/29/2013 14:00	0	0	0	0	0
05/29/2013 15:00	0	0	0	0	0

	Unit 1 (Part 75 Data)	Unit 1 (Part 60 Data)	Unit 2 (Part 75 Data)	Unit 2 (Part 60 Data)	Units 1&2 Combined
	SO2_LbPerHr	SO2_P60_LbPerHr	SO2_LbPerHr	SO2_P60_LbPerHr	(Part 60 Data)
	1H	1H	1H	1H	
Time	Value	Value	Value	Value	
05/29/2013 16:00	0	0	0	0	0
05/29/2013 17:00	0	0	0	0	0
05/29/2013 18:00	0	0	0	0	0
05/29/2013 19:00	0	0	0	0	0
05/29/2013 20:00	0	0	0	0	0
05/29/2013 21:00	0	0	0	0	0
05/29/2013 22:00	0	0	0	0	0
05/29/2013 23:00	0	0	0	0	0
05/30/2013 00:00	0	0	0	0	0
05/30/2013 01:00	0	0	0	0	0
05/30/2013 02:00	0	0	0	0	0
05/30/2013 03:00	0	0	0	0	0
05/30/2013 04:00	0	0	0	0	0
05/30/2013 05:00	0	0	0	0	0
05/30/2013 06:00	0	0	0	0	0
05/30/2013 07:00	0	0	0	0	0
05/30/2013 08:00	0	0	0	0	0
05/30/2013 09:00	0	0	0	0	0
05/30/2013 10:00	0	0	0	0	0
05/30/2013 11:00	0	0	0	0	0
05/30/2013 12:00	0	0	0	0	0
05/30/2013 13:00	0	0	0	0	0
05/30/2013 14:00	0	0	0	0	0
05/30/2013 15:00	0	0	0	0	0
05/30/2013 16:00	0	0	0	0	0
05/30/2013 17:00	0	0	0	0	0
05/30/2013 18:00	0	0	0	0	0
05/30/2013 19:00	0	0	0	0	0
05/30/2013 20:00	0	0	0	0	0
05/30/2013 21:00	0	0	0	0	0
05/30/2013 22:00	0	0	0	0	0
05/30/2013 23:00	0	0	0	0	0
05/31/2013 00:00	0	0	0	0	0
05/31/2013 01:00	0	0	0	0	0
05/31/2013 02:00	0	0	0	0	0
05/31/2013 03:00	0	0	0	0	0
05/31/2013 04:00	0	0	0	0	0
05/31/2013 05:00	0	0	0	0	0
05/31/2013 06:00	0	0	0	0	0
05/31/2013 07:00	0	0	0	0	0
05/31/2013 08:00	0	0	0	0	0
05/31/2013 09:00	0	0	0	0	0
05/31/2013 10:00	0	0	0	0	0
05/31/2013 11:00	0	0	0	0	0
05/31/2013 12:00	0	0	0	0	0
05/31/2013 13:00	0	0	0	0	0
05/31/2013 14:00	0	0	0	0	0
05/31/2013 15:00	0	0	0	0	0
05/31/2013 16:00	0	0	0	0	0
05/31/2013 17:00	0	0	0	0	0
05/31/2013 18:00	0	0	0	0	0
05/31/2013 19:00	0	0	0	0	0
05/31/2013 20:00	0	0	0	0	0
05/31/2013 21:00	0	0	0	0	0
05/31/2013 22:00	0	0	0	0	0
05/31/2013 23:00	0	0	0	0	0
06/01/2013 00:00	0	0	0	0	0
06/01/2013 01:00	0	0	0	0	0
06/01/2013 02:00	0	0	0	0	0
06/01/2013 03:00	0	0	0	0	0
06/01/2013 04:00	0	0	0	0	0
06/01/2013 05:00	0	0	0	0	0
06/01/2013 06:00	0	0	0	0	0
06/01/2013 07:00	0	0	0	0	0
06/01/2013 08:00	0	0	0	0	0

	Unit 1 (Part 75 Data)	Unit 1 (Part 60 Data)	Unit 2 (Part 75 Data)	Unit 2 (Part 60 Data)	Units 1&2 Combined
	SO2_LbPerHr	SO2_P60_LbPerHr	SO2_LbPerHr	SO2_P60_LbPerHr	(Part 60 Data)
	1H	1H	1H	1H	
Time	Value	Value	Value	Value	
06/01/2013 09:00	0	0	0	0	0
06/01/2013 10:00	0	0	0	0	0
06/01/2013 11:00	0	0	0	0	0
06/01/2013 12:00	0	0	0	0	0
06/01/2013 13:00	0	0	0	0	0
06/01/2013 14:00	0	0	0	0	0
06/01/2013 15:00	0	0	0	0	0
06/01/2013 16:00	0	0	0	0	0
06/01/2013 17:00	0	0	0	0	0
06/01/2013 18:00	0	0	0	0	0
06/01/2013 19:00	0	0	0	0	0
06/01/2013 20:00	0	0	0	0	0
06/01/2013 21:00	0	0	0	0	0
06/01/2013 22:00	0	0	0	0	0
06/01/2013 23:00	0	0	0	0	0
06/02/2013 00:00	0	0	0	0	0
06/02/2013 01:00	0	0	0	0	0
06/02/2013 02:00	0	0	0	0	0
06/02/2013 03:00	0	0	0	0	0
06/02/2013 04:00	0	0	0	0	0
06/02/2013 05:00	0	0	0	0	0
06/02/2013 06:00	0	0	0	0	0
06/02/2013 07:00	0	0	0	0	0
06/02/2013 08:00	0	0	0	0	0
06/02/2013 09:00	0	0	0	0	0
06/02/2013 10:00	0	0	0	0	0
06/02/2013 11:00	0	0	0	0	0
06/02/2013 12:00	0	0	0	0	0
06/02/2013 13:00	0	0	0	0	0
06/02/2013 14:00	0	0	0	0	0
06/02/2013 15:00	0	0	0	0	0
06/02/2013 16:00	0	0	0	0	0
06/02/2013 17:00	0	0	0	0	0
06/02/2013 18:00	0	0	0	0	0
06/02/2013 19:00	0	0	0	0	0
06/02/2013 20:00	0	0	0	0	0
06/02/2013 21:00	0	0	0	0	0
06/02/2013 22:00	0	0	0	0	0
06/02/2013 23:00	0	0	0	0	0
06/03/2013 00:00	0	0	0	0	0
06/03/2013 01:00	0	0	0	0	0
06/03/2013 02:00	0	0	0	0	0
06/03/2013 03:00	0	0	0	0	0
06/03/2013 04:00	0	0	0	0	0
06/03/2013 05:00	0	0	0	0	0
06/03/2013 06:00	0	0	0	0	0
06/03/2013 07:00	0	0	0	0	0
06/03/2013 08:00	0	0	0	0	0
06/03/2013 09:00	0	0	0	0	0
06/03/2013 10:00	0	0	0	0	0
06/03/2013 11:00	0	0	0	0	0
06/03/2013 12:00	0	0	0	0	0
06/03/2013 13:00	0	0	0	0	0
06/03/2013 14:00	0	0	0	0	0
06/03/2013 15:00	0	0	0	0	0
06/03/2013 16:00	0	0	0	0	0
06/03/2013 17:00	0	0	0	0	0
06/03/2013 18:00	0	0	0	0	0
06/03/2013 19:00	0	0	0	0	0
06/03/2013 20:00	0	0	0	0	0
06/03/2013 21:00	0	0	0	0	0
06/03/2013 22:00	0	0	0	0	0
06/03/2013 23:00	0	0	0	0	0
06/04/2013 00:00	0	0	0	0	0
06/04/2013 01:00	0	0	0	0	0

	Unit 1 (Part 75 Data)	Unit 1 (Part 60 Data)	Unit 2 (Part 75 Data)	Unit 2 (Part 60 Data)	Units 1&2 Combined
	SO2_LbPerHr	SO2_P60_LbPerHr	SO2_LbPerHr	SO2_P60_LbPerHr	(Part 60 Data)
	1H	1H	1H	1H	
Time	Value	Value	Value	Value	
06/04/2013 02:00	0	0	0	0	0
06/04/2013 03:00	0	0	0	0	0
06/04/2013 04:00	0	0	0	0	0
06/04/2013 05:00	0	0	0	0	0
06/04/2013 06:00	0	0	0	0	0
06/04/2013 07:00	0	0	0	0	0
06/04/2013 08:00	0	0	0	0	0
06/04/2013 09:00	0	0	0	0	0
06/04/2013 10:00	0	0	0	0	0
06/04/2013 11:00	0	0	0	0	0
06/04/2013 12:00	0	0	0	0	0
06/04/2013 13:00	0	0	0	0	0
06/04/2013 14:00	0	0	0	0	0
06/04/2013 15:00	0	0	0	0	0
06/04/2013 16:00	0	0	0	0	0
06/04/2013 17:00	0	0	0	0	0
06/04/2013 18:00	0	0	0	0	0
06/04/2013 19:00	0	0	0	0	0
06/04/2013 20:00	0	0	0	0	0
06/04/2013 21:00	0	0	0	0	0
06/04/2013 22:00	0	0	0	0	0
06/04/2013 23:00	0	0	0	0	0
06/05/2013 00:00	0	0	0	0	0
06/05/2013 01:00	0	0	0	0	0
06/05/2013 02:00	0	0	0	0	0
06/05/2013 03:00	0	0	0	0	0
06/05/2013 04:00	0	0	0	0	0
06/05/2013 05:00	0	0	0	0	0
06/05/2013 06:00	0	0	0	0	0
06/05/2013 07:00	0	0	0	0	0
06/05/2013 08:00	0	0	0	0	0
06/05/2013 09:00	0	0	0	0	0
06/05/2013 10:00	0	0	0	0	0
06/05/2013 11:00	0	0	0	0	0
06/05/2013 12:00	0	0	0	0	0
06/05/2013 13:00	0	0	0	0	0
06/05/2013 14:00	0	0	0	0	0
06/05/2013 15:00	0	0	0	0	0
06/05/2013 16:00	0	0	0	0	0
06/05/2013 17:00	0	0	0	0	0
06/05/2013 18:00	0	0	0	0	0
06/05/2013 19:00	0	0	0	0	0
06/05/2013 20:00	0	0	0	0	0
06/05/2013 21:00	0	0	0	0	0
06/05/2013 22:00	0	0	0	0	0
06/05/2013 23:00	0	0	0	0	0
06/06/2013 00:00	0	0	0	0	0
06/06/2013 01:00	0	0	0	0	0
06/06/2013 02:00	0	0	0	0	0
06/06/2013 03:00	0	0	0	0	0
06/06/2013 04:00	0	0	0	0	0
06/06/2013 05:00	0	0	0	0	0
06/06/2013 06:00	0	0	0	0	0
06/06/2013 07:00	0	0	0	0	0
06/06/2013 08:00	0	0	0	0	0
06/06/2013 09:00	0	0	0	0	0
06/06/2013 10:00	0	0	0	0	0
06/06/2013 11:00	0	0	0	0	0
06/06/2013 12:00	0	0	0	0	0
06/06/2013 13:00	0	0	0	0	0
06/06/2013 14:00	0	0	0	0	0
06/06/2013 15:00	0	0	0	0	0
06/06/2013 16:00	0	0	0	0	0
06/06/2013 17:00	0	0	0	0	0
06/06/2013 18:00	0	0	0	0	0

	Unit 1 (Part 75 Data)	Unit 1 (Part 60 Data)	Unit 2 (Part 75 Data)	Unit 2 (Part 60 Data)	Units 1&2 Combined
	SO2_LbPerHr	SO2_P60_LbPerHr	SO2_LbPerHr	SO2_P60_LbPerHr	(Part 60 Data)
	1H	1H	1H	1H	
Time	Value	Value	Value	Value	
06/06/2013 19:00	0	0	0	0	0
06/06/2013 20:00	0	0	0	0	0
06/06/2013 21:00	0	0	0	0	0
06/06/2013 22:00	0	0	0	0	0
06/06/2013 23:00	0	0	0	0	0
06/07/2013 00:00	0	0	0	0	0
06/07/2013 01:00	0	0	0	0	0
06/07/2013 02:00	0	0	0	0	0
06/07/2013 03:00	0	0	0	0	0
06/07/2013 04:00	0	0	0	0	0
06/07/2013 05:00	0	0	0	0	0
06/07/2013 06:00	0	0	0	0	0
06/07/2013 07:00	0	0	0	0	0
06/07/2013 08:00	0	0	0	0	0
06/07/2013 09:00	0	0	0	0	0
06/07/2013 10:00	0	0	0	0	0
06/07/2013 11:00	0	0	0	0	0
06/07/2013 12:00	0	0	0	0	0
06/07/2013 13:00	0	0	0	0	0
06/07/2013 14:00	0	0	0	0	0
06/07/2013 15:00	0	0	0	0	0
06/07/2013 16:00	0	0	0	0	0
06/07/2013 17:00	0	0	0	0	0
06/07/2013 18:00	0	0	0	0	0
06/07/2013 19:00	0	0	0	0	0
06/07/2013 20:00	0	0	0	0	0
06/07/2013 21:00	0	0	0	0	0
06/07/2013 22:00	0	0	0	0	0
06/07/2013 23:00	0	0	0	0	0
06/08/2013 00:00	0	0	0	0	0
06/08/2013 01:00	0	0	0	0	0
06/08/2013 02:00	0	0	0	0	0
06/08/2013 03:00	0	0	0	0	0
06/08/2013 04:00	0	0	0	0	0
06/08/2013 05:00	0	0	0	0	0
06/08/2013 06:00	0	0	0	0	0
06/08/2013 07:00	0	0	0	0	0
06/08/2013 08:00	0	0	0	0	0
06/08/2013 09:00	0	0	0	0	0
06/08/2013 10:00	0	0	0	0	0
06/08/2013 11:00	0	0	0	0	0
06/08/2013 12:00	0	0	0	0	0
06/08/2013 13:00	0	0	0	0	0
06/08/2013 14:00	0	0	0	0	0
06/08/2013 15:00	0	0	0	0	0
06/08/2013 16:00	0	0	70.5	0	0
06/08/2013 17:00	0	0	0	0	0
06/08/2013 18:00	0	0	0	0	0
06/08/2013 19:00	0	0	0	0	0
06/08/2013 20:00	0	0	0	0	0
06/08/2013 21:00	0	0	0	0	0
06/08/2013 22:00	0	0	0	0	0
06/08/2013 23:00	0	0	0	0	0
06/09/2013 00:00	0	0	0	0	0
06/09/2013 01:00	0	0	0	0	0
06/09/2013 02:00	0	0	0	0	0
06/09/2013 03:00	0	0	3.8	3.8	3.8
06/09/2013 04:00	0	0	0	0	0
06/09/2013 05:00	0	0	0	0	0
06/09/2013 06:00	0	0	0	0	0
06/09/2013 07:00	0	0	0	0	0
06/09/2013 08:00	0	0	0	0	0
06/09/2013 09:00	0	0	0	0	0
06/09/2013 10:00	0	0	0	0	0
06/09/2013 11:00	0	0	0	0	0

	Unit 1 (Part 75 Data)	Unit 1 (Part 60 Data)	Unit 2 (Part 75 Data)	Unit 2 (Part 60 Data)	Units 1&2 Combined
	SO2_LbPerHr	SO2_P60_LbPerHr	SO2_LbPerHr	SO2_P60_LbPerHr	(Part 60 Data)
	1H	1H	1H	1H	
Time	Value	Value	Value	Value	
06/09/2013 12:00	0	0	0	0	0
06/09/2013 13:00	0	0	0	0	0
06/09/2013 14:00	0	0	0	0	0
06/09/2013 15:00	0	0	0	0	0
06/09/2013 16:00	0	0	0	0	0
06/09/2013 17:00	0	0	0	0	0
06/09/2013 18:00	0	0	0	0	0
06/09/2013 19:00	0	0	0	0	0
06/09/2013 20:00	0	0	0	0	0
06/09/2013 21:00	0	0	0	0	0
06/09/2013 22:00	0	0	0	0	0
06/09/2013 23:00	0	0	0	0	0
06/10/2013 00:00	0	0	0	0	0
06/10/2013 01:00	0	0	0	0	0
06/10/2013 02:00	0	0	0	0	0
06/10/2013 03:00	0	0	1.5	1.5	1.5
06/10/2013 04:00	0	0	3.7	3.7	3.7
06/10/2013 05:00	0	0	8.2	8.2	8.2
06/10/2013 06:00	0	0	8.9	8.9	8.9
06/10/2013 07:00	0	0	15.6	15.6	15.6
06/10/2013 08:00	0	0	76.6	76.6	76.6
06/10/2013 09:00	0	0	72	72	72
06/10/2013 10:00	0	0	57	57	57
06/10/2013 11:00	0	0	5	5	5
06/10/2013 12:00	0	0	58	58	58
06/10/2013 13:00	0	0	58.4	58.4	58.4
06/10/2013 14:00	0	0	164.8	164.8	164.8
06/10/2013 15:00	0	0	178.6	178.6	178.6
06/10/2013 16:00	0	0	359.6	359.6	359.6
06/10/2013 17:00	0	0	329.9	329.9	329.9
06/10/2013 18:00	0	0	295.5	295.5	295.5
06/10/2013 19:00	0	0	299.7	299.7	299.7
06/10/2013 20:00	0	0	336.5	336.5	336.5
06/10/2013 21:00	0	0	350.9	350.9	350.9
06/10/2013 22:00	0	0	354.5	354.5	354.5
06/10/2013 23:00	0	0	314.5	314.5	314.5
06/11/2013 00:00	0	0	210.2	210.2	210.2
06/11/2013 01:00	0	0	237.9	237.9	237.9
06/11/2013 02:00	0	0	207.8	207.8	207.8
06/11/2013 03:00	0	0	287.8	287.8	287.8
06/11/2013 04:00	0	0	357.1	357.1	357.1
06/11/2013 05:00	0	0	298.7	298.7	298.7
06/11/2013 06:00	0	0	305.3	305.3	305.3
06/11/2013 07:00	0	0	279.8	279.8	279.8
06/11/2013 08:00	0	0	317.9	317.9	317.9
06/11/2013 09:00	0	0	365.8	365.8	365.8
06/11/2013 10:00	0	0	356.1	356.1	356.1
06/11/2013 11:00	0	0	320.6	320.6	320.6
06/11/2013 12:00	0	0	332.3	332.3	332.3
06/11/2013 13:00	0	0	378.8	378.8	378.8
06/11/2013 14:00	0	0	377.6	377.6	377.6
06/11/2013 15:00	0	0	550.9	550.9	550.9
06/11/2013 16:00	0	0	673.6	673.6	673.6
06/11/2013 17:00	0	0	597.7	597.7	597.7
06/11/2013 18:00	0	0	526.7	526.7	526.7
06/11/2013 19:00	0	0	334.2	334.2	334.2
06/11/2013 20:00	0	0	418.8	418.8	418.8
06/11/2013 21:00	0	0	480.9	480.9	480.9
06/11/2013 22:00	0	0	424.4	424.4	424.4
06/11/2013 23:00	0	0	374.4	374.4	374.4
06/12/2013 00:00	0	0	323.6	323.6	323.6
06/12/2013 01:00	0	0	350.4	350.4	350.4
06/12/2013 02:00	0	0	316.6	316.6	316.6
06/12/2013 03:00	0	0	315.4	315.4	315.4
06/12/2013 04:00	0	0	356.5	356.5	356.5

	Unit 1 (Part 75 Data)	Unit 1 (Part 60 Data)	Unit 2 (Part 75 Data)	Unit 2 (Part 60 Data)	Units 1&2 Combined
	SO2_LbPerHr	SO2_P60_LbPerHr	SO2_LbPerHr	SO2_P60_LbPerHr	(Part 60 Data)
	1H	1H	1H	1H	
Time	Value	Value	Value	Value	
06/12/2013 05:00	0	0	362.5	362.5	362.5
06/12/2013 06:00	0	0	382.2	382.2	382.2
06/12/2013 07:00	0	0	470.1	470.1	470.1
06/12/2013 08:00	0	0	683.4	683.4	683.4
06/12/2013 09:00	0	0	606.6	606.6	606.6
06/12/2013 10:00	0	0	513.3	513.3	513.3
06/12/2013 11:00	0	0	581.3	581.3	581.3
06/12/2013 12:00	0	0	544.2	544.2	544.2
06/12/2013 13:00	0	0	576.1	576.1	576.1
06/12/2013 14:00	0	0	592.3	592.3	592.3
06/12/2013 15:00	0	0	579	579	579
06/12/2013 16:00	0	0	653.7	653.7	653.7
06/12/2013 17:00	0	0	586.2	586.2	586.2
06/12/2013 18:00	0	0	562.4	562.4	562.4
06/12/2013 19:00	0	0	563.8	563.8	563.8
06/12/2013 20:00	0	0	571.5	571.5	571.5
06/12/2013 21:00	0	0	581.7	581.7	581.7
06/12/2013 22:00	0	0	472	472	472
06/12/2013 23:00	0	0	334.2	334.2	334.2
06/13/2013 00:00	0	0	593.2	593.2	593.2
06/13/2013 01:00	0	0	647.6	647.6	647.6
06/13/2013 02:00	0	0	443.2	443.2	443.2
06/13/2013 03:00	0	0	491.1	491.1	491.1
06/13/2013 04:00	0	0	507.1	507.1	507.1
06/13/2013 05:00	0	0	483.7	483.7	483.7
06/13/2013 06:00	0	0	504.2	504.2	504.2
06/13/2013 07:00	0	0	538.5	538.5	538.5
06/13/2013 08:00	0	0	629.1	629.1	629.1
06/13/2013 09:00	0	0	540.7	540.7	540.7
06/13/2013 10:00	0	0	607.4	607.4	607.4
06/13/2013 11:00	0	0	664.7	664.7	664.7
06/13/2013 12:00	0	0	630.1	630.1	630.1
06/13/2013 13:00	0	0	543.7	543.7	543.7
06/13/2013 14:00	0	0	541.5	541.5	541.5
06/13/2013 15:00	0	0	589.3	589.3	589.3
06/13/2013 16:00	0	0	621.6	621.6	621.6
06/13/2013 17:00	0	0	612	612	612
06/13/2013 18:00	0	0	333.1	333.1	333.1
06/13/2013 19:00	0	0	410.9	410.9	410.9
06/13/2013 20:00	0	0	643.7	643.7	643.7
06/13/2013 21:00	0	0	496.4	496.4	496.4
06/13/2013 22:00	0	0	173.5	173.5	173.5
06/13/2013 23:00	0	0	347.1	347.1	347.1
06/14/2013 00:00	0	0	213.6	213.6	213.6
06/14/2013 01:00	0	0	113.4	113.4	113.4
06/14/2013 02:00	0	0	65.1	65.1	65.1
06/14/2013 03:00	0	0	49.8	49.8	49.8
06/14/2013 04:00	0	0	258.1	258.1	258.1
06/14/2013 05:00	0	0	383.4	383.4	383.4
06/14/2013 06:00	0	0	565.4	565.4	565.4
06/14/2013 07:00	0	0	493.1	493.1	493.1
06/14/2013 08:00	0	0	544.7	544.7	544.7
06/14/2013 09:00	0	0	593.8	593.8	593.8
06/14/2013 10:00	0	0	508.7	508.7	508.7
06/14/2013 11:00	0	0	465.5	465.5	465.5
06/14/2013 12:00	0	0	658.6	658.6	658.6
06/14/2013 13:00	0	0	518.3	518.3	518.3
06/14/2013 14:00	0	0	584.1	584.1	584.1
06/14/2013 15:00	0	0	640.8	640.8	640.8
06/14/2013 16:00	0	0	548.8	548.8	548.8
06/14/2013 17:00	0	0	588.7	588.7	588.7
06/14/2013 18:00	0	0	494.2	494.2	494.2
06/14/2013 19:00	0	0	435.2	435.2	435.2
06/14/2013 20:00	0	0	538.8	538.8	538.8
06/14/2013 21:00	0	0	359.6	359.6	359.6

	Unit 1 (Part 75 Data)	Unit 1 (Part 60 Data)	Unit 2 (Part 75 Data)	Unit 2 (Part 60 Data)	Units 1&2 Combined
	SO2_LbPerHr	SO2_P60_LbPerHr	SO2_LbPerHr	SO2_P60_LbPerHr	(Part 60 Data)
	1H	1H	1H	1H	
Time	Value	Value	Value	Value	
06/14/2013 22:00	0	0	284.1	284.1	284.1
06/14/2013 23:00	0	0	364	364	364
06/15/2013 00:00	0	0	301.9	301.9	301.9
06/15/2013 01:00	0	0	349.8	349.8	349.8
06/15/2013 02:00	0	0	330	330	330
06/15/2013 03:00	0	0	327.6	327.6	327.6
06/15/2013 04:00	0	0	317.7	317.7	317.7
06/15/2013 05:00	0	0	316.8	316.8	316.8
06/15/2013 06:00	0	0	321.4	321.4	321.4
06/15/2013 07:00	0	0	427.3	427.3	427.3
06/15/2013 08:00	0	0	438.6	438.6	438.6
06/15/2013 09:00	0	0	460.2	460.2	460.2
06/15/2013 10:00	0	0	498.1	498.1	498.1
06/15/2013 11:00	0	0	445.1	445.1	445.1
06/15/2013 12:00	0	0	490.8	490.8	490.8
06/15/2013 13:00	0	0	489.6	489.6	489.6
06/15/2013 14:00	0	0	482.3	482.3	482.3
06/15/2013 15:00	0	0	504.1	504.1	504.1
06/15/2013 16:00	0	0	493.4	493.4	493.4
06/15/2013 17:00	0	0	493.3	493.3	493.3
06/15/2013 18:00	0	0	513.4	513.4	513.4
06/15/2013 19:00	0	0	515	515	515
06/15/2013 20:00	0	0	522.1	522.1	522.1
06/15/2013 21:00	0	0	342.7	342.7	342.7
06/15/2013 22:00	0	0	317.5	317.5	317.5
06/15/2013 23:00	0	0	304.7	304.7	304.7
06/16/2013 00:00	0	0	416.4	416.4	416.4
06/16/2013 01:00	0	0	336.2	336.2	336.2
06/16/2013 02:00	0	0	320	320	320
06/16/2013 03:00	0	0	341.4	341.4	341.4
06/16/2013 04:00	0	0	322.1	322.1	322.1
06/16/2013 05:00	0	0	358.5	358.5	358.5
06/16/2013 06:00	0	0	299.5	299.5	299.5
06/16/2013 07:00	0	0	338.4	338.4	338.4
06/16/2013 08:00	0	0	339.9	339.9	339.9
06/16/2013 09:00	0	0	387.8	387.8	387.8
06/16/2013 10:00	0	0	468.2	468.2	468.2
06/16/2013 11:00	0	0	503.1	503.1	503.1
06/16/2013 12:00	0	0	461.7	461.7	461.7
06/16/2013 13:00	0	0	515.2	515.2	515.2
06/16/2013 14:00	0	0	529.8	529.8	529.8
06/16/2013 15:00	0	0	464	464	464
06/16/2013 16:00	0	0	474.3	474.3	474.3
06/16/2013 17:00	0	0	508.3	508.3	508.3
06/16/2013 18:00	0	0	522.4	522.4	522.4
06/16/2013 19:00	0	0	514.7	514.7	514.7
06/16/2013 20:00	0	0	492.9	492.9	492.9
06/16/2013 21:00	0	0	570.2	570.2	570.2
06/16/2013 22:00	0	0	580	580	580
06/16/2013 23:00	0	0	341.6	341.6	341.6
06/17/2013 00:00	0	0	483.5	483.5	483.5
06/17/2013 01:00	0	0	442.7	442.7	442.7
06/17/2013 02:00	0	0	402.2	402.2	402.2
06/17/2013 03:00	0	0	461.9	461.9	461.9
06/17/2013 04:00	0	0	501	501	501
06/17/2013 05:00	0	0	485	485	485
06/17/2013 06:00	0	0	576	576	576
06/17/2013 07:00	0	0	643.8	643.8	643.8
06/17/2013 08:00	0	0	559.1	559.1	559.1
06/17/2013 09:00	0	0	561.5	561.5	561.5
06/17/2013 10:00	0	0	623.5	623.5	623.5
06/17/2013 11:00	0	0	608	608	608
06/17/2013 12:00	0	0	604	604	604
06/17/2013 13:00	0	0	606.8	606.8	606.8
06/17/2013 14:00	0	0	608.8	608.8	608.8

	Unit 1 (Part 75 Data)	Unit 1 (Part 60 Data)	Unit 2 (Part 75 Data)	Unit 2 (Part 60 Data)	Units 1&2 Combined
	SO2_LbPerHr	SO2_P60_LbPerHr	SO2_LbPerHr	SO2_P60_LbPerHr	(Part 60 Data)
	1H	1H	1H	1H	
Time	Value	Value	Value	Value	
06/17/2013 15:00	0	0	580.7	580.7	580.7
06/17/2013 16:00	0	0	572.3	572.3	572.3
06/17/2013 17:00	0	0	579.5	579.5	579.5
06/17/2013 18:00	0	0	581.1	581.1	581.1
06/17/2013 19:00	0	0	566	566	566
06/17/2013 20:00	0	0	573.4	573.4	573.4
06/17/2013 21:00	0	0	586	586	586
06/17/2013 22:00	0	0	492.1	492.1	492.1
06/17/2013 23:00	0	0	481.6	481.6	481.6
06/18/2013 00:00	0	0	562.9	562.9	562.9
06/18/2013 01:00	0	0	512	512	512
06/18/2013 02:00	0	0	513.9	513.9	513.9
06/18/2013 03:00	0	0	522.5	522.5	522.5
06/18/2013 04:00	0	0	461.8	461.8	461.8
06/18/2013 05:00	0	0	540.1	540.1	540.1
06/18/2013 06:00	0	0	361.5	361.5	361.5
06/18/2013 07:00	20397.3	0	498.8	498.8	498.8
06/18/2013 08:00	0	0	525	525	525
06/18/2013 09:00	0	0	594.8	594.8	594.8
06/18/2013 10:00	0	0	519.6	519.6	519.6
06/18/2013 11:00	0	0	567.2	567.2	567.2
06/18/2013 12:00	0	0	619.8	619.8	619.8
06/18/2013 13:00	0	0	625.4	625.4	625.4
06/18/2013 14:00	0	0	635.9	635.9	635.9
06/18/2013 15:00	0	0	614.2	614.2	614.2
06/18/2013 16:00	0	0	568.1	568.1	568.1
06/18/2013 17:00	0	0	581.2	581.2	581.2
06/18/2013 18:00	0	0	571.7	571.7	571.7
06/18/2013 19:00	0	0	539	539	539
06/18/2013 20:00	0	0	563.8	563.8	563.8
06/18/2013 21:00	0	0	540.4	540.4	540.4
06/18/2013 22:00	0	0	553.9	553.9	553.9
06/18/2013 23:00	0	0	523.6	523.6	523.6
06/19/2013 00:00	0	0	518.6	518.6	518.6
06/19/2013 01:00	0	0	377.5	377.5	377.5
06/19/2013 02:00	0	0	415.4	415.4	415.4
06/19/2013 03:00	0	0	432.4	432.4	432.4
06/19/2013 04:00	0	0	437.5	437.5	437.5
06/19/2013 05:00	0	0	401.3	401.3	401.3
06/19/2013 06:00	0	0	427.7	427.7	427.7
06/19/2013 07:00	0	0	486.5	486.5	486.5
06/19/2013 08:00	0	0	508.8	508.8	508.8
06/19/2013 09:00	0	0	474.6	474.6	474.6
06/19/2013 10:00	0	0	518.8	518.8	518.8
06/19/2013 11:00	0	0	597.2	597.2	597.2
06/19/2013 12:00	0	0	717.8	717.8	717.8
06/19/2013 13:00	0	0	617.8	617.8	617.8
06/19/2013 14:00	0	0	547.1	547.1	547.1
06/19/2013 15:00	0	0	643.7	643.7	643.7
06/19/2013 16:00	0	0	676.6	676.6	676.6
06/19/2013 17:00	0	0	650.1	650.1	650.1
06/19/2013 18:00	0	0	526	526	526
06/19/2013 19:00	0	0	459.8	459.8	459.8
06/19/2013 20:00	0	0	582.2	582.2	582.2
06/19/2013 21:00	0	0	399.6	399.6	399.6
06/19/2013 22:00	0	0	383	383	383
06/19/2013 23:00	0	0	433.3	433.3	433.3
06/20/2013 00:00	0	0	399.3	399.3	399.3
06/20/2013 01:00	0	0	398.9	398.9	398.9
06/20/2013 02:00	0	0	399.1	399.1	399.1
06/20/2013 03:00	0	0	400.9	400.9	400.9
06/20/2013 04:00	0	0	396.4	396.4	396.4
06/20/2013 05:00	0	0	389.5	389.5	389.5
06/20/2013 06:00	0	0	449.2	449.2	449.2
06/20/2013 07:00	0	0	472.7	472.7	472.7

	Unit 1 (Part 75 Data)	Unit 1 (Part 60 Data)	Unit 2 (Part 75 Data)	Unit 2 (Part 60 Data)	Units 1&2 Combined
	SO2_LbPerHr	SO2_P60_LbPerHr	SO2_LbPerHr	SO2_P60_LbPerHr	(Part 60 Data)
	1H	1H	1H	1H	
Time	Value	Value	Value	Value	
06/20/2013 08:00	0	0	494.3	494.3	494.3
06/20/2013 09:00	0	0	732.2	732.2	732.2
06/20/2013 10:00	0	0	632.4	632.4	632.4
06/20/2013 11:00	0	0	489	489	489
06/20/2013 12:00	0	0	631.2	631.2	631.2
06/20/2013 13:00	0	0	675.6	675.6	675.6
06/20/2013 14:00	0	0	648.5	648.5	648.5
06/20/2013 15:00	0	0	647.8	647.8	647.8
06/20/2013 16:00	0	0	634.7	634.7	634.7
06/20/2013 17:00	0	0	647.9	647.9	647.9
06/20/2013 18:00	0	0	649.4	649.4	649.4
06/20/2013 19:00	0	0	631	631	631
06/20/2013 20:00	0	0	604	604	604
06/20/2013 21:00	0	0	427.1	427.1	427.1
06/20/2013 22:00	0	0	466.4	466.4	466.4
06/20/2013 23:00	0	0	446.4	446.4	446.4
06/21/2013 00:00	0	0	387.3	387.3	387.3
06/21/2013 01:00	0	0	404.3	404.3	404.3
06/21/2013 02:00	0	0	389.9	389.9	389.9
06/21/2013 03:00	0	0	403.6	403.6	403.6
06/21/2013 04:00	0	0	384.9	384.9	384.9
06/21/2013 05:00	0	0	404.2	404.2	404.2
06/21/2013 06:00	0	0	459.8	459.8	459.8
06/21/2013 07:00	0	0	535.1	535.1	535.1
06/21/2013 08:00	0	0	548.9	548.9	548.9
06/21/2013 09:00	0	0	694.9	694.9	694.9
06/21/2013 10:00	0	0	666.6	666.6	666.6
06/21/2013 11:00	0	0	612.1	612.1	612.1
06/21/2013 12:00	0	0	627.2	627.2	627.2
06/21/2013 13:00	0	0	649.2	649.2	649.2
06/21/2013 14:00	0	0	653.7	653.7	653.7
06/21/2013 15:00	0	0	648.9	648.9	648.9
06/21/2013 16:00	0	0	661.6	661.6	661.6
06/21/2013 17:00	0	0	662.7	662.7	662.7
06/21/2013 18:00	0	0	612.4	612.4	612.4
06/21/2013 19:00	0	0	525.1	525.1	525.1
06/21/2013 20:00	0	0	508.3	508.3	508.3
06/21/2013 21:00	0	0	542.9	542.9	542.9
06/21/2013 22:00	0	0	539.6	539.6	539.6
06/21/2013 23:00	0	0	336.1	336.1	336.1
06/22/2013 00:00	0	0	474.6	474.6	474.6
06/22/2013 01:00	0	0	431.8	431.8	431.8
06/22/2013 02:00	0	0	428	428	428
06/22/2013 03:00	0	0	438.3	438.3	438.3
06/22/2013 04:00	0	0	433	433	433
06/22/2013 05:00	0	0	426	426	426
06/22/2013 06:00	0	0	459.4	459.4	459.4
06/22/2013 07:00	0	0	517.6	517.6	517.6
06/22/2013 08:00	0	0	515.9	515.9	515.9
06/22/2013 09:00	0	0	617.4	617.4	617.4
06/22/2013 10:00	0	0	751.9	751.9	751.9
06/22/2013 11:00	0	0	632.9	632.9	632.9
06/22/2013 12:00	0	0	588.1	588.1	588.1
06/22/2013 13:00	0	0	652.9	652.9	652.9
06/22/2013 14:00	0	0	653.7	653.7	653.7
06/22/2013 15:00	0	0	652.4	652.4	652.4
06/22/2013 16:00	0	0	645.6	645.6	645.6
06/22/2013 17:00	0	0	555.4	555.4	555.4
06/22/2013 18:00	0	0	627.5	627.5	627.5
06/22/2013 19:00	0	0	693.3	693.3	693.3
06/22/2013 20:00	0	0	584.8	584.8	584.8
06/22/2013 21:00	0	0	369.3	369.3	369.3
06/22/2013 22:00	0	0	503.6	503.6	503.6
06/22/2013 23:00	0	0	455.8	455.8	455.8
06/23/2013 00:00	0	0	380.3	380.3	380.3

	Unit 1 (Part 75 Data)	Unit 1 (Part 60 Data)	Unit 2 (Part 75 Data)	Unit 2 (Part 60 Data)	Units 1&2 Combined
	SO2_LbPerHr	SO2_P60_LbPerHr	SO2_LbPerHr	SO2_P60_LbPerHr	(Part 60 Data)
	1H	1H	1H	1H	
Time	Value	Value	Value	Value	
06/23/2013 01:00	0	0	409.1	409.1	409.1
06/23/2013 02:00	0	0	420.6	420.6	420.6
06/23/2013 03:00	0	0	421.7	421.7	421.7
06/23/2013 04:00	0	0	420.1	420.1	420.1
06/23/2013 05:00	0	0	419.3	419.3	419.3
06/23/2013 06:00	0	0	487.8	487.8	487.8
06/23/2013 07:00	0	0	452.6	452.6	452.6
06/23/2013 08:00	0	0	432	432	432
06/23/2013 09:00	0	0	494.5	494.5	494.5
06/23/2013 10:00	0	0	605.5	605.5	605.5
06/23/2013 11:00	0	0	766	766	766
06/23/2013 12:00	0	0	500.8	500.8	500.8
06/23/2013 13:00	0	0	633.4	633.4	633.4
06/23/2013 14:00	0	0	650.8	650.8	650.8
06/23/2013 15:00	0	0	725	725	725
06/23/2013 16:00	0	0	768.4	768.4	768.4
06/23/2013 17:00	0	0	695	695	695
06/23/2013 18:00	0	0	657.8	657.8	657.8
06/23/2013 19:00	0	0	653.4	653.4	653.4
06/23/2013 20:00	0	0	920.4	920.4	920.4
06/23/2013 21:00	0	0	774.1	774.1	774.1
06/23/2013 22:00	0	0	483.1	483.1	483.1
06/23/2013 23:00	0	0	478.1	478.1	478.1
06/24/2013 00:00	0	0	454	454	454
06/24/2013 01:00	0	0	420.4	420.4	420.4
06/24/2013 02:00	0	0	458.2	458.2	458.2
06/24/2013 03:00	0	0	461.6	461.6	461.6
06/24/2013 04:00	0	0	437.2	437.2	437.2
06/24/2013 05:00	0	0	424.2	424.2	424.2
06/24/2013 06:00	0	0	601.3	601.3	601.3
06/24/2013 07:00	0	0	789.2	789.2	789.2
06/24/2013 08:00	0	0	888.4	888.4	888.4
06/24/2013 09:00	0	0	733.3	733.3	733.3
06/24/2013 10:00	0	0	665.6	665.6	665.6
06/24/2013 11:00	0	0	428.5	428.5	428.5
06/24/2013 12:00	0	0	560.8	560.8	560.8
06/24/2013 13:00	0	0	869.6	869.6	869.6
06/24/2013 14:00	0	0	751.7	751.7	751.7
06/24/2013 15:00	0	0	658.4	658.4	658.4
06/24/2013 16:00	0	0	378.7	378.7	378.7
06/24/2013 17:00	0	0	601.6	601.6	601.6
06/24/2013 18:00	0	0	804.1	804.1	804.1
06/24/2013 19:00	0	0	687.6	687.6	687.6
06/24/2013 20:00	0	0	569	569	569
06/24/2013 21:00	0	0	469.8	469.8	469.8
06/24/2013 22:00	0	0	525.1	525.1	525.1
06/24/2013 23:00	0	0	461.9	461.9	461.9
06/25/2013 00:00	0	0	376.6	376.6	376.6
06/25/2013 01:00	0	0	434.3	434.3	434.3
06/25/2013 02:00	0	0	425.6	425.6	425.6
06/25/2013 03:00	0	0	423	423	423
06/25/2013 04:00	0	0	430.8	430.8	430.8
06/25/2013 05:00	0	0	473.3	473.3	473.3
06/25/2013 06:00	0	0	503.5	503.5	503.5
06/25/2013 07:00	0	0	496.9	496.9	496.9
06/25/2013 08:00	0	0	632.3	632.3	632.3
06/25/2013 09:00	0	0	565.1	565.1	565.1
06/25/2013 10:00	0	0	640.8	640.8	640.8
06/25/2013 11:00	0	0	685.8	685.8	685.8
06/25/2013 12:00	0	0	620.3	620.3	620.3
06/25/2013 13:00	0	0	620.8	620.8	620.8
06/25/2013 14:00	0	0	605.9	605.9	605.9
06/25/2013 15:00	0	0	622.2	622.2	622.2
06/25/2013 16:00	0	0	653.9	653.9	653.9
06/25/2013 17:00	0	0	720.8	720.8	720.8

	Unit 1 (Part 75 Data)	Unit 1 (Part 60 Data)	Unit 2 (Part 75 Data)	Unit 2 (Part 60 Data)	Units 1&2 Combined
	SO2_LbPerHr	SO2_P60_LbPerHr	SO2_LbPerHr	SO2_P60_LbPerHr	(Part 60 Data)
	1H	1H	1H	1H	
Time	Value	Value	Value	Value	
06/25/2013 18:00	0	0	679.1	679.1	679.1
06/25/2013 19:00	0	0	631.4	631.4	631.4
06/25/2013 20:00	0	0	680.9	680.9	680.9
06/25/2013 21:00	0	0	550.6	550.6	550.6
06/25/2013 22:00	0	0	559.1	559.1	559.1
06/25/2013 23:00	0	0	624.2	624.2	624.2
06/26/2013 00:00	0	0	609.1	609.1	609.1
06/26/2013 01:00	0	0	590.8	590.8	590.8
06/26/2013 02:00	0	0	545.9	545.9	545.9
06/26/2013 03:00	0	0	565.1	565.1	565.1
06/26/2013 04:00	0	0	556.1	556.1	556.1
06/26/2013 05:00	0	0	544.9	544.9	544.9
06/26/2013 06:00	0	0	557.3	557.3	557.3
06/26/2013 07:00	0	0	545	545	545
06/26/2013 08:00	0	0	552.2	552.2	552.2
06/26/2013 09:00	0	0	615	615	615
06/26/2013 10:00	0	0	805.7	805.7	805.7
06/26/2013 11:00	0	0	573.7	573.7	573.7
06/26/2013 12:00	0	0	708.2	708.2	708.2
06/26/2013 13:00	0	0	652.4	652.4	652.4
06/26/2013 14:00	0	0	594.7	594.7	594.7
06/26/2013 15:00	0	0	581.3	581.3	581.3
06/26/2013 16:00	0	0	591.7	591.7	591.7
06/26/2013 17:00	0	0	614.6	614.6	614.6
06/26/2013 18:00	0	0	644.4	644.4	644.4
06/26/2013 19:00	0	0	655.9	655.9	655.9
06/26/2013 20:00	0	0	627.6	627.6	627.6
06/26/2013 21:00	0	0	380.5	380.5	380.5
06/26/2013 22:00	0	0	390	390	390
06/26/2013 23:00	0	0	596.3	596.3	596.3
06/27/2013 00:00	0	0	423.4	423.4	423.4
06/27/2013 01:00	0	0	565.6	565.6	565.6
06/27/2013 02:00	0	0	474	474	474
06/27/2013 03:00	0	0	496.7	496.7	496.7
06/27/2013 04:00	0	0	484.6	484.6	484.6
06/27/2013 05:00	0	0	527.4	527.4	527.4
06/27/2013 06:00	0	0	529.7	529.7	529.7
06/27/2013 07:00	0	0	516	516	516
06/27/2013 08:00	0	0	551.4	551.4	551.4
06/27/2013 09:00	0	0	682.8	682.8	682.8
06/27/2013 10:00	0	0	493.4	493.4	493.4
06/27/2013 11:00	0	0	522.4	522.4	522.4
06/27/2013 12:00	0	0	793.5	793.5	793.5
06/27/2013 13:00	0	0	733.1	733.1	733.1
06/27/2013 14:00	0	0	698.1	698.1	698.1
06/27/2013 15:00	0	0	444.1	444.1	444.1
06/27/2013 16:00	0	0	596.7	596.7	596.7
06/27/2013 17:00	0	0	648.4	648.4	648.4
06/27/2013 18:00	0	0	656.6	656.6	656.6
06/27/2013 19:00	0	0	675.4	675.4	675.4
06/27/2013 20:00	0	0	629.2	629.2	629.2
06/27/2013 21:00	0	0	302.3	302.3	302.3
06/27/2013 22:00	0	0	416.5	416.5	416.5
06/27/2013 23:00	0	0	701.9	701.9	701.9
06/28/2013 00:00	0	0	507.2	507.2	507.2
06/28/2013 01:00	0	0	479.4	479.4	479.4
06/28/2013 02:00	0	0	511	511	511
06/28/2013 03:00	0	0	519.4	519.4	519.4
06/28/2013 04:00	0	0	498.9	498.9	498.9
06/28/2013 05:00	0	0	504.3	504.3	504.3
06/28/2013 06:00	0	0	562	562	562
06/28/2013 07:00	0	0	675.5	675.5	675.5
06/28/2013 08:00	0	0	950.2	950.2	950.2
06/28/2013 09:00	0	0	809.8	809.8	809.8
06/28/2013 10:00	0	0	731.2	731.2	731.2

	Unit 1 (Part 75 Data)	Unit 1 (Part 60 Data)	Unit 2 (Part 75 Data)	Unit 2 (Part 60 Data)	Units 1&2 Combined
	SO2_LbPerHr	SO2_P60_LbPerHr	SO2_LbPerHr	SO2_P60_LbPerHr	(Part 60 Data)
	1H	1H	1H	1H	
Time	Value	Value	Value	Value	
06/28/2013 11:00	0	0	674.4	674.4	674.4
06/28/2013 12:00	0	0	615.3	615.3	615.3
06/28/2013 13:00	0	0	590.3	590.3	590.3
06/28/2013 14:00	0	0	581.7	581.7	581.7
06/28/2013 15:00	0	0	675.5	675.5	675.5
06/28/2013 16:00	0	0	470.8	470.8	470.8
06/28/2013 17:00	0	0	634.3	634.3	634.3
06/28/2013 18:00	0	0	649.2	649.2	649.2
06/28/2013 19:00	0	0	516.2	516.2	516.2
06/28/2013 20:00	0	0	549.4	549.4	549.4
06/28/2013 21:00	0	0	556.9	556.9	556.9
06/28/2013 22:00	0	0	467.5	467.5	467.5
06/28/2013 23:00	0	0	501.7	501.7	501.7
06/29/2013 00:00	0	0	533.8	533.8	533.8
06/29/2013 01:00	0	0	499.4	499.4	499.4
06/29/2013 02:00	0	0	505.1	505.1	505.1
06/29/2013 03:00	0	0	528.2	528.2	528.2
06/29/2013 04:00	0	0	492.5	492.5	492.5
06/29/2013 05:00	0	0	505	505	505
06/29/2013 06:00	0	0	525.8	525.8	525.8
06/29/2013 07:00	0	0	505.9	505.9	505.9
06/29/2013 08:00	0	0	523.8	523.8	523.8
06/29/2013 09:00	0	0	518	518	518
06/29/2013 10:00	0	0	744.4	744.4	744.4
06/29/2013 11:00	0	0	470.4	470.4	470.4
06/29/2013 12:00	0	0	566.6	566.6	566.6
06/29/2013 13:00	0	0	792.5	792.5	792.5
06/29/2013 14:00	0	0	454.9	454.9	454.9
06/29/2013 15:00	0	0	744.4	744.4	744.4
06/29/2013 16:00	0	0	511.3	511.3	511.3
06/29/2013 17:00	0	0	423.9	423.9	423.9
06/29/2013 18:00	0	0	595	595	595
06/29/2013 19:00	0	0	512.9	512.9	512.9
06/29/2013 20:00	0	0	531.3	531.3	531.3
06/29/2013 21:00	0	0	620.2	620.2	620.2
06/29/2013 22:00	0	0	458.7	458.7	458.7
06/29/2013 23:00	0	0	515	515	515
06/30/2013 00:00	0	0	545.6	545.6	545.6
06/30/2013 01:00	0	0	513.3	513.3	513.3
06/30/2013 02:00	0	0	528	528	528
06/30/2013 03:00	0	0	533.3	533.3	533.3
06/30/2013 04:00	0	0	512.2	512.2	512.2
06/30/2013 05:00	0	0	525.3	525.3	525.3
06/30/2013 06:00	0	0	516.4	516.4	516.4
06/30/2013 07:00	0	0	471.6	471.6	471.6
06/30/2013 08:00	0	0	518.4	518.4	518.4
06/30/2013 09:00	0	0	636.6	636.6	636.6
06/30/2013 10:00	0	0	806	806	806
06/30/2013 11:00	0	0	618.6	618.6	618.6
06/30/2013 12:00	0	0	705.3	705.3	705.3
06/30/2013 13:00	0	0	674.8	674.8	674.8
06/30/2013 14:00	0	0	627.3	627.3	627.3
06/30/2013 15:00	0	0	618.4	618.4	618.4
06/30/2013 16:00	0	0	632	632	632
06/30/2013 17:00	0	0	445.3	445.3	445.3
06/30/2013 18:00	0	0	533.3	533.3	533.3
06/30/2013 19:00	0	0	773.3	773.3	773.3
06/30/2013 20:00	0	0	601.9	601.9	601.9
06/30/2013 21:00	0	0	458.9	458.9	458.9
06/30/2013 22:00	0	0	518.4	518.4	518.4
06/30/2013 23:00	0	0	533.8	533.8	533.8
07/01/2013 00:00	0	0	535.5	535.5	535.5
07/01/2013 01:00	0	0	509	509	509
07/01/2013 02:00	0	0	518.6	518.6	518.6
07/01/2013 03:00	0	0	549.1	549.1	549.1

	Unit 1 (Part 75 Data)	Unit 1 (Part 60 Data)	Unit 2 (Part 75 Data)	Unit 2 (Part 60 Data)	Units 1&2 Combined
	SO2_LbPerHr	SO2_P60_LbPerHr	SO2_LbPerHr	SO2_P60_LbPerHr	(Part 60 Data)
	1H	1H	1H	1H	
Time	Value	Value	Value	Value	
07/01/2013 04:00	0	0	502.5	502.5	502.5
07/01/2013 05:00	0	0	528.2	528.2	528.2
07/01/2013 06:00	0	0	538.9	538.9	538.9
07/01/2013 07:00	0	0	523.7	523.7	523.7
07/01/2013 08:00	0	0	584.6	584.6	584.6
07/01/2013 09:00	0	0	515.9	515.9	515.9
07/01/2013 10:00	0	0	604.4	604.4	604.4
07/01/2013 11:00	0	0	612.1	612.1	612.1
07/01/2013 12:00	0	0	619.3	619.3	619.3
07/01/2013 13:00	0	0	583.9	583.9	583.9
07/01/2013 14:00	0	0	619.8	619.8	619.8
07/01/2013 15:00	0	0	568.8	568.8	568.8
07/01/2013 16:00	0	0	554	554	554
07/01/2013 17:00	0	0	581	581	581
07/01/2013 18:00	0	0	503.2	503.2	503.2
07/01/2013 19:00	0	0	641	641	641
07/01/2013 20:00	0	0	521.4	521.4	521.4
07/01/2013 21:00	0	0	508.9	508.9	508.9
07/01/2013 22:00	0	0	570.9	570.9	570.9
07/01/2013 23:00	0	0	527.3	527.3	527.3
07/02/2013 00:00	0	0	529.5	529.5	529.5
07/02/2013 01:00	0	0	527.3	527.3	527.3
07/02/2013 02:00	0	0	541.1	541.1	541.1
07/02/2013 03:00	0	0	533.2	533.2	533.2
07/02/2013 04:00	0	0	525.5	525.5	525.5
07/02/2013 05:00	0	0	512.2	512.2	512.2
07/02/2013 06:00	0	0	516.1	516.1	516.1
07/02/2013 07:00	0	0	473.7	473.7	473.7
07/02/2013 08:00	0	0	457.1	457.1	457.1
07/02/2013 09:00	0	0	713.7	713.7	713.7
07/02/2013 10:00	0	0	760.9	760.9	760.9
07/02/2013 11:00	0	0	591.3	591.3	591.3
07/02/2013 12:00	0	0	616.5	616.5	616.5
07/02/2013 13:00	0	0	585.4	585.4	585.4
07/02/2013 14:00	0	0	461.8	461.8	461.8
07/02/2013 15:00	0	0	495.4	495.4	495.4
07/02/2013 16:00	0	0	400.1	400.1	400.1
07/02/2013 17:00	0	0	704.9	704.9	704.9
07/02/2013 18:00	0	0	831.4	831.4	831.4
07/02/2013 19:00	0	0	728.8	728.8	728.8
07/02/2013 20:00	0	0	676.6	676.6	676.6
07/02/2013 21:00	0	0	343.7	343.7	343.7
07/02/2013 22:00	0	0	294.5	294.5	294.5
07/02/2013 23:00	0	0	536.7	536.7	536.7
07/03/2013 00:00	0	0	697.7	697.7	697.7
07/03/2013 01:00	0	0	504.8	504.8	504.8
07/03/2013 02:00	0	0	500	500	500
07/03/2013 03:00	0	0	554.8	554.8	554.8
07/03/2013 04:00	0	0	575.1	575.1	575.1
07/03/2013 05:00	0	0	458.9	458.9	458.9
07/03/2013 06:00	19992.4	0	472.9	472.9	472.9
07/03/2013 07:00	0	0	630.7	630.7	630.7
07/03/2013 08:00	0	0	744.1	744.1	744.1
07/03/2013 09:00	0	0	598.7	598.7	598.7
07/03/2013 10:00	534.9	481.7	560	560	1041.7
07/03/2013 11:00	19.2	17	551.1	551.1	568.1
07/03/2013 12:00	418.2	376.2	587.5	587.5	963.7
07/03/2013 13:00	0.7	0.7	632.4	632.4	633.1
07/03/2013 14:00	0	0	621.7	621.7	621.7
07/03/2013 15:00	0	0	612	612	612
07/03/2013 16:00	0	0	600.8	600.8	600.8
07/03/2013 17:00	0	0	587.2	587.2	587.2
07/03/2013 18:00	0	0	475.5	475.5	475.5
07/03/2013 19:00	0	0	593.8	593.8	593.8
07/03/2013 20:00	0	0	705.3	705.3	705.3

	Unit 1 (Part 75 Data)	Unit 1 (Part 60 Data)	Unit 2 (Part 75 Data)	Unit 2 (Part 60 Data)	Units 1&2 Combined
	SO2_LbPerHr	SO2_P60_LbPerHr	SO2_LbPerHr	SO2_P60_LbPerHr	(Part 60 Data)
	1H	1H	1H	1H	
Time	Value	Value	Value	Value	
07/03/2013 21:00	0	0	379.7	379.7	379.7
07/03/2013 22:00	0	0	369.3	369.3	369.3
07/03/2013 23:00	0	0	575.3	575.3	575.3
07/04/2013 00:00	0	0	553.9	553.9	553.9
07/04/2013 01:00	0	0	539.6	539.6	539.6
07/04/2013 02:00	0	0	573.1	573.1	573.1
07/04/2013 03:00	0.8	0.8	606.5	606.5	607.3
07/04/2013 04:00	0	0	562.3	562.3	562.3
07/04/2013 05:00	0	0	535.2	535.2	535.2
07/04/2013 06:00	0	0	566.4	566.4	566.4
07/04/2013 07:00	0	0	565.4	565.4	565.4
07/04/2013 08:00	0	0	576.2	576.2	576.2
07/04/2013 09:00	0	0	624	624	624
07/04/2013 10:00	0	0	685.6	685.6	685.6
07/04/2013 11:00	0	0	402.4	402.4	402.4
07/04/2013 12:00	0	0	489.3	489.3	489.3
07/04/2013 13:00	0	0	596	596	596
07/04/2013 14:00	0	0	612.1	612.1	612.1
07/04/2013 15:00	0	0	489.7	489.7	489.7
07/04/2013 16:00	0	0	538.2	538.2	538.2
07/04/2013 17:00	0	0	566.6	566.6	566.6
07/04/2013 18:00	0	0	537.2	537.2	537.2
07/04/2013 19:00	2.5	2.5	570.5	570.5	573
07/04/2013 20:00	7.5	6.6	624.9	624.9	631.5
07/04/2013 21:00	19.1	17.4	622.3	622.3	639.7
07/04/2013 22:00	17.4	15.8	547.1	547.1	562.9
07/04/2013 23:00	7.5	6.7	498.9	498.9	505.6
07/05/2013 00:00	13.3	11.6	534.5	534.5	546.1
07/05/2013 01:00	23.3	20.8	564.4	564.4	585.2
07/05/2013 02:00	27.5	25	518.4	518.4	543.4
07/05/2013 03:00	40.7	36.6	479.3	479.3	515.9
07/05/2013 04:00	42.4	38.2	443.7	443.7	481.9
07/05/2013 05:00	43.3	39.1	495.5	495.5	534.6
07/05/2013 06:00	36.6	33.3	534.5	534.5	567.8
07/05/2013 07:00	24.1	21.6	534.1	534.1	555.7
07/05/2013 08:00	17.5	15.8	644	644	659.8
07/05/2013 09:00	14.1	12.5	791.4	791.4	803.9
07/05/2013 10:00	30.6	27.3	556.9	556.9	584.2
07/05/2013 11:00	41.5	37.4	608.9	608.9	646.3
07/05/2013 12:00	28.4	25.9	471.1	471.1	497
07/05/2013 13:00	2.5	2.5	360.8	360.8	363.3
07/05/2013 14:00	2.5	2.5	573.6	573.6	576.1
07/05/2013 15:00	0.8	0.8	859	859	859.8
07/05/2013 16:00	0	0	609.3	609.3	609.3
07/05/2013 17:00	0	0	407.7	407.7	407.7
07/05/2013 18:00	0	0	503.4	503.4	503.4
07/05/2013 19:00	0	0	763.7	763.7	763.7
07/05/2013 20:00	1.6	1.6	663	663	664.6
07/05/2013 21:00	0	0	386	386	386
07/05/2013 22:00	0	0	415.6	415.6	415.6
07/05/2013 23:00	0	0	604.9	604.9	604.9
07/06/2013 00:00	0	0	597.3	597.3	597.3
07/06/2013 01:00	19834.8	0	525	525	525
07/06/2013 02:00	0	0	511.8	511.8	511.8
07/06/2013 03:00	11.6	10.8	553.2	553.2	564
07/06/2013 04:00	8.3	7.5	521.7	521.7	529.2
07/06/2013 05:00	0	0	523.9	523.9	523.9
07/06/2013 06:00	0	0	526.8	526.8	526.8
07/06/2013 07:00	0	0	562.4	562.4	562.4
07/06/2013 08:00	0	0	694.4	694.4	694.4
07/06/2013 09:00	0	0	580.7	580.7	580.7
07/06/2013 10:00	0	0	512.4	512.4	512.4
07/06/2013 11:00	0	0	766.8	766.8	766.8
07/06/2013 12:00	0	0	663	663	663
07/06/2013 13:00	0	0	586.1	586.1	586.1

	Unit 1 (Part 75 Data)	Unit 1 (Part 60 Data)	Unit 2 (Part 75 Data)	Unit 2 (Part 60 Data)	Units 1&2 Combined
	SO2_LbPerHr	SO2_P60_LbPerHr	SO2_LbPerHr	SO2_P60_LbPerHr	(Part 60 Data)
	1H	1H	1H	1H	
Time	Value	Value	Value	Value	
07/06/2013 14:00	0	0	549.9	549.9	549.9
07/06/2013 15:00	0	0	564.9	564.9	564.9
07/06/2013 16:00	0	0	585.1	585.1	585.1
07/06/2013 17:00	0	0	595	595	595
07/06/2013 18:00	0	0	291	291	291
07/06/2013 19:00	0	0	489.3	489.3	489.3
07/06/2013 20:00	0	0	347.4	347.4	347.4
07/06/2013 21:00	0	0	0	0	0
07/06/2013 22:00	0	0	0	0	0
07/06/2013 23:00	0	0	0	0	0
07/07/2013 00:00	0	0	0	0	0
07/07/2013 01:00	0	0	0	0	0
07/07/2013 02:00	0	0	0	0	0
07/07/2013 03:00	0	0	0	0	0
07/07/2013 04:00	0	0	0	0	0
07/07/2013 05:00	0	0	0	0	0
07/07/2013 06:00	0	0	0	0	0
07/07/2013 07:00	0	0	0	0	0
07/07/2013 08:00	0	0	0	0	0
07/07/2013 09:00	0	0	0	0	0
07/07/2013 10:00	0	0	0	0	0
07/07/2013 11:00	0	0	0	0	0
07/07/2013 12:00	0	0	0	0	0
07/07/2013 13:00	0	0	0	0	0
07/07/2013 14:00	0	0	0	0	0
07/07/2013 15:00	0	0	0	0	0
07/07/2013 16:00	0	0	0	0	0
07/07/2013 17:00	0	0	0	0	0
07/07/2013 18:00	0	0	0	0	0
07/07/2013 19:00	0	0	0	0	0
07/07/2013 20:00	0	0	0	0	0
07/07/2013 21:00	0	0	0	0	0
07/07/2013 22:00	0	0	0	0	0
07/07/2013 23:00	0	0	0	0	0
07/08/2013 00:00	0	0	0	0	0
07/08/2013 01:00	0	0	0	0	0
07/08/2013 02:00	0	0	0	0	0
07/08/2013 03:00	0	0	0	0	0
07/08/2013 04:00	0	0	0	0	0
07/08/2013 05:00	0	0	0	0	0
07/08/2013 06:00	0	0	0	0	0
07/08/2013 07:00	0	0	0	0	0
07/08/2013 08:00	0	0	0	0	0
07/08/2013 09:00	0	0	0	0	0
07/08/2013 10:00	0	0	0	0	0
07/08/2013 11:00	0	0	0	0	0
07/08/2013 12:00	0	0	0	0	0
07/08/2013 13:00	0	0	0	0	0
07/08/2013 14:00	0	0	0	0	0
07/08/2013 15:00	0	0	0	0	0
07/08/2013 16:00	0	0	0	0	0
07/08/2013 17:00	0	0	0	0	0
07/08/2013 18:00	0	0	0	0	0
07/08/2013 19:00	0	0	0	0	0
07/08/2013 20:00	0	0	0	0	0
07/08/2013 21:00	0	0	0	0	0
07/08/2013 22:00	0	0	0	0	0
07/08/2013 23:00	0	0	0	0	0
07/09/2013 00:00	0	0	0	0	0
07/09/2013 01:00	0	0	0	0	0
07/09/2013 02:00	0	0	0	0	0
07/09/2013 03:00	0	0	0	0	0
07/09/2013 04:00	0	0	0	0	0
07/09/2013 05:00	0	0	0	0	0
07/09/2013 06:00	0	0	0	0	0

	Unit 1 (Part 75 Data)	Unit 1 (Part 60 Data)	Unit 2 (Part 75 Data)	Unit 2 (Part 60 Data)	Units 1&2 Combined
	SO2_LbPerHr	SO2_P60_LbPerHr	SO2_LbPerHr	SO2_P60_LbPerHr	(Part 60 Data)
	1H	1H	1H	1H	
Time	Value	Value	Value	Value	
07/09/2013 07:00	0	0	0	0	0
07/09/2013 08:00	0	0	0	0	0
07/09/2013 09:00	0	0	0	0	0
07/09/2013 10:00	0	0	0	0	0
07/09/2013 11:00	0	0	0	0	0
07/09/2013 12:00	0	0	0	0	0
07/09/2013 13:00	0	0	0	0	0
07/09/2013 14:00	0	0	0	0	0
07/09/2013 15:00	0	0	0	0	0
07/09/2013 16:00	0	0	0	0	0
07/09/2013 17:00	0	0	0	0	0
07/09/2013 18:00	0	0	0	0	0
07/09/2013 19:00	0	0	0	0	0
07/09/2013 20:00	0	0	0	0	0
07/09/2013 21:00	0	0	0	0	0
07/09/2013 22:00	0	0	0	0	0
07/09/2013 23:00	0	0	0	0	0
07/10/2013 00:00	0	0	0	0	0
07/10/2013 01:00	0	0	0	0	0
07/10/2013 02:00	0	0	0	0	0
07/10/2013 03:00	0	0	0	0	0
07/10/2013 04:00	0	0	0	0	0
07/10/2013 05:00	0	0	0	0	0
07/10/2013 06:00	0	0	0	0	0
07/10/2013 07:00	0	0	0	0	0
07/10/2013 08:00	0	0	0	0	0
07/10/2013 09:00	0	0	0	0	0
07/10/2013 10:00	0	0	0	0	0
07/10/2013 11:00	0	0	0	0	0
07/10/2013 12:00	0	0	0	0	0
07/10/2013 13:00	0	0	0	0	0
07/10/2013 14:00	0	0	0	0	0
07/10/2013 15:00	0	0	0	0	0
07/10/2013 16:00	0	0	0	0	0
07/10/2013 17:00	0	0	0	0	0
07/10/2013 18:00	0	0	0	0	0
07/10/2013 19:00	0	0	0	0	0
07/10/2013 20:00	0	0	0	0	0
07/10/2013 21:00	0	0	0	0	0
07/10/2013 22:00	0	0	0	0	0
07/10/2013 23:00	0	0	0	0	0
07/11/2013 00:00	0	0	0	0	0
07/11/2013 01:00	0	0	0	0	0
07/11/2013 02:00	0	0	0	0	0
07/11/2013 03:00	0	0	0	0	0
07/11/2013 04:00	0	0	0	0	0
07/11/2013 05:00	0	0	0	0	0
07/11/2013 06:00	0	0	0	0	0
07/11/2013 07:00	0	0	0	0	0
07/11/2013 08:00	0	0	0	0	0
07/11/2013 09:00	0	0	0	0	0
07/11/2013 10:00	0	0	0	0	0
07/11/2013 11:00	0	0	0	0	0
07/11/2013 12:00	0	0	0	0	0
07/11/2013 13:00	0	0	0	0	0
07/11/2013 14:00	0	0	0	0	0
07/11/2013 15:00	0	0	0	0	0
07/11/2013 16:00	0	0	0	0	0
07/11/2013 17:00	0	0	0	0	0
07/11/2013 18:00	0	0	0	0	0
07/11/2013 19:00	0	0	0	0	0
07/11/2013 20:00	0	0	0	0	0
07/11/2013 21:00	0	0	0	0	0
07/11/2013 22:00	0	0	0	0	0
07/11/2013 23:00	0	0	0	0	0

	Unit 1 (Part 75 Data)	Unit 1 (Part 60 Data)	Unit 2 (Part 75 Data)	Unit 2 (Part 60 Data)	Units 1&2 Combined
	SO2_LbPerHr	SO2_P60_LbPerHr	SO2_LbPerHr	SO2_P60_LbPerHr	(Part 60 Data)
	1H	1H	1H	1H	
Time	Value	Value	Value	Value	
07/12/2013 00:00	0	0	0	0	0
07/12/2013 01:00	0	0	4.6	4.6	4.6
07/12/2013 02:00	0	0	4.4	4.4	4.4
07/12/2013 03:00	0	0	5.9	5.9	5.9
07/12/2013 04:00	0	0	5.2	5.2	5.2
07/12/2013 05:00	0	0	7.9	7.9	7.9
07/12/2013 06:00	0	0	12.3	12.3	12.3
07/12/2013 07:00	0	0	50.4	50.4	50.4
07/12/2013 08:00	0	0	51.7	51.7	51.7
07/12/2013 09:00	0	0	0	0	0
07/12/2013 10:00	0	0	0	0	0
07/12/2013 11:00	0	0	0	0	0
07/12/2013 12:00	0	0	0	0	0
07/12/2013 13:00	0	0	0	0	0
07/12/2013 14:00	0	0	0	0	0
07/12/2013 15:00	0	0	0	0	0
07/12/2013 16:00	0	0	0	0	0
07/12/2013 17:00	0	0	0	0	0
07/12/2013 18:00	0	0	0	0	0
07/12/2013 19:00	0	0	0	0	0
07/12/2013 20:00	0	0	0	0	0
07/12/2013 21:00	0	0	0	0	0
07/12/2013 22:00	0	0	0	0	0
07/12/2013 23:00	0	0	0	0	0
07/13/2013 00:00	0	0	0	0	0
07/13/2013 01:00	0	0	0	0	0
07/13/2013 02:00	0	0	0	0	0
07/13/2013 03:00	0	0	0	0	0
07/13/2013 04:00	0	0	0	0	0
07/13/2013 05:00	0	0	0	0	0
07/13/2013 06:00	0	0	0	0	0
07/13/2013 07:00	0	0	0	0	0
07/13/2013 08:00	0	0	0	0	0
07/13/2013 09:00	0	0	0	0	0
07/13/2013 10:00	0	0	0	0	0
07/13/2013 11:00	0	0	0	0	0
07/13/2013 12:00	0	0	0	0	0
07/13/2013 13:00	0	0	0	0	0
07/13/2013 14:00	0	0	0	0	0
07/13/2013 15:00	0	0	0	0	0
07/13/2013 16:00	0	0	0	0	0
07/13/2013 17:00	0	0	0	0	0
07/13/2013 18:00	0	0	0	0	0
07/13/2013 19:00	0	0	0	0	0
07/13/2013 20:00	0	0	3	3	3
07/13/2013 21:00	0	0	0.7	0.7	0.7
07/13/2013 22:00	0	0	6	6	6
07/13/2013 23:00	0	0	15	15	15
07/14/2013 00:00	0	0	14.3	14.3	14.3
07/14/2013 01:00	0	0	54	54	54
07/14/2013 02:00	0	0	56.5	56.5	56.5
07/14/2013 03:00	0	0	59.3	59.3	59.3
07/14/2013 04:00	0	0	99	99	99
07/14/2013 05:00	0	0	122.6	122.6	122.6
07/14/2013 06:00	0	0	240.6	240.6	240.6
07/14/2013 07:00	0	0	478.4	478.4	478.4
07/14/2013 08:00	0	0	526.8	526.8	526.8
07/14/2013 09:00	0	0	565.5	565.5	565.5
07/14/2013 10:00	0	0	434.3	434.3	434.3
07/14/2013 11:00	0	0	529.4	529.4	529.4
07/14/2013 12:00	0	0	573.1	573.1	573.1
07/14/2013 13:00	0	0	486.6	486.6	486.6
07/14/2013 14:00	0	0	533.1	533.1	533.1
07/14/2013 15:00	0	0	509.7	509.7	509.7
07/14/2013 16:00	19839.6	0	493.1	493.1	493.1

	Unit 1 (Part 75 Data)	Unit 1 (Part 60 Data)	Unit 2 (Part 75 Data)	Unit 2 (Part 60 Data)	Units 1&2 Combined
	SO2_LbPerHr	SO2_P60_LbPerHr	SO2_LbPerHr	SO2_P60_LbPerHr	(Part 60 Data)
	1H	1H	1H	1H	
Time	Value	Value	Value	Value	
07/14/2013 17:00	0	0	420.4	420.4	420.4
07/14/2013 18:00	0	0	486.3	486.3	486.3
07/14/2013 19:00	0	0	535.6	535.6	535.6
07/14/2013 20:00	0.8	0.8	473.8	473.8	474.6
07/14/2013 21:00	0	0	492.9	492.9	492.9
07/14/2013 22:00	0	0	451.4	451.4	451.4
07/14/2013 23:00	0	0	513.4	513.4	513.4
07/15/2013 00:00	0	0	483.1	483.1	483.1
07/15/2013 01:00	0	0	340.5	340.5	340.5
07/15/2013 02:00	0	0	443.9	443.9	443.9
07/15/2013 03:00	0	0	477.6	477.6	477.6
07/15/2013 04:00	0	0	447.3	447.3	447.3
07/15/2013 05:00	0	0	480.1	480.1	480.1
07/15/2013 06:00	0.9	0.9	468.6	468.6	469.5
07/15/2013 07:00	0.9	0.9	421.9	421.9	422.8
07/15/2013 08:00	1.7	1.7	423.7	423.7	425.4
07/15/2013 09:00	25.9	23.3	523	523	546.3
07/15/2013 10:00	11.3	10.4	461.8	461.8	472.2
07/15/2013 11:00	15.5	13.8	432.6	432.6	446.4
07/15/2013 12:00	15	13.4	392	392	405.4
07/15/2013 13:00	0	0	421.8	421.8	421.8
07/15/2013 14:00	0	0	454.9	454.9	454.9
07/15/2013 15:00	0	0	437.5	437.5	437.5
07/15/2013 16:00	0	0	432	432	432
07/15/2013 17:00	0	0	414.5	414.5	414.5
07/15/2013 18:00	0	0	524.2	524.2	524.2
07/15/2013 19:00	0	0	449.7	449.7	449.7
07/15/2013 20:00	0	0	359.7	359.7	359.7
07/15/2013 21:00	0	0	441.4	441.4	441.4
07/15/2013 22:00	0	0	551.8	551.8	551.8
07/15/2013 23:00	0	0	546.5	546.5	546.5
07/16/2013 00:00	0	0	509.5	509.5	509.5
07/16/2013 01:00	0	0	262.9	262.9	262.9
07/16/2013 02:00	0	0	287.1	287.1	287.1
07/16/2013 03:00	0	0	511.6	511.6	511.6
07/16/2013 04:00	0	0	602.2	602.2	602.2
07/16/2013 05:00	0	0	481.5	481.5	481.5
07/16/2013 06:00	0	0	546.8	546.8	546.8
07/16/2013 07:00	0	0	547.8	547.8	547.8
07/16/2013 08:00	0	0	541.4	541.4	541.4
07/16/2013 09:00	0	0	520.1	520.1	520.1
07/16/2013 10:00	0	0	543.1	543.1	543.1
07/16/2013 11:00	0	0	558.4	558.4	558.4
07/16/2013 12:00	0	0	549.4	549.4	549.4
07/16/2013 13:00	0	0	540.3	540.3	540.3
07/16/2013 14:00	0	0	545.9	545.9	545.9
07/16/2013 15:00	0	0	533.3	533.3	533.3
07/16/2013 16:00	0	0	563.8	563.8	563.8
07/16/2013 17:00	0	0	542.4	542.4	542.4
07/16/2013 18:00	0	0	549.6	549.6	549.6
07/16/2013 19:00	0	0	459	459	459
07/16/2013 20:00	0	0	334.5	334.5	334.5
07/16/2013 21:00	0	0	520.1	520.1	520.1
07/16/2013 22:00	0	0	570.5	570.5	570.5
07/16/2013 23:00	19910.2	0	491	491	491
07/17/2013 00:00	0	0	455.7	455.7	455.7
07/17/2013 01:00	0	0	379.4	379.4	379.4
07/17/2013 02:00	0	0	530.4	530.4	530.4
07/17/2013 03:00	10.7	10	515	515	525
07/17/2013 04:00	22.3	20	430.2	430.2	450.2
07/17/2013 05:00	62.4	56.3	437.4	437.4	493.7
07/17/2013 06:00	146.1	131.4	491.9	491.9	623.3
07/17/2013 07:00	166.2	149.4	505.1	505.1	654.5
07/17/2013 08:00	165.7	149.3	472.5	472.5	621.8
07/17/2013 09:00	191.8	172.6	546.5	546.5	719.1

	Unit 1 (Part 75 Data)	Unit 1 (Part 60 Data)	Unit 2 (Part 75 Data)	Unit 2 (Part 60 Data)	Units 1&2 Combined
	SO2_LbPerHr	SO2_P60_LbPerHr	SO2_LbPerHr	SO2_P60_LbPerHr	(Part 60 Data)
	1H	1H	1H	1H	
Time	Value	Value	Value	Value	
07/17/2013 10:00	175.6	158.3	512.7	512.7	671
07/17/2013 11:00	171	153.7	509.7	509.7	663.4
07/17/2013 12:00	229.4	206.2	514.9	514.9	721.1
07/17/2013 13:00	159.7	143.8	512.3	512.3	656.1
07/17/2013 14:00	74.6	66.9	527.7	527.7	594.6
07/17/2013 15:00	140	125.6	540.4	540.4	666
07/17/2013 16:00	87.5	78.6	517	517	595.6
07/17/2013 17:00	66	59.1	477	477	536.1
07/17/2013 18:00	108.8	97.6	502.1	502.1	599.7
07/17/2013 19:00	145.4	131.1	558	558	689.1
07/17/2013 20:00	147.7	133.4	609.3	609.3	742.7
07/17/2013 21:00	141.3	127.3	620.7	620.7	748
07/17/2013 22:00	123.7	111	535.5	535.5	646.5
07/17/2013 23:00	176.1	158.2	498	498	656.2
07/18/2013 00:00	267.5	241.2	399.8	399.8	641
07/18/2013 01:00	193.3	173.9	378.7	378.7	552.6
07/18/2013 02:00	56.4	50.9	373.3	373.3	424.2
07/18/2013 03:00	0	0	542.6	542.6	542.6
07/18/2013 04:00	0	0	547.7	547.7	547.7
07/18/2013 05:00	0	0	476.3	476.3	476.3
07/18/2013 06:00	0	0	272.1	272.1	272.1
07/18/2013 07:00	0	0	413.8	413.8	413.8
07/18/2013 08:00	0	0	535	535	535
07/18/2013 09:00	0	0	512.1	512.1	512.1
07/18/2013 10:00	0	0	434	434	434
07/18/2013 11:00	0	0	318	318	318
07/18/2013 12:00	0	0	330.2	330.2	330.2
07/18/2013 13:00	0	0	519.2	519.2	519.2
07/18/2013 14:00	0	0	455	455	455
07/18/2013 15:00	0	0	428.2	428.2	428.2
07/18/2013 16:00	0	0	372.5	372.5	372.5
07/18/2013 17:00	0	0	432.8	432.8	432.8
07/18/2013 18:00	0	0	379	379	379
07/18/2013 19:00	0	0	297.3	297.3	297.3
07/18/2013 20:00	0	0	306.8	306.8	306.8
07/18/2013 21:00	0	0	348.7	348.7	348.7
07/18/2013 22:00	0	0	322.7	322.7	322.7
07/18/2013 23:00	0	0	371.3	371.3	371.3
07/19/2013 00:00	0	0	513.1	513.1	513.1
07/19/2013 01:00	0	0	387.5	387.5	387.5
07/19/2013 02:00	0	0	430.6	430.6	430.6
07/19/2013 03:00	0	0	506.2	506.2	506.2
07/19/2013 04:00	0	0	483.9	483.9	483.9
07/19/2013 05:00	0	0	442.6	442.6	442.6
07/19/2013 06:00	0	0	560.4	560.4	560.4
07/19/2013 07:00	0	0	651.7	651.7	651.7
07/19/2013 08:00	0	0	551.6	551.6	551.6
07/19/2013 09:00	0	0	502.7	502.7	502.7
07/19/2013 10:00	0	0	509.5	509.5	509.5
07/19/2013 11:00	0	0	489.4	489.4	489.4
07/19/2013 12:00	0	0	526.6	526.6	526.6
07/19/2013 13:00	0	0	533.6	533.6	533.6
07/19/2013 14:00	0	0	518.8	518.8	518.8
07/19/2013 15:00	2.4	2.4	513.8	513.8	516.2
07/19/2013 16:00	10.2	9	512.5	512.5	521.5
07/19/2013 17:00	17.5	15.7	504.4	504.4	520.1
07/19/2013 18:00	62.2	56.1	521.2	521.2	577.3
07/19/2013 19:00	54.7	49.2	514.3	514.3	563.5
07/19/2013 20:00	44.5	40.1	519	519	559.1
07/19/2013 21:00	111.7	100.8	522.3	522.3	623.1
07/19/2013 22:00	150.5	135.1	503.9	503.9	639
07/19/2013 23:00	56.7	51	501.9	501.9	552.9
07/20/2013 00:00	111.3	100.2	509.4	509.4	609.6
07/20/2013 01:00	181.2	163.5	364.6	364.6	528.1
07/20/2013 02:00	252.2	226.4	359.6	359.6	586

	Unit 1 (Part 75 Data)	Unit 1 (Part 60 Data)	Unit 2 (Part 75 Data)	Unit 2 (Part 60 Data)	Units 1&2 Combined
	SO2_LbPerHr	SO2_P60_LbPerHr	SO2_LbPerHr	SO2_P60_LbPerHr	(Part 60 Data)
	1H	1H	1H	1H	
Time	Value	Value	Value	Value	
07/20/2013 03:00	231.2	208.5	494.5	494.5	703
07/20/2013 04:00	195.1	175.6	436.2	436.2	611.8
07/20/2013 05:00	145.9	131.7	385.8	385.8	517.5
07/20/2013 06:00	137.4	123.8	472.6	472.6	596.4
07/20/2013 07:00	121.4	109.6	638.9	638.9	748.5
07/20/2013 08:00	141.7	127.1	628.3	628.3	755.4
07/20/2013 09:00	286.8	258.3	538.9	538.9	797.2
07/20/2013 10:00	502.6	451.7	491.8	491.8	943.5
07/20/2013 11:00	347.4	312.9	485.2	485.2	798.1
07/20/2013 12:00	474.8	427.2	501.2	501.2	928.4
07/20/2013 13:00	609	548.3	530.6	530.6	1078.9
07/20/2013 14:00	661.2	594.9	562.9	562.9	1157.8
07/20/2013 15:00	644.4	579.2	509.3	509.3	1088.5
07/20/2013 16:00	438.4	394.9	437.5	437.5	832.4
07/20/2013 17:00	346.2	311.8	376.2	376.2	688
07/20/2013 18:00	367.1	330.6	388.8	388.8	719.4
07/20/2013 19:00	497.8	448.1	505.7	505.7	953.8
07/20/2013 20:00	367.6	330.7	406.5	406.5	737.2
07/20/2013 21:00	445.4	400.5	0	0	400.5
07/20/2013 22:00	423	379.9	0	0	379.9
07/20/2013 23:00	371.7	335.1	0	0	335.1
07/21/2013 00:00	275.9	248	0	0	248
07/21/2013 01:00	326.7	293.4	0	0	293.4
07/21/2013 02:00	215.8	194.2	0	0	194.2
07/21/2013 03:00	144.3	130.4	0	0	130.4
07/21/2013 04:00	139.3	125.8	0	0	125.8
07/21/2013 05:00	144.7	129.8	0	0	129.8
07/21/2013 06:00	27.7	24.9	0	0	24.9
07/21/2013 07:00	16.8	15.3	0	0	15.3
07/21/2013 08:00	40.6	37.2	0	0	37.2
07/21/2013 09:00	139.3	126	0	0	126
07/21/2013 10:00	110.5	98.8	0	0	98.8
07/21/2013 11:00	117.9	106.3	0	0	106.3
07/21/2013 12:00	80.6	72.9	0	0	72.9
07/21/2013 13:00	78	70.4	0	0	70.4
07/21/2013 14:00	111.6	100	0	0	100
07/21/2013 15:00	73.9	66.1	0	0	66.1
07/21/2013 16:00	93.5	83.8	0	0	83.8
07/21/2013 17:00	115.9	104.1	0	0	104.1
07/21/2013 18:00	132	118.8	0	0	118.8
07/21/2013 19:00	174.9	158	0	0	158
07/21/2013 20:00	169	152.1	0	0	152.1
07/21/2013 21:00	186.8	168.1	0	0	168.1
07/21/2013 22:00	134	119.9	0	0	119.9
07/21/2013 23:00	136.4	122.6	0	0	122.6
07/22/2013 00:00	143.3	129.5	0	0	129.5
07/22/2013 01:00	138.5	124.7	0	0	124.7
07/22/2013 02:00	108.1	97.6	0	0	97.6
07/22/2013 03:00	110.5	100	5	5	105
07/22/2013 04:00	97.8	87.3	1.2	1.2	88.5
07/22/2013 05:00	94.2	85.4	1.9	1.9	87.3
07/22/2013 06:00	83.9	75.2	1.3	1.3	76.5
07/22/2013 07:00	116.8	105.8	2.8	2.8	108.6
07/22/2013 08:00	210.9	189.9	6.4	6.4	196.3
07/22/2013 09:00	179	161.9	20.2	20.2	182.1
07/22/2013 10:00	212.5	191.6	97.2	97.2	288.8
07/22/2013 11:00	231.4	208.6	38.7	38.7	247.3
07/22/2013 12:00	227.5	204.9	50.6	50.6	255.5
07/22/2013 13:00	213.8	193.2	147.4	147.4	340.6
07/22/2013 14:00	225.6	203.1	88.2	88.2	291.3
07/22/2013 15:00	225.6	203.1	107.5	107.5	310.6
07/22/2013 16:00	199.1	178.5	239.3	239.3	417.8
07/22/2013 17:00	160.3	143.7	275.7	275.7	419.4
07/22/2013 18:00	348	313.4	463.3	463.3	776.7
07/22/2013 19:00	247.8	222.4	587.1	587.1	809.5

	Unit 1 (Part 75 Data)	Unit 1 (Part 60 Data)	Unit 2 (Part 75 Data)	Unit 2 (Part 60 Data)	Units 1&2 Combined
	SO2_LbPerHr	SO2_P60_LbPerHr	SO2_LbPerHr	SO2_P60_LbPerHr	(Part 60 Data)
	1H	1H	1H	1H	
Time	Value	Value	Value	Value	
07/22/2013 20:00	500.9	450.2	406	406	856.2
07/22/2013 21:00	395.5	356.7	324.2	324.2	680.9
07/22/2013 22:00	352.2	316.8	326.9	326.9	643.7
07/22/2013 23:00	180.8	163.4	304	304	467.4
07/23/2013 00:00	104.9	95	354.1	354.1	449.1
07/23/2013 01:00	215.8	193.8	294.3	294.3	488.1
07/23/2013 02:00	250.7	225.2	375.2	375.2	600.4
07/23/2013 03:00	241.7	217.5	396.8	396.8	614.3
07/23/2013 04:00	420.8	379.2	411.3	411.3	790.5
07/23/2013 05:00	456.1	410.1	458.7	458.7	868.8
07/23/2013 06:00	413.1	371.4	416	416	787.4
07/23/2013 07:00	470.9	423.3	529.8	529.8	953.1
07/23/2013 08:00	381.1	343	525.3	525.3	868.3
07/23/2013 09:00	301.2	271.2	450.7	450.7	721.9
07/23/2013 10:00	156.8	141.2	484.6	484.6	625.8
07/23/2013 11:00	0	0	483	483	483
07/23/2013 12:00	0	0	595.4	595.4	595.4
07/23/2013 13:00	0	0	511.5	511.5	511.5
07/23/2013 14:00	0	0	467	467	467
07/23/2013 15:00	0	0	513.3	513.3	513.3
07/23/2013 16:00	0	0	555.6	555.6	555.6
07/23/2013 17:00	0	0	552.2	552.2	552.2
07/23/2013 18:00	0	0	536.7	536.7	536.7
07/23/2013 19:00	0	0	519.4	519.4	519.4
07/23/2013 20:00	0	0	427.9	427.9	427.9
07/23/2013 21:00	0	0	492.8	492.8	492.8
07/23/2013 22:00	0	0	481.6	481.6	481.6
07/23/2013 23:00	0	0	418.7	418.7	418.7
07/24/2013 00:00	0	0	281.2	281.2	281.2
07/24/2013 01:00	0	0	354.5	354.5	354.5
07/24/2013 02:00	0	0	485.1	485.1	485.1
07/24/2013 03:00	0	0	385.6	385.6	385.6
07/24/2013 04:00	0	0	419.3	419.3	419.3
07/24/2013 05:00	0	0	336.5	336.5	336.5
07/24/2013 06:00	0	0	423.4	423.4	423.4
07/24/2013 07:00	0	0	442.1	442.1	442.1
07/24/2013 08:00	0	0	559	559	559
07/24/2013 09:00	0	0	500	500	500
07/24/2013 10:00	0	0	342.9	342.9	342.9
07/24/2013 11:00	0	0	335.2	335.2	335.2
07/24/2013 12:00	0	0	595	595	595
07/24/2013 13:00	0	0	459.2	459.2	459.2
07/24/2013 14:00	0	0	385.9	385.9	385.9
07/24/2013 15:00	0	0	388.2	388.2	388.2
07/24/2013 16:00	0	0	495.3	495.3	495.3
07/24/2013 17:00	0	0	543.4	543.4	543.4
07/24/2013 18:00	0	0	366.5	366.5	366.5
07/24/2013 19:00	0	0	386.1	386.1	386.1
07/24/2013 20:00	0	0	464.3	464.3	464.3
07/24/2013 21:00	0	0	344.4	344.4	344.4
07/24/2013 22:00	0	0	332.4	332.4	332.4
07/24/2013 23:00	0	0	404	404	404
07/25/2013 00:00	0	0	390.6	390.6	390.6
07/25/2013 01:00	0	0	363.1	363.1	363.1
07/25/2013 02:00	0	0	383.5	383.5	383.5
07/25/2013 03:00	0	0	384.8	384.8	384.8
07/25/2013 04:00	0	0	352.9	352.9	352.9
07/25/2013 05:00	0	0	354.3	354.3	354.3
07/25/2013 06:00	0	0	397.5	397.5	397.5
07/25/2013 07:00	0	0	383.1	383.1	383.1
07/25/2013 08:00	0	0	376.9	376.9	376.9
07/25/2013 09:00	0	0	472.6	472.6	472.6
07/25/2013 10:00	0	0	456.7	456.7	456.7
07/25/2013 11:00	0	0	449.1	449.1	449.1
07/25/2013 12:00	0	0	529.4	529.4	529.4

	Unit 1 (Part 75 Data)	Unit 1 (Part 60 Data)	Unit 2 (Part 75 Data)	Unit 2 (Part 60 Data)	Units 1&2 Combined
	SO2_LbPerHr	SO2_P60_LbPerHr	SO2_LbPerHr	SO2_P60_LbPerHr	(Part 60 Data)
	1H	1H	1H	1H	
Time	Value	Value	Value	Value	
07/25/2013 13:00	0	0	537.1	537.1	537.1
07/25/2013 14:00	0	0	580	580	580
07/25/2013 15:00	0	0	581.8	581.8	581.8
07/25/2013 16:00	0	0	555.3	555.3	555.3
07/25/2013 17:00	0	0	438.1	438.1	438.1
07/25/2013 18:00	0	0	327.6	327.6	327.6
07/25/2013 19:00	0	0	412.2	412.2	412.2
07/25/2013 20:00	0	0	579.3	579.3	579.3
07/25/2013 21:00	0	0	345.5	345.5	345.5
07/25/2013 22:00	0	0	275.4	275.4	275.4
07/25/2013 23:00	0	0	394.8	394.8	394.8
07/26/2013 00:00	0	0	417.5	417.5	417.5
07/26/2013 01:00	0	0	361.3	361.3	361.3
07/26/2013 02:00	0	0	360	360	360
07/26/2013 03:00	0	0	390.7	390.7	390.7
07/26/2013 04:00	0	0	385.8	385.8	385.8
07/26/2013 05:00	0	0	349.7	349.7	349.7
07/26/2013 06:00	0	0	331.6	331.6	331.6
07/26/2013 07:00	0	0	506.6	506.6	506.6
07/26/2013 08:00	0	0	508.5	508.5	508.5
07/26/2013 09:00	0	0	565.8	565.8	565.8
07/26/2013 10:00	0	0	537.8	537.8	537.8
07/26/2013 11:00	0	0	478.2	478.2	478.2
07/26/2013 12:00	0	0	502.9	502.9	502.9
07/26/2013 13:00	0	0	515.9	515.9	515.9
07/26/2013 14:00	0	0	553.6	553.6	553.6
07/26/2013 15:00	0	0	556.1	556.1	556.1
07/26/2013 16:00	0	0	521.7	521.7	521.7
07/26/2013 17:00	0	0	526.1	526.1	526.1
07/26/2013 18:00	0	0	439.5	439.5	439.5
07/26/2013 19:00	0	0	409.5	409.5	409.5
07/26/2013 20:00	0	0	532.9	532.9	532.9
07/26/2013 21:00	0	0	397.7	397.7	397.7
07/26/2013 22:00	0	0	354.4	354.4	354.4
07/26/2013 23:00	0	0	337.6	337.6	337.6
07/27/2013 00:00	0	0	467.2	467.2	467.2
07/27/2013 01:00	0	0	327.9	327.9	327.9
07/27/2013 02:00	0	0	361.6	361.6	361.6
07/27/2013 03:00	0	0	381.2	381.2	381.2
07/27/2013 04:00	0	0	357	357	357
07/27/2013 05:00	0	0	367.4	367.4	367.4
07/27/2013 06:00	0	0	370.9	370.9	370.9
07/27/2013 07:00	0	0	362.9	362.9	362.9
07/27/2013 08:00	0	0	463.4	463.4	463.4
07/27/2013 09:00	0	0	612.6	612.6	612.6
07/27/2013 10:00	0	0	692.8	692.8	692.8
07/27/2013 11:00	0	0	646.1	646.1	646.1
07/27/2013 12:00	0	0	524	524	524
07/27/2013 13:00	0	0	294.4	294.4	294.4
07/27/2013 14:00	0	0	244.3	244.3	244.3
07/27/2013 15:00	0	0	370.8	370.8	370.8
07/27/2013 16:00	0	0	619	619	619
07/27/2013 17:00	0	0	398.1	398.1	398.1
07/27/2013 18:00	0	0	392.3	392.3	392.3
07/27/2013 19:00	0	0	479.5	479.5	479.5
07/27/2013 20:00	0	0	480	480	480
07/27/2013 21:00	0	0	377.3	377.3	377.3
07/27/2013 22:00	19581.1	0	439.3	439.3	439.3
07/27/2013 23:00	0	0	475.3	475.3	475.3
07/28/2013 00:00	0	0	462.6	462.6	462.6
07/28/2013 01:00	0	0	440.9	440.9	440.9
07/28/2013 02:00	0	0	502.7	502.7	502.7
07/28/2013 03:00	0	0	512.7	512.7	512.7
07/28/2013 04:00	0	0	442.8	442.8	442.8
07/28/2013 05:00	0	0	436.2	436.2	436.2

	Unit 1 (Part 75 Data)	Unit 1 (Part 60 Data)	Unit 2 (Part 75 Data)	Unit 2 (Part 60 Data)	Units 1&2 Combined
	SO2_LbPerHr	SO2_P60_LbPerHr	SO2_LbPerHr	SO2_P60_LbPerHr	(Part 60 Data)
	1H	1H	1H	1H	
Time	Value	Value	Value	Value	
07/28/2013 06:00	0	0	481.7	481.7	481.7
07/28/2013 07:00	0	0	487.6	487.6	487.6
07/28/2013 08:00	0	0	479.5	479.5	479.5
07/28/2013 09:00	0	0	466.8	466.8	466.8
07/28/2013 10:00	0	0	429.1	429.1	429.1
07/28/2013 11:00	0	0	457.2	457.2	457.2
07/28/2013 12:00	0	0	492.7	492.7	492.7
07/28/2013 13:00	0	0	477.3	477.3	477.3
07/28/2013 14:00	0	0	470.8	470.8	470.8
07/28/2013 15:00	0	0	461.8	461.8	461.8
07/28/2013 16:00	0	0	496.2	496.2	496.2
07/28/2013 17:00	0	0	470	470	470
07/28/2013 18:00	0	0	425.1	425.1	425.1
07/28/2013 19:00	0	0	475.3	475.3	475.3
07/28/2013 20:00	0	0	542.2	542.2	542.2
07/28/2013 21:00	0	0	446	446	446
07/28/2013 22:00	0	0	443.8	443.8	443.8
07/28/2013 23:00	0	0	455.5	455.5	455.5
07/29/2013 00:00	0	0	454.1	454.1	454.1
07/29/2013 01:00	0	0	431.2	431.2	431.2
07/29/2013 02:00	0	0	460.1	460.1	460.1
07/29/2013 03:00	0	0	496.7	496.7	496.7
07/29/2013 04:00	0	0	456.3	456.3	456.3
07/29/2013 05:00	0	0	458.9	458.9	458.9
07/29/2013 06:00	0	0	471.1	471.1	471.1
07/29/2013 07:00	0	0	470	470	470
07/29/2013 08:00	0	0	456.5	456.5	456.5
07/29/2013 09:00	0	0	598	598	598
07/29/2013 10:00	0	0	451.3	451.3	451.3
07/29/2013 11:00	0	0	365.6	365.6	365.6
07/29/2013 12:00	0	0	392.7	392.7	392.7
07/29/2013 13:00	0	0	591.4	591.4	591.4
07/29/2013 14:00	0	0	431.9	431.9	431.9
07/29/2013 15:00	0	0	349.2	349.2	349.2
07/29/2013 16:00	0	0	262.8	262.8	262.8
07/29/2013 17:00	0	0	371.3	371.3	371.3
07/29/2013 18:00	0	0	394.3	0	0
07/29/2013 19:00	31.7	28.3	555.7	0	28.3
07/29/2013 20:00	196.2	176.8	462.2	0	176.8
07/29/2013 21:00	613.9	552.5	286.3	0	552.5
07/29/2013 22:00	877	789.9	358.4	0	789.9
07/29/2013 23:00	1105.4	995.8	346.5	0	995.8
07/30/2013 00:00	878.2	789.6	0	0	789.6
07/30/2013 01:00	553.4	497.3	0	0	497.3
07/30/2013 02:00	584.7	526.6	0	0	526.6
07/30/2013 03:00	590.5	530.6	0	0	530.6
07/30/2013 04:00	609.2	547.7	0	0	547.7
07/30/2013 05:00	621.7	560.3	0	0	560.3
07/30/2013 06:00	569.5	512.3	0	0	512.3
07/30/2013 07:00	571.3	514.3	0	0	514.3
07/30/2013 08:00	515.1	463.6	0	0	463.6
07/30/2013 09:00	505.7	455.7	0	0	455.7
07/30/2013 10:00	730.9	658.4	0	0	658.4
07/30/2013 11:00	495.8	445.9	0	0	445.9
07/30/2013 12:00	618.8	557.5	0	0	557.5
07/30/2013 13:00	578.4	521.2	0.7	0	521.2
07/30/2013 14:00	502.3	452.5	0	0	452.5
07/30/2013 15:00	570.4	513.4	2.2	0	513.4
07/30/2013 16:00	412	371.5	2.2	0	371.5
07/30/2013 17:00	381.5	342.6	4.4	0	342.6
07/30/2013 18:00	203.7	182.6	4.9	4.9	187.5
07/30/2013 19:00	0	0	11.5	11.5	11.5
07/30/2013 20:00	0	0	18	18	18
07/30/2013 21:00	0	0	13.8	13.8	13.8
07/30/2013 22:00	0	0	0	0	0

	Unit 1 (Part 75 Data)	Unit 1 (Part 60 Data)	Unit 2 (Part 75 Data)	Unit 2 (Part 60 Data)	Units 1&2 Combined
	SO2_LbPerHr	SO2_P60_LbPerHr	SO2_LbPerHr	SO2_P60_LbPerHr	(Part 60 Data)
	1H	1H	1H	1H	
Time	Value	Value	Value	Value	
07/30/2013 23:00	0	0	2.6	2.6	2.6
07/31/2013 00:00	0	0	37.3	37.3	37.3
07/31/2013 01:00	36.3	33	90.9	90.9	123.9
07/31/2013 02:00	140.8	126.1	378.3	378.3	504.4
07/31/2013 03:00	220.8	198.7	420.1	420.1	618.8
07/31/2013 04:00	189	170.4	383.1	383.1	553.5
07/31/2013 05:00	194.7	175.2	421.4	421.4	596.6
07/31/2013 06:00	148.5	133.9	388.4	388.4	522.3
07/31/2013 07:00	262.4	236.3	263.3	263.3	499.6
07/31/2013 08:00	303.7	273.2	200.3	200.3	473.5
07/31/2013 09:00	452.4	407.3	311.3	311.3	718.6
07/31/2013 10:00	736.6	662.6	603.1	603.1	1265.7
07/31/2013 11:00	416	373.7	464.9	464.9	838.6
07/31/2013 12:00	398.6	358.9	633.3	633.3	992.2
07/31/2013 13:00	538.8	485.6	324.6	324.6	810.2
07/31/2013 14:00	471.1	423.3	317.9	317.9	741.2
07/31/2013 15:00	512.4	460.8	413.9	413.9	874.7
07/31/2013 16:00	849.3	763.6	688.6	688.6	1452.2
07/31/2013 17:00	673.5	605.6	562.4	562.4	1168
07/31/2013 18:00	622.2	559.8	591.9	0	559.8
07/31/2013 19:00	1002	902.6	542.8	0	902.6
07/31/2013 20:00	290.7	261.2	495.1	0	261.2
07/31/2013 21:00	252.2	227.3	344	0	227.3
07/31/2013 22:00	195.5	176	197.3	0	176
07/31/2013 23:00	131.8	118.6	212	0	118.6
08/01/2013 00:00	271.1	243.6	292.5	0	243.6
08/01/2013 01:00	312.6	281.2	325	0	281.2
08/01/2013 02:00	234	210.3	351.2	351.2	561.5
08/01/2013 03:00	345.3	311	365.7	365.7	676.7
08/01/2013 04:00	384.5	345.5	395.8	395.8	741.3
08/01/2013 05:00	324.7	292.5	362	362	654.5
08/01/2013 06:00	143.6	129.2	338.7	338.7	467.9
08/01/2013 07:00	234.1	211	460.8	460.8	671.8
08/01/2013 08:00	415.6	373.8	481.1	481.1	854.9
08/01/2013 09:00	531.4	478.9	531.9	531.9	1010.8
08/01/2013 10:00	597.5	537.8	420.6	420.6	958.4
08/01/2013 11:00	400.5	361.1	454.3	454.3	815.4
08/01/2013 12:00	593.7	534.2	494.4	494.4	1028.6
08/01/2013 13:00	334.3	300.2	527.5	527.5	827.7
08/01/2013 14:00	401.2	360.6	474	474	834.6
08/01/2013 15:00	537.5	483.8	500.3	500.3	984.1
08/01/2013 16:00	340.2	306	459.2	459.2	765.2
08/01/2013 17:00	455.7	409.4	416.6	416.6	826
08/01/2013 18:00	584.9	526.9	471.7	471.7	998.6
08/01/2013 19:00	462	415.1	530.5	530.5	945.6
08/01/2013 20:00	1050.2	945.8	505.4	505.4	1451.2
08/01/2013 21:00	797.3	717.2	332.1	332.1	1049.3
08/01/2013 22:00	203.6	183.7	327.2	327.2	510.9
08/01/2013 23:00	232.3	209.5	375.2	375.2	584.7
08/02/2013 00:00	334.7	301.2	373	373	674.2
08/02/2013 01:00	241.2	217.6	362.6	362.6	580.2
08/02/2013 02:00	249.1	224.3	333.7	333.7	558
08/02/2013 03:00	264.4	238.3	346.3	346.3	584.6
08/02/2013 04:00	291	262.4	371.3	371.3	633.7
08/02/2013 05:00	394.5	354.5	371.5	371.5	726
08/02/2013 06:00	714.3	643.3	348.6	348.6	991.9
08/02/2013 07:00	757.9	681.7	468.8	468.8	1150.5
08/02/2013 08:00	971.4	874.1	483.6	483.6	1357.7
08/02/2013 09:00	1144.3	1030.6	492.2	492.2	1522.8
08/02/2013 10:00	917.3	825.1	382.8	382.8	1207.9
08/02/2013 11:00	1310	1179.8	450.8	450.8	1630.6
08/02/2013 12:00	740.3	666.3	550.4	550.4	1216.7
08/02/2013 13:00	1242.1	1118.6	659.9	659.9	1778.5
08/02/2013 14:00	870.4	784.1	532.2	532.2	1316.3
08/02/2013 15:00	807.2	726.8	354.1	354.1	1080.9

	Unit 1 (Part 75 Data)	Unit 1 (Part 60 Data)	Unit 2 (Part 75 Data)	Unit 2 (Part 60 Data)	Units 1&2 Combined
	SO2_LbPerHr	SO2_P60_LbPerHr	SO2_LbPerHr	SO2_P60_LbPerHr	(Part 60 Data)
	1H	1H	1H	1H	
Time	Value	Value	Value	Value	
08/02/2013 16:00	839.5	756	353	353	1109
08/02/2013 17:00	800	719.9	458	458	1177.9
08/02/2013 18:00	628	564.9	441.5	441.5	1006.4
08/02/2013 19:00	644.7	580.2	479.9	479.9	1060.1
08/02/2013 20:00	577.6	520.2	475.7	475.7	995.9
08/02/2013 21:00	515.6	463.7	366.4	366.4	830.1
08/02/2013 22:00	351.9	317.3	333.5	333.5	650.8
08/02/2013 23:00	251.9	226.7	403.5	403.5	630.2
08/03/2013 00:00	296	266.5	373.1	373.1	639.6
08/03/2013 01:00	240.6	216.6	392.9	392.9	609.5
08/03/2013 02:00	257.6	232.3	405.2	405.2	637.5
08/03/2013 03:00	248.3	223.1	366.5	366.5	589.6
08/03/2013 04:00	240.7	216.9	345.8	345.8	562.7
08/03/2013 05:00	249.5	224.5	354.3	354.3	578.8
08/03/2013 06:00	270.5	243.6	350.6	350.6	594.2
08/03/2013 07:00	302.3	271.7	369.8	369.8	641.5
08/03/2013 08:00	386.6	348.1	424.6	424.6	772.7
08/03/2013 09:00	507.9	457.5	428.5	428.5	886
08/03/2013 10:00	528.7	476.3	455.1	455.1	931.4
08/03/2013 11:00	495.6	446.5	419.4	419.4	865.9
08/03/2013 12:00	575.9	518.1	433.6	433.6	951.7
08/03/2013 13:00	472.6	425.7	401.5	401.5	827.2
08/03/2013 14:00	533.9	480.2	453.5	453.5	933.7
08/03/2013 15:00	816.2	734.8	429.7	429.7	1164.5
08/03/2013 16:00	690.5	621.3	417.4	417.4	1038.7
08/03/2013 17:00	646.8	582.8	452	452	1034.8
08/03/2013 18:00	781.3	703.3	435	435	1138.3
08/03/2013 19:00	685.5	617	391.1	391.1	1008.1
08/03/2013 20:00	571.1	513.7	443.1	443.1	956.8
08/03/2013 21:00	300.6	270.1	346.3	346.3	616.4
08/03/2013 22:00	250.6	225	327.1	327.1	552.1
08/03/2013 23:00	248.2	223	336.4	336.4	559.4
08/04/2013 00:00	242.2	218.5	423.1	423.1	641.6
08/04/2013 01:00	239.3	215.5	292.1	292.1	507.6
08/04/2013 02:00	233.3	209.6	320.7	320.7	530.3
08/04/2013 03:00	266.3	239.9	340.9	340.9	580.8
08/04/2013 04:00	277.6	250	321.3	321.3	571.3
08/04/2013 05:00	259.9	233.6	322.4	322.4	556
08/04/2013 06:00	248.1	223.1	328.7	328.7	551.8
08/04/2013 07:00	251.2	226.4	334.7	334.7	561.1
08/04/2013 08:00	262.2	235.8	329.2	329.2	565
08/04/2013 09:00	298.8	269.3	362.4	362.4	631.7
08/04/2013 10:00	365.9	328.9	381.5	381.5	710.4
08/04/2013 11:00	522.2	470.1	442.3	442.3	912.4
08/04/2013 12:00	539	485.7	416.4	416.4	902.1
08/04/2013 13:00	529	476.7	390	390	866.7
08/04/2013 14:00	537.6	483.3	438.4	438.4	921.7
08/04/2013 15:00	615.4	554	479.8	479.8	1033.8
08/04/2013 16:00	613.6	551.9	412.2	412.2	964.1
08/04/2013 17:00	560.5	504.8	401.6	401.6	906.4
08/04/2013 18:00	431.9	388.6	339.3	339.3	727.9
08/04/2013 19:00	301.4	271.5	405.6	405.6	677.1
08/04/2013 20:00	358.5	322	430.8	430.8	752.8
08/04/2013 21:00	335.3	302.2	214.9	214.9	517.1
08/04/2013 22:00	297.8	268.6	79.6	79.6	348.2
08/04/2013 23:00	284.3	255.5	0	0	255.5
08/05/2013 00:00	284.5	255.7	0	0	255.7
08/05/2013 01:00	278.1	250.6	0	0	250.6
08/05/2013 02:00	257.8	231.7	0	0	231.7
08/05/2013 03:00	246.6	221.8	0	0	221.8
08/05/2013 04:00	303.3	273.5	0	0	273.5
08/05/2013 05:00	430.5	387.7	0	0	387.7
08/05/2013 06:00	437.3	394.1	0	0	394.1
08/05/2013 07:00	401.2	360.6	0	0	360.6
08/05/2013 08:00	556.8	500.6	0	0	500.6

	Unit 1 (Part 75 Data)	Unit 1 (Part 60 Data)	Unit 2 (Part 75 Data)	Unit 2 (Part 60 Data)	Units 1&2 Combined
	SO2_LbPerHr	SO2_P60_LbPerHr	SO2_LbPerHr	SO2_P60_LbPerHr	(Part 60 Data)
	1H	1H	1H	1H	
Time	Value	Value	Value	Value	
08/05/2013 09:00	690.5	621.8	0	0	621.8
08/05/2013 10:00	874.7	787.3	0	0	787.3
08/05/2013 11:00	1019.7	917.7	0	0	917.7
08/05/2013 12:00	812.1	731.2	0	0	731.2
08/05/2013 13:00	941.8	847.1	0	0	847.1
08/05/2013 14:00	1103.2	993.1	0	0	993.1
08/05/2013 15:00	1074.4	967.7	0	0	967.7
08/05/2013 16:00	911.2	820.1	0	0	820.1
08/05/2013 17:00	866.3	780.2	0	0	780.2
08/05/2013 18:00	713.5	642.8	0	0	642.8
08/05/2013 19:00	932	838.4	0	0	838.4
08/05/2013 20:00	778.8	700.9	0	0	700.9
08/05/2013 21:00	529.7	476.3	0	0	476.3
08/05/2013 22:00	394.3	355.1	0	0	355.1
08/05/2013 23:00	312.2	281.5	0	0	281.5
08/06/2013 00:00	300.8	270.6	0	0	270.6
08/06/2013 01:00	287.6	259	0	0	259
08/06/2013 02:00	287.2	258.6	0	0	258.6
08/06/2013 03:00	277.6	250.2	0	0	250.2
08/06/2013 04:00	314.4	283.2	0	0	283.2
08/06/2013 05:00	361	324.6	0	0	324.6
08/06/2013 06:00	312.8	281.2	0	0	281.2
08/06/2013 07:00	364.8	327.8	0	0	327.8
08/06/2013 08:00	439.4	395.9	0	0	395.9
08/06/2013 09:00	618.6	557.2	0	0	557.2
08/06/2013 10:00	720.5	648.7	0	0	648.7
08/06/2013 11:00	731.5	658.2	0	0	658.2
08/06/2013 12:00	917.6	826.5	0	0	826.5
08/06/2013 13:00	763	687.5	0	0	687.5
08/06/2013 14:00	541.2	487.5	0	0	487.5
08/06/2013 15:00	580.8	523.3	0	0	523.3
08/06/2013 16:00	551.3	495.8	0	0	495.8
08/06/2013 17:00	618.5	556.9	0	0	556.9
08/06/2013 18:00	548.4	493.5	0	0	493.5
08/06/2013 19:00	592.4	533.7	0	0	533.7
08/06/2013 20:00	609.2	548.4	0	0	548.4
08/06/2013 21:00	461.7	415	0	0	415
08/06/2013 22:00	356.2	320.7	0	0	320.7
08/06/2013 23:00	251.7	226.2	0	0	226.2
08/07/2013 00:00	239.8	215.4	0	0	215.4
08/07/2013 01:00	224.7	201.9	0	0	201.9
08/07/2013 02:00	221.7	200.1	0	0	200.1
08/07/2013 03:00	218.6	197	0	0	197
08/07/2013 04:00	254.8	229.6	0	0	229.6
08/07/2013 05:00	271.5	244.5	0	0	244.5
08/07/2013 06:00	284.2	255.5	0	0	255.5
08/07/2013 07:00	376.4	339.1	0	0	339.1
08/07/2013 08:00	473.7	426.8	0	0	426.8
08/07/2013 09:00	552.8	497	0	0	497
08/07/2013 10:00	614.3	553.4	0	0	553.4
08/07/2013 11:00	614.3	552.3	0	0	552.3
08/07/2013 12:00	626	563.6	0	0	563.6
08/07/2013 13:00	617.5	555.1	0	0	555.1
08/07/2013 14:00	650.4	584.5	0	0	584.5
08/07/2013 15:00	620.4	558.6	0	0	558.6
08/07/2013 16:00	614.4	553.4	0	0	553.4
08/07/2013 17:00	648.1	583.3	0	0	583.3
08/07/2013 18:00	728.1	655.3	0	0	655.3
08/07/2013 19:00	921.2	828.5	0	0	828.5
08/07/2013 20:00	814.7	732.5	0	0	732.5
08/07/2013 21:00	562.9	507.2	0	0	507.2
08/07/2013 22:00	502	451.6	0	0	451.6
08/07/2013 23:00	561.3	505.3	0	0	505.3
08/08/2013 00:00	565.8	509.9	0	0	509.9
08/08/2013 01:00	575.5	517.9	0	0	517.9

	Unit 1 (Part 75 Data)	Unit 1 (Part 60 Data)	Unit 2 (Part 75 Data)	Unit 2 (Part 60 Data)	Units 1&2 Combined
	SO2_LbPerHr	SO2_P60_LbPerHr	SO2_LbPerHr	SO2_P60_LbPerHr	(Part 60 Data)
	1H	1H	1H	1H	
Time	Value	Value	Value	Value	
08/08/2013 02:00	569.1	512.8	0	0	512.8
08/08/2013 03:00	576.3	518.3	0	0	518.3
08/08/2013 04:00	572.2	514.3	0	0	514.3
08/08/2013 05:00	532.2	478.3	0	0	478.3
08/08/2013 06:00	740.6	666.4	0	0	666.4
08/08/2013 07:00	867	779.5	0	0	779.5
08/08/2013 08:00	710.4	639	0	0	639
08/08/2013 09:00	567.7	510.1	0	0	510.1
08/08/2013 10:00	798.8	719.3	0	0	719.3
08/08/2013 11:00	588.7	529	0	0	529
08/08/2013 12:00	576.7	519.3	0	0	519.3
08/08/2013 13:00	647.2	576.3	0	0	576.3
08/08/2013 14:00	593.7	527.6	0	0	527.6
08/08/2013 15:00	652.3	579.6	0	0	579.6
08/08/2013 16:00	601.7	535.3	0	0	535.3
08/08/2013 17:00	675.1	600	0	0	600
08/08/2013 18:00	739.8	657.9	0	0	657.9
08/08/2013 19:00	974	866.4	0	0	866.4
08/08/2013 20:00	916.2	814.4	0	0	814.4
08/08/2013 21:00	688.6	611.6	0	0	611.6
08/08/2013 22:00	608.7	541	0	0	541
08/08/2013 23:00	461.2	410	0	0	410
08/09/2013 00:00	393.4	349.7	0	0	349.7
08/09/2013 01:00	320.1	285	0	0	285
08/09/2013 02:00	217.7	193	0	0	193
08/09/2013 03:00	247.3	220.1	0	0	220.1
08/09/2013 04:00	377.7	335.9	0	0	335.9
08/09/2013 05:00	547.5	486.4	0	0	486.4
08/09/2013 06:00	507.9	451.2	0	0	451.2
08/09/2013 07:00	601.9	535.6	0	0	535.6
08/09/2013 08:00	573.2	510.1	0	0	510.1
08/09/2013 09:00	760.3	675.9	0	0	675.9
08/09/2013 10:00	733.2	652.9	0	0	652.9
08/09/2013 11:00	540.8	480.9	0	0	480.9
08/09/2013 12:00	694.5	618.5	0	0	618.5
08/09/2013 13:00	667.5	594	0	0	594
08/09/2013 14:00	626.1	557.2	0	0	557.2
08/09/2013 15:00	666.7	592.9	0	0	592.9
08/09/2013 16:00	635.7	564.5	0	0	564.5
08/09/2013 17:00	657.9	584.2	0	0	584.2
08/09/2013 18:00	647.9	576.6	0	0	576.6
08/09/2013 19:00	684	608.1	0	0	608.1
08/09/2013 20:00	627.1	558.3	0	0	558.3
08/09/2013 21:00	491.7	436.5	0	0	436.5
08/09/2013 22:00	618.1	550.2	0	0	550.2
08/09/2013 23:00	429.2	382.2	0	0	382.2
08/10/2013 00:00	466.7	414.9	0	0	414.9
08/10/2013 01:00	423.3	377.1	0	0	377.1
08/10/2013 02:00	372.2	331.3	0	0	331.3
08/10/2013 03:00	257.1	229.1	0	0	229.1
08/10/2013 04:00	235	208.5	0	0	208.5
08/10/2013 05:00	282.9	251.4	0	0	251.4
08/10/2013 06:00	273.6	243.8	0	0	243.8
08/10/2013 07:00	293.7	261.3	0	0	261.3
08/10/2013 08:00	496.4	441.9	0	0	441.9
08/10/2013 09:00	598.4	532.5	0	0	532.5
08/10/2013 10:00	515.9	458.8	0	0	458.8
08/10/2013 11:00	615.5	547.4	0	0	547.4
08/10/2013 12:00	575.6	511.3	0	0	511.3
08/10/2013 13:00	686.6	609.8	0	0	609.8
08/10/2013 14:00	517.7	460.6	0	0	460.6
08/10/2013 15:00	716.7	637.6	0	0	637.6
08/10/2013 16:00	593.5	528	0	0	528
08/10/2013 17:00	643.5	573.1	0	0	573.1
08/10/2013 18:00	599.3	533.8	0	0	533.8

	Unit 1 (Part 75 Data)	Unit 1 (Part 60 Data)	Unit 2 (Part 75 Data)	Unit 2 (Part 60 Data)	Units 1&2 Combined
	SO2_LbPerHr	SO2_P60_LbPerHr	SO2_LbPerHr	SO2_P60_LbPerHr	(Part 60 Data)
	1H	1H	1H	1H	
Time	Value	Value	Value	Value	
08/10/2013 19:00	616.4	548.8	0	0	548.8
08/10/2013 20:00	642.3	570.6	0	0	570.6
08/10/2013 21:00	470.6	419.1	0	0	419.1
08/10/2013 22:00	585.6	520.6	0	0	520.6
08/10/2013 23:00	426.6	379.1	0	0	379.1
08/11/2013 00:00	389.3	346.4	0	0	346.4
08/11/2013 01:00	359.9	319.9	0	0	319.9
08/11/2013 02:00	224.3	199.6	0	0	199.6
08/11/2013 03:00	210.6	187.7	0	0	187.7
08/11/2013 04:00	204	181.1	0	0	181.1
08/11/2013 05:00	218	193.6	0	0	193.6
08/11/2013 06:00	220.7	196.3	0	0	196.3
08/11/2013 07:00	325.4	289.1	0	0	289.1
08/11/2013 08:00	363.4	322.7	0	0	322.7
08/11/2013 09:00	359.2	319.9	0	0	319.9
08/11/2013 10:00	575	511	0	0	511
08/11/2013 11:00	611.8	544.6	0	0	544.6
08/11/2013 12:00	584.2	520.3	0	0	520.3
08/11/2013 13:00	610.6	543.8	0	0	543.8
08/11/2013 14:00	602.1	534.7	0	0	534.7
08/11/2013 15:00	631	561.1	0	0	561.1
08/11/2013 16:00	634.2	563.8	0	0	563.8
08/11/2013 17:00	624.6	556.3	0	0	556.3
08/11/2013 18:00	636.4	565.7	0	0	565.7
08/11/2013 19:00	640.1	568.9	0	0	568.9
08/11/2013 20:00	584	519.4	2.3	2.3	521.7
08/11/2013 21:00	541.3	481	0	0	481
08/11/2013 22:00	535.2	476.5	0	0	476.5
08/11/2013 23:00	534.6	474.9	0	0	474.9
08/12/2013 00:00	535	475.2	0	0	475.2
08/12/2013 01:00	519.8	461.9	0.8	0.8	462.7
08/12/2013 02:00	523.4	465.4	2.4	2.4	467.8
08/12/2013 03:00	540.3	480.6	3.1	3.1	483.7
08/12/2013 04:00	497.6	442.7	32	32	474.7
08/12/2013 05:00	596.2	530.4	46.6	46.6	577
08/12/2013 06:00	502.1	446	69	69	515
08/12/2013 07:00	512.4	456.2	53.3	53.3	509.5
08/12/2013 08:00	558.7	497.5	16	16	513.5
08/12/2013 09:00	552.5	491.1	63.1	63.1	554.2
08/12/2013 10:00	577.4	513.3	42.1	42.1	555.4
08/12/2013 11:00	550.6	489	38.7	38.7	527.7
08/12/2013 12:00	574.2	511.3	123.4	123.4	634.7
08/12/2013 13:00	583.2	518.1	139.7	139.7	657.8
08/12/2013 14:00	613.7	545.6	227.8	227.8	773.4
08/12/2013 15:00	777.1	691.7	304.5	304.5	996.2
08/12/2013 16:00	616.5	547.9	345.4	345.4	893.3
08/12/2013 17:00	727.1	646.8	454.9	454.9	1101.7
08/12/2013 18:00	708.1	630.2	461.9	461.9	1092.1
08/12/2013 19:00	657.9	584.5	463.6	463.6	1048.1
08/12/2013 20:00	684.6	608.6	461.7	461.7	1070.3
08/12/2013 21:00	496.6	441.3	352.1	352.1	793.4
08/12/2013 22:00	562.9	500.5	277.4	277.4	777.9
08/12/2013 23:00	524.1	465.9	305.1	305.1	771
08/13/2013 00:00	348.1	310.1	185.7	185.7	495.8
08/13/2013 01:00	276	246	116.9	116.9	362.9
08/13/2013 02:00	265.2	235.7	122.2	122.2	357.9
08/13/2013 03:00	294.1	261.6	112.1	112.1	373.7
08/13/2013 04:00	356.6	317.6	135.6	135.6	453.2
08/13/2013 05:00	520.1	462.4	240.3	240.3	702.7
08/13/2013 06:00	547.5	486.3	373.1	373.1	859.4
08/13/2013 07:00	582	518.1	427.7	427.7	945.8
08/13/2013 08:00	611.5	544.2	510.2	510.2	1054.4
08/13/2013 09:00	702.1	623.6	513.2	513.2	1136.8
08/13/2013 10:00	667.6	594.6	527.6	527.6	1122.2
08/13/2013 11:00	693.9	618	528.5	528.5	1146.5

	Unit 1 (Part 75 Data)	Unit 1 (Part 60 Data)	Unit 2 (Part 75 Data)	Unit 2 (Part 60 Data)	Units 1&2 Combined
	SO2_LbPerHr	SO2_P60_LbPerHr	SO2_LbPerHr	SO2_P60_LbPerHr	(Part 60 Data)
	1H	1H	1H	1H	
Time	Value	Value	Value	Value	
08/13/2013 12:00	656.9	583.4	516.5	516.5	1099.9
08/13/2013 13:00	670.3	596.7	473.6	473.6	1070.3
08/13/2013 14:00	701.3	623.1	493.3	493.3	1116.4
08/13/2013 15:00	615.8	548.3	488.7	488.7	1037
08/13/2013 16:00	619.3	551.1	359.9	359.9	911
08/13/2013 17:00	557.4	495.9	380.8	380.8	876.7
08/13/2013 18:00	523.3	464.8	375.1	375.1	839.9
08/13/2013 19:00	533	474.4	415.7	415.7	890.1
08/13/2013 20:00	480.6	427.5	395	395	822.5
08/13/2013 21:00	437.1	388.8	245.2	245.2	634
08/13/2013 22:00	351.4	313.1	262.5	262.5	575.6
08/13/2013 23:00	278.4	247.7	364.8	364.8	612.5
08/14/2013 00:00	283.8	251.9	315.6	315.6	567.5
08/14/2013 01:00	277.2	246.7	291	291	537.7
08/14/2013 02:00	257.1	228.3	306	306	534.3
08/14/2013 03:00	259	230.1	301.2	301.2	531.3
08/14/2013 04:00	263.3	234.2	301.8	301.8	536
08/14/2013 05:00	365.7	325.8	377.7	377.7	703.5
08/14/2013 06:00	378.5	337.1	314.4	314.4	651.5
08/14/2013 07:00	383.8	340.7	360.3	360.3	701
08/14/2013 08:00	374.5	333	389.2	389.2	722.2
08/14/2013 09:00	390.1	346.8	504.5	504.5	851.3
08/14/2013 10:00	519.5	462	604.9	604.9	1066.9
08/14/2013 11:00	466.2	415.3	668.7	668.7	1084
08/14/2013 12:00	472.1	419.6	642.2	642.2	1061.8
08/14/2013 13:00	491	436.5	575.9	575.9	1012.4
08/14/2013 14:00	484	430.9	499.1	499.1	930
08/14/2013 15:00	516.8	459.6	478	478	937.6
08/14/2013 16:00	560.2	498.4	465.9	465.9	964.3
08/14/2013 17:00	578.6	514.9	481.8	481.8	996.7
08/14/2013 18:00	530.2	471.9	468.6	468.6	940.5
08/14/2013 19:00	535.9	476.6	343	343	819.6
08/14/2013 20:00	439.6	390.8	276.5	276.5	667.3
08/14/2013 21:00	422.4	376.1	257.8	257.8	633.9
08/14/2013 22:00	370.8	329.9	293.5	293.5	623.4
08/14/2013 23:00	290.6	258.1	293.9	293.9	552
08/15/2013 00:00	274.9	243.9	250.7	250.7	494.6
08/15/2013 01:00	291.6	259.1	261.1	261.1	520.2
08/15/2013 02:00	271.5	242	250.3	250.3	492.3
08/15/2013 03:00	303.2	269.1	257.1	257.1	526.2
08/15/2013 04:00	303.9	269.7	254.6	254.6	524.3
08/15/2013 05:00	343.8	306.3	296.1	296.1	602.4
08/15/2013 06:00	427.3	379.5	311.8	311.8	691.3
08/15/2013 07:00	435.3	387.2	297.6	297.6	684.8
08/15/2013 08:00	486.9	432.7	281	281	713.7
08/15/2013 09:00	503.3	448.2	348.6	348.6	796.8
08/15/2013 10:00	500.6	444.5	345.6	345.6	790.1
08/15/2013 11:00	478.8	426	268.2	268.2	694.2
08/15/2013 12:00	523.5	465.3	295.5	295.5	760.8
08/15/2013 13:00	514.4	458	335.2	335.2	793.2
08/15/2013 14:00	504.7	448.4	340.7	340.7	789.1
08/15/2013 15:00	529	470.3	302	302	772.3
08/15/2013 16:00	493.4	438.5	315.1	315.1	753.6
08/15/2013 17:00	513.2	456.6	324.4	324.4	781
08/15/2013 18:00	490.3	435.8	283.8	283.8	719.6
08/15/2013 19:00	477.8	425.4	354.4	354.4	779.8
08/15/2013 20:00	433.7	385.1	364.7	364.7	749.8
08/15/2013 21:00	392.1	348.2	135.6	135.6	483.8
08/15/2013 22:00	349.9	311.6	207.8	207.8	519.4
08/15/2013 23:00	263.8	234	339.5	339.5	573.5
08/16/2013 00:00	271	241.2	256.3	256.3	497.5
08/16/2013 01:00	263.4	233.7	251.9	251.9	485.6
08/16/2013 02:00	265.5	235.7	261.1	261.1	496.8
08/16/2013 03:00	283.3	251.8	288.9	288.9	540.7
08/16/2013 04:00	286.1	254.6	278.1	278.1	532.7

	Unit 1 (Part 75 Data)	Unit 1 (Part 60 Data)	Unit 2 (Part 75 Data)	Unit 2 (Part 60 Data)	Units 1&2 Combined
	SO2_LbPerHr	SO2_P60_LbPerHr	SO2_LbPerHr	SO2_P60_LbPerHr	(Part 60 Data)
	1H	1H	1H	1H	
Time	Value	Value	Value	Value	
08/16/2013 05:00	347.6	309.7	359.1	359.1	668.8
08/16/2013 06:00	376.7	335	342.4	342.4	677.4
08/16/2013 07:00	415.8	370.1	317.3	317.3	687.4
08/16/2013 08:00	527.6	469.5	473.9	473.9	943.4
08/16/2013 09:00	522.2	464.4	437.2	437.2	901.6
08/16/2013 10:00	590.1	524.7	428.9	428.9	953.6
08/16/2013 11:00	565.2	502.3	471.1	471.1	973.4
08/16/2013 12:00	744.4	662.2	636.6	636.6	1298.8
08/16/2013 13:00	589.7	524.9	602.3	602.3	1127.2
08/16/2013 14:00	645.8	574.9	531.3	531.3	1106.2
08/16/2013 15:00	692.4	615.4	467.4	467.4	1082.8
08/16/2013 16:00	732	650.2	702.9	702.9	1353.1
08/16/2013 17:00	496.6	440.9	707	707	1147.9
08/16/2013 18:00	571.1	508.4	332.7	332.7	841.1
08/16/2013 19:00	560.6	498.1	343.1	343.1	841.2
08/16/2013 20:00	494.5	439.1	410.3	410.3	849.4
08/16/2013 21:00	487.4	433.4	319.8	319.8	753.2
08/16/2013 22:00	360.5	321.2	264.6	264.6	585.8
08/16/2013 23:00	345.6	307	376.3	376.3	683.3
08/17/2013 00:00	336.3	299.4	323.1	323.1	622.5
08/17/2013 01:00	328.9	292	310.6	310.6	602.6
08/17/2013 02:00	340.5	303.2	313.8	313.8	617
08/17/2013 03:00	330.1	293	304.1	304.1	597.1
08/17/2013 04:00	324.8	289	322.4	322.4	611.4
08/17/2013 05:00	324.2	288.3	315.9	315.9	604.2
08/17/2013 06:00	312.8	278.6	319.4	319.4	598
08/17/2013 07:00	317	282.5	351.2	351.2	633.7
08/17/2013 08:00	414.6	368.9	369.1	369.1	738
08/17/2013 09:00	507.8	451	335.9	335.9	786.9
08/17/2013 10:00	495.1	440	458.1	458.1	898.1
08/17/2013 11:00	555.1	494	481	481	975
08/17/2013 12:00	552.5	492.1	415.9	415.9	908
08/17/2013 13:00	546.4	485.6	398.7	398.7	884.3
08/17/2013 14:00	573.8	510.1	435	435	945.1
08/17/2013 15:00	655.8	582.5	375	375	957.5
08/17/2013 16:00	606.8	539.9	478.7	478.7	1018.6
08/17/2013 17:00	634.6	564	337	337	901
08/17/2013 18:00	506	449.8	381.3	381.3	831.1
08/17/2013 19:00	693	615.7	542.7	542.7	1158.4
08/17/2013 20:00	443.1	393.9	454.7	454.7	848.6
08/17/2013 21:00	474.9	422.6	307.5	307.5	730.1
08/17/2013 22:00	516.7	459.4	397.1	397.1	856.5
08/17/2013 23:00	444.6	395.7	332.5	332.5	728.2
08/18/2013 00:00	349.9	310.8	477	477	787.8
08/18/2013 01:00	335.1	297.9	425.9	425.9	723.8
08/18/2013 02:00	341.6	304.2	311.9	311.9	616.1
08/18/2013 03:00	347.5	308.6	318.7	318.7	627.3
08/18/2013 04:00	338.6	301.1	314.7	314.7	615.8
08/18/2013 05:00	335	297.7	327.4	327.4	625.1
08/18/2013 06:00	328.9	293.1	318	318	611.1
08/18/2013 07:00	321.7	285.9	327.6	327.6	613.5
08/18/2013 08:00	411.7	366.7	321.9	321.9	688.6
08/18/2013 09:00	452.5	402.1	361.1	361.1	763.2
08/18/2013 10:00	471.1	418.8	374.7	374.7	793.5
08/18/2013 11:00	536.4	477.5	434.3	434.3	911.8
08/18/2013 12:00	520.7	462.6	372.8	372.8	835.4
08/18/2013 13:00	526.9	467.9	389	389	856.9
08/18/2013 14:00	518.9	461.8	388.9	388.9	850.7
08/18/2013 15:00	535.5	476.3	421.8	421.8	898.1
08/18/2013 16:00	564	501.2	428.6	428.6	929.8
08/18/2013 17:00	550.5	490.3	467.2	467.2	957.5
08/18/2013 18:00	634.1	563.4	428.1	428.1	991.5
08/18/2013 19:00	635.6	565.1	555.2	555.2	1120.3
08/18/2013 20:00	549.3	488.1	473.3	473.3	961.4
08/18/2013 21:00	527.3	469.6	283	283	752.6

	Unit 1 (Part 75 Data)	Unit 1 (Part 60 Data)	Unit 2 (Part 75 Data)	Unit 2 (Part 60 Data)	Units 1&2 Combined
	SO2_LbPerHr	SO2_P60_LbPerHr	SO2_LbPerHr	SO2_P60_LbPerHr	(Part 60 Data)
	1H	1H	1H	1H	
Time	Value	Value	Value	Value	
08/18/2013 22:00	447.9	397.7	245.3	245.3	643
08/18/2013 23:00	347.8	309.7	268.9	268.9	578.6
08/19/2013 00:00	297.5	264.6	423.9	423.9	688.5
08/19/2013 01:00	296.8	264	318.9	318.9	582.9
08/19/2013 02:00	298.1	265.2	302.4	302.4	567.6
08/19/2013 03:00	313.6	278.9	356.9	356.9	635.8
08/19/2013 04:00	427.2	379.3	463.3	463.3	842.6
08/19/2013 05:00	504.4	448.9	425.3	425.3	874.2
08/19/2013 06:00	486.8	433	329.5	329.5	762.5
08/19/2013 07:00	541.7	482.1	498.3	498.3	980.4
08/19/2013 08:00	471.5	419.3	402.1	402.1	821.4
08/19/2013 09:00	588.4	523.8	456.5	456.5	980.3
08/19/2013 10:00	674.8	600.3	613.1	613.1	1213.4
08/19/2013 11:00	733.3	652.4	693.7	693.7	1346.1
08/19/2013 12:00	651.3	579.2	627.2	627.2	1206.4
08/19/2013 13:00	772.3	686.4	618.1	618.1	1304.5
08/19/2013 14:00	717.7	638.7	600.6	600.6	1239.3
08/19/2013 15:00	747.5	664.4	576.3	576.3	1240.7
08/19/2013 16:00	728.9	648	588.3	588.3	1236.3
08/19/2013 17:00	700.1	621.8	592.2	592.2	1214
08/19/2013 18:00	743.2	661.8	558.4	558.4	1220.2
08/19/2013 19:00	717.3	638.2	540.4	540.4	1178.6
08/19/2013 20:00	634.3	563.5	469.3	469.3	1032.8
08/19/2013 21:00	575.8	511.9	265	265	776.9
08/19/2013 22:00	477.4	424.7	198.7	198.7	623.4
08/19/2013 23:00	416.7	370.8	283.1	283.1	653.9
08/20/2013 00:00	297.4	264.4	393.4	393.4	657.8
08/20/2013 01:00	298.6	265.5	315.5	315.5	581
08/20/2013 02:00	295.7	262.7	305.3	305.3	568
08/20/2013 03:00	271.6	241.6	321.2	321.2	562.8
08/20/2013 04:00	284.2	252.2	316.3	316.3	568.5
08/20/2013 05:00	392	348.8	392.7	392.7	741.5
08/20/2013 06:00	410.3	364.4	287.3	287.3	651.7
08/20/2013 07:00	403.1	358.3	345.6	345.6	703.9
08/20/2013 08:00	528.8	470.6	409.6	409.6	880.2
08/20/2013 09:00	545.1	485	464.3	464.3	949.3
08/20/2013 10:00	837.6	744.8	490.4	490.4	1235.2
08/20/2013 11:00	871.2	774.4	515.1	515.1	1289.5
08/20/2013 12:00	889	790.6	561	561	1351.6
08/20/2013 13:00	783.7	697.5	527.5	527.5	1225
08/20/2013 14:00	740.9	658.1	480.1	480.1	1138.2
08/20/2013 15:00	440.4	391.1	464.6	464.6	855.7
08/20/2013 16:00	527.4	469.2	480.2	480.2	949.4
08/20/2013 17:00	553.6	493.2	507.9	507.9	1001.1
08/20/2013 18:00	508.4	452.6	518	518	970.6
08/20/2013 19:00	499.8	443.8	500.7	500.7	944.5
08/20/2013 20:00	479.5	426	488.5	488.5	914.5
08/20/2013 21:00	421.1	374.7	353.1	353.1	727.8
08/20/2013 22:00	368.4	327.8	255.5	255.5	583.3
08/20/2013 23:00	371.4	330	287.3	287.3	617.3
08/21/2013 00:00	329.1	292.3	401.5	401.5	693.8
08/21/2013 01:00	301.8	268.5	285.5	285.5	554
08/21/2013 02:00	316.3	281.4	316.8	316.8	598.2
08/21/2013 03:00	298.4	265.3	318.9	318.9	584.2
08/21/2013 04:00	362.2	322.5	371.1	371.1	693.6
08/21/2013 05:00	473.4	420.4	386.6	386.6	807
08/21/2013 06:00	438.7	389.5	296.7	296.7	686.2
08/21/2013 07:00	476.7	424.6	396.5	396.5	821.1
08/21/2013 08:00	537.2	478.1	557.6	557.6	1035.7
08/21/2013 09:00	419.2	373	452.2	452.2	825.2
08/21/2013 10:00	442	392.4	462.6	462.6	855
08/21/2013 11:00	766.4	681.4	538.5	538.5	1219.9
08/21/2013 12:00	689.2	613.7	578.8	578.8	1192.5
08/21/2013 13:00	654.2	581.8	368.5	368.5	950.3
08/21/2013 14:00	415	368.5	188.8	188.8	557.3

	Unit 1 (Part 75 Data)	Unit 1 (Part 60 Data)	Unit 2 (Part 75 Data)	Unit 2 (Part 60 Data)	Units 1&2 Combined
	SO2_LbPerHr	SO2_P60_LbPerHr	SO2_LbPerHr	SO2_P60_LbPerHr	(Part 60 Data)
	1H	1H	1H	1H	
Time	Value	Value	Value	Value	
08/21/2013 15:00	636.4	566.1	274.2	274.2	840.3
08/21/2013 16:00	749.8	667	746.9	746.9	1413.9
08/21/2013 17:00	549.4	488.8	852.3	852.3	1341.1
08/21/2013 18:00	677.5	602.8	664.2	664.2	1267
08/21/2013 19:00	666.3	591.9	590	590	1181.9
08/21/2013 20:00	587.3	522.3	539.4	539.4	1061.7
08/21/2013 21:00	482.9	430	361.6	361.6	791.6
08/21/2013 22:00	560.2	498	243.8	243.8	741.8
08/21/2013 23:00	390.2	347.3	187.1	187.1	534.4
08/22/2013 00:00	419.5	373.1	378.3	378.3	751.4
08/22/2013 01:00	390.9	347.9	378.7	378.7	726.6
08/22/2013 02:00	396.6	352.3	312.2	312.2	664.5
08/22/2013 03:00	226	200.5	329.9	329.9	530.4
08/22/2013 04:00	235.6	209.2	376.7	376.7	585.9
08/22/2013 05:00	381.1	339	405.3	405.3	744.3
08/22/2013 06:00	483.6	429.4	479.8	479.8	909.2
08/22/2013 07:00	393.9	350.4	338.3	338.3	688.7
08/22/2013 08:00	228.5	202.6	4166.3	4166.3	4368.9
08/22/2013 09:00	239.2	213.3	9860.9	9860.9	10074.2
08/22/2013 10:00	248.7	221.4	638.8	638.8	860.2
08/22/2013 11:00	259.2	230	8993.1	8993.1	9223.1
08/22/2013 12:00	259.5	230.3	3437.2	3437.2	3667.5
08/22/2013 13:00	324.4	288.5	700.2	700.2	988.7
08/22/2013 14:00	519.7	462.4	546.9	546.9	1009.3
08/22/2013 15:00	638.7	567.9	496	496	1063.9
08/22/2013 16:00	565.7	502.5	467.4	467.4	969.9
08/22/2013 17:00	494.8	440.2	347.6	347.6	787.8
08/22/2013 18:00	515.4	459.1	343.8	343.8	802.9
08/22/2013 19:00	577.1	513.6	597.2	597.2	1110.8
08/22/2013 20:00	512.1	455.8	596.2	596.2	1052
08/22/2013 21:00	527.4	469	311	311	780
08/22/2013 22:00	406.4	361.2	178.1	178.1	539.3
08/22/2013 23:00	340.7	303.3	188.9	188.9	492.2
08/23/2013 00:00	290.8	258.6	389.4	389.4	648
08/23/2013 01:00	285.9	254	334.7	334.7	588.7
08/23/2013 02:00	289.9	257.8	290.9	290.9	548.7
08/23/2013 03:00	282	251.2	326	326	577.2
08/23/2013 04:00	380.6	338.4	381.9	381.9	720.3
08/23/2013 05:00	467.2	416	309.7	309.7	725.7
08/23/2013 06:00	443	393.8	323.2	323.2	717
08/23/2013 07:00	467.8	415.4	342.6	342.6	758
08/23/2013 08:00	445	395.6	337.8	337.8	733.4
08/23/2013 09:00	428.4	380.7	268	268	648.7
08/23/2013 10:00	423	375.9	250.6	250.6	626.5
08/23/2013 11:00	429.2	382.1	241.3	241.3	623.4
08/23/2013 12:00	427.8	380.7	243.8	243.8	624.5
08/23/2013 13:00	446.9	397.9	253.4	253.4	651.3
08/23/2013 14:00	460	409.4	300.5	300.5	709.9
08/23/2013 15:00	590.7	525.8	640.7	640.7	1166.5
08/23/2013 16:00	630.8	561	1027.6	1027.6	1588.6
08/23/2013 17:00	522.7	464.5	825.8	825.8	1290.3
08/23/2013 18:00	542.9	482.8	399.6	399.6	882.4
08/23/2013 19:00	568.1	504.7	255.8	255.8	760.5
08/23/2013 20:00	507.4	451.4	302.5	302.5	753.9
08/23/2013 21:00	417.2	371.3	345	345	716.3
08/23/2013 22:00	355.7	316.3	365.5	365.5	681.8
08/23/2013 23:00	336.4	298.6	311.8	311.8	610.4
08/24/2013 00:00	384.5	342.6	347.4	347.4	690
08/24/2013 01:00	435.8	387.1	315.4	315.4	702.5
08/24/2013 02:00	275.2	245.3	316.9	316.9	562.2
08/24/2013 03:00	174.5	155.3	325.6	325.6	480.9
08/24/2013 04:00	0	0	324.4	324.4	324.4
08/24/2013 05:00	0	0	318.9	318.9	318.9
08/24/2013 06:00	0	0	308.1	308.1	308.1
08/24/2013 07:00	0	0	340.8	340.8	340.8

	Unit 1 (Part 75 Data)	Unit 1 (Part 60 Data)	Unit 2 (Part 75 Data)	Unit 2 (Part 60 Data)	Units 1&2 Combined
	SO2_LbPerHr	SO2_P60_LbPerHr	SO2_LbPerHr	SO2_P60_LbPerHr	(Part 60 Data)
	1H	1H	1H	1H	
Time	Value	Value	Value	Value	
08/24/2013 08:00	0	0	503.4	503.4	503.4
08/24/2013 09:00	0	0	419.1	419.1	419.1
08/24/2013 10:00	0	0	432.7	432.7	432.7
08/24/2013 11:00	0	0	516.3	516.3	516.3
08/24/2013 12:00	0	0	541.4	541.4	541.4
08/24/2013 13:00	0	0	502.9	502.9	502.9
08/24/2013 14:00	0	0	525.5	525.5	525.5
08/24/2013 15:00	0	0	504.3	504.3	504.3
08/24/2013 16:00	0	0	454.2	454.2	454.2
08/24/2013 17:00	0	0	347.9	347.9	347.9
08/24/2013 18:00	0	0	267.5	267.5	267.5
08/24/2013 19:00	0	0	460.5	460.5	460.5
08/24/2013 20:00	0	0	432	432	432
08/24/2013 21:00	0	0	281.1	281.1	281.1
08/24/2013 22:00	0	0	267.6	267.6	267.6
08/24/2013 23:00	0	0	333.4	333.4	333.4
08/25/2013 00:00	0	0	310.8	310.8	310.8
08/25/2013 01:00	0	0	294.3	294.3	294.3
08/25/2013 02:00	0	0	297.3	297.3	297.3
08/25/2013 03:00	0	0	489.4	489.4	489.4
08/25/2013 04:00	0	0	440	440	440
08/25/2013 05:00	0	0	298.5	298.5	298.5
08/25/2013 06:00	0	0	417.4	417.4	417.4
08/25/2013 07:00	19040.7	0	443.5	443.5	443.5
08/25/2013 08:00	0	0	443.1	443.1	443.1
08/25/2013 09:00	1.4	1.4	426.5	426.5	427.9
08/25/2013 10:00	2.2	2.1	419.4	419.4	421.5
08/25/2013 11:00	4.3	3.5	420.8	420.8	424.3
08/25/2013 12:00	9.3	8.4	390.1	390.1	398.5
08/25/2013 13:00	16.3	14.7	398.1	398.1	412.8
08/25/2013 14:00	109	97.2	437.1	437.1	534.3
08/25/2013 15:00	125.1	111.4	443.6	443.6	555
08/25/2013 16:00	160	142	352.9	352.9	494.9
08/25/2013 17:00	666.2	592.6	351.9	351.9	944.5
08/25/2013 18:00	2837.3	2523.3	350.7	350.7	2874
08/25/2013 19:00	605.8	538.9	534.1	534.1	1073
08/25/2013 20:00	357.3	318.2	354.3	354.3	672.5
08/25/2013 21:00	369.1	327.8	279.8	279.8	607.6
08/25/2013 22:00	465	414	285.5	285.5	699.5
08/25/2013 23:00	325.7	289.3	320.1	320.1	609.4
08/26/2013 00:00	411	365.2	317.3	317.3	682.5
08/26/2013 01:00	393.1	349.3	317.6	317.6	666.9
08/26/2013 02:00	374.3	332.3	320.1	320.1	652.4
08/26/2013 03:00	375.1	333	329.1	329.1	662.1
08/26/2013 04:00	396.7	353.1	325.9	325.9	679
08/26/2013 05:00	457.8	406.7	399.7	399.7	806.4
08/26/2013 06:00	425.4	377.9	332.9	332.9	710.8
08/26/2013 07:00	459.1	408.9	345.2	345.2	754.1
08/26/2013 08:00	471.4	419.2	381.7	381.7	800.9
08/26/2013 09:00	490.7	436.7	386.5	386.5	823.2
08/26/2013 10:00	539.3	478.9	516.8	516.8	995.7
08/26/2013 11:00	580.2	516.7	458.8	458.8	975.5
08/26/2013 12:00	699.6	622.2	540.9	540.9	1163.1
08/26/2013 13:00	634	564.5	299.1	299.1	863.6
08/26/2013 14:00	793.7	705.2	338.2	338.2	1043.4
08/26/2013 15:00	711.3	632.2	494.7	494.7	1126.9
08/26/2013 16:00	709.5	630.7	472.9	472.9	1103.6
08/26/2013 17:00	717.1	637.8	425.4	425.4	1063.2
08/26/2013 18:00	691.9	614.8	500	500	1114.8
08/26/2013 19:00	894	794.4	537.1	537.1	1331.5
08/26/2013 20:00	626.2	557.3	435.8	435.8	993.1
08/26/2013 21:00	526.3	468.7	291.2	291.2	759.9
08/26/2013 22:00	508.1	451.6	188.5	188.5	640.1
08/26/2013 23:00	471	418.3	236.1	236.1	654.4
08/27/2013 00:00	434.5	386.7	409.2	409.2	795.9

	Unit 1 (Part 75 Data)	Unit 1 (Part 60 Data)	Unit 2 (Part 75 Data)	Unit 2 (Part 60 Data)	Units 1&2 Combined
	SO2_LbPerHr	SO2_P60_LbPerHr	SO2_LbPerHr	SO2_P60_LbPerHr	(Part 60 Data)
	1H	1H	1H	1H	
Time	Value	Value	Value	Value	
08/27/2013 01:00	440.2	390.9	312.1	312.1	703
08/27/2013 02:00	419.5	373.2	298.5	298.5	671.7
08/27/2013 03:00	401.7	357.1	319.1	319.1	676.2
08/27/2013 04:00	392.2	349.1	312.9	312.9	662
08/27/2013 05:00	409.4	363.8	461.2	461.2	825
08/27/2013 06:00	487.7	433.4	315.5	315.5	748.9
08/27/2013 07:00	421.4	375	315.8	315.8	690.8
08/27/2013 08:00	604.1	537.9	472.8	472.8	1010.7
08/27/2013 09:00	565.9	503.4	464.3	464.3	967.7
08/27/2013 10:00	590.2	525.3	425	425	950.3
08/27/2013 11:00	668	593.9	440.6	440.6	1034.5
08/27/2013 12:00	748.2	664.8	648.7	648.7	1313.5
08/27/2013 13:00	607.9	540.8	577.2	577.2	1118
08/27/2013 14:00	797.2	709.6	471.7	471.7	1181.3
08/27/2013 15:00	656.2	583.5	373.8	373.8	957.3
08/27/2013 16:00	656.4	584	444.3	444.3	1028.3
08/27/2013 17:00	761.5	677.5	617.6	617.6	1295.1
08/27/2013 18:00	624.7	554.9	600	600	1154.9
08/27/2013 19:00	674.5	600.1	476.7	476.7	1076.8
08/27/2013 20:00	618.3	549.8	445.1	445.1	994.9
08/27/2013 21:00	480	427.1	287.7	287.7	714.8
08/27/2013 22:00	565.3	503.4	240.5	240.5	743.9
08/27/2013 23:00	369.6	328.1	293.2	293.2	621.3
08/28/2013 00:00	422.8	376	364.7	364.7	740.7
08/28/2013 01:00	420.3	373.3	322.7	322.7	696
08/28/2013 02:00	418.4	371.7	293.9	293.9	665.6
08/28/2013 03:00	404.5	359.2	313.1	313.1	672.3
08/28/2013 04:00	424.1	376.9	413.5	413.5	790.4
08/28/2013 05:00	539.4	479.8	372.5	372.5	852.3
08/28/2013 06:00	671	597.3	533.6	533.6	1130.9
08/28/2013 07:00	503.4	447.8	375.1	375.1	822.9
08/28/2013 08:00	666.6	593.2	491	491	1084.2
08/28/2013 09:00	607.6	540.7	520	520	1060.7
08/28/2013 10:00	542.8	482	551.6	551.6	1033.6
08/28/2013 11:00	696.9	620	569.6	569.6	1189.6
08/28/2013 12:00	626	556.2	487	487	1043.2
08/28/2013 13:00	639.4	568.8	478.2	478.2	1047
08/28/2013 14:00	573.8	510.8	490.4	490.4	1001.2
08/28/2013 15:00	733.1	652.4	551.9	551.9	1204.3
08/28/2013 16:00	593.9	527.3	569	569	1096.3
08/28/2013 17:00	684.1	608.6	546.5	546.5	1155.1
08/28/2013 18:00	643.2	572.1	533.4	533.4	1105.5
08/28/2013 19:00	669.8	595.8	407.7	407.7	1003.5
08/28/2013 20:00	529.3	470.8	372.5	372.5	843.3
08/28/2013 21:00	475.7	423.4	263.3	263.3	686.7
08/28/2013 22:00	456.4	405.3	337.5	337.5	742.8
08/28/2013 23:00	372	330.5	330.4	330.4	660.9
08/29/2013 00:00	285	253.8	237.5	237.5	491.3
08/29/2013 01:00	320.5	284.4	212.7	212.7	497.1
08/29/2013 02:00	306.6	272.1	237.2	237.2	509.3
08/29/2013 03:00	290.9	259.3	239.4	239.4	498.7
08/29/2013 04:00	315.9	280.8	262.8	262.8	543.6
08/29/2013 05:00	392.3	349.5	444.9	444.9	794.4
08/29/2013 06:00	677	602.2	406.5	406.5	1008.7
08/29/2013 07:00	659.1	586.8	403.7	403.7	990.5
08/29/2013 08:00	717.1	638	347.9	347.9	985.9
08/29/2013 09:00	652.3	579.9	608.8	608.8	1188.7
08/29/2013 10:00	757	673	528.4	528.4	1201.4
08/29/2013 11:00	684.9	610	583.6	583.6	1193.6
08/29/2013 12:00	657.1	584.6	584.7	584.7	1169.3
08/29/2013 13:00	728.8	647.3	546.4	546.4	1193.7
08/29/2013 14:00	720.6	641.5	502	502	1143.5
08/29/2013 15:00	643.4	571.7	482.1	482.1	1053.8
08/29/2013 16:00	734.3	653	480.5	480.5	1133.5
08/29/2013 17:00	695.4	617.6	483.4	483.4	1101

	Unit 1 (Part 75 Data)	Unit 1 (Part 60 Data)	Unit 2 (Part 75 Data)	Unit 2 (Part 60 Data)	Units 1&2 Combined
	SO2_LbPerHr	SO2_P60_LbPerHr	SO2_LbPerHr	SO2_P60_LbPerHr	(Part 60 Data)
	1H	1H	1H	1H	
Time	Value	Value	Value	Value	
08/29/2013 18:00	604.2	537.7	527.2	527.2	1064.9
08/29/2013 19:00	677.2	602.3	599.2	599.2	1201.5
08/29/2013 20:00	636.4	565.8	493.4	493.4	1059.2
08/29/2013 21:00	575.4	512.5	348.9	348.9	861.4
08/29/2013 22:00	610.8	542.4	318.1	318.1	860.5
08/29/2013 23:00	604.9	538.5	367.9	367.9	906.4
08/30/2013 00:00	577.1	512.9	257	257	769.9
08/30/2013 01:00	596.6	530	327.6	327.6	857.6
08/30/2013 02:00	605.5	538.8	318	318	856.8
08/30/2013 03:00	579.6	515.3	315.1	315.1	830.4
08/30/2013 04:00	602.5	536	395.5	395.5	931.5
08/30/2013 05:00	601.4	535	411.2	411.2	946.2
08/30/2013 06:00	606.8	540.3	331.1	331.1	871.4
08/30/2013 07:00	601.9	535.3	389.6	389.6	924.9
08/30/2013 08:00	698.2	621.2	406.4	406.4	1027.6
08/30/2013 09:00	562.9	501.4	598	598	1099.4
08/30/2013 10:00	671.1	596.2	392.6	392.6	988.8
08/30/2013 11:00	664	591.1	503.3	503.3	1094.4
08/30/2013 12:00	668.1	594.4	604.6	604.6	1199
08/30/2013 13:00	681.8	605.7	488.7	488.7	1094.4
08/30/2013 14:00	671.9	597.9	421.3	421.3	1019.2
08/30/2013 15:00	679.9	604.3	550.2	550.2	1154.5
08/30/2013 16:00	696.4	618.7	838.4	838.4	1457.1
08/30/2013 17:00	703.5	625.3	730	730	1355.3
08/30/2013 18:00	658.7	584.9	611.4	611.4	1196.3
08/30/2013 19:00	668.1	594.2	536.2	536.2	1130.4
08/30/2013 20:00	649.1	576.4	348.7	348.7	925.1
08/30/2013 21:00	497.8	442	380.7	380.7	822.7
08/30/2013 22:00	512.5	456.1	456.1	456.1	912.2
08/30/2013 23:00	346.9	308.2	418.5	418.5	726.7
08/31/2013 00:00	343.3	305.4	268.8	268.8	574.2
08/31/2013 01:00	385.7	342.7	245.5	245.5	588.2
08/31/2013 02:00	393.4	350.3	222.6	222.6	572.9
08/31/2013 03:00	400.1	356.4	215.2	215.2	571.6
08/31/2013 04:00	248.9	220.8	211.4	211.4	432.2
08/31/2013 05:00	366.1	325.3	204.5	204.5	529.8
08/31/2013 06:00	429.4	382.3	195.7	195.7	578
08/31/2013 07:00	477.2	424.2	321.6	321.6	745.8
08/31/2013 08:00	624	554.8	365.6	365.6	920.4
08/31/2013 09:00	679.9	604.3	344.8	344.8	949.1
08/31/2013 10:00	616	547.8	401.7	401.7	949.5
08/31/2013 11:00	695.6	618.6	375.2	375.2	993.8
08/31/2013 12:00	669.6	594.7	349.3	349.3	944
08/31/2013 13:00	659.8	586.7	342.2	342.2	928.9
08/31/2013 14:00	680	605	320	320	925
08/31/2013 15:00	705.7	628.4	315.1	315.1	943.5
08/31/2013 16:00	727.5	646.6	316.3	316.3	962.9
08/31/2013 17:00	673.4	598.9	317.8	317.8	916.7
08/31/2013 18:00	738.7	657.7	358.4	358.4	1016.1
08/31/2013 19:00	685.2	609.7	429.4	429.4	1039.1
08/31/2013 20:00	687.3	611.6	372.1	372.1	983.7
08/31/2013 21:00	586.6	521.5	332.8	332.8	854.3
08/31/2013 22:00	566.9	503.7	253.1	253.1	756.8
08/31/2013 23:00	511.7	454.7	259	259	713.7
09/01/2013 00:00	469.8	418.3	392.8	392.8	811.1
09/01/2013 01:00	437.5	388.7	240.1	240.1	628.8
09/01/2013 02:00	449.6	399.5	174.9	174.9	574.4
09/01/2013 03:00	343.2	305	234.7	234.7	539.7
09/01/2013 04:00	311.9	276.9	217.4	217.4	494.3
09/01/2013 05:00	314.3	279.3	209.5	209.5	488.8
09/01/2013 06:00	306.6	273.1	226.8	226.8	499.9
09/01/2013 07:00	418.1	371.2	300.6	300.6	671.8
09/01/2013 08:00	555	493.8	275.8	275.8	769.6
09/01/2013 09:00	696.1	618.5	325.3	325.3	943.8
09/01/2013 10:00	703.7	625.8	338.7	338.7	964.5

	Unit 1 (Part 75 Data)	Unit 1 (Part 60 Data)	Unit 2 (Part 75 Data)	Unit 2 (Part 60 Data)	Units 1&2 Combined
	SO2_LbPerHr	SO2_P60_LbPerHr	SO2_LbPerHr	SO2_P60_LbPerHr	(Part 60 Data)
	1H	1H	1H	1H	
Time	Value	Value	Value	Value	
09/01/2013 11:00	710.2	632.4	418.7	418.7	1051.1
09/01/2013 12:00	701.1	623.7	319.6	319.6	943.3
09/01/2013 13:00	665.3	592.2	250.4	250.4	842.6
09/01/2013 14:00	648.3	577.3	232.9	232.9	810.2
09/01/2013 15:00	676.6	602.1	322.1	322.1	924.2
09/01/2013 16:00	646.6	575.4	383	383	958.4
09/01/2013 17:00	637.5	567.3	304.2	304.2	871.5
09/01/2013 18:00	423.3	376	295.6	295.6	671.6
09/01/2013 19:00	563.9	501.1	362.5	362.5	863.6
09/01/2013 20:00	751.1	668.5	698	698	1366.5
09/01/2013 21:00	441.9	393.3	567.5	567.5	960.8
09/01/2013 22:00	405	360.2	351.5	351.5	711.7
09/01/2013 23:00	326.8	291.2	266.9	266.9	558.1
09/02/2013 00:00	262.5	233.8	219.5	219.5	453.3
09/02/2013 01:00	266.9	236.8	217.8	217.8	454.6
09/02/2013 02:00	264	235.4	239.9	239.9	475.3
09/02/2013 03:00	270.6	240.5	243.9	243.9	484.4
09/02/2013 04:00	257.7	229.2	229.6	229.6	458.8
09/02/2013 05:00	261.8	233.1	226.5	226.5	459.6
09/02/2013 06:00	253.4	224.9	220.5	220.5	445.4
09/02/2013 07:00	309.3	274.5	250.7	250.7	525.2
09/02/2013 08:00	669.4	595.2	316.5	316.5	911.7
09/02/2013 09:00	796	707.4	306.4	306.4	1013.8
09/02/2013 10:00	1041.6	925.7	373.6	373.6	1299.3
09/02/2013 11:00	936.9	833.9	386.5	386.5	1220.4
09/02/2013 12:00	530.8	472.8	210.5	210.5	683.3
09/02/2013 13:00	665.3	592.2	186.7	186.7	778.9
09/02/2013 14:00	749.5	666	411.4	411.4	1077.4
09/02/2013 15:00	787.3	699.7	450.7	450.7	1150.4
09/02/2013 16:00	873.5	776.1	232.2	232.2	1008.3
09/02/2013 17:00	832.2	740.3	239.8	239.8	980.1
09/02/2013 18:00	578	513.3	304.5	304.5	817.8
09/02/2013 19:00	670.3	596.5	352.7	352.7	949.2
09/02/2013 20:00	556.6	494.9	268.8	268.8	763.7
09/02/2013 21:00	604.4	536.8	215.8	215.8	752.6
09/02/2013 22:00	537.1	477.3	205.2	205.2	682.5
09/02/2013 23:00	429.7	381.7	284.3	284.3	666
09/03/2013 00:00	280.8	249.7	217.6	217.6	467.3
09/03/2013 01:00	287.3	255	224.3	224.3	479.3
09/03/2013 02:00	261	232.4	230.8	230.8	463.2
09/03/2013 03:00	278.9	248.7	233.7	233.7	482.4
09/03/2013 04:00	301.5	267.5	229.3	229.3	496.8
09/03/2013 05:00	525	467.6	286.4	286.4	754
09/03/2013 06:00	728.4	648.3	275.9	275.9	924.2
09/03/2013 07:00	1100.7	978.5	369.9	369.9	1348.4
09/03/2013 08:00	438.5	390.3	253.8	253.8	644.1
09/03/2013 09:00	727.5	647	214.2	214.2	861.2
09/03/2013 10:00	480.8	427.2	209.5	209.5	636.7
09/03/2013 11:00	399.2	355.7	312.2	312.2	667.9
09/03/2013 12:00	397.7	354.2	277.2	277.2	631.4
09/03/2013 13:00	447.8	398.4	254.4	254.4	652.8
09/03/2013 14:00	329.8	293	233	233	526
09/03/2013 15:00	284.7	252.5	211.9	211.9	464.4
09/03/2013 16:00	230.9	204.9	280.8	280.8	485.7
09/03/2013 17:00	244.9	217.2	346.6	346.6	563.8
09/03/2013 18:00	263.1	234.5	252.3	252.3	486.8
09/03/2013 19:00	366.3	325.1	280.6	280.6	605.7
09/03/2013 20:00	357.4	317.8	244.6	244.6	562.4
09/03/2013 21:00	294.2	261.5	163.2	163.2	424.7
09/03/2013 22:00	199.7	177.6	249.6	249.6	427.2
09/03/2013 23:00	233	207.9	241.5	241.5	449.4
09/04/2013 00:00	198	176.4	203.6	203.6	380
09/04/2013 01:00	233.6	207.2	220.2	220.2	427.4
09/04/2013 02:00	224.8	200	218.3	218.3	418.3
09/04/2013 03:00	205.5	182.2	219.4	219.4	401.6

	Unit 1 (Part 75 Data)	Unit 1 (Part 60 Data)	Unit 2 (Part 75 Data)	Unit 2 (Part 60 Data)	Units 1&2 Combined
	SO2_LbPerHr	SO2_P60_LbPerHr	SO2_LbPerHr	SO2_P60_LbPerHr	(Part 60 Data)
	1H	1H	1H	1H	
Time	Value	Value	Value	Value	
09/04/2013 04:00	284	252.9	217.8	217.8	470.7
09/04/2013 05:00	295.6	263.2	263.7	263.7	526.9
09/04/2013 06:00	599.4	533.7	223.4	223.4	757.1
09/04/2013 07:00	297.4	265	252.6	252.6	517.6
09/04/2013 08:00	474.2	422.2	237	237	659.2
09/04/2013 09:00	710.2	631.7	289.2	289.2	920.9
09/04/2013 10:00	632.2	562.7	221.2	221.2	783.9
09/04/2013 11:00	713.8	635.6	365.1	365.1	1000.7
09/04/2013 12:00	695.7	619.4	399.2	399.2	1018.6
09/04/2013 13:00	1073.9	955.2	442.5	442.5	1397.7
09/04/2013 14:00	873.1	775.9	382.8	382.8	1158.7
09/04/2013 15:00	904.6	805.1	213.4	213.4	1018.5
09/04/2013 16:00	803.1	713.6	217.8	217.8	931.4
09/04/2013 17:00	844.3	750	299.8	299.8	1049.8
09/04/2013 18:00	793.2	705.4	369.7	369.7	1075.1
09/04/2013 19:00	625.1	556.7	333.8	333.8	890.5
09/04/2013 20:00	548.9	487.8	369.5	369.5	857.3
09/04/2013 21:00	275.2	244.8	269	269	513.8
09/04/2013 22:00	232.6	207.5	253.5	253.5	461
09/04/2013 23:00	193.5	171.8	251.8	251.8	423.6
09/05/2013 00:00	211	187.7	230.9	230.9	418.6
09/05/2013 01:00	220.4	195.5	193.4	193.4	388.9
09/05/2013 02:00	221.5	196.7	259.5	259.5	456.2
09/05/2013 03:00	228	203.1	225.5	225.5	428.6
09/05/2013 04:00	221.1	196.2	198.9	198.9	395.1
09/05/2013 05:00	269.5	239.7	259.7	259.7	499.4
09/05/2013 06:00	300.1	266.5	325.2	325.2	591.7
09/05/2013 07:00	310.2	275.7	161.3	161.3	437
09/05/2013 08:00	298.6	264.9	151.5	151.5	416.4
09/05/2013 09:00	420.3	373.5	360	360	733.5
09/05/2013 10:00	402.8	357.9	299.4	299.4	657.3
09/05/2013 11:00	516.9	459.1	286.8	286.8	745.9
09/05/2013 12:00	728.8	648.5	247.9	247.9	896.4
09/05/2013 13:00	835.3	743.7	458	458	1201.7
09/05/2013 14:00	777.5	690.8	446.5	446.5	1137.3
09/05/2013 15:00	835.4	743.8	377.5	377.5	1121.3
09/05/2013 16:00	829.6	738.4	328	328	1066.4
09/05/2013 17:00	803.7	715.4	339.5	339.5	1054.9
09/05/2013 18:00	644.4	572.9	235	235	807.9
09/05/2013 19:00	717.2	637.8	475.8	475.8	1113.6
09/05/2013 20:00	585.1	520.8	327.6	327.6	848.4
09/05/2013 21:00	388.2	345.1	164.6	164.6	509.7
09/05/2013 22:00	242.7	216.1	112.7	112.7	328.8
09/05/2013 23:00	180.8	160.9	174.6	174.6	335.5
09/06/2013 00:00	190.1	168.6	282.9	282.9	451.5
09/06/2013 01:00	197	175.4	231.4	231.4	406.8
09/06/2013 02:00	197.2	175.5	204.3	204.3	379.8
09/06/2013 03:00	196.5	174.9	213.4	213.4	388.3
09/06/2013 04:00	196.6	174.7	224.9	224.9	399.6
09/06/2013 05:00	265.4	235.5	273.1	273.1	508.6
09/06/2013 06:00	196.7	174.7	215	215	389.7
09/06/2013 07:00	222.9	198.8	291.3	291.3	490.1
09/06/2013 08:00	302.9	269.9	616.5	616.5	886.4
09/06/2013 09:00	564.2	502.1	560.6	560.6	1062.7
09/06/2013 10:00	576.1	512	469.8	469.8	981.8
09/06/2013 11:00	470	417.8	625.9	625.9	1043.7
09/06/2013 12:00	770.7	684.6	775.7	775.7	1460.3
09/06/2013 13:00	596.4	530.9	753.6	753.6	1284.5
09/06/2013 14:00	520.3	462.3	575.3	575.3	1037.6
09/06/2013 15:00	452.2	401.5	553.7	553.7	955.2
09/06/2013 16:00	367.1	326.9	690.7	690.7	1017.6
09/06/2013 17:00	376.4	334.4	530.8	530.8	865.2
09/06/2013 18:00	380.9	338.8	374.9	374.9	713.7
09/06/2013 19:00	353.5	315.1	549.3	549.3	864.4
09/06/2013 20:00	313.5	279.2	556.4	556.4	835.6

	Unit 1 (Part 75 Data)	Unit 1 (Part 60 Data)	Unit 2 (Part 75 Data)	Unit 2 (Part 60 Data)	Units 1&2 Combined
	SO2_LbPerHr	SO2_P60_LbPerHr	SO2_LbPerHr	SO2_P60_LbPerHr	(Part 60 Data)
	1H	1H	1H	1H	
Time	Value	Value	Value	Value	
09/06/2013 21:00	274.4	244.5	353	353	597.5
09/06/2013 22:00	232.7	207.5	374.3	374.3	581.8
09/06/2013 23:00	238	211.7	379.1	379.1	590.8
09/07/2013 00:00	282.4	250.8	405.3	405.3	656.1
09/07/2013 01:00	280.8	249.3	372.4	372.4	621.7
09/07/2013 02:00	278.3	246.9	367.3	367.3	614.2
09/07/2013 03:00	282.4	251.1	377.8	377.8	628.9
09/07/2013 04:00	284.2	252.7	350.1	350.1	602.8
09/07/2013 05:00	289.6	258.2	371.3	371.3	629.5
09/07/2013 06:00	535.5	476.2	368.1	368.1	844.3
09/07/2013 07:00	517.8	460.6	461.7	461.7	922.3
09/07/2013 08:00	657.6	584.8	536.4	536.4	1121.2
09/07/2013 09:00	287.2	255.4	395	395	650.4
09/07/2013 10:00	266.9	237.1	551.4	551.4	788.5
09/07/2013 11:00	736.4	655.6	422.8	422.8	1078.4
09/07/2013 12:00	640.7	570.5	448.5	448.5	1019
09/07/2013 13:00	602.6	535.7	721.2	721.2	1256.9
09/07/2013 14:00	628.5	559.5	681.8	681.8	1241.3
09/07/2013 15:00	701.5	623.9	560.2	560.2	1184.1
09/07/2013 16:00	661	588.3	405	405	993.3
09/07/2013 17:00	581	516.1	492.6	492.6	1008.7
09/07/2013 18:00	681.8	605.8	506.6	506.6	1112.4
09/07/2013 19:00	745.9	663.1	819.6	819.6	1482.7
09/07/2013 20:00	491.9	438.3	568.8	568.8	1007.1
09/07/2013 21:00	548.3	487.8	316.5	316.5	804.3
09/07/2013 22:00	451	401	257.2	257.2	658.2
09/07/2013 23:00	360.8	320.7	398.5	398.5	719.2
09/08/2013 00:00	277.8	247.6	448.2	448.2	695.8
09/08/2013 01:00	256.9	228.6	341	341	569.6
09/08/2013 02:00	265.3	235.3	405.1	405.1	640.4
09/08/2013 03:00	293.6	261.7	385.1	385.1	646.8
09/08/2013 04:00	263.5	235	373.5	373.5	608.5
09/08/2013 05:00	252.2	223.8	382.9	382.9	606.7
09/08/2013 06:00	258.1	229.7	382.7	382.7	612.4
09/08/2013 07:00	325	288.6	399.4	399.4	688
09/08/2013 08:00	380.9	339.2	485.1	485.1	824.3
09/08/2013 09:00	352.3	313.6	418.6	418.6	732.2
09/08/2013 10:00	315.9	281.2	446.9	446.9	728.1
09/08/2013 11:00	550.5	488.9	621	621	1109.9
09/08/2013 12:00	501.8	446.1	472	472	918.1
09/08/2013 13:00	469.2	417.1	370.9	370.9	788
09/08/2013 14:00	497.6	442.6	502.5	502.5	945.1
09/08/2013 15:00	577.8	514.6	737.7	737.7	1252.3
09/08/2013 16:00	524.2	466.3	493.4	493.4	959.7
09/08/2013 17:00	558.3	496.7	418.2	418.2	914.9
09/08/2013 18:00	624.5	554.6	533	533	1087.6
09/08/2013 19:00	595	528.3	750.6	750.6	1278.9
09/08/2013 20:00	538.7	479.1	344.2	344.2	823.3
09/08/2013 21:00	402.4	358.1	187.5	187.5	545.6
09/08/2013 22:00	269.5	239.2	430.6	430.6	669.8
09/08/2013 23:00	236.8	210.3	469.8	469.8	680.1
09/09/2013 00:00	233.8	207.3	365	365	572.3
09/09/2013 01:00	230.9	205.9	341.1	341.1	547
09/09/2013 02:00	224.8	199.9	381.8	381.8	581.7
09/09/2013 03:00	222.2	197.3	395.5	395.5	592.8
09/09/2013 04:00	289.2	257.7	461.5	461.5	719.2
09/09/2013 05:00	314.7	279.4	466.5	466.5	745.9
09/09/2013 06:00	302.4	269	480.8	480.8	749.8
09/09/2013 07:00	315.5	280.4	444.2	444.2	724.6
09/09/2013 08:00	384.6	342.5	479.8	479.8	822.3
09/09/2013 09:00	393.4	349.4	627.8	627.8	977.2
09/09/2013 10:00	417.9	371.7	763.1	763.1	1134.8
09/09/2013 11:00	448.4	398.4	899.6	899.6	1298
09/09/2013 12:00	436.4	388.3	842.3	842.3	1230.6
09/09/2013 13:00	431.5	383.4	784.7	784.7	1168.1

	Unit 1 (Part 75 Data)	Unit 1 (Part 60 Data)	Unit 2 (Part 75 Data)	Unit 2 (Part 60 Data)	Units 1&2 Combined
	SO2_LbPerHr	SO2_P60_LbPerHr	SO2_LbPerHr	SO2_P60_LbPerHr	(Part 60 Data)
	1H	1H	1H	1H	
Time	Value	Value	Value	Value	
09/09/2013 14:00	416	369.7	736.3	736.3	1106
09/09/2013 15:00	363.5	323.2	724.5	724.5	1047.7
09/09/2013 16:00	302.1	268.7	705.5	705.5	974.2
09/09/2013 17:00	303.6	270.3	729.6	729.6	999.9
09/09/2013 18:00	316.7	281.8	711.6	711.6	993.4
09/09/2013 19:00	382.1	340.4	653.6	653.6	994
09/09/2013 20:00	376.6	334.5	600.5	600.5	935
09/09/2013 21:00	376.7	334.6	567.6	567.6	902.2
09/09/2013 22:00	360.9	320.8	447.8	447.8	768.6
09/09/2013 23:00	403.9	359	286.1	286.1	645.1
09/10/2013 00:00	371	329.3	382.6	382.6	711.9
09/10/2013 01:00	324.1	288.2	535.6	535.6	823.8
09/10/2013 02:00	321	285.5	420	420	705.5
09/10/2013 03:00	330.4	294.4	361.2	361.2	655.6
09/10/2013 04:00	324.7	288.8	514.7	514.7	803.5
09/10/2013 05:00	324.5	288.6	554.8	554.8	843.4
09/10/2013 06:00	326.6	290.8	607.4	607.4	898.2
09/10/2013 07:00	340.1	302.5	535.1	535.1	837.6
09/10/2013 08:00	302.5	269.6	704.6	704.6	974.2
09/10/2013 09:00	366.5	325.5	719.6	719.6	1045.1
09/10/2013 10:00	366.6	325.6	728.6	728.6	1054.2
09/10/2013 11:00	354.5	315.1	718.6	718.6	1033.7
09/10/2013 12:00	399.1	354.7	735.9	735.9	1090.6
09/10/2013 13:00	420.6	374.5	734.9	734.9	1109.4
09/10/2013 14:00	422.6	376.4	677.9	677.9	1054.3
09/10/2013 15:00	422.5	376.2	272.4	272.4	648.6
09/10/2013 16:00	417.4	371.2	172.4	172.4	543.6
09/10/2013 17:00	339.5	301.6	437.8	437.8	739.4
09/10/2013 18:00	315	280.4	535.8	535.8	816.2
09/10/2013 19:00	234.7	208.6	447.5	447.5	656.1
09/10/2013 20:00	263.3	233.9	434.7	434.7	668.6
09/10/2013 21:00	307	272.4	449.1	449.1	721.5
09/10/2013 22:00	338.4	300.6	452.1	452.1	752.7
09/10/2013 23:00	350.6	311.2	502.9	502.9	814.1
09/11/2013 00:00	342.9	305.1	572.5	572.5	877.6
09/11/2013 01:00	331	294.8	434.9	434.9	729.7
09/11/2013 02:00	327.8	291.7	316.2	316.2	607.9
09/11/2013 03:00	432.2	384.3	459.3	459.3	843.6
09/11/2013 04:00	522.2	463.8	566	566	1029.8
09/11/2013 05:00	801.4	712	588.5	588.5	1300.5
09/11/2013 06:00	490.2	436.2	490.6	490.6	926.8
09/11/2013 07:00	584.5	520.6	297.4	297.4	818
09/11/2013 08:00	570	506.2	279.1	279.1	785.3
09/11/2013 09:00	614.9	547	350.4	350.4	897.4
09/11/2013 10:00	688.7	612.9	593.5	0	612.9
09/11/2013 11:00	507.7	452.1	557.4	0	452.1
09/11/2013 12:00	421.4	375.2	365.1	365.1	740.3
09/11/2013 13:00	502.6	446.6	400	400	846.6
09/11/2013 14:00	492.2	437.7	645.1	645.1	1082.8
09/11/2013 15:00	343.7	306.1	474.9	474.9	781
09/11/2013 16:00	263	233.9	348.1	348.1	582
09/11/2013 17:00	360.7	320	738.2	738.2	1058.2
09/11/2013 18:00	466.2	415.4	358.1	358.1	773.5
09/11/2013 19:00	417.6	371	317.4	317.4	688.4
09/11/2013 20:00	366.7	326.5	429.8	429.8	756.3
09/11/2013 21:00	423.9	377.2	469	469	846.2
09/11/2013 22:00	449.3	400.4	463	463	863.4
09/11/2013 23:00	467.3	415	519.1	519.1	934.1
09/12/2013 00:00	467.2	414.8	443.9	443.9	858.7
09/12/2013 01:00	487.5	434.2	397.8	397.8	832
09/12/2013 02:00	381.2	339.4	278.5	278.5	617.9
09/12/2013 03:00	342.1	304	476.6	476.6	780.6
09/12/2013 04:00	310.3	275.5	410.2	410.2	685.7
09/12/2013 05:00	437.8	389.2	526.8	526.8	916
09/12/2013 06:00	472.9	420.3	529.7	529.7	950

	Unit 1 (Part 75 Data)	Unit 1 (Part 60 Data)	Unit 2 (Part 75 Data)	Unit 2 (Part 60 Data)	Units 1&2 Combined
	SO2_LbPerHr	SO2_P60_LbPerHr	SO2_LbPerHr	SO2_P60_LbPerHr	(Part 60 Data)
	1H	1H	1H	1H	
Time	Value	Value	Value	Value	
09/12/2013 07:00	590.2	525.6	671	671	1196.6
09/12/2013 08:00	505.5	449.8	573.9	573.9	1023.7
09/12/2013 09:00	696.9	620.4	747.6	747.6	1368
09/12/2013 10:00	572	508.7	913.6	913.6	1422.3
09/12/2013 11:00	658.3	585.8	987.4	987.4	1573.2
09/12/2013 12:00	574.4	510.5	1018.2	1018.2	1528.7
09/12/2013 13:00	657.6	584.8	1044.8	1044.8	1629.6
09/12/2013 14:00	507	450.3	936.3	936.3	1386.6
09/12/2013 15:00	494	438.9	722	722	1160.9
09/12/2013 16:00	561.9	499.5	408.4	408.4	907.9
09/12/2013 17:00	464.3	412.2	306.1	306.1	718.3
09/12/2013 18:00	533.2	474	510.8	510.8	984.8
09/12/2013 19:00	554.6	493.6	613	613	1106.6
09/12/2013 20:00	384.6	342.6	386.8	386.8	729.4
09/12/2013 21:00	282.6	251.5	266.6	266.6	518.1
09/12/2013 22:00	377.9	335.6	335.6	335.6	671.2
09/12/2013 23:00	521.3	463.8	426.9	426.9	890.7
09/13/2013 00:00	233.3	207.9	438.3	438.3	646.2
09/13/2013 01:00	327.7	290.8	361.4	361.4	652.2
09/13/2013 02:00	313.9	278.7	350.8	350.8	629.5
09/13/2013 03:00	268.6	238.5	388.6	388.6	627.1
09/13/2013 04:00	335.9	299	427.7	427.7	726.7
09/13/2013 05:00	436.6	388	449.2	449.2	837.2
09/13/2013 06:00	251	222.7	408.8	408.8	631.5
09/13/2013 07:00	494.5	439.1	483.2	483.2	922.3
09/13/2013 08:00	600.5	533.5	552.2	552.2	1085.7
09/13/2013 09:00	559.4	497.8	507.2	507.2	1005
09/13/2013 10:00	634.6	563.6	502.4	502.4	1066
09/13/2013 11:00	636.1	566	337.5	337.5	903.5
09/13/2013 12:00	473.9	421.6	576.4	576.4	998
09/13/2013 13:00	623.6	555.1	325.1	325.1	880.2
09/13/2013 14:00	520.4	462.8	409.6	409.6	872.4
09/13/2013 15:00	450.3	400.2	439.4	439.4	839.6
09/13/2013 16:00	490.4	436.6	274.8	274.8	711.4
09/13/2013 17:00	300.9	268.1	241.1	241.1	509.2
09/13/2013 18:00	438.9	389.7	185	185	574.7
09/13/2013 19:00	393.9	349.9	287.8	287.8	637.7
09/13/2013 20:00	496.1	441.8	264.8	264.8	706.6
09/13/2013 21:00	477.9	424.6	360.7	360.7	785.3
09/13/2013 22:00	250.4	222.4	319.1	319.1	541.5
09/13/2013 23:00	282.5	251.3	301.2	301.2	552.5
09/14/2013 00:00	298	265.2	300.7	300.7	565.9
09/14/2013 01:00	249.1	221.2	309.2	309.2	530.4
09/14/2013 02:00	272.5	242.9	301.6	301.6	544.5
09/14/2013 03:00	267.9	238.4	323.1	323.1	561.5
09/14/2013 04:00	280.1	248.9	325	325	573.9
09/14/2013 05:00	318	282.8	318.6	318.6	601.4
09/14/2013 06:00	252.4	224.4	281.7	281.7	506.1
09/14/2013 07:00	415.1	368.6	300.2	300.2	668.8
09/14/2013 08:00	332.5	295.5	393.9	393.9	689.4
09/14/2013 09:00	369.5	328.8	323.2	323.2	652
09/14/2013 10:00	358.9	319.5	298.5	298.5	618
09/14/2013 11:00	351.8	312.7	315.1	315.1	627.8
09/14/2013 12:00	369.4	327.9	366.8	366.8	694.7
09/14/2013 13:00	345.1	306.9	335.4	335.4	642.3
09/14/2013 14:00	251.4	223.3	312.2	312.2	535.5
09/14/2013 15:00	376.1	334.2	331.5	331.5	665.7
09/14/2013 16:00	411.5	366.6	345.3	345.3	711.9
09/14/2013 17:00	333.7	296.2	315.2	315.2	611.4
09/14/2013 18:00	376.4	335	271.5	271.5	606.5
09/14/2013 19:00	458.1	407.4	398.4	398.4	805.8
09/14/2013 20:00	289.8	257.2	360.8	360.8	618
09/14/2013 21:00	335.1	297.9	239.8	239.8	537.7
09/14/2013 22:00	352.8	314.1	276.1	276.1	590.2
09/14/2013 23:00	323.3	287.9	304.1	304.1	592

	Unit 1 (Part 75 Data)	Unit 1 (Part 60 Data)	Unit 2 (Part 75 Data)	Unit 2 (Part 60 Data)	Units 1&2 Combined
	SO2_LbPerHr	SO2_P60_LbPerHr	SO2_LbPerHr	SO2_P60_LbPerHr	(Part 60 Data)
	1H	1H	1H	1H	
Time	Value	Value	Value	Value	
09/15/2013 00:00	329.9	292.9	304.8	304.8	597.7
09/15/2013 01:00	280.4	249.2	252.9	252.9	502.1
09/15/2013 02:00	308.7	274.4	191.7	191.7	466.1
09/15/2013 03:00	284.4	253.4	220.8	220.8	474.2
09/15/2013 04:00	292.8	260.2	232.5	232.5	492.7
09/15/2013 05:00	264.9	235.6	266	266	501.6
09/15/2013 06:00	256.2	228.4	271.3	271.3	499.7
09/15/2013 07:00	318.2	282.6	274.7	274.7	557.3
09/15/2013 08:00	264.6	235.2	250.2	250.2	485.4
09/15/2013 09:00	259.2	230.3	220.5	220.5	450.8
09/15/2013 10:00	269.1	239.3	231.8	231.8	471.1
09/15/2013 11:00	326.1	290.2	280.3	280.3	570.5
09/15/2013 12:00	263.2	233.4	341	341	574.4
09/15/2013 13:00	281.7	250.1	227.3	227.3	477.4
09/15/2013 14:00	304.5	271.1	250.6	250.6	521.7
09/15/2013 15:00	340.7	302.4	359.6	359.6	662
09/15/2013 16:00	287.4	256.2	303.1	303.1	559.3
09/15/2013 17:00	316.2	281.2	225.9	225.9	507.1
09/15/2013 18:00	285.6	254.6	240	240	494.6
09/15/2013 19:00	449.2	398.9	361.7	361.7	760.6
09/15/2013 20:00	283.3	251.9	389.2	389.2	641.1
09/15/2013 21:00	340.2	303	279.3	279.3	582.3
09/15/2013 22:00	256.6	228.4	354.3	354.3	582.7
09/15/2013 23:00	288.5	257	377.6	377.6	634.6
09/16/2013 00:00	250.4	222.4	321.6	321.6	544
09/16/2013 01:00	317	282.2	358.6	358.6	640.8
09/16/2013 02:00	312.5	277.6	385	385	662.6
09/16/2013 03:00	295.5	262.4	368.6	368.6	631
09/16/2013 04:00	347.4	308.3	370.3	370.3	678.6
09/16/2013 05:00	451.1	400.7	571.8	571.8	972.5
09/16/2013 06:00	417.2	370.9	614.4	614.4	985.3
09/16/2013 07:00	375.7	333.7	378.4	378.4	712.1
09/16/2013 08:00	338.4	300.2	420.8	420.8	721
09/16/2013 09:00	574.3	510.9	523.6	523.6	1034.5
09/16/2013 10:00	613.8	545.2	475.1	475.1	1020.3
09/16/2013 11:00	557	494.9	425.2	425.2	920.1
09/16/2013 12:00	645.3	574	390.9	390.9	964.9
09/16/2013 13:00	541.5	482	402.4	402.4	884.4
09/16/2013 14:00	406.8	361.2	309.3	309.3	670.5
09/16/2013 15:00	368.5	328.1	278.7	278.7	606.8
09/16/2013 16:00	296.2	264.2	281.5	281.5	545.7
09/16/2013 17:00	200.7	177.9	209.8	209.8	387.7
09/16/2013 18:00	212.9	188.9	237.7	237.7	426.6
09/16/2013 19:00	75	67.1	232.6	232.6	299.7
09/16/2013 20:00	26.3	22.7	145.4	145.4	168.1
09/16/2013 21:00	13.9	12.2	123.1	123.1	135.3
09/16/2013 22:00	8.9	7.3	65.3	65.3	72.6
09/16/2013 23:00	5.9	5.8	65.2	65.2	71
09/17/2013 00:00	10.3	8.7	63.7	63.7	72.4
09/17/2013 01:00	13.2	11.6	65	65	76.6
09/17/2013 02:00	16.2	14.5	70.5	70.5	85
09/17/2013 03:00	33.8	30.5	91.7	91.7	122.2
09/17/2013 04:00	58.4	51.6	168.2	168.2	219.8
09/17/2013 05:00	96.1	85.5	318.2	318.2	403.7
09/17/2013 06:00	175.2	155.2	324.2	324.2	479.4
09/17/2013 07:00	177.8	158.3	253.4	253.4	411.7
09/17/2013 08:00	200.9	178	339.3	339.3	517.3
09/17/2013 09:00	234	208.8	351.9	351.9	560.7
09/17/2013 10:00	381.5	339.3	369.8	369.8	709.1
09/17/2013 11:00	354.9	316.2	449	449	765.2
09/17/2013 12:00	378.7	337.4	441.2	441.2	778.6
09/17/2013 13:00	329.9	293.4	399.6	399.6	693
09/17/2013 14:00	307.4	272.7	276.2	276.2	548.9
09/17/2013 15:00	276.3	245.4	202.5	202.5	447.9
09/17/2013 16:00	201.4	179	301.7	301.7	480.7

	Unit 1 (Part 75 Data)	Unit 1 (Part 60 Data)	Unit 2 (Part 75 Data)	Unit 2 (Part 60 Data)	Units 1&2 Combined
	SO2_LbPerHr	SO2_P60_LbPerHr	SO2_LbPerHr	SO2_P60_LbPerHr	(Part 60 Data)
	1H	1H	1H	1H	
Time	Value	Value	Value	Value	
09/17/2013 17:00	74	66.1	405.9	405.9	472
09/17/2013 18:00	60.1	54	201	201	255
09/17/2013 19:00	80.5	72.2	221.3	221.3	293.5
09/17/2013 20:00	54.2	48.2	173.9	173.9	222.1
09/17/2013 21:00	28.2	24.6	140.5	140.5	165.1
09/17/2013 22:00	6	5.9	78.8	78.8	84.7
09/17/2013 23:00	4.5	4.4	48.2	48.2	52.6
09/18/2013 00:00	5.9	5.9	47.8	47.8	53.7
09/18/2013 01:00	10.3	8.7	67.5	67.5	76.2
09/18/2013 02:00	23.7	20.5	123.8	123.8	144.3
09/18/2013 03:00	90.2	80.4	219.8	219.8	300.2
09/18/2013 04:00	161.7	144.5	276.8	276.8	421.3
09/18/2013 05:00	315.4	280.5	363.2	363.2	643.7
09/18/2013 06:00	352.9	313.3	311	311	624.3
09/18/2013 07:00	365.8	325.5	255.9	255.9	581.4
09/18/2013 08:00	373.5	332.9	262.5	262.5	595.4
09/18/2013 09:00	288.8	256.1	400.1	400.1	656.2
09/18/2013 10:00	403.4	358	552.5	552.5	910.5
09/18/2013 11:00	388.2	346	482	482	828
09/18/2013 12:00	364.4	324.8	361.8	361.8	686.6
09/18/2013 13:00	336.7	299.2	223.9	223.9	523.1
09/18/2013 14:00	404.5	359.4	307.5	307.5	666.9
09/18/2013 15:00	327.4	291.2	463.1	463.1	754.3
09/18/2013 16:00	433.6	386.4	385.6	385.6	772
09/18/2013 17:00	190.3	169.5	478	478	647.5
09/18/2013 18:00	158.3	140	613.4	613.4	753.4
09/18/2013 19:00	120.4	106.7	678.9	678.9	785.6
09/18/2013 20:00	159.6	142.1	347.9	347.9	490
09/18/2013 21:00	140	124.5	170.7	170.7	295.2
09/18/2013 22:00	116.4	104	452.1	452.1	556.1
09/18/2013 23:00	107	95.3	442.6	442.6	537.9
09/19/2013 00:00	175.8	155.8	246.9	246.9	402.7
09/19/2013 01:00	221.3	196.3	210.5	210.5	406.8
09/19/2013 02:00	230.8	205.6	229.7	229.7	435.3
09/19/2013 03:00	275.7	245.2	312.6	312.6	557.8
09/19/2013 04:00	315.6	280.2	335.9	335.9	616.1
09/19/2013 05:00	482.4	428.3	454.4	454.4	882.7
09/19/2013 06:00	485.6	432.2	374.5	374.5	806.7
09/19/2013 07:00	431	382.9	331	331	713.9
09/19/2013 08:00	526.2	468.2	553.7	553.7	1021.9
09/19/2013 09:00	658.1	585	539.8	539.8	1124.8
09/19/2013 10:00	525.4	467.3	395.4	395.4	862.7
09/19/2013 11:00	613.7	546	390.8	390.8	936.8
09/19/2013 12:00	722	642.7	625.9	625.9	1268.6
09/19/2013 13:00	637.1	567.2	517.1	517.1	1084.3
09/19/2013 14:00	707	627.9	439.5	439.5	1067.4
09/19/2013 15:00	558.5	497.5	595.1	595.1	1092.6
09/19/2013 16:00	739.5	658.3	786.6	786.6	1444.9
09/19/2013 17:00	434	385.4	547.8	547.8	933.2
09/19/2013 18:00	900.2	800.2	729.8	729.8	1530
09/19/2013 19:00	592.5	527.6	1144.3	1144.3	1671.9
09/19/2013 20:00	327.1	290.1	760.5	760.5	1050.6
09/19/2013 21:00	553.6	493	343.3	343.3	836.3
09/19/2013 22:00	385.1	342.2	333.1	333.1	675.3
09/19/2013 23:00	323.9	288.1	400.2	400.2	688.3
09/20/2013 00:00	395.7	351.4	547.1	547.1	898.5
09/20/2013 01:00	386.8	344.2	419.6	419.6	763.8
09/20/2013 02:00	368.3	327.1	358	358	685.1
09/20/2013 03:00	511.8	454.7	479.3	479.3	934
09/20/2013 04:00	715.7	636.7	543.2	543.2	1179.9
09/20/2013 05:00	925.5	822.5	754.4	754.4	1576.9
09/20/2013 06:00	761.7	677.2	756.1	756.1	1433.3
09/20/2013 07:00	631.4	561	486.7	486.7	1047.7
09/20/2013 08:00	622	552.8	530.8	530.8	1083.6
09/20/2013 09:00	657.4	585.2	897.8	897.8	1483

	Unit 1 (Part 75 Data)	Unit 1 (Part 60 Data)	Unit 2 (Part 75 Data)	Unit 2 (Part 60 Data)	Units 1&2 Combined
	SO2_LbPerHr	SO2_P60_LbPerHr	SO2_LbPerHr	SO2_P60_LbPerHr	(Part 60 Data)
	1H	1H	1H	1H	
Time	Value	Value	Value	Value	
09/20/2013 10:00	764.1	678.7	1337.2	1337.2	2015.9
09/20/2013 11:00	721.1	641.7	1016.2	1016.2	1657.9
09/20/2013 12:00	787.5	701.2	862.5	862.5	1563.7
09/20/2013 13:00	740.3	658.1	796.4	796.4	1454.5
09/20/2013 14:00	875.4	777.7	961.5	961.5	1739.2
09/20/2013 15:00	719.5	640.7	730.7	730.7	1371.4
09/20/2013 16:00	773.7	688.3	821.8	821.8	1510.1
09/20/2013 17:00	561.4	498.7	1021.5	1021.5	1520.2
09/20/2013 18:00	743.7	660.8	1275.4	1275.4	1936.2
09/20/2013 19:00	669.9	595.4	2069.1	2069.1	2664.5
09/20/2013 20:00	568.8	505.1	2496.3	2496.3	3001.4
09/20/2013 21:00	571.2	508.1	1386	1386	1894.1
09/20/2013 22:00	659.7	586.3	655.8	655.8	1242.1
09/20/2013 23:00	536.2	477.5	397	397	874.5
09/21/2013 00:00	423.5	376.7	396.4	396.4	773.1
09/21/2013 01:00	338.1	300.1	483.5	483.5	783.6
09/21/2013 02:00	339.2	301.5	465.9	465.9	767.4
09/21/2013 03:00	349.6	310.3	463.6	463.6	773.9
09/21/2013 04:00	382.1	340.1	454.5	454.5	794.6
09/21/2013 05:00	401.5	357.1	513.4	513.4	870.5
09/21/2013 06:00	492.6	438.4	498.8	498.8	937.2
09/21/2013 07:00	618.4	550.4	606.7	606.7	1157.1
09/21/2013 08:00	559.2	497.7	746.6	746.6	1244.3
09/21/2013 09:00	604.4	537.7	668.3	668.3	1206
09/21/2013 10:00	609.9	542.6	640	640	1182.6
09/21/2013 11:00	553.9	492.6	502.8	502.8	995.4
09/21/2013 12:00	579.5	515.4	442.4	442.4	957.8
09/21/2013 13:00	563.8	500.8	479.4	479.4	980.2
09/21/2013 14:00	580.4	516.8	515.7	515.7	1032.5
09/21/2013 15:00	581.8	517.9	605.9	605.9	1123.8
09/21/2013 16:00	575.2	511.4	594.4	594.4	1105.8
09/21/2013 17:00	597.1	531	545.8	545.8	1076.8
09/21/2013 18:00	591.4	525.2	502.9	502.9	1028.1
09/21/2013 19:00	616.1	547.6	667.6	667.6	1215.2
09/21/2013 20:00	537.8	478.6	419.2	419.2	897.8
09/21/2013 21:00	517	459.9	379.3	379.3	839.2
09/21/2013 22:00	404.1	359.7	395.4	395.4	755.1
09/21/2013 23:00	260	231.4	461.4	461.4	692.8
09/22/2013 00:00	282.8	251	444	444	695
09/22/2013 01:00	271.4	241.4	442.3	442.3	683.7
09/22/2013 02:00	282	251.4	432.5	432.5	683.9
09/22/2013 03:00	278.6	247.9	344.2	344.2	592.1
09/22/2013 04:00	244	217.3	348.7	348.7	566
09/22/2013 05:00	279.8	249	499.5	499.5	748.5
09/22/2013 06:00	396.9	353.6	472.5	472.5	826.1
09/22/2013 07:00	427.2	379.9	345.2	345.2	725.1
09/22/2013 08:00	452.3	402.1	480.5	480.5	882.6
09/22/2013 09:00	451.5	401	494.7	494.7	895.7
09/22/2013 10:00	430.2	383.2	321.6	321.6	704.8
09/22/2013 11:00	458.5	408	387.4	387.4	795.4
09/22/2013 12:00	433.8	385.3	428.6	428.6	813.9
09/22/2013 13:00	459.7	409.3	323.4	323.4	732.7
09/22/2013 14:00	437.4	388.8	283.7	283.7	672.5
09/22/2013 15:00	512.9	456.7	336.3	336.3	793
09/22/2013 16:00	461.2	410	512.5	512.5	922.5
09/22/2013 17:00	487.8	434.5	597.4	597.4	1031.9
09/22/2013 18:00	482.1	428.9	468.2	468.2	897.1
09/22/2013 19:00	481.6	428.5	459	459	887.5
09/22/2013 20:00	379.6	337.4	476.1	476.1	813.5
09/22/2013 21:00	348.8	309.9	344.6	344.6	654.5
09/22/2013 22:00	206.9	183.7	347	347	530.7
09/22/2013 23:00	359.6	319.6	465.8	465.8	785.4
09/23/2013 00:00	366.6	326.4	382.5	382.5	708.9
09/23/2013 01:00	225.2	200.2	386.4	386.4	586.6
09/23/2013 02:00	276.6	246.5	415.3	415.3	661.8

	Unit 1 (Part 75 Data)	Unit 1 (Part 60 Data)	Unit 2 (Part 75 Data)	Unit 2 (Part 60 Data)	Units 1&2 Combined
	SO2_LbPerHr	SO2_P60_LbPerHr	SO2_LbPerHr	SO2_P60_LbPerHr	(Part 60 Data)
	1H	1H	1H	1H	
Time	Value	Value	Value	Value	
09/23/2013 03:00	265.1	235.2	320.5	320.5	555.7
09/23/2013 04:00	353	314.2	411.2	411.2	725.4
09/23/2013 05:00	501.3	445.3	554.6	554.6	999.9
09/23/2013 06:00	453	403.1	484.5	484.5	887.6
09/23/2013 07:00	514	457.8	414.3	414.3	872.1
09/23/2013 08:00	505.8	450.4	547.1	547.1	997.5
09/23/2013 09:00	496	441.6	510	510	951.6
09/23/2013 10:00	542.8	482.9	385.4	385.4	868.3
09/23/2013 11:00	496.8	442.2	466.2	466.2	908.4
09/23/2013 12:00	460.6	409.3	503.6	503.6	912.9
09/23/2013 13:00	493.8	438.8	516.3	516.3	955.1
09/23/2013 14:00	531.8	472.3	461.9	461.9	934.2
09/23/2013 15:00	529	471.1	504.4	504.4	975.5
09/23/2013 16:00	573.4	510	578.6	578.6	1088.6
09/23/2013 17:00	497.1	442.1	479.8	479.8	921.9
09/23/2013 18:00	621.7	552.4	640.1	640.1	1192.5
09/23/2013 19:00	617.5	549.9	668.9	668.9	1218.8
09/23/2013 20:00	386.2	342.9	403.3	403.3	746.2
09/23/2013 21:00	450.9	400.7	312.5	312.5	713.2
09/23/2013 22:00	439	390.7	372.5	372.5	763.2
09/23/2013 23:00	434.2	386.3	424.5	424.5	810.8
09/24/2013 00:00	427.1	379.4	326.2	326.2	705.6
09/24/2013 01:00	429.2	381.6	317.3	317.3	698.9
09/24/2013 02:00	427.9	380.2	339.5	339.5	719.7
09/24/2013 03:00	431.2	383.4	365.1	365.1	748.5
09/24/2013 04:00	463.5	412.8	371	371	783.8
09/24/2013 05:00	650.5	578.2	490.1	490.1	1068.3
09/24/2013 06:00	507.5	450.8	510.2	510.2	961
09/24/2013 07:00	549.3	487.8	360.6	360.6	848.4
09/24/2013 08:00	604.5	537.6	330.3	330.3	867.9
09/24/2013 09:00	508.3	452.7	326.6	326.6	779.3
09/24/2013 10:00	589.5	523.9	312	312	835.9
09/24/2013 11:00	535.1	476.6	316.8	316.8	793.4
09/24/2013 12:00	568.7	506.1	340.6	340.6	846.7
09/24/2013 13:00	571.6	508	434.5	434.5	942.5
09/24/2013 14:00	616.4	547.8	598.2	598.2	1146
09/24/2013 15:00	660.7	587.9	603.7	603.7	1191.6
09/24/2013 16:00	547.3	487.1	455.4	455.4	942.5
09/24/2013 17:00	560.2	498.5	355.8	355.8	854.3
09/24/2013 18:00	717.9	638.4	622	622	1260.4
09/24/2013 19:00	580	516.3	768.8	768.8	1285.1
09/24/2013 20:00	564.4	502.1	556	556	1058.1
09/24/2013 21:00	593.5	527.5	428	428	955.5
09/24/2013 22:00	397.3	353.9	231.4	231.4	585.3
09/24/2013 23:00	351.2	311.8	381.6	381.6	693.4
09/25/2013 00:00	24.1	21.2	975	975	996.2
09/25/2013 01:00	0	0	732.7	732.7	732.7
09/25/2013 02:00	0	0	457.1	457.1	457.1
09/25/2013 03:00	0	0	541.4	541.4	541.4
09/25/2013 04:00	0	0	524.7	524.7	524.7
09/25/2013 05:00	0	0	470.7	470.7	470.7
09/25/2013 06:00	0	0	513.5	513.5	513.5
09/25/2013 07:00	0	0	454	454	454
09/25/2013 08:00	0	0	337.5	337.5	337.5
09/25/2013 09:00	0	0	463.2	463.2	463.2
09/25/2013 10:00	0	0	637.4	637.4	637.4
09/25/2013 11:00	0	0	587.8	587.8	587.8
09/25/2013 12:00	0	0	615.1	615.1	615.1
09/25/2013 13:00	0	0	537	537	537
09/25/2013 14:00	0	0	587.2	587.2	587.2
09/25/2013 15:00	0	0	726.7	726.7	726.7
09/25/2013 16:00	0	0	1141.3	1141.3	1141.3
09/25/2013 17:00	0	0	1224.2	1224.2	1224.2
09/25/2013 18:00	0	0	1267.3	1267.3	1267.3
09/25/2013 19:00	0	0	1253.2	1253.2	1253.2

	Unit 1 (Part 75 Data)	Unit 1 (Part 60 Data)	Unit 2 (Part 75 Data)	Unit 2 (Part 60 Data)	Units 1&2 Combined
	SO2_LbPerHr	SO2_P60_LbPerHr	SO2_LbPerHr	SO2_P60_LbPerHr	(Part 60 Data)
	1H	1H	1H	1H	
Time	Value	Value	Value	Value	
09/25/2013 20:00	0	0	656.8	656.8	656.8
09/25/2013 21:00	0	0	277.1	277.1	277.1
09/25/2013 22:00	0	0	269	269	269
09/25/2013 23:00	0	0	491.3	491.3	491.3
09/26/2013 00:00	0	0	403	403	403
09/26/2013 01:00	0	0	345.7	345.7	345.7
09/26/2013 02:00	0	0	392.8	392.8	392.8
09/26/2013 03:00	0	0	418	418	418
09/26/2013 04:00	0	0	495.3	495.3	495.3
09/26/2013 05:00	0	0	620.9	620.9	620.9
09/26/2013 06:00	0	0	395.9	395.9	395.9
09/26/2013 07:00	0	0	313.1	313.1	313.1
09/26/2013 08:00	0	0	418.8	418.8	418.8
09/26/2013 09:00	0	0	434.3	434.3	434.3
09/26/2013 10:00	0	0	500.6	500.6	500.6
09/26/2013 11:00	0	0	626.1	626.1	626.1
09/26/2013 12:00	0	0	547.7	547.7	547.7
09/26/2013 13:00	0	0	549.8	549.8	549.8
09/26/2013 14:00	0	0	655.9	655.9	655.9
09/26/2013 15:00	0	0	639.3	639.3	639.3
09/26/2013 16:00	0	0	649.6	649.6	649.6
09/26/2013 17:00	0	0	587.1	587.1	587.1
09/26/2013 18:00	0	0	552.2	552.2	552.2
09/26/2013 19:00	0	0	637.5	637.5	637.5
09/26/2013 20:00	0	0	610.3	610.3	610.3
09/26/2013 21:00	0	0	371.5	371.5	371.5
09/26/2013 22:00	0	0	387	387	387
09/26/2013 23:00	0	0	419.7	419.7	419.7
09/27/2013 00:00	0	0	460.1	460.1	460.1
09/27/2013 01:00	0	0	392.9	392.9	392.9
09/27/2013 02:00	0	0	401.3	401.3	401.3
09/27/2013 03:00	0	0	516.4	516.4	516.4
09/27/2013 04:00	0	0	492.6	492.6	492.6
09/27/2013 05:00	0	0	486.7	486.7	486.7
09/27/2013 06:00	0	0	582.5	582.5	582.5
09/27/2013 07:00	0	0	477.1	477.1	477.1
09/27/2013 08:00	0	0	551.6	551.6	551.6
09/27/2013 09:00	0	0	638	638	638
09/27/2013 10:00	0	0	593.5	593.5	593.5
09/27/2013 11:00	0	0	604.2	604.2	604.2
09/27/2013 12:00	0	0	590.5	590.5	590.5
09/27/2013 13:00	0	0	593.8	593.8	593.8
09/27/2013 14:00	0	0	591.8	591.8	591.8
09/27/2013 15:00	0	0	698.1	698.1	698.1
09/27/2013 16:00	0	0	559.2	559.2	559.2
09/27/2013 17:00	0	0	503.5	503.5	503.5
09/27/2013 18:00	0	0	460.4	460.4	460.4
09/27/2013 19:00	0	0	712	712	712
09/27/2013 20:00	0	0	486.4	486.4	486.4
09/27/2013 21:00	0	0	345.1	345.1	345.1
09/27/2013 22:00	0	0	349.7	349.7	349.7
09/27/2013 23:00	0	0	373.3	373.3	373.3
09/28/2013 00:00	0	0	468.9	468.9	468.9
09/28/2013 01:00	0	0	379.3	379.3	379.3
09/28/2013 02:00	0	0	355	355	355
09/28/2013 03:00	0	0	425.2	425.2	425.2
09/28/2013 04:00	0	0	433.2	433.2	433.2
09/28/2013 05:00	0	0	453.4	453.4	453.4
09/28/2013 06:00	0	0	373.3	373.3	373.3
09/28/2013 07:00	0	0	445	445	445
09/28/2013 08:00	0	0	520.4	520.4	520.4
09/28/2013 09:00	0	0	509.9	509.9	509.9
09/28/2013 10:00	0	0	680.6	680.6	680.6
09/28/2013 11:00	0	0	553.6	553.6	553.6
09/28/2013 12:00	0	0	401.4	401.4	401.4

	Unit 1 (Part 75 Data)	Unit 1 (Part 60 Data)	Unit 2 (Part 75 Data)	Unit 2 (Part 60 Data)	Units 1&2 Combined
	SO2_LbPerHr	SO2_P60_LbPerHr	SO2_LbPerHr	SO2_P60_LbPerHr	(Part 60 Data)
	1H	1H	1H	1H	
Time	Value	Value	Value	Value	
09/28/2013 13:00	0	0	507.4	507.4	507.4
09/28/2013 14:00	0	0	786.6	786.6	786.6
09/28/2013 15:00	0	0	435.8	435.8	435.8
09/28/2013 16:00	0	0	459.3	459.3	459.3
09/28/2013 17:00	0	0	390.9	390.9	390.9
09/28/2013 18:00	0	0	627.5	627.5	627.5
09/28/2013 19:00	0	0	484.3	484.3	484.3
09/28/2013 20:00	0	0	344	344	344
09/28/2013 21:00	0	0	513.1	513.1	513.1
09/28/2013 22:00	0	0	447.2	447.2	447.2
09/28/2013 23:00	0	0	297.7	297.7	297.7
09/29/2013 00:00	0	0	431.2	431.2	431.2
09/29/2013 01:00	0	0	408.1	408.1	408.1
09/29/2013 02:00	0	0	378.6	378.6	378.6
09/29/2013 03:00	0	0	402.4	402.4	402.4
09/29/2013 04:00	0	0	396.5	396.5	396.5
09/29/2013 05:00	0	0	386.9	386.9	386.9
09/29/2013 06:00	0	0	414.4	414.4	414.4
09/29/2013 07:00	0	0	491.3	491.3	491.3
09/29/2013 08:00	0	0	474.3	474.3	474.3
09/29/2013 09:00	0	0	415.1	415.1	415.1
09/29/2013 10:00	0	0	457	457	457
09/29/2013 11:00	0	0	468.7	468.7	468.7
09/29/2013 12:00	0	0	589.9	589.9	589.9
09/29/2013 13:00	0	0	465.5	465.5	465.5
09/29/2013 14:00	0	0	303.4	303.4	303.4
09/29/2013 15:00	0	0	482.4	482.4	482.4
09/29/2013 16:00	0	0	591.6	591.6	591.6
09/29/2013 17:00	0	0	470.5	470.5	470.5
09/29/2013 18:00	0	0	640	640	640
09/29/2013 19:00	0	0	460.1	460.1	460.1
09/29/2013 20:00	0	0	375.8	375.8	375.8
09/29/2013 21:00	0	0	397.3	397.3	397.3
09/29/2013 22:00	0	0	394.5	394.5	394.5
09/29/2013 23:00	0	0	441.5	441.5	441.5
09/30/2013 00:00	0	0	464.2	464.2	464.2
09/30/2013 01:00	0	0	338.8	338.8	338.8
09/30/2013 02:00	0	0	397.3	397.3	397.3
09/30/2013 03:00	0	0	504.3	504.3	504.3
09/30/2013 04:00	0	0	514.6	514.6	514.6
09/30/2013 05:00	0	0	550.9	550.9	550.9
09/30/2013 06:00	0	0	546.2	546.2	546.2
09/30/2013 07:00	0	0	490.3	490.3	490.3
09/30/2013 08:00	0	0	671.4	671.4	671.4
09/30/2013 09:00	0	0	627.1	627.1	627.1
09/30/2013 10:00	0	0	551	551	551
09/30/2013 11:00	0	0	709.1	709.1	709.1
09/30/2013 12:00	0	0	684.2	684.2	684.2
09/30/2013 13:00	0	0	621.7	621.7	621.7
09/30/2013 14:00	0	0	549.5	549.5	549.5
09/30/2013 15:00	0	0	584.8	584.8	584.8
09/30/2013 16:00	0	0	725.4	725.4	725.4
09/30/2013 17:00	0	0	631.9	631.9	631.9
09/30/2013 18:00	0	0	702.5	702.5	702.5
09/30/2013 19:00	0	0	587.8	587.8	587.8
09/30/2013 20:00	0	0	385.6	385.6	385.6
09/30/2013 21:00	0	0	237.6	237.6	237.6
09/30/2013 22:00	0	0	338.4	338.4	338.4
09/30/2013 23:00	0	0	442.3	442.3	442.3
10/01/2013 00:00	0	0	360	360	360
10/01/2013 01:00	0	0	343.8	343.8	343.8
10/01/2013 02:00	0	0	371.9	371.9	371.9
10/01/2013 03:00	0	0	380.2	380.2	380.2
10/01/2013 04:00	0	0	437.7	437.7	437.7
10/01/2013 05:00	0	0	562.9	562.9	562.9

	Unit 1 (Part 75 Data)	Unit 1 (Part 60 Data)	Unit 2 (Part 75 Data)	Unit 2 (Part 60 Data)	Units 1&2 Combined
	SO2_LbPerHr	SO2_P60_LbPerHr	SO2_LbPerHr	SO2_P60_LbPerHr	(Part 60 Data)
	1H	1H	1H	1H	
Time	Value	Value	Value	Value	
10/01/2013 06:00	0	0	458	458	458
10/01/2013 07:00	0	0	428.1	428.1	428.1
10/01/2013 08:00	0	0	607.1	607.1	607.1
10/01/2013 09:00	0	0	637.5	637.5	637.5
10/01/2013 10:00	0	0	675.4	675.4	675.4
10/01/2013 11:00	0	0	715.2	715.2	715.2
10/01/2013 12:00	0	0	679.1	679.1	679.1
10/01/2013 13:00	0	0	607.5	607.5	607.5
10/01/2013 14:00	0	0	580.9	580.9	580.9
10/01/2013 15:00	0	0	579	579	579
10/01/2013 16:00	0	0	682.9	682.9	682.9
10/01/2013 17:00	0	0	525.6	525.6	525.6
10/01/2013 18:00	0	0	603.1	603.1	603.1
10/01/2013 19:00	0	0	674.8	674.8	674.8
10/01/2013 20:00	0	0	569.3	569.3	569.3
10/01/2013 21:00	0	0	459.9	459.9	459.9
10/01/2013 22:00	0	0	460.9	460.9	460.9
10/01/2013 23:00	0	0	587.1	587.1	587.1
10/02/2013 00:00	0	0	604.7	604.7	604.7
10/02/2013 01:00	0	0	515.4	515.4	515.4
10/02/2013 02:00	0	0	527.8	527.8	527.8
10/02/2013 03:00	2.7	2.6	548.1	548.1	550.7
10/02/2013 04:00	0	0	552.4	552.4	552.4
10/02/2013 05:00	0	0	588	588	588
10/02/2013 06:00	1.7	1.6	604.6	604.6	606.2
10/02/2013 07:00	2.5	2.5	434.8	434.8	437.3
10/02/2013 08:00	5	4.2	605.2	605.2	609.4
10/02/2013 09:00	5	4.2	992.2	992.2	996.4
10/02/2013 10:00	5	4.1	758.1	758.1	762.2
10/02/2013 11:00	5	4.1	624.4	624.4	628.5
10/02/2013 12:00	5	4.1	617.2	617.2	621.3
10/02/2013 13:00	5	4.1	613.8	613.8	617.9
10/02/2013 14:00	5.8	4.9	596.2	596.2	601.1
10/02/2013 15:00	8.3	7.4	621.3	621.3	628.7
10/02/2013 16:00	9.2	8.2	687.8	687.8	696
10/02/2013 17:00	10	9.1	754.5	754.5	763.6
10/02/2013 18:00	34.5	30.8	732.9	732.9	763.7
10/02/2013 19:00	39.2	34.5	672	672	706.5
10/02/2013 20:00	11.1	10.2	403.7	403.7	413.9
10/02/2013 21:00	41.4	36.9	307.7	307.7	344.6
10/02/2013 22:00	164.2	146.3	521.2	521.2	667.5
10/02/2013 23:00	193.1	171.4	815.9	815.9	987.3
10/03/2013 00:00	336.4	299.2	565.7	565.7	864.9
10/03/2013 01:00	307.1	273.1	385.8	385.8	658.9
10/03/2013 02:00	285.6	253.4	353.1	353.1	606.5
10/03/2013 03:00	257.5	228.7	467.5	467.5	696.2
10/03/2013 04:00	314.9	279.9	583.3	583.3	863.2
10/03/2013 05:00	492.9	438	427.9	427.9	865.9
10/03/2013 06:00	640	568.6	525.7	525.7	1094.3
10/03/2013 07:00	830.7	738.6	675.2	675.2	1413.8
10/03/2013 08:00	931.3	828.7	700.4	700.4	1529.1
10/03/2013 09:00	1069.7	951.5	780.5	780.5	1732
10/03/2013 10:00	1100.7	978.7	806.6	806.6	1785.3
10/03/2013 11:00	1250.3	1112.3	697.4	697.4	1809.7
10/03/2013 12:00	788.1	700.1	597	597	1297.1
10/03/2013 13:00	528.9	470.7	562.3	562.3	1033
10/03/2013 14:00	624.2	555.9	648.9	648.9	1204.8
10/03/2013 15:00	574.2	510.1	724.8	724.8	1234.9
10/03/2013 16:00	599.6	533.4	728.9	728.9	1262.3
10/03/2013 17:00	596.8	530.8	632.3	632.3	1163.1
10/03/2013 18:00	573	509.6	644.1	644.1	1153.7
10/03/2013 19:00	600.1	534.4	721	721	1255.4
10/03/2013 20:00	571.4	508	722.7	722.7	1230.7
10/03/2013 21:00	482.6	428.7	425.2	425.2	853.9
10/03/2013 22:00	518.7	460.8	281.3	281.3	742.1

	Unit 1 (Part 75 Data)	Unit 1 (Part 60 Data)	Unit 2 (Part 75 Data)	Unit 2 (Part 60 Data)	Units 1&2 Combined
	SO2_LbPerHr	SO2_P60_LbPerHr	SO2_LbPerHr	SO2_P60_LbPerHr	(Part 60 Data)
	1H	1H	1H	1H	
Time	Value	Value	Value	Value	
10/03/2013 23:00	437.9	389.1	236.7	236.7	625.8
10/04/2013 00:00	420.1	373.8	274.8	274.8	648.6
10/04/2013 01:00	302.4	268.6	494.3	494.3	762.9
10/04/2013 02:00	325.6	289	457.9	457.9	746.9
10/04/2013 03:00	361.1	320.7	388.8	388.8	709.5
10/04/2013 04:00	434.5	386.2	545.1	545.1	931.3
10/04/2013 05:00	398.7	353.9	496.9	496.9	850.8
10/04/2013 06:00	697.8	620	908.7	908.7	1528.7
10/04/2013 07:00	540.8	480.3	571.2	571.2	1051.5
10/04/2013 08:00	617.7	549.1	618.9	618.9	1168
10/04/2013 09:00	597.5	531.6	586	586	1117.6
10/04/2013 10:00	613.7	545.4	701.9	701.9	1247.3
10/04/2013 11:00	629.6	559.2	783.8	783.8	1343
10/04/2013 12:00	599.1	532.6	774	774	1306.6
10/04/2013 13:00	601.7	535.4	707	707	1242.4
10/04/2013 14:00	644.1	572.1	645.2	645.2	1217.3
10/04/2013 15:00	565	503	613.5	613.5	1116.5
10/04/2013 16:00	677.8	603.3	632.2	632.2	1235.5
10/04/2013 17:00	582.1	517.5	648.1	648.1	1165.6
10/04/2013 18:00	636.9	566.2	622.6	622.6	1188.8
10/04/2013 19:00	622.7	554.3	540.1	540.1	1094.4
10/04/2013 20:00	617.3	548.7	319	319	867.7
10/04/2013 21:00	628.7	558.4	119.1	119.1	677.5
10/04/2013 22:00	551.4	490.5	82.4	82.4	572.9
10/04/2013 23:00	508.6	453	65.1	65.1	518.1
10/05/2013 00:00	533.6	473.9	57.7	57.7	531.6
10/05/2013 01:00	470.3	418.1	82.4	82.4	500.5
10/05/2013 02:00	294.3	262.3	44.3	44.3	306.6
10/05/2013 03:00	413.4	367.8	92	92	459.8
10/05/2013 04:00	411.2	365.1	154.7	154.7	519.8
10/05/2013 05:00	384.1	341.6	167.2	167.2	508.8
10/05/2013 06:00	421.1	375.2	160.5	160.5	535.7
10/05/2013 07:00	429.1	380.9	215.4	215.4	596.3
10/05/2013 08:00	533.9	474.4	389.4	389.4	863.8
10/05/2013 09:00	406.5	360.8	340.2	340.2	701
10/05/2013 10:00	463.1	411.3	334.8	334.8	746.1
10/05/2013 11:00	491.9	437.8	309.2	309.2	747
10/05/2013 12:00	451.8	401.8	310	310	711.8
10/05/2013 13:00	644.8	574.1	345.1	345.1	919.2
10/05/2013 14:00	635.8	565.4	359.6	359.6	925
10/05/2013 15:00	622.1	553.6	368.1	368.1	921.7
10/05/2013 16:00	633	562.6	340.7	340.7	903.3
10/05/2013 17:00	634	563.4	406.5	406.5	969.9
10/05/2013 18:00	648.9	576.4	457.1	457.1	1033.5
10/05/2013 19:00	626.8	557.3	396.4	396.4	953.7
10/05/2013 20:00	690.4	614.4	421.4	421.4	1035.8
10/05/2013 21:00	619.2	551.4	553.2	553.2	1104.6
10/05/2013 22:00	525.4	467.8	482.6	482.6	950.4
10/05/2013 23:00	571.1	508.2	248.3	248.3	756.5
10/06/2013 00:00	558.7	496.3	352.9	352.9	849.2
10/06/2013 01:00	451.1	401	342.8	342.8	743.8
10/06/2013 02:00	444.3	395.3	255.3	255.3	650.6
10/06/2013 03:00	367.8	326.6	363	363	689.6
10/06/2013 04:00	391.7	348.2	390.2	390.2	738.4
10/06/2013 05:00	362.2	322.5	381.7	381.7	704.2
10/06/2013 06:00	369.6	328.3	363.2	363.2	691.5
10/06/2013 07:00	378.7	337.1	356.2	356.2	693.3
10/06/2013 08:00	365.9	325.1	407.3	407.3	732.4
10/06/2013 09:00	395.1	351.4	603.7	603.7	955.1
10/06/2013 10:00	415.8	369.4	961.5	961.5	1330.9
10/06/2013 11:00	404.1	359	1038.6	1038.6	1397.6
10/06/2013 12:00	377.7	336.1	414.3	414.3	750.4
10/06/2013 13:00	454.7	403.7	323.9	323.9	727.6
10/06/2013 14:00	452.5	402.6	477.2	477.2	879.8
10/06/2013 15:00	422.1	375.7	545.2	545.2	920.9

	Unit 1 (Part 75 Data)	Unit 1 (Part 60 Data)	Unit 2 (Part 75 Data)	Unit 2 (Part 60 Data)	Units 1&2 Combined
	SO2_LbPerHr	SO2_P60_LbPerHr	SO2_LbPerHr	SO2_P60_LbPerHr	(Part 60 Data)
	1H	1H	1H	1H	
Time	Value	Value	Value	Value	
10/06/2013 16:00	470.2	417.5	709.8	709.8	1127.3
10/06/2013 17:00	455.9	404.9	734.3	734.3	1139.2
10/06/2013 18:00	377.6	335.6	654.7	654.7	990.3
10/06/2013 19:00	468.4	416	560.9	560.9	976.9
10/06/2013 20:00	438.2	390.3	366.9	366.9	757.2
10/06/2013 21:00	297.1	263.6	295.7	295.7	559.3
10/06/2013 22:00	387.4	345	217.3	217.3	562.3
10/06/2013 23:00	230.9	206	316.7	316.7	522.7
10/07/2013 00:00	256.5	227.8	310.1	310.1	537.9
10/07/2013 01:00	158.4	140.8	232.8	232.8	373.6
10/07/2013 02:00	160.1	142.4	268.7	268.7	411.1
10/07/2013 03:00	303.4	269.8	373.4	373.4	643.2
10/07/2013 04:00	423.1	377	515.1	515.1	892.1
10/07/2013 05:00	486.5	433	786.3	786.3	1219.3
10/07/2013 06:00	355.5	315.6	766.9	766.9	1082.5
10/07/2013 07:00	417.2	371.8	521.5	521.5	893.3
10/07/2013 08:00	433.7	386.2	449.3	449.3	835.5
10/07/2013 09:00	401.8	356.8	933.8	933.8	1290.6
10/07/2013 10:00	465.8	414.1	510.2	510.2	924.3
10/07/2013 11:00	436.1	388	433.7	433.7	821.7
10/07/2013 12:00	430.8	383	560.9	560.9	943.9
10/07/2013 13:00	465.1	413.3	496.1	496.1	909.4
10/07/2013 14:00	410.1	365.2	462	462	827.2
10/07/2013 15:00	499.9	444.1	423.7	423.7	867.8
10/07/2013 16:00	421.7	375.7	523.2	523.2	898.9
10/07/2013 17:00	384.7	342.8	616.3	616.3	959.1
10/07/2013 18:00	415.2	369.5	612.1	612.1	981.6
10/07/2013 19:00	398	353.9	572.1	572.1	926
10/07/2013 20:00	350.5	312.2	383.8	383.8	696
10/07/2013 21:00	337.7	299.8	193.2	193.2	493
10/07/2013 22:00	297.6	264.2	159.9	159.9	424.1
10/07/2013 23:00	309.2	275.4	167.1	167.1	442.5
10/08/2013 00:00	302.5	268.4	253.6	253.6	522
10/08/2013 01:00	285.9	254	243.8	243.8	497.8
10/08/2013 02:00	297.6	264.1	244.2	244.2	508.3
10/08/2013 03:00	312.1	277.8	261.4	261.4	539.2
10/08/2013 04:00	367.9	326.5	381.3	381.3	707.8
10/08/2013 05:00	472.9	419.9	452	452	871.9
10/08/2013 06:00	409.3	363.3	658.6	658.6	1021.9
10/08/2013 07:00	398.2	354.8	464.3	464.3	819.1
10/08/2013 08:00	492.5	438.4	608.6	608.6	1047
10/08/2013 09:00	404.9	360.8	608.5	608.5	969.3
10/08/2013 10:00	458.5	408.2	735.6	735.6	1143.8
10/08/2013 11:00	440.9	392.6	647.9	647.9	1040.5
10/08/2013 12:00	424.6	378.2	640.2	640.2	1018.4
10/08/2013 13:00	439.6	391.5	578.5	578.5	970
10/08/2013 14:00	481.9	427.9	472	472	899.9
10/08/2013 15:00	388.2	345.6	561.2	561.2	906.8
10/08/2013 16:00	426	378.3	820.2	820.2	1198.5
10/08/2013 17:00	451.6	401.6	610.3	610.3	1011.9
10/08/2013 18:00	455.2	405.4	512	512	917.4
10/08/2013 19:00	455	405.3	380	380	785.3
10/08/2013 20:00	396.3	352.3	290.2	290.2	642.5
10/08/2013 21:00	377.5	336	379.7	379.7	715.7
10/08/2013 22:00	348.5	309.7	483.1	483.1	792.8
10/08/2013 23:00	345.6	307.9	688.1	688.1	996
10/09/2013 00:00	305.5	272.2	632.9	632.9	905.1
10/09/2013 01:00	359.2	319.6	401.1	401.1	720.7
10/09/2013 02:00	274	243.8	370.5	370.5	614.3
10/09/2013 03:00	312	277.3	454.8	454.8	732.1
10/09/2013 04:00	359.7	319.6	555.6	555.6	875.2
10/09/2013 05:00	408.7	363.8	480	480	843.8
10/09/2013 06:00	376.2	333.9	661.6	661.6	995.5
10/09/2013 07:00	441.7	392.1	412.5	412.5	804.6
10/09/2013 08:00	570.6	507.8	706.5	706.5	1214.3

	Unit 1 (Part 75 Data)	Unit 1 (Part 60 Data)	Unit 2 (Part 75 Data)	Unit 2 (Part 60 Data)	Units 1&2 Combined
	SO2_LbPerHr	SO2_P60_LbPerHr	SO2_LbPerHr	SO2_P60_LbPerHr	(Part 60 Data)
	1H	1H	1H	1H	
Time	Value	Value	Value	Value	
10/09/2013 09:00	381.6	339	591	591	930
10/09/2013 10:00	467.9	416.8	570	570	986.8
10/09/2013 11:00	440.4	391.7	614.4	614.4	1006.1
10/09/2013 12:00	445.2	396.1	638.9	638.9	1035
10/09/2013 13:00	475.4	423	658.6	658.6	1081.6
10/09/2013 14:00	374.7	333.1	429.4	429.4	762.5
10/09/2013 15:00	489.2	434.7	874	874	1308.7
10/09/2013 16:00	428.5	381.5	1102.8	1102.8	1484.3
10/09/2013 17:00	450.5	401.4	849.2	849.2	1250.6
10/09/2013 18:00	436	387	799.3	799.3	1186.3
10/09/2013 19:00	509.7	452.7	751.7	751.7	1204.4
10/09/2013 20:00	427.8	381.2	680	680	1061.2
10/09/2013 21:00	377.7	335.6	647.5	647.5	983.1
10/09/2013 22:00	376.7	335.2	704.7	704.7	1039.9
10/09/2013 23:00	293.8	261.2	585.2	585.2	846.4
10/10/2013 00:00	328.1	291.5	594	594	885.5
10/10/2013 01:00	296.9	263.6	589.4	589.4	853
10/10/2013 02:00	314.3	279.8	588.7	588.7	868.5
10/10/2013 03:00	374.2	332.2	738.3	738.3	1070.5
10/10/2013 04:00	370.7	329	776.8	776.8	1105.8
10/10/2013 05:00	381.1	339.6	685.1	685.1	1024.7
10/10/2013 06:00	464.6	413.3	983.3	983.3	1396.6
10/10/2013 07:00	367.6	326.1	773.5	773.5	1099.6
10/10/2013 08:00	600.6	534.7	1169.2	1169.2	1703.9
10/10/2013 09:00	458.1	407.8	938.1	938.1	1345.9
10/10/2013 10:00	472.3	419.8	855.3	855.3	1275.1
10/10/2013 11:00	498.7	443.1	886.4	886.4	1329.5
10/10/2013 12:00	537.9	478.8	974.8	974.8	1453.6
10/10/2013 13:00	430	383.2	814.5	814.5	1197.7
10/10/2013 14:00	522	464	944.5	944.5	1408.5
10/10/2013 15:00	535.2	476	1453.5	1453.5	1929.5
10/10/2013 16:00	456.1	406	1144.4	1144.4	1550.4
10/10/2013 17:00	500.7	446.1	925.9	925.9	1372
10/10/2013 18:00	527	467.8	816.8	816.8	1284.6
10/10/2013 19:00	483.5	429.2	870.5	870.5	1299.7
10/10/2013 20:00	473.4	421.2	910.5	910.5	1331.7
10/10/2013 21:00	434.3	386.1	872.6	872.6	1258.7
10/10/2013 22:00	448.2	398	686.4	686.4	1084.4
10/10/2013 23:00	384.9	342.8	509	509	851.8
10/11/2013 00:00	351	312.8	317.9	317.9	630.7
10/11/2013 01:00	393.4	350.2	607.4	607.4	957.6
10/11/2013 02:00	302.6	269.5	636.8	636.8	906.3
10/11/2013 03:00	342.6	304.4	482.8	482.8	787.2
10/11/2013 04:00	353.3	314.8	520.2	520.2	835
10/11/2013 05:00	500.2	444.2	673.7	673.7	1117.9
10/11/2013 06:00	429.2	381.7	602.1	602.1	983.8
10/11/2013 07:00	408.5	363.5	542.4	542.4	905.9
10/11/2013 08:00	623.1	554.8	728.7	728.7	1283.5
10/11/2013 09:00	442.4	392.9	848.5	848.5	1241.4
10/11/2013 10:00	467.9	415.7	809.2	809.2	1224.9
10/11/2013 11:00	538.3	479.1	777.6	777.6	1256.7
10/11/2013 12:00	515.9	459.2	925.8	925.8	1385
10/11/2013 13:00	389.9	346	783.9	783.9	1129.9
10/11/2013 14:00	463.3	412.7	830.6	830.6	1243.3
10/11/2013 15:00	450.4	401.3	859.3	859.3	1260.6
10/11/2013 16:00	252.4	224.8	531.1	531.1	755.9
10/11/2013 17:00	221.9	196.8	259.8	259.8	456.6
10/11/2013 18:00	88.9	78.7	419.9	419.9	498.6
10/11/2013 19:00	53	47	172.7	172.7	219.7
10/11/2013 20:00	31.9	28.2	115.6	115.6	143.8
10/11/2013 21:00	37.5	33.8	88.9	88.9	122.7
10/11/2013 22:00	59.9	52.8	97.9	97.9	150.7
10/11/2013 23:00	78.9	70	152	152	222
10/12/2013 00:00	116	103.5	208.9	208.9	312.4
10/12/2013 01:00	134.7	119.6	212.5	212.5	332.1

	Unit 1 (Part 75 Data)	Unit 1 (Part 60 Data)	Unit 2 (Part 75 Data)	Unit 2 (Part 60 Data)	Units 1&2 Combined
	SO2_LbPerHr	SO2_P60_LbPerHr	SO2_LbPerHr	SO2_P60_LbPerHr	(Part 60 Data)
	1H	1H	1H	1H	
Time	Value	Value	Value	Value	
10/12/2013 02:00	187.5	167.3	266.9	266.9	434.2
10/12/2013 03:00	248	220.4	425.3	425.3	645.7
10/12/2013 04:00	241.4	214.3	425.3	425.3	639.6
10/12/2013 05:00	259.7	230.8	408.3	408.3	639.1
10/12/2013 06:00	245	218.2	342.4	342.4	560.6
10/12/2013 07:00	324	288.2	528.7	528.7	816.9
10/12/2013 08:00	632.8	563.5	810.2	810.2	1373.7
10/12/2013 09:00	574.3	510.6	816.7	816.7	1327.3
10/12/2013 10:00	566.1	502.7	594.7	594.7	1097.4
10/12/2013 11:00	631.1	561.2	628.1	628.1	1189.3
10/12/2013 12:00	641.9	570.8	731.6	731.6	1302.4
10/12/2013 13:00	553.7	492.4	678.2	678.2	1170.6
10/12/2013 14:00	608.9	542	644	644	1186
10/12/2013 15:00	611.2	543.7	801.6	801.6	1345.3
10/12/2013 16:00	578.2	514.2	683.9	683.9	1198.1
10/12/2013 17:00	668.3	594.3	652.8	652.8	1247.1
10/12/2013 18:00	599.3	532.2	712.7	712.7	1244.9
10/12/2013 19:00	679.8	603.8	590.1	590.1	1193.9
10/12/2013 20:00	464.7	413.3	500.6	500.6	913.9
10/12/2013 21:00	592.6	526.7	683.1	683.1	1209.8
10/12/2013 22:00	435.7	387.3	620.4	620.4	1007.7
10/12/2013 23:00	417.7	371.6	401.9	401.9	773.5
10/13/2013 00:00	143.6	127.2	606	606	733.2
10/13/2013 01:00	180.9	161.3	293.9	293.9	455.2
10/13/2013 02:00	179.9	160.3	278.2	278.2	438.5
10/13/2013 03:00	194.9	173.6	334.2	334.2	507.8
10/13/2013 04:00	185.9	164.7	313.7	313.7	478.4
10/13/2013 05:00	186	164.8	309.5	309.5	474.3
10/13/2013 06:00	191	169.6	413.4	413.4	583
10/13/2013 07:00	200.8	178.9	345.7	345.7	524.6
10/13/2013 08:00	303.4	270.5	438.1	438.1	708.6
10/13/2013 09:00	309.4	275.8	775.8	775.8	1051.6
10/13/2013 10:00	392.2	349.4	776.4	776.4	1125.8
10/13/2013 11:00	437.5	389.1	571.4	571.4	960.5
10/13/2013 12:00	402.5	358.2	582.9	582.9	941.1
10/13/2013 13:00	411.8	366.1	664.9	664.9	1031
10/13/2013 14:00	421.4	375.4	696.4	696.4	1071.8
10/13/2013 15:00	431.1	382.7	657.6	657.6	1040.3
10/13/2013 16:00	423	375.9	630.1	630.1	1006
10/13/2013 17:00	420.3	374.5	705.1	705.1	1079.6
10/13/2013 18:00	542.6	482.7	828.8	828.8	1311.5
10/13/2013 19:00	337.5	300.9	559.6	559.6	860.5
10/13/2013 20:00	288.5	256.2	428.4	428.4	684.6
10/13/2013 21:00	259.5	230.1	527.5	527.5	757.6
10/13/2013 22:00	254.2	226.2	462.2	462.2	688.4
10/13/2013 23:00	181.8	162.2	302.6	302.6	464.8
10/14/2013 00:00	180.6	161.2	308.2	308.2	469.4
10/14/2013 01:00	186.4	165.5	293.7	293.7	459.2
10/14/2013 02:00	186.7	165.8	284.5	284.5	450.3
10/14/2013 03:00	200.9	179.3	308.3	308.3	487.6
10/14/2013 04:00	267.5	237.6	444.5	444.5	682.1
10/14/2013 05:00	330.3	293.3	515.6	515.6	808.9
10/14/2013 06:00	338.6	301.8	654.3	654.3	956.1
10/14/2013 07:00	430.8	383.6	677.9	677.9	1061.5
10/14/2013 08:00	447.2	397.5	751.8	751.8	1149.3
10/14/2013 09:00	493.4	439.4	1065.4	1065.4	1504.8
10/14/2013 10:00	566	503.3	1246	1246	1749.3
10/14/2013 11:00	333.7	296.2	890.5	890.5	1186.7
10/14/2013 12:00	559.3	496.8	668.8	668.8	1165.6
10/14/2013 13:00	571.9	509	771.3	771.3	1280.3
10/14/2013 14:00	414.2	368.9	726.4	726.4	1095.3
10/14/2013 15:00	0	0	859.6	859.6	859.6
10/14/2013 16:00	0	0	906.7	906.7	906.7
10/14/2013 17:00	0	0	802.7	802.7	802.7
10/14/2013 18:00	0	0	722.2	722.2	722.2

	Unit 1 (Part 75 Data)	Unit 1 (Part 60 Data)	Unit 2 (Part 75 Data)	Unit 2 (Part 60 Data)	Units 1&2 Combined
	SO2_LbPerHr	SO2_P60_LbPerHr	SO2_LbPerHr	SO2_P60_LbPerHr	(Part 60 Data)
	1H	1H	1H	1H	
Time	Value	Value	Value	Value	
10/14/2013 19:00	0	0	549.4	549.4	549.4
10/14/2013 20:00	0	0	462	462	462
10/14/2013 21:00	0	0	529.7	529.7	529.7
10/14/2013 22:00	0	0	907.3	907.3	907.3
10/14/2013 23:00	0	0	764.9	764.9	764.9
10/15/2013 00:00	0	0	572.8	572.8	572.8
10/15/2013 01:00	0	0	560.1	560.1	560.1
10/15/2013 02:00	0	0	587.6	587.6	587.6
10/15/2013 03:00	0	0	592.1	592.1	592.1
10/15/2013 04:00	0	0	716.9	716.9	716.9
10/15/2013 05:00	0	0	864	864	864
10/15/2013 06:00	0	0	757.7	757.7	757.7
10/15/2013 07:00	0	0	580.1	580.1	580.1
10/15/2013 08:00	0	0	536	536	536
10/15/2013 09:00	0	0	828.7	828.7	828.7
10/15/2013 10:00	0	0	834.8	834.8	834.8
10/15/2013 11:00	0	0	672	672	672
10/15/2013 12:00	0	0	807.1	807.1	807.1
10/15/2013 13:00	0	0	768	768	768
10/15/2013 14:00	0	0	636.6	636.6	636.6
10/15/2013 15:00	0	0	658.4	658.4	658.4
10/15/2013 16:00	0	0	858.3	858.3	858.3
10/15/2013 17:00	0	0	847.5	847.5	847.5
10/15/2013 18:00	0	0	860.2	860.2	860.2
10/15/2013 19:00	0	0	686.8	686.8	686.8
10/15/2013 20:00	0	0	673.2	673.2	673.2
10/15/2013 21:00	0	0	427.2	427.2	427.2
10/15/2013 22:00	0	0	372.9	372.9	372.9
10/15/2013 23:00	0	0	325	325	325
10/16/2013 00:00	0	0	478	478	478
10/16/2013 01:00	0	0	330.6	330.6	330.6
10/16/2013 02:00	0	0	392.5	392.5	392.5
10/16/2013 03:00	0	0	532.7	532.7	532.7
10/16/2013 04:00	0	0	603.6	603.6	603.6
10/16/2013 05:00	0	0	742.4	742.4	742.4
10/16/2013 06:00	0	0	1077.5	1077.5	1077.5
10/16/2013 07:00	0	0	847.5	847.5	847.5
10/16/2013 08:00	0	0	748.2	748.2	748.2
10/16/2013 09:00	0	0	858.4	858.4	858.4
10/16/2013 10:00	0	0	915.4	915.4	915.4
10/16/2013 11:00	0	0	976.4	976.4	976.4
10/16/2013 12:00	0	0	915.1	915.1	915.1
10/16/2013 13:00	0	0	893.9	893.9	893.9
10/16/2013 14:00	0	0	868	868	868
10/16/2013 15:00	0	0	817.3	817.3	817.3
10/16/2013 16:00	0	0	993.5	993.5	993.5
10/16/2013 17:00	0	0	1006.5	1006.5	1006.5
10/16/2013 18:00	0	0	957	957	957
10/16/2013 19:00	0	0	863.8	863.8	863.8
10/16/2013 20:00	0	0	899.1	899.1	899.1
10/16/2013 21:00	0	0	863.5	863.5	863.5
10/16/2013 22:00	0	0	560	560	560
10/16/2013 23:00	0	0	555.7	555.7	555.7
10/17/2013 00:00	0	0	644.8	644.8	644.8
10/17/2013 01:00	0	0	399.7	399.7	399.7
10/17/2013 02:00	0	0	437	437	437
10/17/2013 03:00	0	0	649.2	649.2	649.2
10/17/2013 04:00	0	0	669.6	669.6	669.6
10/17/2013 05:00	0	0	906.1	906.1	906.1
10/17/2013 06:00	0	0	864	864	864
10/17/2013 07:00	0	0	792.1	792.1	792.1
10/17/2013 08:00	0	0	642.5	642.5	642.5
10/17/2013 09:00	0	0	710.8	710.8	710.8
10/17/2013 10:00	0	0	724.6	724.6	724.6
10/17/2013 11:00	0	0	757.4	757.4	757.4

	Unit 1 (Part 75 Data)	Unit 1 (Part 60 Data)	Unit 2 (Part 75 Data)	Unit 2 (Part 60 Data)	Units 1&2 Combined
	SO2_LbPerHr	SO2_P60_LbPerHr	SO2_LbPerHr	SO2_P60_LbPerHr	(Part 60 Data)
	1H	1H	1H	1H	
Time	Value	Value	Value	Value	
10/17/2013 12:00	0	0	854.8	854.8	854.8
10/17/2013 13:00	0	0	817.7	817.7	817.7
10/17/2013 14:00	0	0	771	771	771
10/17/2013 15:00	0	0	780.1	780.1	780.1
10/17/2013 16:00	0	0	789	789	789
10/17/2013 17:00	0	0	771.9	771.9	771.9
10/17/2013 18:00	0	0	803.8	803.8	803.8
10/17/2013 19:00	0	0	806.8	806.8	806.8
10/17/2013 20:00	0	0	824.8	824.8	824.8
10/17/2013 21:00	0	0	740	740	740
10/17/2013 22:00	0	0	541	541	541
10/17/2013 23:00	0	0	333.4	333.4	333.4
10/18/2013 00:00	0	0	439.7	439.7	439.7
10/18/2013 01:00	0	0	729.3	729.3	729.3
10/18/2013 02:00	0	0	615.4	615.4	615.4
10/18/2013 03:00	0	0	661.3	661.3	661.3
10/18/2013 04:00	0	0	697.9	697.9	697.9
10/18/2013 05:00	0	0	637	637	637
10/18/2013 06:00	0	0	683.2	683.2	683.2
10/18/2013 07:00	0	0	955.2	955.2	955.2
10/18/2013 08:00	0	0	928.6	928.6	928.6
10/18/2013 09:00	0	0	782.6	782.6	782.6
10/18/2013 10:00	0	0	489.9	489.9	489.9
10/18/2013 11:00	0	0	538.3	538.3	538.3
10/18/2013 12:00	0	0	943.9	943.9	943.9
10/18/2013 13:00	0	0	986.4	986.4	986.4
10/18/2013 14:00	0	0	793.7	793.7	793.7
10/18/2013 15:00	0	0	544.7	544.7	544.7
10/18/2013 16:00	0	0	647.9	647.9	647.9
10/18/2013 17:00	0	0	813.2	813.2	813.2
10/18/2013 18:00	0	0	929.1	929.1	929.1
10/18/2013 19:00	0	0	686	686	686
10/18/2013 20:00	0	0	548.4	548.4	548.4
10/18/2013 21:00	0	0	629.9	629.9	629.9
10/18/2013 22:00	0	0	620.9	620.9	620.9
10/18/2013 23:00	0	0	664.8	664.8	664.8
10/19/2013 00:00	0	0	604.9	604.9	604.9
10/19/2013 01:00	0	0	461.5	461.5	461.5
10/19/2013 02:00	0	0	550.7	550.7	550.7
10/19/2013 03:00	0	0	699	699	699
10/19/2013 04:00	0	0	738.6	738.6	738.6
10/19/2013 05:00	0	0	514	514	514
10/19/2013 06:00	0	0	716.2	716.2	716.2
10/19/2013 07:00	0	0	1012.5	1012.5	1012.5
10/19/2013 08:00	0	0	877	877	877
10/19/2013 09:00	0	0	751.6	751.6	751.6
10/19/2013 10:00	0	0	754.9	754.9	754.9
10/19/2013 11:00	0	0	487.2	487.2	487.2
10/19/2013 12:00	0	0	184.2	184.2	184.2
10/19/2013 13:00	0	0	103.8	103.8	103.8
10/19/2013 14:00	0	0	0	0	0
10/19/2013 15:00	0	0	0	0	0
10/19/2013 16:00	0	0	0	0	0
10/19/2013 17:00	0	0	0	0	0
10/19/2013 18:00	0	0	0	0	0
10/19/2013 19:00	0	0	0	0	0
10/19/2013 20:00	0	0	0	0	0
10/19/2013 21:00	0	0	0	0	0
10/19/2013 22:00	0	0	0	0	0
10/19/2013 23:00	0	0	0	0	0
10/20/2013 00:00	0	0	0	0	0
10/20/2013 01:00	0	0	0	0	0
10/20/2013 02:00	0	0	0	0	0
10/20/2013 03:00	0	0	0	0	0
10/20/2013 04:00	0	0	0	0	0

	Unit 1 (Part 75 Data)	Unit 1 (Part 60 Data)	Unit 2 (Part 75 Data)	Unit 2 (Part 60 Data)	Units 1&2 Combined
	SO2_LbPerHr	SO2_P60_LbPerHr	SO2_LbPerHr	SO2_P60_LbPerHr	(Part 60 Data)
	1H	1H	1H	1H	
Time	Value	Value	Value	Value	
10/20/2013 05:00	0	0	0	0	0
10/20/2013 06:00	0	0	0	0	0
10/20/2013 07:00	0	0	0	0	0
10/20/2013 08:00	0	0	0	0	0
10/20/2013 09:00	0	0	0	0	0
10/20/2013 10:00	0	0	0	0	0
10/20/2013 11:00	0	0	0	0	0
10/20/2013 12:00	0	0	0	0	0
10/20/2013 13:00	0	0	0	0	0
10/20/2013 14:00	0	0	0	0	0
10/20/2013 15:00	0	0	0	0	0
10/20/2013 16:00	0	0	0	0	0
10/20/2013 17:00	0	0	0	0	0
10/20/2013 18:00	0	0	0	0	0
10/20/2013 19:00	0	0	0	0	0
10/20/2013 20:00	0	0	0	0	0
10/20/2013 21:00	0	0	0	0	0
10/20/2013 22:00	0	0	0	0	0
10/20/2013 23:00	0	0	0	0	0
10/21/2013 00:00	0	0	0	0	0
10/21/2013 01:00	0	0	0	0	0
10/21/2013 02:00	0	0	0	0	0
10/21/2013 03:00	0	0	0	0	0
10/21/2013 04:00	0	0	0	0	0
10/21/2013 05:00	0	0	0	0	0
10/21/2013 06:00	0	0	0	0	0
10/21/2013 07:00	0	0	0	0	0
10/21/2013 08:00	0	0	0	0	0
10/21/2013 09:00	0	0	0	0	0
10/21/2013 10:00	0	0	0	0	0
10/21/2013 11:00	0	0	0	0	0
10/21/2013 12:00	0	0	0	0	0
10/21/2013 13:00	0	0	0	0	0
10/21/2013 14:00	0	0	0	0	0
10/21/2013 15:00	0	0	0	0	0
10/21/2013 16:00	0	0	0	0	0
10/21/2013 17:00	0	0	0	0	0
10/21/2013 18:00	0	0	0	0	0
10/21/2013 19:00	0	0	0	0	0
10/21/2013 20:00	0	0	0	0	0
10/21/2013 21:00	0	0	0	0	0
10/21/2013 22:00	0	0	0	0	0
10/21/2013 23:00	0	0	0	0	0
10/22/2013 00:00	0	0	0	0	0
10/22/2013 01:00	0	0	0	0	0
10/22/2013 02:00	0	0	0	0	0
10/22/2013 03:00	0	0	0	0	0
10/22/2013 04:00	0	0	0	0	0
10/22/2013 05:00	0	0	0	0	0
10/22/2013 06:00	0	0	0	0	0
10/22/2013 07:00	0	0	0	0	0
10/22/2013 08:00	0	0	0	0	0
10/22/2013 09:00	0	0	0	0	0
10/22/2013 10:00	0	0	0	0	0
10/22/2013 11:00	0	0	0	0	0
10/22/2013 12:00	0	0	0	0	0
10/22/2013 13:00	0	0	0	0	0
10/22/2013 14:00	0	0	0	0	0
10/22/2013 15:00	19150.5	0	0	0	0
10/22/2013 16:00	0	0	0	0	0
10/22/2013 17:00	0.9	0.9	0	0	0.9
10/22/2013 18:00	0	0	0	0	0
10/22/2013 19:00	1.8	1.8	0	0	1.8
10/22/2013 20:00	1.8	1.8	0	0	1.8
10/22/2013 21:00	0.9	0.9	0	0	0.9

	Unit 1 (Part 75 Data)	Unit 1 (Part 60 Data)	Unit 2 (Part 75 Data)	Unit 2 (Part 60 Data)	Units 1&2 Combined
	SO2_LbPerHr	SO2_P60_LbPerHr	SO2_LbPerHr	SO2_P60_LbPerHr	(Part 60 Data)
	1H	1H	1H	1H	
Time	Value	Value	Value	Value	
10/22/2013 22:00	0.9	0.9	0	0	0.9
10/22/2013 23:00	1.8	1.8	0	0	1.8
10/23/2013 00:00	1.8	1.8	0	0	1.8
10/23/2013 01:00	2.7	2.7	0	0	2.7
10/23/2013 02:00	2.7	2.7	0	0	2.7
10/23/2013 03:00	10.8	9.7	0	0	9.7
10/23/2013 04:00	5.4	4.4	0	0	4.4
10/23/2013 05:00	3.6	3.6	0	0	3.6
10/23/2013 06:00	3.6	3.6	0	0	3.6
10/23/2013 07:00	6.3	5.3	0	0	5.3
10/23/2013 08:00	30.4	27.3	0	0	27.3
10/23/2013 09:00	28.3	25.1	0	0	25.1
10/23/2013 10:00	81.1	71.9	0	0	71.9
10/23/2013 11:00	301.6	268	0	0	268
10/23/2013 12:00	315.7	281.3	0	0	281.3
10/23/2013 13:00	0	0	0	0	0
10/23/2013 14:00	0	0	0	0	0
10/23/2013 15:00	0	0	0	0	0
10/23/2013 16:00	0	0	0	0	0
10/23/2013 17:00	0	0	0	0	0
10/23/2013 18:00	0	0	0	0	0
10/23/2013 19:00	0	0	0	0	0
10/23/2013 20:00	0	0	0	0	0
10/23/2013 21:00	0	0	0	0	0
10/23/2013 22:00	0	0	0	0	0
10/23/2013 23:00	0	0	0	0	0
10/24/2013 00:00	0	0	0	0	0
10/24/2013 01:00	0	0	0	0	0
10/24/2013 02:00	0	0	0	0	0
10/24/2013 03:00	0	0	0	0	0
10/24/2013 04:00	0	0	0	0	0
10/24/2013 05:00	0	0	0	0	0
10/24/2013 06:00	0	0	0	0	0
10/24/2013 07:00	0	0	0	0	0
10/24/2013 08:00	0	0	0	0	0
10/24/2013 09:00	0	0	0	0	0
10/24/2013 10:00	0	0	0	0	0
10/24/2013 11:00	0	0	0	0	0
10/24/2013 12:00	0	0	0	0	0
10/24/2013 13:00	0	0	0	0	0
10/24/2013 14:00	0	0	0	0	0
10/24/2013 15:00	0	0	0	0	0
10/24/2013 16:00	0	0	0	0	0
10/24/2013 17:00	0	0	0	0	0
10/24/2013 18:00	0	0	0	0	0
10/24/2013 19:00	0	0	0	0	0
10/24/2013 20:00	0	0	0	0	0
10/24/2013 21:00	0	0	0	0	0
10/24/2013 22:00	0	0	0	0	0
10/24/2013 23:00	0	0	0	0	0
10/25/2013 00:00	0	0	0	0	0
10/25/2013 01:00	0	0	0	0	0
10/25/2013 02:00	0	0	0	0	0
10/25/2013 03:00	0	0	0	0	0
10/25/2013 04:00	0	0	0	0	0
10/25/2013 05:00	0	0	0	0	0
10/25/2013 06:00	0	0	0	0	0
10/25/2013 07:00	0	0	0	0	0
10/25/2013 08:00	0	0	0	0	0
10/25/2013 09:00	0	0	0	0	0
10/25/2013 10:00	0	0	0	0	0
10/25/2013 11:00	0	0	0	0	0
10/25/2013 12:00	0	0	0	0	0
10/25/2013 13:00	0	0	0	0	0
10/25/2013 14:00	0	0	0	0	0

	Unit 1 (Part 75 Data)	Unit 1 (Part 60 Data)	Unit 2 (Part 75 Data)	Unit 2 (Part 60 Data)	Units 1&2 Combined
	SO2_LbPerHr	SO2_P60_LbPerHr	SO2_LbPerHr	SO2_P60_LbPerHr	(Part 60 Data)
	1H	1H	1H	1H	
Time	Value	Value	Value	Value	
10/25/2013 15:00	0	0	0	0	0
10/25/2013 16:00	0	0	0	0	0
10/25/2013 17:00	0	0	0	0	0
10/25/2013 18:00	0	0	0	0	0
10/25/2013 19:00	0	0	0	0	0
10/25/2013 20:00	0	0	0	0	0
10/25/2013 21:00	0	0	0	0	0
10/25/2013 22:00	0	0	0	0	0
10/25/2013 23:00	0	0	0	0	0
10/26/2013 00:00	0	0	0	0	0
10/26/2013 01:00	0	0	0	0	0
10/26/2013 02:00	0	0	0	0	0
10/26/2013 03:00	0	0	0	0	0
10/26/2013 04:00	0	0	0	0	0
10/26/2013 05:00	0	0	0	0	0
10/26/2013 06:00	0	0	0	0	0
10/26/2013 07:00	0	0	0	0	0
10/26/2013 08:00	0	0	0	0	0
10/26/2013 09:00	0	0	0	0	0
10/26/2013 10:00	0	0	0	0	0
10/26/2013 11:00	0	0	0	0	0
10/26/2013 12:00	0	0	0	0	0
10/26/2013 13:00	0	0	0	0	0
10/26/2013 14:00	0	0	0	0	0
10/26/2013 15:00	0	0	0	0	0
10/26/2013 16:00	0	0	0	0	0
10/26/2013 17:00	0	0	0	0	0
10/26/2013 18:00	0	0	0	0	0
10/26/2013 19:00	0	0	0	0	0
10/26/2013 20:00	0	0	0	0	0
10/26/2013 21:00	0	0	0	0	0
10/26/2013 22:00	0	0	0	0	0
10/26/2013 23:00	0	0	0	0	0
10/27/2013 00:00	0	0	0	0	0
10/27/2013 01:00	0	0	0	0	0
10/27/2013 02:00	0	0	0	0	0
10/27/2013 03:00	0	0	0	0	0
10/27/2013 04:00	0	0	0	0	0
10/27/2013 05:00	0	0	0	0	0
10/27/2013 06:00	0	0	0	0	0
10/27/2013 07:00	0	0	0	0	0
10/27/2013 08:00	0	0	0	0	0
10/27/2013 09:00	0	0	0	0	0
10/27/2013 10:00	0	0	6.7	6.7	6.7
10/27/2013 11:00	0	0	3.6	3.6	3.6
10/27/2013 12:00	0	0	8.5	8.5	8.5
10/27/2013 13:00	0	0	14.7	14.7	14.7
10/27/2013 14:00	0	0	38.3	38.3	38.3
10/27/2013 15:00	0	0	44.8	44.8	44.8
10/27/2013 16:00	0	0	90.8	90.8	90.8
10/27/2013 17:00	0	0	103.4	103.4	103.4
10/27/2013 18:00	0	0	178.9	178.9	178.9
10/27/2013 19:00	0	0	377.8	377.8	377.8
10/27/2013 20:00	0	0	788.9	788.9	788.9
10/27/2013 21:00	0	0	325.6	325.6	325.6
10/27/2013 22:00	0	0	361.6	361.6	361.6
10/27/2013 23:00	0	0	597.1	597.1	597.1
10/28/2013 00:00	0	0	396.5	396.5	396.5
10/28/2013 01:00	0	0	388.6	388.6	388.6
10/28/2013 02:00	0	0	259.9	259.9	259.9
10/28/2013 03:00	0	0	380.3	380.3	380.3
10/28/2013 04:00	0	0	495	495	495
10/28/2013 05:00	0	0	534.7	534.7	534.7
10/28/2013 06:00	0	0	883.5	883.5	883.5
10/28/2013 07:00	0	0	652.4	652.4	652.4

	Unit 1 (Part 75 Data)	Unit 1 (Part 60 Data)	Unit 2 (Part 75 Data)	Unit 2 (Part 60 Data)	Units 1&2 Combined
	SO2_LbPerHr	SO2_P60_LbPerHr	SO2_LbPerHr	SO2_P60_LbPerHr	(Part 60 Data)
	1H	1H	1H	1H	
Time	Value	Value	Value	Value	
10/28/2013 08:00	0	0	573	573	573
10/28/2013 09:00	0	0	553.7	553.7	553.7
10/28/2013 10:00	0	0	616.3	616.3	616.3
10/28/2013 11:00	0	0	763.7	763.7	763.7
10/28/2013 12:00	0	0	772.5	772.5	772.5
10/28/2013 13:00	0	0	727.1	727.1	727.1
10/28/2013 14:00	0	0	621.4	621.4	621.4
10/28/2013 15:00	0	0	717.1	717.1	717.1
10/28/2013 16:00	0	0	460.3	460.3	460.3
10/28/2013 17:00	0	0	503.3	503.3	503.3
10/28/2013 18:00	0	0	827.5	827.5	827.5
10/28/2013 19:00	0	0	880.5	880.5	880.5
10/28/2013 20:00	0	0	429.3	429.3	429.3
10/28/2013 21:00	0	0	317.4	317.4	317.4
10/28/2013 22:00	0	0	607.1	607.1	607.1
10/28/2013 23:00	0	0	441.6	441.6	441.6
10/29/2013 00:00	0	0	338.8	338.8	338.8
10/29/2013 01:00	0	0	469.6	469.6	469.6
10/29/2013 02:00	0	0	455	455	455
10/29/2013 03:00	0	0	451.7	451.7	451.7
10/29/2013 04:00	0	0	531.6	531.6	531.6
10/29/2013 05:00	0	0	627.6	627.6	627.6
10/29/2013 06:00	0	0	961.3	961.3	961.3
10/29/2013 07:00	0	0	673.9	673.9	673.9
10/29/2013 08:00	0	0	561.8	561.8	561.8
10/29/2013 09:00	0	0	532.1	532.1	532.1
10/29/2013 10:00	0	0	528.7	528.7	528.7
10/29/2013 11:00	0	0	553.6	553.6	553.6
10/29/2013 12:00	0	0	599.3	599.3	599.3
10/29/2013 13:00	0	0	612.3	612.3	612.3
10/29/2013 14:00	0	0	416.7	416.7	416.7
10/29/2013 15:00	0	0	265.8	265.8	265.8
10/29/2013 16:00	0	0	237.1	237.1	237.1
10/29/2013 17:00	0	0	171.5	171.5	171.5
10/29/2013 18:00	0	0	250.2	250.2	250.2
10/29/2013 19:00	0	0	112.3	112.3	112.3
10/29/2013 20:00	0	0	189.5	189.5	189.5
10/29/2013 21:00	0	0	219.9	219.9	219.9
10/29/2013 22:00	0	0	273.7	273.7	273.7
10/29/2013 23:00	0	0	341.4	341.4	341.4
10/30/2013 00:00	0	0	350.8	350.8	350.8
10/30/2013 01:00	0	0	369.9	369.9	369.9
10/30/2013 02:00	0	0	394.9	394.9	394.9
10/30/2013 03:00	0	0	510.2	510.2	510.2
10/30/2013 04:00	0	0	370.2	370.2	370.2
10/30/2013 05:00	0	0	566	566	566
10/30/2013 06:00	0	0	634.8	634.8	634.8
10/30/2013 07:00	0	0	714.6	714.6	714.6
10/30/2013 08:00	0	0	611.1	611.1	611.1
10/30/2013 09:00	0	0	559.1	559.1	559.1
10/30/2013 10:00	0	0	531.1	531.1	531.1
10/30/2013 11:00	0	0	553.1	553.1	553.1
10/30/2013 12:00	0	0	628.4	628.4	628.4
10/30/2013 13:00	0	0	649.4	649.4	649.4
10/30/2013 14:00	0	0	634.5	634.5	634.5
10/30/2013 15:00	0	0	657.4	657.4	657.4
10/30/2013 16:00	0	0	620.1	620.1	620.1
10/30/2013 17:00	0	0	622.2	622.2	622.2
10/30/2013 18:00	0	0	603.4	603.4	603.4
10/30/2013 19:00	0	0	586.3	586.3	586.3
10/30/2013 20:00	0	0	698.4	698.4	698.4
10/30/2013 21:00	0	0	591.1	591.1	591.1
10/30/2013 22:00	0	0	399	399	399
10/30/2013 23:00	0	0	356	356	356
10/31/2013 00:00	0	0	511.7	511.7	511.7

	Unit 1 (Part 75 Data)	Unit 1 (Part 60 Data)	Unit 2 (Part 75 Data)	Unit 2 (Part 60 Data)	Units 1&2 Combined
	SO2_LbPerHr	SO2_P60_LbPerHr	SO2_LbPerHr	SO2_P60_LbPerHr	(Part 60 Data)
	1H	1H	1H	1H	
Time	Value	Value	Value	Value	
10/31/2013 01:00	0	0	406.2	406.2	406.2
10/31/2013 02:00	0	0	400.1	400.1	400.1
10/31/2013 03:00	0	0	512.2	512.2	512.2
10/31/2013 04:00	0	0	465.8	465.8	465.8
10/31/2013 05:00	0	0	597	597	597
10/31/2013 06:00	0	0	594	594	594
10/31/2013 07:00	0	0	581	581	581
10/31/2013 08:00	0	0	593.3	593.3	593.3
10/31/2013 09:00	0	0	559.6	559.6	559.6
10/31/2013 10:00	0	0	584.6	584.6	584.6
10/31/2013 11:00	0	0	659.3	659.3	659.3
10/31/2013 12:00	0	0	699.3	699.3	699.3
10/31/2013 13:00	0	0	438.7	438.7	438.7
10/31/2013 14:00	0	0	550	550	550
10/31/2013 15:00	0	0	642.8	642.8	642.8
10/31/2013 16:00	0	0	677.7	677.7	677.7
10/31/2013 17:00	0	0	602.2	602.2	602.2
10/31/2013 18:00	0	0	474.7	474.7	474.7
10/31/2013 19:00	0	0	588.6	588.6	588.6
10/31/2013 20:00	0	0	580.8	580.8	580.8
10/31/2013 21:00	0	0	332.1	332.1	332.1
10/31/2013 22:00	0	0	385.4	385.4	385.4
10/31/2013 23:00	0	0	428.5	428.5	428.5
11/01/2013 00:00	0	0	389.5	389.5	389.5
11/01/2013 01:00	0	0	411	411	411
11/01/2013 02:00	0	0	392.1	392.1	392.1
11/01/2013 03:00	0	0	400.4	400.4	400.4
11/01/2013 04:00	0	0	487.9	487.9	487.9
11/01/2013 05:00	0	0	550.6	550.6	550.6
11/01/2013 06:00	0	0	611.7	611.7	611.7
11/01/2013 07:00	0	0	473	473	473
11/01/2013 08:00	0	0	574.1	574.1	574.1
11/01/2013 09:00	0	0	535.4	535.4	535.4
11/01/2013 10:00	0	0	454.7	454.7	454.7
11/01/2013 11:00	0	0	604.8	604.8	604.8
11/01/2013 12:00	0	0	581.9	581.9	581.9
11/01/2013 13:00	0	0	448.6	448.6	448.6
11/01/2013 14:00	0	0	549.6	549.6	549.6
11/01/2013 15:00	0	0	643.6	643.6	643.6
11/01/2013 16:00	0	0	475.1	475.1	475.1
11/01/2013 17:00	0	0	688.7	688.7	688.7
11/01/2013 18:00	0	0	579.9	579.9	579.9
11/01/2013 19:00	0	0	433.4	433.4	433.4
11/01/2013 20:00	0	0	403.3	403.3	403.3
11/01/2013 21:00	0	0	427.4	427.4	427.4
11/01/2013 22:00	0	0	532.3	532.3	532.3
11/01/2013 23:00	0	0	416.8	416.8	416.8
11/02/2013 00:00	0	0	373.5	373.5	373.5
11/02/2013 01:00	0	0	483.8	483.8	483.8
11/02/2013 02:00	0	0	366.4	366.4	366.4
11/02/2013 03:00	0	0	448.5	448.5	448.5
11/02/2013 04:00	0	0	508.8	508.8	508.8
11/02/2013 05:00	0	0	494.3	494.3	494.3
11/02/2013 06:00	0	0	447.6	447.6	447.6
11/02/2013 07:00	0	0	584.2	584.2	584.2
11/02/2013 08:00	0	0	507.4	507.4	507.4
11/02/2013 09:00	0	0	733.9	733.9	733.9
11/02/2013 10:00	0	0	546.7	546.7	546.7
11/02/2013 11:00	0	0	445.9	445.9	445.9
11/02/2013 12:00	0	0	418.2	418.2	418.2
11/02/2013 13:00	0	0	527.6	527.6	527.6
11/02/2013 14:00	0	0	469.7	469.7	469.7
11/02/2013 15:00	0	0	496.3	496.3	496.3
11/02/2013 16:00	0	0	538.6	538.6	538.6
11/02/2013 17:00	0	0	572.9	572.9	572.9

	Unit 1 (Part 75 Data)	Unit 1 (Part 60 Data)	Unit 2 (Part 75 Data)	Unit 2 (Part 60 Data)	Units 1&2 Combined
	SO2_LbPerHr	SO2_P60_LbPerHr	SO2_LbPerHr	SO2_P60_LbPerHr	(Part 60 Data)
	1H	1H	1H	1H	
Time	Value	Value	Value	Value	
11/02/2013 18:00	0	0	571.1	571.1	571.1
11/02/2013 19:00	1.8	1.8	534.6	534.6	536.4
11/02/2013 20:00	0	0	421.1	421.1	421.1
11/02/2013 21:00	9.2	8.2	390.8	390.8	399
11/02/2013 22:00	12.8	11.8	536.8	536.8	548.6
11/02/2013 23:00	21.1	19	497.4	497.4	516.4
11/03/2013 00:00	33.1	29	454.9	454.9	483.9
11/03/2013 01:00	27.6	24.5	473.8	473.8	498.3
11/03/2013 02:00	36.9	32.8	499	499	531.8
11/03/2013 03:00	44.4	39.3	459.3	459.3	498.6
11/03/2013 04:00	43.6	38.5	476.7	476.7	515.2
11/03/2013 05:00	53.9	47.7	523.7	523.7	571.4
11/03/2013 06:00	48.4	43.2	547.1	547.1	590.3
11/03/2013 07:00	45.7	40.5	533.4	533.4	573.9
11/03/2013 08:00	40.1	35.9	585.5	585.5	621.4
11/03/2013 09:00	68.3	61	560.1	560.1	621.1
11/03/2013 10:00	63.1	55.8	400.2	400.2	456
11/03/2013 11:00	22.7	20.5	428.2	428.2	448.7
11/03/2013 12:00	23.2	20.4	523.3	523.3	543.7
11/03/2013 13:00	30.9	27.2	512.9	512.9	540.1
11/03/2013 14:00	30.2	26.6	482	482	508.6
11/03/2013 15:00	32	28.3	448.6	448.6	476.9
11/03/2013 16:00	53.5	47.6	487.5	487.5	535.1
11/03/2013 17:00	334.9	298.1	576.2	576.2	874.3
11/03/2013 18:00	338.2	301.4	463.2	463.2	764.6
11/03/2013 19:00	436.5	388	524.5	524.5	912.5
11/03/2013 20:00	738.3	656.3	566.4	566.4	1222.7
11/03/2013 21:00	620.7	552.3	370.7	370.7	923
11/03/2013 22:00	512.1	455.3	343.8	343.8	799.1
11/03/2013 23:00	600.6	534.1	618	618	1152.1
11/04/2013 00:00	529.3	470.7	357	357	827.7
11/04/2013 01:00	510.4	453.9	406.3	406.3	860.2
11/04/2013 02:00	566.3	504.3	468.8	468.8	973.1
11/04/2013 03:00	583.1	518.7	477.3	477.3	996
11/04/2013 04:00	563	501.2	404.9	404.9	906.1
11/04/2013 05:00	655.8	583.6	523.9	523.9	1107.5
11/04/2013 06:00	719.6	639.4	702.2	702.2	1341.6
11/04/2013 07:00	654.8	582.5	493.4	493.4	1075.9
11/04/2013 08:00	626.9	557.7	466.7	466.7	1024.4
11/04/2013 09:00	635.2	564.6	483.2	483.2	1047.8
11/04/2013 10:00	660.5	587.4	665.8	665.8	1253.2
11/04/2013 11:00	789.6	703.1	538.9	538.9	1242
11/04/2013 12:00	650	577.5	506.8	506.8	1084.3
11/04/2013 13:00	785.9	698.7	629.1	629.1	1327.8
11/04/2013 14:00	629.8	560.5	572.6	572.6	1133.1
11/04/2013 15:00	649.5	578	469.7	469.7	1047.7
11/04/2013 16:00	778.7	691.7	527.6	527.6	1219.3
11/04/2013 17:00	731.4	649.6	723.1	723.1	1372.7
11/04/2013 18:00	777.9	691.4	611.1	611.1	1302.5
11/04/2013 19:00	794.9	707.1	539.9	539.9	1247
11/04/2013 20:00	693.6	616.1	579.2	579.2	1195.3
11/04/2013 21:00	691.7	615.6	548	548	1163.6
11/04/2013 22:00	651.6	578.9	443.5	443.5	1022.4
11/04/2013 23:00	647.8	576.2	418.1	418.1	994.3
11/05/2013 00:00	609.7	542.9	441.5	441.5	984.4
11/05/2013 01:00	590.4	0	545.4	545.4	545.4
11/05/2013 02:00	607	0	412.9	412.9	412.9
11/05/2013 03:00	602	0	451.6	451.6	451.6
11/05/2013 04:00	597.1	0	497.6	497.6	497.6
11/05/2013 05:00	612	0	499.2	499.2	499.2
11/05/2013 06:00	698.5	0	685.7	685.7	685.7
11/05/2013 07:00	790.6	0	664.1	664.1	664.1
11/05/2013 08:00	666.8	593	502.3	502.3	1095.3
11/05/2013 09:00	826.2	734.2	573.9	573.9	1308.1
11/05/2013 10:00	787.1	699.4	502.8	502.8	1202.2

	Unit 1 (Part 75 Data)	Unit 1 (Part 60 Data)	Unit 2 (Part 75 Data)	Unit 2 (Part 60 Data)	Units 1&2 Combined
	SO2_LbPerHr	SO2_P60_LbPerHr	SO2_LbPerHr	SO2_P60_LbPerHr	(Part 60 Data)
	1H	1H	1H	1H	
Time	Value	Value	Value	Value	
11/05/2013 11:00	714.4	634.7	729.7	729.7	1364.4
11/05/2013 12:00	809.9	719.6	556.9	556.9	1276.5
11/05/2013 13:00	777.8	692.1	580.9	580.9	1273
11/05/2013 14:00	719.1	638.9	511.7	511.7	1150.6
11/05/2013 15:00	731.5	651	618	618	1269
11/05/2013 16:00	780.9	694.3	670.3	670.3	1364.6
11/05/2013 17:00	695.7	619.5	695.9	695.9	1315.4
11/05/2013 18:00	825.1	733	729.7	729.7	1462.7
11/05/2013 19:00	605.9	538.7	502	502	1040.7
11/05/2013 20:00	755.7	671.7	411.4	411.4	1083.1
11/05/2013 21:00	479.8	427.3	430.3	430.3	857.6
11/05/2013 22:00	547.2	486.6	402.4	402.4	889
11/05/2013 23:00	495.5	440	541.7	541.7	981.7
11/06/2013 00:00	390.9	348.2	683.6	683.6	1031.8
11/06/2013 01:00	433.7	0	497	497	497
11/06/2013 02:00	400.8	0	472.6	472.6	472.6
11/06/2013 03:00	417.3	0	535.1	535.1	535.1
11/06/2013 04:00	390.4	0	547	547	547
11/06/2013 05:00	391.9	0	549.3	549.3	549.3
11/06/2013 06:00	543.7	0	773.4	773.4	773.4
11/06/2013 07:00	578.8	0	812.4	812.4	812.4
11/06/2013 08:00	582.4	0	623.9	623.9	623.9
11/06/2013 09:00	590.5	524.8	594.5	594.5	1119.3
11/06/2013 10:00	682.7	607.5	641.4	641.4	1248.9
11/06/2013 11:00	598.7	532.3	714.7	714.7	1247
11/06/2013 12:00	529.9	471.8	727.1	727.1	1198.9
11/06/2013 13:00	651.5	578.7	871.4	871.4	1450.1
11/06/2013 14:00	562	500.1	758.1	758.1	1258.2
11/06/2013 15:00	427.8	380.6	900.9	900.9	1281.5
11/06/2013 16:00	484.6	430.4	1047.1	1047.1	1477.5
11/06/2013 17:00	590.2	524.1	1176.5	1176.5	1700.6
11/06/2013 18:00	203.5	180.9	1025.5	1025.5	1206.4
11/06/2013 19:00	134.4	119.4	820.1	820.1	939.5
11/06/2013 20:00	183.3	162.9	621.3	621.3	784.2
11/06/2013 21:00	137.3	122	519.7	519.7	641.7
11/06/2013 22:00	477.9	425.3	368.9	368.9	794.2
11/06/2013 23:00	334.7	297.8	270.7	270.7	568.5
11/07/2013 00:00	331.1	294	409.8	409.8	703.8
11/07/2013 01:00	212.4	0	465.6	465.6	465.6
11/07/2013 02:00	236.3	0	410.8	410.8	410.8
11/07/2013 03:00	335	0	391.9	391.9	391.9
11/07/2013 04:00	362	0	382.3	382.3	382.3
11/07/2013 05:00	485.2	0	587.2	587.2	587.2
11/07/2013 06:00	528.9	0	514	514	514
11/07/2013 07:00	496.8	0	654.5	654.5	654.5
11/07/2013 08:00	525	466.2	686.7	686.7	1152.9
11/07/2013 09:00	504.6	449.3	646.9	646.9	1096.2
11/07/2013 10:00	831.7	740.2	693.7	693.7	1433.9
11/07/2013 11:00	471	419.1	643.9	643.9	1063
11/07/2013 12:00	560.1	498.7	657.5	657.5	1156.2
11/07/2013 13:00	557.9	496.1	648.3	648.3	1144.4
11/07/2013 14:00	486.9	432.2	618.5	618.5	1050.7
11/07/2013 15:00	460.9	409.7	469.8	469.8	879.5
11/07/2013 16:00	583.3	518	620.1	620.1	1138.1
11/07/2013 17:00	629.4	559	753.6	753.6	1312.6
11/07/2013 18:00	505.6	450.2	767.1	767.1	1217.3
11/07/2013 19:00	531.9	473	673.2	673.2	1146.2
11/07/2013 20:00	701	623.6	648.1	648.1	1271.7
11/07/2013 21:00	414	367.8	626.4	626.4	994.2
11/07/2013 22:00	547.5	486.4	501.6	501.6	988
11/07/2013 23:00	446.1	396.4	442.9	442.9	839.3
11/08/2013 00:00	318	282.9	486.8	486.8	769.7
11/08/2013 01:00	503.4	0	622.2	622.2	622.2
11/08/2013 02:00	409	0	463.2	463.2	463.2
11/08/2013 03:00	365.9	0	518.7	518.7	518.7

	Unit 1 (Part 75 Data)	Unit 1 (Part 60 Data)	Unit 2 (Part 75 Data)	Unit 2 (Part 60 Data)	Units 1&2 Combined
	SO2_LbPerHr	SO2_P60_LbPerHr	SO2_LbPerHr	SO2_P60_LbPerHr	(Part 60 Data)
	1H	1H	1H	1H	
Time	Value	Value	Value	Value	
11/08/2013 04:00	470.3	0	557.2	557.2	557.2
11/08/2013 05:00	448.7	0	652.5	652.5	652.5
11/08/2013 06:00	542.8	0	663	663	663
11/08/2013 07:00	606.5	0	800.2	800.2	800.2
11/08/2013 08:00	509.6	0	614.9	614.9	614.9
11/08/2013 09:00	516.4	459	516.4	516.4	975.4
11/08/2013 10:00	697.3	621	653.5	653.5	1274.5
11/08/2013 11:00	625.8	556.1	766.9	766.9	1323
11/08/2013 12:00	428.1	381.5	723.6	723.6	1105.1
11/08/2013 13:00	902.3	801.6	603.2	603.2	1404.8
11/08/2013 14:00	737.1	655.5	501.2	501.2	1156.7
11/08/2013 15:00	466.1	414.9	448.3	448.3	863.2
11/08/2013 16:00	578.7	514.5	587.3	587.3	1101.8
11/08/2013 17:00	603.8	536.2	779.6	779.6	1315.8
11/08/2013 18:00	426.2	378.2	644.3	644.3	1022.5
11/08/2013 19:00	624.1	554.8	574	574	1128.8
11/08/2013 20:00	553.1	491.1	659.5	659.5	1150.6
11/08/2013 21:00	500.4	445	646.8	646.8	1091.8
11/08/2013 22:00	547.3	486.4	525	525	1011.4
11/08/2013 23:00	531.4	472.2	493.3	493.3	965.5
11/09/2013 00:00	555.5	494	657.1	657.1	1151.1
11/09/2013 01:00	465.8	414.6	732.4	732.4	1147
11/09/2013 02:00	557.6	496.3	615.5	615.5	1111.8
11/09/2013 03:00	436.8	387.8	611.9	611.9	999.7
11/09/2013 04:00	594.9	528.7	680.7	680.7	1209.4
11/09/2013 05:00	505	448.4	511.3	511.3	959.7
11/09/2013 06:00	490.1	435.5	451.5	451.5	887
11/09/2013 07:00	434	386.1	371.6	371.6	757.7
11/09/2013 08:00	503	447.1	589.9	589.9	1037
11/09/2013 09:00	467.2	415.7	787.9	787.9	1203.6
11/09/2013 10:00	426.7	378.8	458.7	458.7	837.5
11/09/2013 11:00	422.9	376.7	336.4	336.4	713.1
11/09/2013 12:00	419.5	372.4	529.5	529.5	901.9
11/09/2013 13:00	422.4	375.3	555.5	555.5	930.8
11/09/2013 14:00	398.7	354.6	438.7	438.7	793.3
11/09/2013 15:00	399.9	355.5	482.6	482.6	838.1
11/09/2013 16:00	396.8	352.7	568.6	568.6	921.3
11/09/2013 17:00	535.3	476.6	661.4	661.4	1138
11/09/2013 18:00	688.2	611.6	586.5	586.5	1198.1
11/09/2013 19:00	679	604	473.6	473.6	1077.6
11/09/2013 20:00	661.6	589.2	522.8	522.8	1112
11/09/2013 21:00	674.5	599.8	565.8	565.8	1165.6
11/09/2013 22:00	598.3	532.5	453.8	453.8	986.3
11/09/2013 23:00	452.9	402.4	426.8	426.8	829.2
11/10/2013 00:00	343.4	305.9	428.1	428.1	734
11/10/2013 01:00	347.7	308.9	471.6	471.6	780.5
11/10/2013 02:00	291.9	259.6	394.8	394.8	654.4
11/10/2013 03:00	337.8	300.4	459.5	459.5	759.9
11/10/2013 04:00	333.2	295.9	424.7	424.7	720.6
11/10/2013 05:00	321.5	285.7	441.3	441.3	727
11/10/2013 06:00	373	331.1	529.6	529.6	860.7
11/10/2013 07:00	336.1	298.3	424.7	424.7	723
11/10/2013 08:00	337.4	299.5	407.2	407.2	706.7
11/10/2013 09:00	302.5	268.4	418.8	418.8	687.2
11/10/2013 10:00	296.6	264.3	432.4	432.4	696.7
11/10/2013 11:00	353.4	314.7	534	534	848.7
11/10/2013 12:00	350.2	311.5	505.6	505.6	817.1
11/10/2013 13:00	375.7	334.8	436.3	436.3	771.1
11/10/2013 14:00	377.5	335.4	421.7	421.7	757.1
11/10/2013 15:00	377.3	335.4	495.6	495.6	831
11/10/2013 16:00	415.7	369.6	514.3	514.3	883.9
11/10/2013 17:00	502.6	446.5	555.7	555.7	1002.2
11/10/2013 18:00	469.4	417.1	481.6	481.6	898.7
11/10/2013 19:00	397.6	354.1	383.6	383.6	737.7
11/10/2013 20:00	397.4	353.9	492.9	492.9	846.8

	Unit 1 (Part 75 Data)	Unit 1 (Part 60 Data)	Unit 2 (Part 75 Data)	Unit 2 (Part 60 Data)	Units 1&2 Combined
	SO2_LbPerHr	SO2_P60_LbPerHr	SO2_LbPerHr	SO2_P60_LbPerHr	(Part 60 Data)
	1H	1H	1H	1H	
Time	Value	Value	Value	Value	
11/10/2013 21:00	389.9	346.4	536.7	536.7	883.1
11/10/2013 22:00	317.3	282.3	395.2	395.2	677.5
11/10/2013 23:00	291	258.5	327.2	327.2	585.7
11/11/2013 00:00	288.3	256.1	567	567	823.1
11/11/2013 01:00	278.1	247.5	347.9	347.9	595.4
11/11/2013 02:00	342.3	305.1	569.4	569.4	874.5
11/11/2013 03:00	401.7	356.7	472.9	472.9	829.6
11/11/2013 04:00	413.8	368.6	437.2	437.2	805.8
11/11/2013 05:00	450.7	400.5	503.5	503.5	904
11/11/2013 06:00	731.4	649.9	669.9	669.9	1319.8
11/11/2013 07:00	615.9	547.4	582.8	582.8	1130.2
11/11/2013 08:00	511.2	453.9	526.7	526.7	980.6
11/11/2013 09:00	473.1	420	544.4	544.4	964.4
11/11/2013 10:00	565.3	502.9	617.4	617.4	1120.3
11/11/2013 11:00	506.2	451	652.8	652.8	1103.8
11/11/2013 12:00	458.9	407.9	523.9	523.9	931.8
11/11/2013 13:00	504.7	448.7	528.3	528.3	977
11/11/2013 14:00	454.8	404.4	470.6	470.6	875
11/11/2013 15:00	438.5	390.5	607.4	607.4	997.9
11/11/2013 16:00	307.2	273.1	744.8	744.8	1017.9
11/11/2013 17:00	290.6	259	717.9	717.9	976.9
11/11/2013 18:00	0	0	665.7	665.7	665.7
11/11/2013 19:00	0	0	634.1	634.1	634.1
11/11/2013 20:00	0	0	593.9	593.9	593.9
11/11/2013 21:00	0	0	442.8	442.8	442.8
11/11/2013 22:00	0	0	346.4	346.4	346.4
11/11/2013 23:00	0	0	385.7	385.7	385.7
11/12/2013 00:00	0	0	514.6	514.6	514.6
11/12/2013 01:00	0	0	549.9	549.9	549.9
11/12/2013 02:00	0	0	459.9	459.9	459.9
11/12/2013 03:00	0	0	459.7	459.7	459.7
11/12/2013 04:00	0	0	573.2	573.2	573.2
11/12/2013 05:00	0	0	508.1	508.1	508.1
11/12/2013 06:00	0	0	664.8	664.8	664.8
11/12/2013 07:00	0	0	647.1	647.1	647.1
11/12/2013 08:00	0	0	574.1	574.1	574.1
11/12/2013 09:00	0	0	619.9	619.9	619.9
11/12/2013 10:00	0	0	737.1	737.1	737.1
11/12/2013 11:00	0	0	798.3	798.3	798.3
11/12/2013 12:00	0	0	642.9	642.9	642.9
11/12/2013 13:00	0	0	577.2	577.2	577.2
11/12/2013 14:00	0	0	557	557	557
11/12/2013 15:00	0	0	708.8	708.8	708.8
11/12/2013 16:00	0	0	718	718	718
11/12/2013 17:00	0	0	857.4	857.4	857.4
11/12/2013 18:00	0	0	774.1	774.1	774.1
11/12/2013 19:00	0	0	635.9	635.9	635.9
11/12/2013 20:00	0	0	582.7	582.7	582.7
11/12/2013 21:00	0	0	572.7	572.7	572.7
11/12/2013 22:00	0	0	518.4	518.4	518.4
11/12/2013 23:00	0	0	547.8	547.8	547.8
11/13/2013 00:00	0	0	537.3	537.3	537.3
11/13/2013 01:00	0	0	564	564	564
11/13/2013 02:00	0	0	496.2	496.2	496.2
11/13/2013 03:00	0	0	597.1	597.1	597.1
11/13/2013 04:00	0	0	613.1	613.1	613.1
11/13/2013 05:00	0	0	777.9	777.9	777.9
11/13/2013 06:00	0	0	835.3	835.3	835.3
11/13/2013 07:00	0	0	654.1	654.1	654.1
11/13/2013 08:00	0	0	606.9	606.9	606.9
11/13/2013 09:00	0	0	625.6	625.6	625.6
11/13/2013 10:00	0	0	734.8	734.8	734.8
11/13/2013 11:00	0	0	774.7	774.7	774.7
11/13/2013 12:00	0	0	722.5	722.5	722.5
11/13/2013 13:00	0	0	691.4	691.4	691.4

	Unit 1 (Part 75 Data)	Unit 1 (Part 60 Data)	Unit 2 (Part 75 Data)	Unit 2 (Part 60 Data)	Units 1&2 Combined
	SO2_LbPerHr	SO2_P60_LbPerHr	SO2_LbPerHr	SO2_P60_LbPerHr	(Part 60 Data)
	1H	1H	1H	1H	
Time	Value	Value	Value	Value	
11/13/2013 14:00	0	0	690.9	690.9	690.9
11/13/2013 15:00	0	0	692	692	692
11/13/2013 16:00	0	0	735.2	735.2	735.2
11/13/2013 17:00	0	0	713.5	713.5	713.5
11/13/2013 18:00	0	0	722.1	722.1	722.1
11/13/2013 19:00	0	0	723.9	723.9	723.9
11/13/2013 20:00	0	0	693.1	693.1	693.1
11/13/2013 21:00	0	0	632.4	632.4	632.4
11/13/2013 22:00	0	0	442.9	442.9	442.9
11/13/2013 23:00	0	0	354.7	354.7	354.7
11/14/2013 00:00	0	0	576.5	576.5	576.5
11/14/2013 01:00	0	0	483.4	483.4	483.4
11/14/2013 02:00	0	0	453.5	453.5	453.5
11/14/2013 03:00	0	0	611.5	611.5	611.5
11/14/2013 04:00	0	0	703	703	703
11/14/2013 05:00	0	0	675	675	675
11/14/2013 06:00	0	0	565.5	565.5	565.5
11/14/2013 07:00	0	0	574.1	574.1	574.1
11/14/2013 08:00	0	0	712.4	712.4	712.4
11/14/2013 09:00	0	0	686.6	686.6	686.6
11/14/2013 10:00	0	0	760.8	760.8	760.8
11/14/2013 11:00	0	0	730.2	730.2	730.2
11/14/2013 12:00	0	0	632.8	632.8	632.8
11/14/2013 13:00	0	0	589.6	589.6	589.6
11/14/2013 14:00	0	0	621.3	621.3	621.3
11/14/2013 15:00	0	0	623.8	623.8	623.8
11/14/2013 16:00	0	0	497.1	497.1	497.1
11/14/2013 17:00	0	0	749.6	749.6	749.6
11/14/2013 18:00	0	0	716.2	716.2	716.2
11/14/2013 19:00	0	0	594.9	594.9	594.9
11/14/2013 20:00	0	0	539.6	539.6	539.6
11/14/2013 21:00	0	0	415	415	415
11/14/2013 22:00	0	0	467.7	467.7	467.7
11/14/2013 23:00	0	0	493.3	493.3	493.3
11/15/2013 00:00	0	0	394.1	394.1	394.1
11/15/2013 01:00	0	0	451.2	451.2	451.2
11/15/2013 02:00	0	0	511.5	511.5	511.5
11/15/2013 03:00	0	0	469.7	469.7	469.7
11/15/2013 04:00	0	0	425.1	425.1	425.1
11/15/2013 05:00	0	0	489.4	489.4	489.4
11/15/2013 06:00	0	0	500.1	500.1	500.1
11/15/2013 07:00	0	0	571	571	571
11/15/2013 08:00	0	0	618.2	618.2	618.2
11/15/2013 09:00	0	0	673.8	673.8	673.8
11/15/2013 10:00	0	0	751.9	751.9	751.9
11/15/2013 11:00	0	0	682	682	682
11/15/2013 12:00	0	0	508	508	508
11/15/2013 13:00	0	0	410.1	410.1	410.1
11/15/2013 14:00	0	0	491.4	491.4	491.4
11/15/2013 15:00	0	0	726.8	726.8	726.8
11/15/2013 16:00	0	0	711.9	711.9	711.9
11/15/2013 17:00	0	0	705.7	705.7	705.7
11/15/2013 18:00	0	0	744.1	744.1	744.1
11/15/2013 19:00	0	0	522.2	522.2	522.2
11/15/2013 20:00	0	0	365.7	365.7	365.7
11/15/2013 21:00	0	0	402.8	402.8	402.8
11/15/2013 22:00	0	0	507	507	507
11/15/2013 23:00	0	0	561.8	561.8	561.8
11/16/2013 00:00	0	0	540.2	540.2	540.2
11/16/2013 01:00	0	0	451.5	451.5	451.5
11/16/2013 02:00	0	0	433	433	433
11/16/2013 03:00	0	0	623	623	623
11/16/2013 04:00	0	0	472.9	472.9	472.9
11/16/2013 05:00	0	0	517.5	517.5	517.5
11/16/2013 06:00	0	0	549.2	549.2	549.2

	Unit 1 (Part 75 Data)	Unit 1 (Part 60 Data)	Unit 2 (Part 75 Data)	Unit 2 (Part 60 Data)	Units 1&2 Combined
	SO2_LbPerHr	SO2_P60_LbPerHr	SO2_LbPerHr	SO2_P60_LbPerHr	(Part 60 Data)
	1H	1H	1H	1H	
Time	Value	Value	Value	Value	
11/16/2013 07:00	0	0	541	541	541
11/16/2013 08:00	0	0	566.6	566.6	566.6
11/16/2013 09:00	0	0	384.1	384.1	384.1
11/16/2013 10:00	0	0	330.9	330.9	330.9
11/16/2013 11:00	0	0	337.2	337.2	337.2
11/16/2013 12:00	0	0	334.1	334.1	334.1
11/16/2013 13:00	0	0	461.9	461.9	461.9
11/16/2013 14:00	0	0	886.7	886.7	886.7
11/16/2013 15:00	0	0	576.5	576.5	576.5
11/16/2013 16:00	0	0	491.3	491.3	491.3
11/16/2013 17:00	0	0	620.4	620.4	620.4
11/16/2013 18:00	0	0	605.7	605.7	605.7
11/16/2013 19:00	0	0	465.9	465.9	465.9
11/16/2013 20:00	0	0	537.5	537.5	537.5
11/16/2013 21:00	0	0	558.1	558.1	558.1
11/16/2013 22:00	0	0	448.6	448.6	448.6
11/16/2013 23:00	0	0	492	492	492
11/17/2013 00:00	0	0	445.1	445.1	445.1
11/17/2013 01:00	0	0	494.8	494.8	494.8
11/17/2013 02:00	0	0	455.3	455.3	455.3
11/17/2013 03:00	0	0	441.1	441.1	441.1
11/17/2013 04:00	0	0	439	439	439
11/17/2013 05:00	0	0	455.6	455.6	455.6
11/17/2013 06:00	0	0	450.8	450.8	450.8
11/17/2013 07:00	0	0	443.5	443.5	443.5
11/17/2013 08:00	0	0	347.4	347.4	347.4
11/17/2013 09:00	0	0	227.9	227.9	227.9
11/17/2013 10:00	0	0	470.4	470.4	470.4
11/17/2013 11:00	0	0	559.9	559.9	559.9
11/17/2013 12:00	0	0	414.9	414.9	414.9
11/17/2013 13:00	0	0	649.2	649.2	649.2
11/17/2013 14:00	0	0	573.1	573.1	573.1
11/17/2013 15:00	0	0	515.9	515.9	515.9
11/17/2013 16:00	0	0	583.2	583.2	583.2
11/17/2013 17:00	0	0	881.9	881.9	881.9
11/17/2013 18:00	0	0	745.2	745.2	745.2
11/17/2013 19:00	19648.8	0	603.8	603.8	603.8
11/17/2013 20:00	0	0	510.1	510.1	510.1
11/17/2013 21:00	0	0	464.7	464.7	464.7
11/17/2013 22:00	0.9	0.8	513.6	513.6	514.4
11/17/2013 23:00	1.7	1.7	685.3	685.3	687
11/18/2013 00:00	0	0	799.8	799.8	799.8
11/18/2013 01:00	0	0	603.2	603.2	603.2
11/18/2013 02:00	0	0	525.9	525.9	525.9
11/18/2013 03:00	9.5	8.5	592.5	592.5	601
11/18/2013 04:00	2.6	2.6	688.9	688.9	691.5
11/18/2013 05:00	0	0	706.9	706.9	706.9
11/18/2013 06:00	2.6	2.6	656.6	656.6	659.2
11/18/2013 07:00	1.7	1.7	663.1	663.1	664.8
11/18/2013 08:00	17.4	15.5	718.3	718.3	733.8
11/18/2013 09:00	41	36.2	659.6	659.6	695.8
11/18/2013 10:00	77.5	68.8	673.5	673.5	742.3
11/18/2013 11:00	78	69.2	708	708	777.2
11/18/2013 12:00	83.7	74.8	655.1	655.1	729.9
11/18/2013 13:00	79.4	70.5	607.1	607.1	677.6
11/18/2013 14:00	249.1	221.7	594.8	594.8	816.5
11/18/2013 15:00	1740.8	1548.4	530.1	530.1	2078.5
11/18/2013 16:00	2503.8	2227.6	595.4	595.4	2823
11/18/2013 17:00	687.8	612.3	823.2	823.2	1435.5
11/18/2013 18:00	682.2	607	653.4	653.4	1260.4
11/18/2013 19:00	877	780.2	451.9	451.9	1232.1
11/18/2013 20:00	1160	1031.1	434.2	434.2	1465.3
11/18/2013 21:00	1337.3	1188.8	562.2	562.2	1751
11/18/2013 22:00	1104	982.5	541.8	541.8	1524.3
11/18/2013 23:00	1048.9	933.5	413.5	413.5	1347

	Unit 1 (Part 75 Data)	Unit 1 (Part 60 Data)	Unit 2 (Part 75 Data)	Unit 2 (Part 60 Data)	Units 1&2 Combined
	SO2_LbPerHr	SO2_P60_LbPerHr	SO2_LbPerHr	SO2_P60_LbPerHr	(Part 60 Data)
	1H	1H	1H	1H	
Time	Value	Value	Value	Value	
11/19/2013 00:00	877	780.1	440.5	440.5	1220.6
11/19/2013 01:00	903	803.7	487.9	487.9	1291.6
11/19/2013 02:00	904	803.8	446.1	446.1	1249.9
11/19/2013 03:00	801.5	712.4	457.6	457.6	1170
11/19/2013 04:00	974.8	867.4	525.2	525.2	1392.6
11/19/2013 05:00	1090.2	969.7	501.5	501.5	1471.2
11/19/2013 06:00	1589.6	1414.4	627.6	627.6	2042
11/19/2013 07:00	1476.7	1312.7	590.7	590.7	1903.4
11/19/2013 08:00	1256.9	1118.2	675.9	675.9	1794.1
11/19/2013 09:00	1218.6	1083.1	671.6	671.6	1754.7
11/19/2013 10:00	1022.3	908.4	518.1	518.1	1426.5
11/19/2013 11:00	1007.6	896.1	562	562	1458.1
11/19/2013 12:00	1030.2	917	638.2	638.2	1555.2
11/19/2013 13:00	1525.6	1357.7	644.7	644.7	2002.4
11/19/2013 14:00	1415.4	1258.8	652.8	652.8	1911.6
11/19/2013 15:00	1417.8	1260.3	643.6	643.6	1903.9
11/19/2013 16:00	1441.4	1281.9	634.2	634.2	1916.1
11/19/2013 17:00	1499	1333.1	626.7	626.7	1959.8
11/19/2013 18:00	1284.2	1142.1	608.7	608.7	1750.8
11/19/2013 19:00	1159.7	1031.6	631.9	631.9	1663.5
11/19/2013 20:00	980.7	872.6	663.7	663.7	1536.3
11/19/2013 21:00	985	875.8	682.1	682.1	1557.9
11/19/2013 22:00	700.5	623.6	495.5	495.5	1119.1
11/19/2013 23:00	910	808.7	644.2	644.2	1452.9
11/20/2013 00:00	725.6	645.6	559.7	559.7	1205.3
11/20/2013 01:00	608	541.4	513.8	513.8	1055.2
11/20/2013 02:00	656.8	584.6	471.8	471.8	1056.4
11/20/2013 03:00	716.7	636.8	622.9	622.9	1259.7
11/20/2013 04:00	661.2	587.5	587.6	587.6	1175.1
11/20/2013 05:00	801.9	713.7	701.2	701.2	1414.9
11/20/2013 06:00	1155.6	1026.9	728.2	728.2	1755.1
11/20/2013 07:00	1201.8	1069.8	521.1	521.1	1590.9
11/20/2013 08:00	941.9	838.1	539.6	539.6	1377.7
11/20/2013 09:00	678.3	602.4	624.6	624.6	1227
11/20/2013 10:00	536.7	477.1	630.4	630.4	1107.5
11/20/2013 11:00	598.5	531.9	595	595	1126.9
11/20/2013 12:00	837.7	744.2	640.1	640.1	1384.3
11/20/2013 13:00	687.5	611.6	790.9	790.9	1402.5
11/20/2013 14:00	604.2	537.1	666.8	666.8	1203.9
11/20/2013 15:00	590.1	524.1	494.9	494.9	1019
11/20/2013 16:00	562.2	500.5	383	383	883.5
11/20/2013 17:00	1011.6	899.1	784.5	784.5	1683.6
11/20/2013 18:00	1079.3	959.6	894.8	894.8	1854.4
11/20/2013 19:00	966.8	860.2	598	598	1458.2
11/20/2013 20:00	808.8	718.9	549.8	549.8	1268.7
11/20/2013 21:00	710.7	631.5	481.8	481.8	1113.3
11/20/2013 22:00	490	435.4	356.1	356.1	791.5
11/20/2013 23:00	524.3	466.6	463	463	929.6
11/21/2013 00:00	567.4	503.9	666.7	666.7	1170.6
11/21/2013 01:00	683.8	608.5	470.6	470.6	1079.1
11/21/2013 02:00	534.8	475.5	366.4	366.4	841.9
11/21/2013 03:00	626.3	556.5	462.9	462.9	1019.4
11/21/2013 04:00	612.7	545.6	542.7	542.7	1088.3
11/21/2013 05:00	670	595.5	547.4	547.4	1142.9
11/21/2013 06:00	675.5	600	495.8	495.8	1095.8
11/21/2013 07:00	758.5	674.6	523.3	523.3	1197.9
11/21/2013 08:00	708.1	629.9	641.2	641.2	1271.1
11/21/2013 09:00	722.3	641.6	464.8	464.8	1106.4
11/21/2013 10:00	895.1	795.4	663.5	663.5	1458.9
11/21/2013 11:00	815.4	724.7	621.9	621.9	1346.6
11/21/2013 12:00	707.1	629.2	515.3	515.3	1144.5
11/21/2013 13:00	675	600.1	465.2	465.2	1065.3
11/21/2013 14:00	791.6	704.1	529.7	529.7	1233.8
11/21/2013 15:00	708.2	629.5	601.8	601.8	1231.3
11/21/2013 16:00	710.8	631.4	588.1	588.1	1219.5

	Unit 1 (Part 75 Data)	Unit 1 (Part 60 Data)	Unit 2 (Part 75 Data)	Unit 2 (Part 60 Data)	Units 1&2 Combined
	SO2_LbPerHr	SO2_P60_LbPerHr	SO2_LbPerHr	SO2_P60_LbPerHr	(Part 60 Data)
	1H	1H	1H	1H	
Time	Value	Value	Value	Value	
11/21/2013 17:00	770.8	685.5	668.9	668.9	1354.4
11/21/2013 18:00	754.8	671.8	580.9	580.9	1252.7
11/21/2013 19:00	648.6	576.6	476.7	476.7	1053.3
11/21/2013 20:00	718.4	639.1	528.3	528.3	1167.4
11/21/2013 21:00	666.1	592.4	560.4	560.4	1152.8
11/21/2013 22:00	649.8	577.7	521.4	521.4	1099.1
11/21/2013 23:00	548.1	487.1	433.5	433.5	920.6
11/22/2013 00:00	648.8	576.3	512.4	512.4	1088.7
11/22/2013 01:00	658.8	585.4	530.2	530.2	1115.6
11/22/2013 02:00	536.5	477.8	393.7	393.7	871.5
11/22/2013 03:00	582.3	518.5	384.6	384.6	903.1
11/22/2013 04:00	646.6	574.5	507.8	507.8	1082.3
11/22/2013 05:00	473.4	420.9	429	429	849.9
11/22/2013 06:00	814.3	724.5	504.3	504.3	1228.8
11/22/2013 07:00	803.5	713.8	690.9	690.9	1404.7
11/22/2013 08:00	722.4	643	532.3	532.3	1175.3
11/22/2013 09:00	895	796.3	587.4	587.4	1383.7
11/22/2013 10:00	511.9	455	551.2	551.2	1006.2
11/22/2013 11:00	466.7	415	542.2	542.2	957.2
11/22/2013 12:00	639	568.5	487.8	487.8	1056.3
11/22/2013 13:00	485.3	431.4	535.7	535.7	967.1
11/22/2013 14:00	512.8	456.3	560.5	560.5	1016.8
11/22/2013 15:00	657.9	585.1	572.5	572.5	1157.6
11/22/2013 16:00	636.2	565.5	585.4	585.4	1150.9
11/22/2013 17:00	726	0	538.7	538.7	538.7
11/22/2013 18:00	854.7	0	653.8	653.8	653.8
11/22/2013 19:00	643.6	0	579.3	579.3	579.3
11/22/2013 20:00	579.4	0	500.7	500.7	500.7
11/22/2013 21:00	815.4	0	417	417	417
11/22/2013 22:00	624.5	0	387.3	387.3	387.3
11/22/2013 23:00	548.3	0	397.9	397.9	397.9
11/23/2013 00:00	590.7	0	502.5	502.5	502.5
11/23/2013 01:00	583.2	0	422.9	422.9	422.9
11/23/2013 02:00	425.8	0	410.6	410.6	410.6
11/23/2013 03:00	559.2	0	429.5	429.5	429.5
11/23/2013 04:00	481.2	0	435.8	435.8	435.8
11/23/2013 05:00	520.2	0	410.7	410.7	410.7
11/23/2013 06:00	509.7	0	531.4	531.4	531.4
11/23/2013 07:00	530.7	0	474.3	474.3	474.3
11/23/2013 08:00	553.2	0	394	394	394
11/23/2013 09:00	659.3	0	573.5	573.5	573.5
11/23/2013 10:00	611.7	544.4	461.2	461.2	1005.6
11/23/2013 11:00	601.5	535.3	497	497	1032.3
11/23/2013 12:00	677	601.9	483.2	483.2	1085.1
11/23/2013 13:00	635.9	566	506.2	506.2	1072.2
11/23/2013 14:00	602.3	536.3	454.2	454.2	990.5
11/23/2013 15:00	622.9	554.4	412.2	412.2	966.6
11/23/2013 16:00	625.8	556.2	487.7	487.7	1043.9
11/23/2013 17:00	681.9	605.7	615.6	615.6	1221.3
11/23/2013 18:00	822	730.8	705.7	705.7	1436.5
11/23/2013 19:00	907.7	807.4	562.6	562.6	1370
11/23/2013 20:00	628.6	559.2	493.2	493.2	1052.4
11/23/2013 21:00	581.8	517.2	504.7	504.7	1021.9
11/23/2013 22:00	593.9	528.4	538.4	538.4	1066.8
11/23/2013 23:00	701.4	623.6	605.5	605.5	1229.1
11/24/2013 00:00	715.7	636	598.6	598.6	1234.6
11/24/2013 01:00	547.3	487.4	446.2	446.2	933.6
11/24/2013 02:00	547.7	486.8	454.3	454.3	941.1
11/24/2013 03:00	781.6	695.7	716	716	1411.7
11/24/2013 04:00	654.4	582.4	624	624	1206.4
11/24/2013 05:00	596.9	530.8	569.1	569.1	1099.9
11/24/2013 06:00	634.9	564.6	549.7	549.7	1114.3
11/24/2013 07:00	670.4	596.4	603	603	1199.4
11/24/2013 08:00	803.7	714.3	743.1	743.1	1457.4
11/24/2013 09:00	1021.5	909.3	669	669	1578.3

	Unit 1 (Part 75 Data)	Unit 1 (Part 60 Data)	Unit 2 (Part 75 Data)	Unit 2 (Part 60 Data)	Units 1&2 Combined
	SO2_LbPerHr	SO2_P60_LbPerHr	SO2_LbPerHr	SO2_P60_LbPerHr	(Part 60 Data)
	1H	1H	1H	1H	
Time	Value	Value	Value	Value	
11/24/2013 10:00	908	806.7	632	632	1438.7
11/24/2013 11:00	604.9	538	511.6	511.6	1049.6
11/24/2013 12:00	575.6	511.1	552.6	552.6	1063.7
11/24/2013 13:00	630.5	560.3	610.5	610.5	1170.8
11/24/2013 14:00	649.1	576.7	570.2	570.2	1146.9
11/24/2013 15:00	729.5	649.5	560	560	1209.5
11/24/2013 16:00	785.8	699.3	617	617	1316.3
11/24/2013 17:00	798.8	711.2	734.2	734.2	1445.4
11/24/2013 18:00	941.5	837.7	762.5	762.5	1600.2
11/24/2013 19:00	1033.9	919.4	712.6	712.6	1632
11/24/2013 20:00	1129.5	1004.5	638.7	638.7	1643.2
11/24/2013 21:00	1262.4	1123.3	601.5	601.5	1724.8
11/24/2013 22:00	934.4	830.8	573.3	573.3	1404.1
11/24/2013 23:00	620.9	552.2	528.2	528.2	1080.4
11/25/2013 00:00	563.7	500.8	525.9	525.9	1026.7
11/25/2013 01:00	673.6	599.7	616.8	616.8	1216.5
11/25/2013 02:00	716.3	636.8	659.4	659.4	1296.2
11/25/2013 03:00	793	705.6	649.8	649.8	1355.4
11/25/2013 04:00	716.3	636.7	626	626	1262.7
11/25/2013 05:00	644.8	573.4	592.7	592.7	1166.1
11/25/2013 06:00	691.4	615.1	628.1	628.1	1243.2
11/25/2013 07:00	913.7	812.9	751.8	751.8	1564.7
11/25/2013 08:00	841.1	747.8	722.5	722.5	1470.3
11/25/2013 09:00	633.9	563.7	595.3	595.3	1159
11/25/2013 10:00	836	744.1	611.6	611.6	1355.7
11/25/2013 11:00	748.8	666	632.5	632.5	1298.5
11/25/2013 12:00	814.8	723.8	710.1	710.1	1433.9
11/25/2013 13:00	596.5	529.9	603	603	1132.9
11/25/2013 14:00	703.2	625	561.7	561.7	1186.7
11/25/2013 15:00	699.2	622	493.4	493.4	1115.4
11/25/2013 16:00	935.3	831.2	502.1	502.1	1333.3
11/25/2013 17:00	867	771.3	925.5	925.5	1696.8
11/25/2013 18:00	868.5	772.8	669.3	669.3	1442.1
11/25/2013 19:00	714.1	634.7	506.1	506.1	1140.8
11/25/2013 20:00	586.2	520.6	454	454	974.6
11/25/2013 21:00	777	691.6	537.7	537.7	1229.3
11/25/2013 22:00	662.8	588.9	476.1	476.1	1065
11/25/2013 23:00	637	566.2	587.1	587.1	1153.3
11/26/2013 00:00	625.8	556.1	513.8	513.8	1069.9
11/26/2013 01:00	494.6	440.5	398.3	398.3	838.8
11/26/2013 02:00	531	472.6	442.6	442.6	915.2
11/26/2013 03:00	649.9	578.2	473.9	473.9	1052.1
11/26/2013 04:00	541.9	482.4	432.5	432.5	914.9
11/26/2013 05:00	485	431.5	445.7	445.7	877.2
11/26/2013 06:00	620.9	551.7	521.1	521.1	1072.8
11/26/2013 07:00	738.5	656.9	647.7	647.7	1304.6
11/26/2013 08:00	687.6	611.1	613.5	613.5	1224.6
11/26/2013 09:00	739.4	657.2	579.5	579.5	1236.7
11/26/2013 10:00	901	800.4	668.2	668.2	1468.6
11/26/2013 11:00	905.1	805	633.2	633.2	1438.2
11/26/2013 12:00	750.1	667.9	589.9	589.9	1257.8
11/26/2013 13:00	685.1	610.1	595.6	595.6	1205.7
11/26/2013 14:00	729.6	648.2	620.4	620.4	1268.6
11/26/2013 15:00	815.8	726.3	650.3	650.3	1376.6
11/26/2013 16:00	894.4	796	650.6	650.6	1446.6
11/26/2013 17:00	838.7	745.2	617.1	617.1	1362.3
11/26/2013 18:00	727.4	647.3	582	582	1229.3
11/26/2013 19:00	448.8	399.5	429.5	429.5	829
11/26/2013 20:00	470.8	418.7	538.4	538.4	957.1
11/26/2013 21:00	516.7	459.9	562.8	562.8	1022.7
11/26/2013 22:00	451.2	401.9	373.8	373.8	775.7
11/26/2013 23:00	502.2	446.8	398.7	398.7	845.5
11/27/2013 00:00	505.1	449.5	506.4	506.4	955.9
11/27/2013 01:00	636.1	566.3	473.7	473.7	1040
11/27/2013 02:00	632.8	563.2	408.1	408.1	971.3

	Unit 1 (Part 75 Data)	Unit 1 (Part 60 Data)	Unit 2 (Part 75 Data)	Unit 2 (Part 60 Data)	Units 1&2 Combined
	SO2_LbPerHr	SO2_P60_LbPerHr	SO2_LbPerHr	SO2_P60_LbPerHr	(Part 60 Data)
	1H	1H	1H	1H	
Time	Value	Value	Value	Value	
11/27/2013 03:00	602.1	535.9	442.1	442.1	978
11/27/2013 04:00	611.4	543.7	466.2	466.2	1009.9
11/27/2013 05:00	641.3	570.6	430.7	430.7	1001.3
11/27/2013 06:00	605.9	538.7	522.3	522.3	1061
11/27/2013 07:00	761.7	678.1	492.3	492.3	1170.4
11/27/2013 08:00	921.3	820	522.9	522.9	1342.9
11/27/2013 09:00	758.9	675.1	507.4	507.4	1182.5
11/27/2013 10:00	673.9	598.6	461.6	461.6	1060.2
11/27/2013 11:00	0	0	492.1	492.1	492.1
11/27/2013 12:00	0	0	510.8	510.8	510.8
11/27/2013 13:00	0	0	503.3	503.3	503.3
11/27/2013 14:00	0	0	514.4	514.4	514.4
11/27/2013 15:00	0	0	509.4	509.4	509.4
11/27/2013 16:00	0	0	524.4	524.4	524.4
11/27/2013 17:00	0	0	487.4	487.4	487.4
11/27/2013 18:00	0	0	497.3	497.3	497.3
11/27/2013 19:00	0	0	535.1	535.1	535.1
11/27/2013 20:00	0	0	480.7	480.7	480.7
11/27/2013 21:00	0	0	462.5	462.5	462.5
11/27/2013 22:00	0	0	515	515	515
11/27/2013 23:00	0	0	636.5	636.5	636.5
11/28/2013 00:00	0	0	629.3	629.3	629.3
11/28/2013 01:00	0	0	383.7	383.7	383.7
11/28/2013 02:00	0	0	250.4	250.4	250.4
11/28/2013 03:00	0	0	465.3	465.3	465.3
11/28/2013 04:00	0	0	463.1	463.1	463.1
11/28/2013 05:00	0	0	318.6	318.6	318.6
11/28/2013 06:00	0	0	612.8	612.8	612.8
11/28/2013 07:00	0	0	548.6	548.6	548.6
11/28/2013 08:00	0	0	551.8	551.8	551.8
11/28/2013 09:00	0	0	586	586	586
11/28/2013 10:00	0	0	553.5	553.5	553.5
11/28/2013 11:00	0	0	534.4	534.4	534.4
11/28/2013 12:00	0	0	532.1	532.1	532.1
11/28/2013 13:00	0	0	405	405	405
11/28/2013 14:00	0	0	362.2	362.2	362.2
11/28/2013 15:00	0	0	440.6	440.6	440.6
11/28/2013 16:00	0	0	495.9	495.9	495.9
11/28/2013 17:00	0	0	629.9	629.9	629.9
11/28/2013 18:00	0	0	425.7	425.7	425.7
11/28/2013 19:00	0	0	389.1	389.1	389.1
11/28/2013 20:00	0	0	568	568	568
11/28/2013 21:00	0	0	551.6	551.6	551.6
11/28/2013 22:00	0	0	471.2	471.2	471.2
11/28/2013 23:00	0	0	485.5	485.5	485.5
11/29/2013 00:00	0	0	503.6	503.6	503.6
11/29/2013 01:00	0	0	530.1	530.1	530.1
11/29/2013 02:00	0	0	546	546	546
11/29/2013 03:00	0	0	526.9	526.9	526.9
11/29/2013 04:00	0	0	464.3	464.3	464.3
11/29/2013 05:00	0	0	518.8	518.8	518.8
11/29/2013 06:00	0	0	603.4	603.4	603.4
11/29/2013 07:00	0	0	622	622	622
11/29/2013 08:00	0	0	477.2	477.2	477.2
11/29/2013 09:00	0	0	321.1	321.1	321.1
11/29/2013 10:00	0	0	646	646	646
11/29/2013 11:00	0	0	310.5	310.5	310.5
11/29/2013 12:00	0	0	119.6	119.6	119.6
11/29/2013 13:00	0	0	286.3	286.3	286.3
11/29/2013 14:00	0	0	298.5	298.5	298.5
11/29/2013 15:00	0	0	324.3	324.3	324.3
11/29/2013 16:00	0	0	165.1	165.1	165.1
11/29/2013 17:00	0	0	407.3	407.3	407.3
11/29/2013 18:00	0	0	744.8	744.8	744.8
11/29/2013 19:00	0	0	627.1	627.1	627.1

	Unit 1 (Part 75 Data)	Unit 1 (Part 60 Data)	Unit 2 (Part 75 Data)	Unit 2 (Part 60 Data)	Units 1&2 Combined
	SO2_LbPerHr	SO2_P60_LbPerHr	SO2_LbPerHr	SO2_P60_LbPerHr	(Part 60 Data)
	1H	1H	1H	1H	
Time	Value	Value	Value	Value	
11/29/2013 20:00	0	0	496.2	496.2	496.2
11/29/2013 21:00	0	0	391.9	391.9	391.9
11/29/2013 22:00	0	0	394.1	394.1	394.1
11/29/2013 23:00	0	0	478.3	478.3	478.3
11/30/2013 00:00	0	0	551	551	551
11/30/2013 01:00	0	0	487	487	487
11/30/2013 02:00	0	0	551.4	551.4	551.4
11/30/2013 03:00	0	0	564.1	564.1	564.1
11/30/2013 04:00	0	0	420.3	420.3	420.3
11/30/2013 05:00	0	0	377.3	377.3	377.3
11/30/2013 06:00	0	0	616.5	616.5	616.5
11/30/2013 07:00	0	0	529.4	529.4	529.4
11/30/2013 08:00	0	0	349.6	349.6	349.6
11/30/2013 09:00	0	0	498.3	498.3	498.3
11/30/2013 10:00	0	0	547.5	547.5	547.5
11/30/2013 11:00	0	0	587.6	587.6	587.6
11/30/2013 12:00	0	0	415.7	415.7	415.7
11/30/2013 13:00	0	0	364.6	364.6	364.6
11/30/2013 14:00	0	0	368.6	368.6	368.6
11/30/2013 15:00	0	0	485.2	485.2	485.2
11/30/2013 16:00	0	0	656.9	656.9	656.9
11/30/2013 17:00	0	0	479.4	479.4	479.4
11/30/2013 18:00	0	0	471.8	471.8	471.8
11/30/2013 19:00	0	0	480.8	480.8	480.8
11/30/2013 20:00	0	0	574.8	574.8	574.8
11/30/2013 21:00	0	0	729.9	729.9	729.9
11/30/2013 22:00	0	0	689.1	689.1	689.1
11/30/2013 23:00	0	0	462.9	462.9	462.9
12/01/2013 00:00	0	0	492.5	492.5	492.5
12/01/2013 01:00	0	0	645.6	645.6	645.6
12/01/2013 02:00	0	0	405.9	405.9	405.9
12/01/2013 03:00	0	0	466.6	466.6	466.6
12/01/2013 04:00	0	0	311.1	311.1	311.1
12/01/2013 05:00	0	0	750.4	750.4	750.4
12/01/2013 06:00	0	0	708.3	708.3	708.3
12/01/2013 07:00	0	0	525	525	525
12/01/2013 08:00	0	0	419.8	419.8	419.8
12/01/2013 09:00	0	0	446.6	446.6	446.6
12/01/2013 10:00	0	0	597.3	597.3	597.3
12/01/2013 11:00	0	0	563.2	563.2	563.2
12/01/2013 12:00	0	0	468.4	468.4	468.4
12/01/2013 13:00	0	0	452.2	452.2	452.2
12/01/2013 14:00	0	0	403.9	403.9	403.9
12/01/2013 15:00	0	0	311.7	311.7	311.7
12/01/2013 16:00	0	0	658.4	658.4	658.4
12/01/2013 17:00	0	0	699	699	699
12/01/2013 18:00	0	0	601.6	601.6	601.6
12/01/2013 19:00	0	0	686.8	686.8	686.8
12/01/2013 20:00	0	0	607.9	607.9	607.9
12/01/2013 21:00	0	0	484.7	484.7	484.7
12/01/2013 22:00	0	0	406.3	406.3	406.3
12/01/2013 23:00	0	0	524.4	524.4	524.4
12/02/2013 00:00	0	0	799.7	799.7	799.7
12/02/2013 01:00	0	0	630.2	630.2	630.2
12/02/2013 02:00	0	0	551.3	551.3	551.3
12/02/2013 03:00	0	0	563.3	563.3	563.3
12/02/2013 04:00	0	0	651.6	651.6	651.6
12/02/2013 05:00	0	0	672.7	672.7	672.7
12/02/2013 06:00	0	0	701.2	701.2	701.2
12/02/2013 07:00	0	0	620.4	620.4	620.4
12/02/2013 08:00	0	0	538.3	538.3	538.3
12/02/2013 09:00	0	0	390.8	390.8	390.8
12/02/2013 10:00	0	0	433.8	433.8	433.8
12/02/2013 11:00	0	0	432.8	432.8	432.8
12/02/2013 12:00	0	0	334.7	334.7	334.7

	Unit 1 (Part 75 Data)	Unit 1 (Part 60 Data)	Unit 2 (Part 75 Data)	Unit 2 (Part 60 Data)	Units 1&2 Combined
	SO2_LbPerHr	SO2_P60_LbPerHr	SO2_LbPerHr	SO2_P60_LbPerHr	(Part 60 Data)
	1H	1H	1H	1H	
Time	Value	Value	Value	Value	
12/02/2013 13:00	0	0	360.1	360.1	360.1
12/02/2013 14:00	0	0	427.8	427.8	427.8
12/02/2013 15:00	0	0	518	518	518
12/02/2013 16:00	0	0	624.6	624.6	624.6
12/02/2013 17:00	0	0	734.3	734.3	734.3
12/02/2013 18:00	0	0	527.3	527.3	527.3
12/02/2013 19:00	0	0	505.2	505.2	505.2
12/02/2013 20:00	0	0	536.5	536.5	536.5
12/02/2013 21:00	0	0	489.7	489.7	489.7
12/02/2013 22:00	0	0	280.6	280.6	280.6
12/02/2013 23:00	0	0	198.6	198.6	198.6
12/03/2013 00:00	0	0	173.6	173.6	173.6
12/03/2013 01:00	0	0	238.7	238.7	238.7
12/03/2013 02:00	0	0	338.5	338.5	338.5
12/03/2013 03:00	0	0	331.6	331.6	331.6
12/03/2013 04:00	0	0	371.2	371.2	371.2
12/03/2013 05:00	0	0	463.4	463.4	463.4
12/03/2013 06:00	0	0	468.2	468.2	468.2
12/03/2013 07:00	0	0	656.4	656.4	656.4
12/03/2013 08:00	0	0	512.7	512.7	512.7
12/03/2013 09:00	0	0	442.2	442.2	442.2
12/03/2013 10:00	0	0	395.6	395.6	395.6
12/03/2013 11:00	0	0	399	399	399
12/03/2013 12:00	0	0	396.3	396.3	396.3
12/03/2013 13:00	0	0	523.3	523.3	523.3
12/03/2013 14:00	0	0	535.7	535.7	535.7
12/03/2013 15:00	0	0	487.1	487.1	487.1
12/03/2013 16:00	0	0	488.3	488.3	488.3
12/03/2013 17:00	0	0	576.9	576.9	576.9
12/03/2013 18:00	0	0	545.9	545.9	545.9
12/03/2013 19:00	0	0	496.2	496.2	496.2
12/03/2013 20:00	0	0	461.7	461.7	461.7
12/03/2013 21:00	0	0	425.5	425.5	425.5
12/03/2013 22:00	0	0	309.3	309.3	309.3
12/03/2013 23:00	0	0	259.8	259.8	259.8
12/04/2013 00:00	0	0	456.6	456.6	456.6
12/04/2013 01:00	0	0	534.2	534.2	534.2
12/04/2013 02:00	0	0	412.4	412.4	412.4
12/04/2013 03:00	0	0	364.4	364.4	364.4
12/04/2013 04:00	0	0	451.1	451.1	451.1
12/04/2013 05:00	0	0	433.9	433.9	433.9
12/04/2013 06:00	0	0	583.2	583.2	583.2
12/04/2013 07:00	0	0	433.7	433.7	433.7
12/04/2013 08:00	0	0	404	404	404
12/04/2013 09:00	0	0	485.5	485.5	485.5
12/04/2013 10:00	0	0	496.2	496.2	496.2
12/04/2013 11:00	0	0	493.5	493.5	493.5
12/04/2013 12:00	0	0	652.5	652.5	652.5
12/04/2013 13:00	0	0	481.6	481.6	481.6
12/04/2013 14:00	0	0	468.7	468.7	468.7
12/04/2013 15:00	0	0	746.6	746.6	746.6
12/04/2013 16:00	0	0	710.8	710.8	710.8
12/04/2013 17:00	0	0	691.7	691.7	691.7
12/04/2013 18:00	0	0	724.1	724.1	724.1
12/04/2013 19:00	0	0	724.4	724.4	724.4
12/04/2013 20:00	0	0	713.5	713.5	713.5
12/04/2013 21:00	0	0	624.2	624.2	624.2
12/04/2013 22:00	0	0	459.6	459.6	459.6
12/04/2013 23:00	0	0	506.7	506.7	506.7
12/05/2013 00:00	0	0	660	660	660
12/05/2013 01:00	0	0	473	473	473
12/05/2013 02:00	0	0	545.3	545.3	545.3
12/05/2013 03:00	0	0	605.4	605.4	605.4
12/05/2013 04:00	0	0	565.2	565.2	565.2
12/05/2013 05:00	0	0	494.9	494.9	494.9

	Unit 1 (Part 75 Data)	Unit 1 (Part 60 Data)	Unit 2 (Part 75 Data)	Unit 2 (Part 60 Data)	Units 1&2 Combined
	SO2_LbPerHr	SO2_P60_LbPerHr	SO2_LbPerHr	SO2_P60_LbPerHr	(Part 60 Data)
	1H	1H	1H	1H	
Time	Value	Value	Value	Value	
12/05/2013 06:00	0	0	734.7	734.7	734.7
12/05/2013 07:00	0	0	714.2	714.2	714.2
12/05/2013 08:00	0	0	611.3	611.3	611.3
12/05/2013 09:00	0	0	443.5	443.5	443.5
12/05/2013 10:00	0	0	622.4	622.4	622.4
12/05/2013 11:00	0	0	139.9	139.9	139.9
12/05/2013 12:00	0	0	0	0	0
12/05/2013 13:00	0	0	0	0	0
12/05/2013 14:00	0	0	0	0	0
12/05/2013 15:00	0	0	0	0	0
12/05/2013 16:00	0	0	0	0	0
12/05/2013 17:00	0	0	0	0	0
12/05/2013 18:00	0	0	0	0	0
12/05/2013 19:00	0	0	0	0	0
12/05/2013 20:00	0	0	0	0	0
12/05/2013 21:00	0	0	0	0	0
12/05/2013 22:00	0	0	0	0	0
12/05/2013 23:00	0	0	0	0	0
12/06/2013 00:00	0	0	0	0	0
12/06/2013 01:00	0	0	0	0	0
12/06/2013 02:00	0	0	0	0	0
12/06/2013 03:00	0	0	0	0	0
12/06/2013 04:00	0	0	0	0	0
12/06/2013 05:00	0	0	0	0	0
12/06/2013 06:00	0	0	0	0	0
12/06/2013 07:00	0	0	0	0	0
12/06/2013 08:00	0	0	0	0	0
12/06/2013 09:00	0	0	0	0	0
12/06/2013 10:00	0	0	0	0	0
12/06/2013 11:00	0	0	0	0	0
12/06/2013 12:00	0	0	0	0	0
12/06/2013 13:00	0	0	0	0	0
12/06/2013 14:00	0	0	0	0	0
12/06/2013 15:00	0	0	0	0	0
12/06/2013 16:00	0	0	0	0	0
12/06/2013 17:00	0	0	0	0	0
12/06/2013 18:00	0	0	0	0	0
12/06/2013 19:00	0	0	0	0	0
12/06/2013 20:00	0	0	0	0	0
12/06/2013 21:00	0	0	0	0	0
12/06/2013 22:00	0	0	0	0	0
12/06/2013 23:00	0	0	0	0	0
12/07/2013 00:00	0	0	0	0	0
12/07/2013 01:00	0	0	0	0	0
12/07/2013 02:00	0	0	0	0	0
12/07/2013 03:00	0	0	0	0	0
12/07/2013 04:00	0	0	0	0	0
12/07/2013 05:00	0	0	0	0	0
12/07/2013 06:00	0	0	0	0	0
12/07/2013 07:00	0	0	0	0	0
12/07/2013 08:00	0	0	0	0	0
12/07/2013 09:00	0	0	0	0	0
12/07/2013 10:00	0	0	0	0	0
12/07/2013 11:00	0	0	0	0	0
12/07/2013 12:00	0	0	0	0	0
12/07/2013 13:00	0	0	0	0	0
12/07/2013 14:00	0	0	0	0	0
12/07/2013 15:00	0	0	0	0	0
12/07/2013 16:00	0	0	0	0	0
12/07/2013 17:00	0	0	0	0	0
12/07/2013 18:00	0	0	0	0	0
12/07/2013 19:00	0	0	0	0	0
12/07/2013 20:00	0	0	0	0	0
12/07/2013 21:00	0	0	0	0	0
12/07/2013 22:00	0	0	0	0	0

	Unit 1 (Part 75 Data)	Unit 1 (Part 60 Data)	Unit 2 (Part 75 Data)	Unit 2 (Part 60 Data)	Units 1&2 Combined
	SO2_LbPerHr	SO2_P60_LbPerHr	SO2_LbPerHr	SO2_P60_LbPerHr	(Part 60 Data)
	1H	1H	1H	1H	
Time	Value	Value	Value	Value	
12/07/2013 23:00	0	0	0	0	0
12/08/2013 00:00	0	0	0	0	0
12/08/2013 01:00	0	0	0	0	0
12/08/2013 02:00	0	0	0	0	0
12/08/2013 03:00	0	0	0	0	0
12/08/2013 04:00	0	0	0	0	0
12/08/2013 05:00	0	0	0	0	0
12/08/2013 06:00	0	0	0	0	0
12/08/2013 07:00	0	0	0	0	0
12/08/2013 08:00	0	0	0	0	0
12/08/2013 09:00	0	0	0	0	0
12/08/2013 10:00	0	0	0	0	0
12/08/2013 11:00	0	0	0	0	0
12/08/2013 12:00	0	0	0	0	0
12/08/2013 13:00	0	0	0	0	0
12/08/2013 14:00	0	0	0	0	0
12/08/2013 15:00	0	0	0	0	0
12/08/2013 16:00	0	0	0	0	0
12/08/2013 17:00	0	0	0	0	0
12/08/2013 18:00	0	0	0	0	0
12/08/2013 19:00	0	0	0	0	0
12/08/2013 20:00	0	0	0	0	0
12/08/2013 21:00	0	0	0	0	0
12/08/2013 22:00	0	0	0	0	0
12/08/2013 23:00	0	0	0	0	0
12/09/2013 00:00	0	0	0	0	0
12/09/2013 01:00	0	0	0	0	0
12/09/2013 02:00	0	0	0	0	0
12/09/2013 03:00	0	0	0	0	0
12/09/2013 04:00	0	0	0	0	0
12/09/2013 05:00	0	0	0	0	0
12/09/2013 06:00	0	0	0	0	0
12/09/2013 07:00	0	0	0	0	0
12/09/2013 08:00	0	0	0	0	0
12/09/2013 09:00	0	0	0	0	0
12/09/2013 10:00	0	0	0	0	0
12/09/2013 11:00	0	0	0	0	0
12/09/2013 12:00	0	0	0	0	0
12/09/2013 13:00	0	0	0	0	0
12/09/2013 14:00	0	0	0	0	0
12/09/2013 15:00	0	0	0	0	0
12/09/2013 16:00	0	0	0	0	0
12/09/2013 17:00	0	0	0	0	0
12/09/2013 18:00	0	0	0	0	0
12/09/2013 19:00	0	0	0	0	0
12/09/2013 20:00	0	0	0	0	0
12/09/2013 21:00	0	0	0	0	0
12/09/2013 22:00	0	0	0	0	0
12/09/2013 23:00	0	0	0	0	0
12/10/2013 00:00	0	0	0	0	0
12/10/2013 01:00	0	0	0	0	0
12/10/2013 02:00	0	0	0	0	0
12/10/2013 03:00	0	0	0	0	0
12/10/2013 04:00	0	0	0	0	0
12/10/2013 05:00	0	0	0	0	0
12/10/2013 06:00	0	0	0	0	0
12/10/2013 07:00	0	0	0	0	0
12/10/2013 08:00	0	0	0	0	0
12/10/2013 09:00	0	0	0	0	0
12/10/2013 10:00	0	0	0	0	0
12/10/2013 11:00	0	0	0	0	0
12/10/2013 12:00	0	0	0	0	0
12/10/2013 13:00	0	0	0	0	0
12/10/2013 14:00	0	0	0	0	0
12/10/2013 15:00	0	0	0	0	0

	Unit 1 (Part 75 Data)	Unit 1 (Part 60 Data)	Unit 2 (Part 75 Data)	Unit 2 (Part 60 Data)	Units 1&2 Combined
	SO2_LbPerHr	SO2_P60_LbPerHr	SO2_LbPerHr	SO2_P60_LbPerHr	(Part 60 Data)
	1H	1H	1H	1H	
Time	Value	Value	Value	Value	
12/10/2013 16:00	0	0	0	0	0
12/10/2013 17:00	0	0	0	0	0
12/10/2013 18:00	0	0	0	0	0
12/10/2013 19:00	0	0	0	0	0
12/10/2013 20:00	0	0	0	0	0
12/10/2013 21:00	0	0	0	0	0
12/10/2013 22:00	0	0	0	0	0
12/10/2013 23:00	0	0	0	0	0
12/11/2013 00:00	0	0	0	0	0
12/11/2013 01:00	0	0	0	0	0
12/11/2013 02:00	0	0	0	0	0
12/11/2013 03:00	0	0	0	0	0
12/11/2013 04:00	0	0	0	0	0
12/11/2013 05:00	0	0	0	0	0
12/11/2013 06:00	0	0	0	0	0
12/11/2013 07:00	0	0	0	0	0
12/11/2013 08:00	0	0	0	0	0
12/11/2013 09:00	0	0	0	0	0
12/11/2013 10:00	0	0	0	0	0
12/11/2013 11:00	0	0	0	0	0
12/11/2013 12:00	0	0	0	0	0
12/11/2013 13:00	0	0	0	0	0
12/11/2013 14:00	0	0	0	0	0
12/11/2013 15:00	0	0	0	0	0
12/11/2013 16:00	0	0	0	0	0
12/11/2013 17:00	0	0	0	0	0
12/11/2013 18:00	0	0	0	0	0
12/11/2013 19:00	0	0	0	0	0
12/11/2013 20:00	0	0	0	0	0
12/11/2013 21:00	0	0	0	0	0
12/11/2013 22:00	0	0	0	0	0
12/11/2013 23:00	0	0	0	0	0
12/12/2013 00:00	0	0	0	0	0
12/12/2013 01:00	0	0	0	0	0
12/12/2013 02:00	0	0	0	0	0
12/12/2013 03:00	0	0	0	0	0
12/12/2013 04:00	0	0	0	0	0
12/12/2013 05:00	0	0	0	0	0
12/12/2013 06:00	0	0	0	0	0
12/12/2013 07:00	0	0	0	0	0
12/12/2013 08:00	0	0	0	0	0
12/12/2013 09:00	0	0	0	0	0
12/12/2013 10:00	0	0	0	0	0
12/12/2013 11:00	0	0	0	0	0
12/12/2013 12:00	0	0	0	0	0
12/12/2013 13:00	0	0	0	0	0
12/12/2013 14:00	0	0	0	0	0
12/12/2013 15:00	0	0	0	0	0
12/12/2013 16:00	0	0	0	0	0
12/12/2013 17:00	0	0	0	0	0
12/12/2013 18:00	0	0	0	0	0
12/12/2013 19:00	0	0	0	0	0
12/12/2013 20:00	0	0	0	0	0
12/12/2013 21:00	0	0	0	0	0
12/12/2013 22:00	0	0	0	0	0
12/12/2013 23:00	0	0	0	0	0
12/13/2013 00:00	0	0	0	0	0
12/13/2013 01:00	0	0	0	0	0
12/13/2013 02:00	0	0	0	0	0
12/13/2013 03:00	0	0	0	0	0
12/13/2013 04:00	0	0	0	0	0
12/13/2013 05:00	0	0	0	0	0
12/13/2013 06:00	0	0	0	0	0
12/13/2013 07:00	0	0	0	0	0
12/13/2013 08:00	0	0	0	0	0

	Unit 1 (Part 75 Data)	Unit 1 (Part 60 Data)	Unit 2 (Part 75 Data)	Unit 2 (Part 60 Data)	Units 1&2 Combined
	SO2_LbPerHr	SO2_P60_LbPerHr	SO2_LbPerHr	SO2_P60_LbPerHr	(Part 60 Data)
	1H	1H	1H	1H	
Time	Value	Value	Value	Value	
12/13/2013 09:00	0	0	0	0	0
12/13/2013 10:00	0	0	0	0	0
12/13/2013 11:00	0	0	0	0	0
12/13/2013 12:00	0	0	0	0	0
12/13/2013 13:00	0	0	0	0	0
12/13/2013 14:00	0	0	0	0	0
12/13/2013 15:00	0	0	0	0	0
12/13/2013 16:00	0	0	0	0	0
12/13/2013 17:00	0	0	0	0	0
12/13/2013 18:00	0	0	0	0	0
12/13/2013 19:00	0	0	0	0	0
12/13/2013 20:00	0	0	0	0	0
12/13/2013 21:00	0	0	0	0	0
12/13/2013 22:00	0	0	0	0	0
12/13/2013 23:00	0	0	0	0	0
12/14/2013 00:00	0	0	0	0	0
12/14/2013 01:00	0	0	0	0	0
12/14/2013 02:00	0	0	0	0	0
12/14/2013 03:00	0	0	0	0	0
12/14/2013 04:00	0	0	0	0	0
12/14/2013 05:00	0	0	0	0	0
12/14/2013 06:00	0	0	0	0	0
12/14/2013 07:00	0	0	0	0	0
12/14/2013 08:00	0	0	0	0	0
12/14/2013 09:00	0	0	0	0	0
12/14/2013 10:00	0	0	0	0	0
12/14/2013 11:00	0	0	0	0	0
12/14/2013 12:00	0	0	0	0	0
12/14/2013 13:00	0	0	0	0	0
12/14/2013 14:00	0	0	0	0	0
12/14/2013 15:00	0	0	0	0	0
12/14/2013 16:00	0	0	0	0	0
12/14/2013 17:00	0	0	0	0	0
12/14/2013 18:00	0	0	0	0	0
12/14/2013 19:00	0	0	0	0	0
12/14/2013 20:00	0	0	0	0	0
12/14/2013 21:00	0	0	0	0	0
12/14/2013 22:00	0	0	0	0	0
12/14/2013 23:00	0	0	0	0	0
12/15/2013 00:00	0	0	0	0	0
12/15/2013 01:00	0	0	0	0	0
12/15/2013 02:00	0	0	0	0	0
12/15/2013 03:00	0	0	0	0	0
12/15/2013 04:00	0	0	0	0	0
12/15/2013 05:00	0	0	0	0	0
12/15/2013 06:00	0	0	0	0	0
12/15/2013 07:00	0	0	0	0	0
12/15/2013 08:00	0	0	0	0	0
12/15/2013 09:00	0	0	0	0	0
12/15/2013 10:00	0	0	0	0	0
12/15/2013 11:00	0	0	0	0	0
12/15/2013 12:00	0	0	0	0	0
12/15/2013 13:00	0	0	0	0	0
12/15/2013 14:00	0	0	0	0	0
12/15/2013 15:00	0	0	0	0	0
12/15/2013 16:00	0	0	0	0	0
12/15/2013 17:00	0	0	0	0	0
12/15/2013 18:00	0	0	0	0	0
12/15/2013 19:00	0	0	0	0	0
12/15/2013 20:00	0	0	0	0	0
12/15/2013 21:00	0	0	0	0	0
12/15/2013 22:00	0	0	0	0	0
12/15/2013 23:00	0	0	0	0	0
12/16/2013 00:00	0	0	0	0	0
12/16/2013 01:00	0	0	0	0	0

	Unit 1 (Part 75 Data)	Unit 1 (Part 60 Data)	Unit 2 (Part 75 Data)	Unit 2 (Part 60 Data)	Units 1&2 Combined
	SO2_LbPerHr	SO2_P60_LbPerHr	SO2_LbPerHr	SO2_P60_LbPerHr	(Part 60 Data)
	1H	1H	1H	1H	
Time	Value	Value	Value	Value	
12/16/2013 02:00	0	0	0	0	0
12/16/2013 03:00	0	0	0	0	0
12/16/2013 04:00	0	0	0	0	0
12/16/2013 05:00	0	0	0	0	0
12/16/2013 06:00	0	0	0	0	0
12/16/2013 07:00	0	0	0	0	0
12/16/2013 08:00	0	0	0	0	0
12/16/2013 09:00	0	0	0	0	0
12/16/2013 10:00	0	0	0	0	0
12/16/2013 11:00	0	0	0	0	0
12/16/2013 12:00	0	0	0	0	0
12/16/2013 13:00	0	0	0	0	0
12/16/2013 14:00	0	0	0	0	0
12/16/2013 15:00	0	0	0	0	0
12/16/2013 16:00	0	0	0	0	0
12/16/2013 17:00	0	0	0	0	0
12/16/2013 18:00	0	0	0	0	0
12/16/2013 19:00	0	0	0	0	0
12/16/2013 20:00	0	0	0	0	0
12/16/2013 21:00	0	0	0	0	0
12/16/2013 22:00	0	0	0	0	0
12/16/2013 23:00	0	0	0	0	0
12/17/2013 00:00	0	0	0	0	0
12/17/2013 01:00	0	0	0	0	0
12/17/2013 02:00	0	0	0	0	0
12/17/2013 03:00	0	0	0	0	0
12/17/2013 04:00	0	0	0	0	0
12/17/2013 05:00	0	0	0	0	0
12/17/2013 06:00	0	0	0	0	0
12/17/2013 07:00	0	0	3455.7	3455.7	3455.7
12/17/2013 08:00	0	0	5836	5836	5836
12/17/2013 09:00	0	0	59.4	59.4	59.4
12/17/2013 10:00	0	0	6654.6	6654.6	6654.6
12/17/2013 11:00	0	0	65.3	65.3	65.3
12/17/2013 12:00	0	0	4445.8	4445.8	4445.8
12/17/2013 13:00	0	0	21.5	21.5	21.5
12/17/2013 14:00	0	0	36.5	36.5	36.5
12/17/2013 15:00	0	0	20.6	20.6	20.6
12/17/2013 16:00	0	0	28	28	28
12/17/2013 17:00	0	0	26.4	26.4	26.4
12/17/2013 18:00	0	0	26.3	26.3	26.3
12/17/2013 19:00	0	0	91.9	91.9	91.9
12/17/2013 20:00	0	0	544.6	544.6	544.6
12/17/2013 21:00	0	0	804.3	804.3	804.3
12/17/2013 22:00	0	0	735.3	735.3	735.3
12/17/2013 23:00	0	0	301.9	301.9	301.9
12/18/2013 00:00	0	0	280.4	280.4	280.4
12/18/2013 01:00	0	0	330.4	330.4	330.4
12/18/2013 02:00	0	0	223.1	223.1	223.1
12/18/2013 03:00	0	0	208.2	208.2	208.2
12/18/2013 04:00	0	0	252.8	252.8	252.8
12/18/2013 05:00	0	0	266.7	266.7	266.7
12/18/2013 06:00	0	0	247.6	247.6	247.6
12/18/2013 07:00	0	0	247.1	247.1	247.1
12/18/2013 08:00	0	0	247.1	247.1	247.1
12/18/2013 09:00	0	0	249.1	249.1	249.1
12/18/2013 10:00	0	0	291	291	291
12/18/2013 11:00	0	0	238.7	238.7	238.7
12/18/2013 12:00	0	0	177.6	177.6	177.6
12/18/2013 13:00	0	0	240.2	240.2	240.2
12/18/2013 14:00	0	0	257.5	257.5	257.5
12/18/2013 15:00	0	0	264.4	264.4	264.4
12/18/2013 16:00	0	0	294.7	294.7	294.7
12/18/2013 17:00	0	0	302	302	302
12/18/2013 18:00	0	0	285.3	285.3	285.3

	Unit 1 (Part 75 Data)	Unit 1 (Part 60 Data)	Unit 2 (Part 75 Data)	Unit 2 (Part 60 Data)	Units 1&2 Combined
	SO2_LbPerHr	SO2_P60_LbPerHr	SO2_LbPerHr	SO2_P60_LbPerHr	(Part 60 Data)
	1H	1H	1H	1H	
Time	Value	Value	Value	Value	
12/18/2013 19:00	0	0	276.1	276.1	276.1
12/18/2013 20:00	0	0	262.9	262.9	262.9
12/18/2013 21:00	0	0	255.7	255.7	255.7
12/18/2013 22:00	0	0	235.1	235.1	235.1
12/18/2013 23:00	0	0	216.1	216.1	216.1
12/19/2013 00:00	0	0	258.1	258.1	258.1
12/19/2013 01:00	0	0	240	240	240
12/19/2013 02:00	0	0	216	216	216
12/19/2013 03:00	0	0	238.6	238.6	238.6
12/19/2013 04:00	0	0	184.2	184.2	184.2
12/19/2013 05:00	0	0	191.3	191.3	191.3
12/19/2013 06:00	0	0	206.3	206.3	206.3
12/19/2013 07:00	0	0	396	396	396
12/19/2013 08:00	0	0	509.1	509.1	509.1
12/19/2013 09:00	0	0	336.2	336.2	336.2
12/19/2013 10:00	0	0	304.4	304.4	304.4
12/19/2013 11:00	0	0	316.2	316.2	316.2
12/19/2013 12:00	0	0	342	342	342
12/19/2013 13:00	0	0	337.9	337.9	337.9
12/19/2013 14:00	0	0	342	342	342
12/19/2013 15:00	0	0	336.7	336.7	336.7
12/19/2013 16:00	0	0	334.5	334.5	334.5
12/19/2013 17:00	0	0	337.9	337.9	337.9
12/19/2013 18:00	0	0	284	284	284
12/19/2013 19:00	0	0	257.4	257.4	257.4
12/19/2013 20:00	0	0	319.6	319.6	319.6
12/19/2013 21:00	0	0	348.3	348.3	348.3
12/19/2013 22:00	0	0	321.4	321.4	321.4
12/19/2013 23:00	0	0	309.1	309.1	309.1
12/20/2013 00:00	0	0	316.7	316.7	316.7
12/20/2013 01:00	0	0	298.5	298.5	298.5
12/20/2013 02:00	0	0	288.8	288.8	288.8
12/20/2013 03:00	0	0	342	342	342
12/20/2013 04:00	0	0	357.7	357.7	357.7
12/20/2013 05:00	0	0	373.4	373.4	373.4
12/20/2013 06:00	0	0	327	327	327
12/20/2013 07:00	0	0	287.4	287.4	287.4
12/20/2013 08:00	0	0	272.7	272.7	272.7
12/20/2013 09:00	0	0	295	295	295
12/20/2013 10:00	0	0	353.8	353.8	353.8
12/20/2013 11:00	0	0	364.3	364.3	364.3
12/20/2013 12:00	0	0	345.6	345.6	345.6
12/20/2013 13:00	0	0	296	296	296
12/20/2013 14:00	0	0	304.3	304.3	304.3
12/20/2013 15:00	0	0	313	313	313
12/20/2013 16:00	0	0	385.5	385.5	385.5
12/20/2013 17:00	0	0	340.8	340.8	340.8
12/20/2013 18:00	0	0	283.1	283.1	283.1
12/20/2013 19:00	0	0	292.5	292.5	292.5
12/20/2013 20:00	0	0	335.1	335.1	335.1
12/20/2013 21:00	0	0	356.3	356.3	356.3
12/20/2013 22:00	0	0	333.1	333.1	333.1
12/20/2013 23:00	0	0	326.2	326.2	326.2
12/21/2013 00:00	0	0	327.4	327.4	327.4
12/21/2013 01:00	0	0	305.6	305.6	305.6
12/21/2013 02:00	0	0	295.5	295.5	295.5
12/21/2013 03:00	0	0	324.8	324.8	324.8
12/21/2013 04:00	0	0	334	334	334
12/21/2013 05:00	0	0	331	331	331
12/21/2013 06:00	0	0	321.3	321.3	321.3
12/21/2013 07:00	0	0	303.7	303.7	303.7
12/21/2013 08:00	0	0	318.7	318.7	318.7
12/21/2013 09:00	0	0	316.4	316.4	316.4
12/21/2013 10:00	0	0	339.7	339.7	339.7
12/21/2013 11:00	0	0	357	357	357

	Unit 1 (Part 75 Data)	Unit 1 (Part 60 Data)	Unit 2 (Part 75 Data)	Unit 2 (Part 60 Data)	Units 1&2 Combined
	SO2_LbPerHr	SO2_P60_LbPerHr	SO2_LbPerHr	SO2_P60_LbPerHr	(Part 60 Data)
	1H	1H	1H	1H	
Time	Value	Value	Value	Value	
12/21/2013 12:00	0	0	350.7	350.7	350.7
12/21/2013 13:00	0	0	320.9	320.9	320.9
12/21/2013 14:00	0	0	316.3	316.3	316.3
12/21/2013 15:00	0	0	299.3	299.3	299.3
12/21/2013 16:00	0	0	298.5	298.5	298.5
12/21/2013 17:00	0	0	311.6	311.6	311.6
12/21/2013 18:00	0	0	332.4	332.4	332.4
12/21/2013 19:00	0	0	314.3	314.3	314.3
12/21/2013 20:00	0	0	293.9	293.9	293.9
12/21/2013 21:00	0	0	339.8	339.8	339.8
12/21/2013 22:00	0	0	384.8	384.8	384.8
12/21/2013 23:00	0	0	353.4	353.4	353.4
12/22/2013 00:00	0	0	329.8	329.8	329.8
12/22/2013 01:00	0	0	248.1	248.1	248.1
12/22/2013 02:00	0	0	197.7	197.7	197.7
12/22/2013 03:00	0	0	434.3	434.3	434.3
12/22/2013 04:00	0	0	377.7	377.7	377.7
12/22/2013 05:00	0	0	269.2	269.2	269.2
12/22/2013 06:00	0	0	251.4	251.4	251.4
12/22/2013 07:00	0	0	285.9	285.9	285.9
12/22/2013 08:00	0	0	318.4	318.4	318.4
12/22/2013 09:00	0	0	320.7	320.7	320.7
12/22/2013 10:00	0	0	294.5	294.5	294.5
12/22/2013 11:00	0	0	296	296	296
12/22/2013 12:00	0	0	323.5	323.5	323.5
12/22/2013 13:00	0	0	322	322	322
12/22/2013 14:00	0	0	300.5	300.5	300.5
12/22/2013 15:00	0	0	297	297	297
12/22/2013 16:00	0	0	315.6	315.6	315.6
12/22/2013 17:00	0	0	321.4	321.4	321.4
12/22/2013 18:00	0	0	306.1	306.1	306.1
12/22/2013 19:00	0	0	283.1	283.1	283.1
12/22/2013 20:00	0	0	284.5	284.5	284.5
12/22/2013 21:00	0	0	309.2	309.2	309.2
12/22/2013 22:00	0	0	338.2	338.2	338.2
12/22/2013 23:00	0	0	336.8	336.8	336.8
12/23/2013 00:00	0	0	304.7	304.7	304.7
12/23/2013 01:00	0	0	242.3	242.3	242.3
12/23/2013 02:00	0	0	273.6	273.6	273.6
12/23/2013 03:00	0	0	320.7	320.7	320.7
12/23/2013 04:00	0	0	301.2	301.2	301.2
12/23/2013 05:00	0	0	287.7	287.7	287.7
12/23/2013 06:00	0	0	275.1	275.1	275.1
12/23/2013 07:00	0	0	270.5	270.5	270.5
12/23/2013 08:00	0	0	268.4	268.4	268.4
12/23/2013 09:00	0	0	266.1	266.1	266.1
12/23/2013 10:00	0	0	279.7	279.7	279.7
12/23/2013 11:00	0	0	294.6	294.6	294.6
12/23/2013 12:00	0	0	282.8	282.8	282.8
12/23/2013 13:00	0	0	266.5	266.5	266.5
12/23/2013 14:00	0	0	276	276	276
12/23/2013 15:00	0	0	295.9	295.9	295.9
12/23/2013 16:00	0	0	297.1	297.1	297.1
12/23/2013 17:00	0	0	284.9	284.9	284.9
12/23/2013 18:00	0	0	271.1	271.1	271.1
12/23/2013 19:00	0	0	271.9	271.9	271.9
12/23/2013 20:00	0	0	284.8	284.8	284.8
12/23/2013 21:00	0	0	295	295	295
12/23/2013 22:00	0	0	297.3	297.3	297.3
12/23/2013 23:00	0	0	284.7	284.7	284.7
12/24/2013 00:00	0	0	270.3	270.3	270.3
12/24/2013 01:00	0	0	287.5	287.5	287.5
12/24/2013 02:00	0	0	294.3	294.3	294.3
12/24/2013 03:00	0	0	309.7	309.7	309.7
12/24/2013 04:00	0	0	280.5	280.5	280.5

	Unit 1 (Part 75 Data)	Unit 1 (Part 60 Data)	Unit 2 (Part 75 Data)	Unit 2 (Part 60 Data)	Units 1&2 Combined
	SO2_LbPerHr	SO2_P60_LbPerHr	SO2_LbPerHr	SO2_P60_LbPerHr	(Part 60 Data)
	1H	1H	1H	1H	
Time	Value	Value	Value	Value	
12/24/2013 05:00	0	0	265.4	265.4	265.4
12/24/2013 06:00	0	0	263.3	263.3	263.3
12/24/2013 07:00	0	0	279.5	279.5	279.5
12/24/2013 08:00	0	0	308.9	308.9	308.9
12/24/2013 09:00	0	0	314	314	314
12/24/2013 10:00	0	0	296.8	296.8	296.8
12/24/2013 11:00	0	0	284.2	284.2	284.2
12/24/2013 12:00	0	0	279.6	279.6	279.6
12/24/2013 13:00	0	0	281.6	281.6	281.6
12/24/2013 14:00	0	0	280.3	280.3	280.3
12/24/2013 15:00	0	0	300.2	300.2	300.2
12/24/2013 16:00	0	0	294.5	294.5	294.5
12/24/2013 17:00	0	0	317.7	317.7	317.7
12/24/2013 18:00	0	0	298.1	298.1	298.1
12/24/2013 19:00	0	0	276.6	276.6	276.6
12/24/2013 20:00	0	0	273	273	273
12/24/2013 21:00	0	0	281.1	281.1	281.1
12/24/2013 22:00	0	0	300.1	300.1	300.1
12/24/2013 23:00	0	0	310.1	310.1	310.1
12/25/2013 00:00	0	0	293.2	293.2	293.2
12/25/2013 01:00	0	0	287.1	287.1	287.1
12/25/2013 02:00	0	0	288.7	288.7	288.7
12/25/2013 03:00	0	0	310.4	310.4	310.4
12/25/2013 04:00	0	0	317.3	317.3	317.3
12/25/2013 05:00	0	0	281.5	281.5	281.5
12/25/2013 06:00	0	0	275.8	275.8	275.8
12/25/2013 07:00	0	0	277.8	277.8	277.8
12/25/2013 08:00	0	0	301.3	301.3	301.3
12/25/2013 09:00	0	0	319.9	319.9	319.9
12/25/2013 10:00	0	0	303.6	303.6	303.6
12/25/2013 11:00	0	0	281.6	281.6	281.6
12/25/2013 12:00	0	0	275	275	275
12/25/2013 13:00	0	0	291.6	291.6	291.6
12/25/2013 14:00	0	0	305.4	305.4	305.4
12/25/2013 15:00	0	0	338	338	338
12/25/2013 16:00	0	0	311	311	311
12/25/2013 17:00	0	0	295.9	295.9	295.9
12/25/2013 18:00	0	0	297.8	297.8	297.8
12/25/2013 19:00	0	0	282.3	282.3	282.3
12/25/2013 20:00	0	0	286.4	286.4	286.4
12/25/2013 21:00	0	0	298.7	298.7	298.7
12/25/2013 22:00	0	0	302.3	302.3	302.3
12/25/2013 23:00	0	0	293.5	293.5	293.5
12/26/2013 00:00	0	0	287	287	287
12/26/2013 01:00	0	0	286.4	286.4	286.4
12/26/2013 02:00	0	0	285.5	285.5	285.5
12/26/2013 03:00	0	0	307	307	307
12/26/2013 04:00	0	0	307.7	307.7	307.7
12/26/2013 05:00	0	0	301.5	301.5	301.5
12/26/2013 06:00	0	0	291.9	291.9	291.9
12/26/2013 07:00	0	0	283.1	283.1	283.1
12/26/2013 08:00	0	0	272	272	272
12/26/2013 09:00	0	0	286.2	286.2	286.2
12/26/2013 10:00	0	0	286.2	286.2	286.2
12/26/2013 11:00	0	0	281.9	281.9	281.9
12/26/2013 12:00	0	0	303.3	303.3	303.3
12/26/2013 13:00	0	0	282.2	282.2	282.2
12/26/2013 14:00	0	0	268.8	268.8	268.8
12/26/2013 15:00	0	0	277.4	277.4	277.4
12/26/2013 16:00	0	0	290.6	290.6	290.6
12/26/2013 17:00	0	0	308	308	308
12/26/2013 18:00	0	0	289.4	289.4	289.4
12/26/2013 19:00	0	0	263.8	263.8	263.8
12/26/2013 20:00	0	0	263.5	263.5	263.5
12/26/2013 21:00	0	0	280.2	280.2	280.2

	Unit 1 (Part 75 Data)	Unit 1 (Part 60 Data)	Unit 2 (Part 75 Data)	Unit 2 (Part 60 Data)	Units 1&2 Combined
	SO2_LbPerHr	SO2_P60_LbPerHr	SO2_LbPerHr	SO2_P60_LbPerHr	(Part 60 Data)
	1H	1H	1H	1H	
Time	Value	Value	Value	Value	
12/26/2013 22:00	0	0	270.4	270.4	270.4
12/26/2013 23:00	0	0	257	257	257
12/27/2013 00:00	0	0	270.6	270.6	270.6
12/27/2013 01:00	0	0	296.2	296.2	296.2
12/27/2013 02:00	0	0	307	307	307
12/27/2013 03:00	0	0	307.1	307.1	307.1
12/27/2013 04:00	0	0	282.7	282.7	282.7
12/27/2013 05:00	0	0	275.6	275.6	275.6
12/27/2013 06:00	0	0	297.4	297.4	297.4
12/27/2013 07:00	0	0	296.3	296.3	296.3
12/27/2013 08:00	0	0	302.8	302.8	302.8
12/27/2013 09:00	0	0	295.4	295.4	295.4
12/27/2013 10:00	0	0	288.2	288.2	288.2
12/27/2013 11:00	0	0	293.3	293.3	293.3
12/27/2013 12:00	0	0	296.9	296.9	296.9
12/27/2013 13:00	0	0	287.8	287.8	287.8
12/27/2013 14:00	0	0	287.2	287.2	287.2
12/27/2013 15:00	0	0	308.3	308.3	308.3
12/27/2013 16:00	0	0	302.4	302.4	302.4
12/27/2013 17:00	0	0	277.7	277.7	277.7
12/27/2013 18:00	0	0	283.5	283.5	283.5
12/27/2013 19:00	0	0	303.1	303.1	303.1
12/27/2013 20:00	0	0	303.3	303.3	303.3
12/27/2013 21:00	0	0	302.4	302.4	302.4
12/27/2013 22:00	0	0	306.8	306.8	306.8
12/27/2013 23:00	0	0	301.3	301.3	301.3
12/28/2013 00:00	0	0	290.5	290.5	290.5
12/28/2013 01:00	0	0	291	291	291
12/28/2013 02:00	0	0	291.5	291.5	291.5
12/28/2013 03:00	0	0	317	317	317
12/28/2013 04:00	0	0	313.5	313.5	313.5
12/28/2013 05:00	0	0	307	307	307
12/28/2013 06:00	0	0	300.8	300.8	300.8
12/28/2013 07:00	0	0	300.5	300.5	300.5
12/28/2013 08:00	0	0	305.4	305.4	305.4
12/28/2013 09:00	0	0	315.1	315.1	315.1
12/28/2013 10:00	0	0	324.1	324.1	324.1
12/28/2013 11:00	0	0	305.8	305.8	305.8
12/28/2013 12:00	0	0	296.3	296.3	296.3
12/28/2013 13:00	0	0	288.3	288.3	288.3
12/28/2013 14:00	0	0	296.3	296.3	296.3
12/28/2013 15:00	0	0	302.6	302.6	302.6
12/28/2013 16:00	0	0	285.9	285.9	285.9
12/28/2013 17:00	0	0	295.1	295.1	295.1
12/28/2013 18:00	0	0	287.1	287.1	287.1
12/28/2013 19:00	0	0	285.5	285.5	285.5
12/28/2013 20:00	0	0	297.5	297.5	297.5
12/28/2013 21:00	0	0	214.7	214.7	214.7
12/28/2013 22:00	0	0	220.9	220.9	220.9
12/28/2013 23:00	0	0	365.3	365.3	365.3
12/29/2013 00:00	0	0	355.1	355.1	355.1
12/29/2013 01:00	0	0	362.4	362.4	362.4
12/29/2013 02:00	0	0	326.5	326.5	326.5
12/29/2013 03:00	0	0	403.5	403.5	403.5
12/29/2013 04:00	0	0	383.2	383.2	383.2
12/29/2013 05:00	0	0	266.4	266.4	266.4
12/29/2013 06:00	0	0	219.7	219.7	219.7
12/29/2013 07:00	0	0	258.2	258.2	258.2
12/29/2013 08:00	0	0	317.9	317.9	317.9
12/29/2013 09:00	0	0	294.7	294.7	294.7
12/29/2013 10:00	0	0	283.8	283.8	283.8
12/29/2013 11:00	0	0	279	279	279
12/29/2013 12:00	0	0	279.6	279.6	279.6
12/29/2013 13:00	0	0	296.5	296.5	296.5
12/29/2013 14:00	0	0	309.8	309.8	309.8

	Unit 1 (Part 75 Data)	Unit 1 (Part 60 Data)	Unit 2 (Part 75 Data)	Unit 2 (Part 60 Data)	Units 1&2 Combined
	SO2_LbPerHr	SO2_P60_LbPerHr	SO2_LbPerHr	SO2_P60_LbPerHr	(Part 60 Data)
	1H	1H	1H	1H	
Time	Value	Value	Value	Value	
12/29/2013 15:00	0	0	391.2	391.2	391.2
12/29/2013 16:00	0	0	599.2	599.2	599.2
12/29/2013 17:00	22129.9	0	406.6	406.6	406.6
12/29/2013 18:00	22143.6	0	326.6	326.6	326.6
12/29/2013 19:00	0	0	312.1	312.1	312.1
12/29/2013 20:00	0	0	322.4	322.4	322.4
12/29/2013 21:00	0	0	355.5	355.5	355.5
12/29/2013 22:00	0	0	380.5	380.5	380.5
12/29/2013 23:00	0	0	364.9	364.9	364.9
12/30/2013 00:00	0	0	277.2	277.2	277.2
12/30/2013 01:00	3.7	3.7	199	199	202.7
12/30/2013 02:00	13.1	12	156.4	156.4	168.4
12/30/2013 03:00	29.1	26	143.9	143.9	169.9
12/30/2013 04:00	25.4	22.3	153.5	153.5	175.8
12/30/2013 05:00	36.8	32.7	214	214	246.7
12/30/2013 06:00	38.8	34.6	102.2	102.2	136.8
12/30/2013 07:00	32.2	29	81.9	81.9	110.9
12/30/2013 08:00	19	16.9	123.2	123.2	140.1
12/30/2013 09:00	1.9	1.9	156.6	156.6	158.5
12/30/2013 10:00	0	0	138.4	138.4	138.4
12/30/2013 11:00	0	0	120.8	120.8	120.8
12/30/2013 12:00	0	0	134.6	134.6	134.6
12/30/2013 13:00	0	0	144.5	144.5	144.5
12/30/2013 14:00	0	0	118.4	118.4	118.4
12/30/2013 15:00	0	0	126.4	126.4	126.4
12/30/2013 16:00	0	0	156.4	156.4	156.4
12/30/2013 17:00	0	0	135.4	135.4	135.4
12/30/2013 18:00	0	0	124.7	124.7	124.7
12/30/2013 19:00	0	0	106	106	106
12/30/2013 20:00	0	0	110.6	110.6	110.6
12/30/2013 21:00	0	0	112.8	112.8	112.8
12/30/2013 22:00	0	0	109.1	109.1	109.1
12/30/2013 23:00	0	0	100.1	100.1	100.1
12/31/2013 00:00	0	0	105.2	105.2	105.2
12/31/2013 01:00	0	0	110.9	110.9	110.9
12/31/2013 02:00	0	0	109.4	109.4	109.4
12/31/2013 03:00	0	0	114.7	114.7	114.7
12/31/2013 04:00	0	0	103.3	103.3	103.3
12/31/2013 05:00	0	0	101.7	101.7	101.7
12/31/2013 06:00	0	0	96.3	96.3	96.3
12/31/2013 07:00	0	0	96.9	96.9	96.9
12/31/2013 08:00	0	0	112.7	112.7	112.7
12/31/2013 09:00	0	0	161.2	161.2	161.2
12/31/2013 10:00	0	0	256.7	256.7	256.7
12/31/2013 11:00	0	0	354.8	354.8	354.8
12/31/2013 12:00	0	0	94.2	94.2	94.2
12/31/2013 13:00	0	0	141.2	141.2	141.2
12/31/2013 14:00	0	0	220.6	220.6	220.6
12/31/2013 15:00	0	0	196.7	196.7	196.7
12/31/2013 16:00	0	0	145.2	145.2	145.2
12/31/2013 17:00	0	0	149.5	149.5	149.5
12/31/2013 18:00	0	0	124	124	124
12/31/2013 19:00	0	0	127.5	127.5	127.5
12/31/2013 20:00	0	0	183.3	183.3	183.3
12/31/2013 21:00	0	0	293.9	293.9	293.9
12/31/2013 22:00	0	0	479.6	479.6	479.6
12/31/2013 23:00	0	0	591.2	591.2	591.2
01/01/2014 00:00	0	0	650.9	650.9	650.9
01/01/2014 01:00	0	0	352.1	352.1	352.1
01/01/2014 02:00	0	0	201.2	201.2	201.2
01/01/2014 03:00	0	0	456.8	456.8	456.8
01/01/2014 04:00	0	0	528.8	528.8	528.8
01/01/2014 05:00	0	0	435.4	435.4	435.4
01/01/2014 06:00	0	0	505.3	505.3	505.3
01/01/2014 07:00	0	0	701.8	701.8	701.8

	Unit 1 (Part 75 Data)	Unit 1 (Part 60 Data)	Unit 2 (Part 75 Data)	Unit 2 (Part 60 Data)	Units 1&2 Combined
	SO2_LbPerHr	SO2_P60_LbPerHr	SO2_LbPerHr	SO2_P60_LbPerHr	(Part 60 Data)
	1H	1H	1H	1H	
Time	Value	Value	Value	Value	
01/01/2014 08:00	0	0	526.7	526.7	526.7
01/01/2014 09:00	0	0	517.9	517.9	517.9
01/01/2014 10:00	0	0	595.1	595.1	595.1
01/01/2014 11:00	0	0	548.5	548.5	548.5
01/01/2014 12:00	0	0	526.7	526.7	526.7
01/01/2014 13:00	0	0	508.8	508.8	508.8
01/01/2014 14:00	0	0	469.8	469.8	469.8
01/01/2014 15:00	0	0	472.8	472.8	472.8
01/01/2014 16:00	0	0	512	512	512
01/01/2014 17:00	0	0	734.2	734.2	734.2
01/01/2014 18:00	0	0	949.2	949.2	949.2
01/01/2014 19:00	0	0	667.2	667.2	667.2
01/01/2014 20:00	0	0	461.6	461.6	461.6
01/01/2014 21:00	0	0	326.5	326.5	326.5
01/01/2014 22:00	0	0	381.2	381.2	381.2
01/01/2014 23:00	0	0	503.1	503.1	503.1
01/02/2014 00:00	0	0	676.4	676.4	676.4
01/02/2014 01:00	0	0	807.1	807.1	807.1
01/02/2014 02:00	0	0	679.9	679.9	679.9
01/02/2014 03:00	0	0	579.3	579.3	579.3
01/02/2014 04:00	0	0	544.2	544.2	544.2
01/02/2014 05:00	0	0	549.1	549.1	549.1
01/02/2014 06:00	0	0	565.8	565.8	565.8
01/02/2014 07:00	0	0	604.6	604.6	604.6
01/02/2014 08:00	0	0	610.9	610.9	610.9
01/02/2014 09:00	0	0	629.8	629.8	629.8
01/02/2014 10:00	0	0	613.8	613.8	613.8
01/02/2014 11:00	0	0	600.2	600.2	600.2
01/02/2014 12:00	0	0	590.9	590.9	590.9
01/02/2014 13:00	0	0	618.5	618.5	618.5
01/02/2014 14:00	0	0	588.8	588.8	588.8
01/02/2014 15:00	0	0	783.6	783.6	783.6
01/02/2014 16:00	0	0	799.4	799.4	799.4
01/02/2014 17:00	0	0	666.1	666.1	666.1
01/02/2014 18:00	0	0	637.1	637.1	637.1
01/02/2014 19:00	0	0	615.9	615.9	615.9
01/02/2014 20:00	0	0	577.7	577.7	577.7
01/02/2014 21:00	0	0	587.1	587.1	587.1
01/02/2014 22:00	0	0	628.2	628.2	628.2
01/02/2014 23:00	0	0	617.5	617.5	617.5
01/03/2014 00:00	0	0	597	597	597
01/03/2014 01:00	0	0	589.3	589.3	589.3
01/03/2014 02:00	0	0	598.7	598.7	598.7
01/03/2014 03:00	0	0	622.1	622.1	622.1
01/03/2014 04:00	0	0	614.4	614.4	614.4
01/03/2014 05:00	0	0	588.8	588.8	588.8
01/03/2014 06:00	0	0	582.7	582.7	582.7
01/03/2014 07:00	0	0	590.6	590.6	590.6
01/03/2014 08:00	0	0	606.7	606.7	606.7
01/03/2014 09:00	0	0	641.2	641.2	641.2
01/03/2014 10:00	0	0	641.4	641.4	641.4
01/03/2014 11:00	0	0	640.8	640.8	640.8
01/03/2014 12:00	0	0	606.8	606.8	606.8
01/03/2014 13:00	0	0	732.7	732.7	732.7
01/03/2014 14:00	0	0	806.1	806.1	806.1
01/03/2014 15:00	0	0	615.7	615.7	615.7
01/03/2014 16:00	0	0	552.8	552.8	552.8
01/03/2014 17:00	0	0	572.4	572.4	572.4
01/03/2014 18:00	0	0	842.4	842.4	842.4
01/03/2014 19:00	0	0	557.9	557.9	557.9
01/03/2014 20:00	0	0	506.3	506.3	506.3
01/03/2014 21:00	0	0	586.8	586.8	586.8
01/03/2014 22:00	0	0	677.7	677.7	677.7
01/03/2014 23:00	0	0	762.4	762.4	762.4
01/04/2014 00:00	0	0	675.7	675.7	675.7

	Unit 1 (Part 75 Data)	Unit 1 (Part 60 Data)	Unit 2 (Part 75 Data)	Unit 2 (Part 60 Data)	Units 1&2 Combined
	SO2_LbPerHr	SO2_P60_LbPerHr	SO2_LbPerHr	SO2_P60_LbPerHr	(Part 60 Data)
	1H	1H	1H	1H	
Time	Value	Value	Value	Value	
01/04/2014 01:00	0	0	669.5	669.5	669.5
01/04/2014 02:00	0	0	623.9	623.9	623.9
01/04/2014 03:00	0	0	610	610	610
01/04/2014 04:00	0	0	425.5	425.5	425.5
01/04/2014 05:00	0	0	514.8	514.8	514.8
01/04/2014 06:00	0	0	573.1	573.1	573.1
01/04/2014 07:00	0	0	617.6	617.6	617.6
01/04/2014 08:00	0	0	623.3	623.3	623.3
01/04/2014 09:00	0	0	587.3	587.3	587.3
01/04/2014 10:00	0	0	561.9	561.9	561.9
01/04/2014 11:00	0	0	555.1	555.1	555.1
01/04/2014 12:00	0	0	556	556	556
01/04/2014 13:00	0	0	540.5	540.5	540.5
01/04/2014 14:00	0	0	556.9	556.9	556.9
01/04/2014 15:00	0	0	577.9	577.9	577.9
01/04/2014 16:00	0	0	589.2	589.2	589.2
01/04/2014 17:00	0	0	599.2	599.2	599.2
01/04/2014 18:00	0	0	572.8	572.8	572.8
01/04/2014 19:00	0	0	554.9	554.9	554.9
01/04/2014 20:00	0	0	649.2	649.2	649.2
01/04/2014 21:00	0	0	618.4	618.4	618.4
01/04/2014 22:00	0	0	641.6	641.6	641.6
01/04/2014 23:00	0	0	650.9	650.9	650.9
01/05/2014 00:00	0	0	562.2	562.2	562.2
01/05/2014 01:00	0	0	671	671	671
01/05/2014 02:00	1	1	812.9	812.9	813.9
01/05/2014 03:00	6	4.9	650.5	650.5	655.4
01/05/2014 04:00	3	2.9	541.9	541.9	544.8
01/05/2014 05:00	1	1	509.1	509.1	510.1
01/05/2014 06:00	0	0	515.9	515.9	515.9
01/05/2014 07:00	3.7	3.7	559.9	559.9	563.6
01/05/2014 08:00	12	11	601	601	612
01/05/2014 09:00	16.4	14.5	652.6	652.6	667.1
01/05/2014 10:00	24.2	21.3	625.1	625.1	646.4
01/05/2014 11:00	34.4	30.6	594.6	594.6	625.2
01/05/2014 12:00	41	36.3	560.6	560.6	596.9
01/05/2014 13:00	59.2	52.6	551.1	551.1	603.7
01/05/2014 14:00	89.7	80	561.9	561.9	641.9
01/05/2014 15:00	10.6	9.6	567.1	567.1	576.7
01/05/2014 16:00	5.3	4.4	568	568	572.4
01/05/2014 17:00	20.7	18.4	593.5	593.5	611.9
01/05/2014 18:00	149.3	132.3	581.8	581.8	714.1
01/05/2014 19:00	222.4	198.4	578.3	578.3	776.7
01/05/2014 20:00	508.2	452.1	572.4	572.4	1024.5
01/05/2014 21:00	741.1	659.4	541.6	541.6	1201
01/05/2014 22:00	865.5	770.5	529.1	529.1	1299.6
01/05/2014 23:00	636.9	567.2	458.7	458.7	1025.9
01/06/2014 00:00	400.8	356.1	414.5	414.5	770.6
01/06/2014 01:00	394.2	350.9	328.6	328.6	679.5
01/06/2014 02:00	434.2	386	419.7	419.7	805.7
01/06/2014 03:00	495.5	441.1	591	591	1032.1
01/06/2014 04:00	395.8	351.4	523.5	523.5	874.9
01/06/2014 05:00	386.4	343.5	515.1	515.1	858.6
01/06/2014 06:00	443.2	393.7	536.7	536.7	930.4
01/06/2014 07:00	404.8	360.1	660.6	660.6	1020.7
01/06/2014 08:00	563.6	500.7	577.3	577.3	1078
01/06/2014 09:00	686.3	610.2	518	518	1128.2
01/06/2014 10:00	498.7	443	492.1	492.1	935.1
01/06/2014 11:00	463.9	411.9	512.8	512.8	924.7
01/06/2014 12:00	508.4	452.5	560.1	560.1	1012.6
01/06/2014 13:00	531.6	473.1	667.3	667.3	1140.4
01/06/2014 14:00	474.8	421.6	649.9	649.9	1071.5
01/06/2014 15:00	374.9	333.8	588.9	588.9	922.7
01/06/2014 16:00	378.1	335.6	566.3	566.3	901.9
01/06/2014 17:00	533.2	473.7	585.4	585.4	1059.1

	Unit 1 (Part 75 Data)	Unit 1 (Part 60 Data)	Unit 2 (Part 75 Data)	Unit 2 (Part 60 Data)	Units 1&2 Combined
	SO2_LbPerHr	SO2_P60_LbPerHr	SO2_LbPerHr	SO2_P60_LbPerHr	(Part 60 Data)
	1H	1H	1H	1H	
Time	Value	Value	Value	Value	
01/06/2014 18:00	647.2	575.9	597.1	597.1	1173
01/06/2014 19:00	540.8	481.3	604.7	604.7	1086
01/06/2014 20:00	473.4	420.6	596.5	596.5	1017.1
01/06/2014 21:00	553	491.8	539.9	539.9	1031.7
01/06/2014 22:00	559.9	497.4	584.4	584.4	1081.8
01/06/2014 23:00	641.1	569.4	669.8	669.8	1239.2
01/07/2014 00:00	782.1	696.3	650	650	1346.3
01/07/2014 01:00	499.2	444.5	612.5	612.5	1057
01/07/2014 02:00	346.8	307.9	510.7	510.7	818.6
01/07/2014 03:00	267	238	342.6	342.6	580.6
01/07/2014 04:00	171.3	152.9	205.8	205.8	358.7
01/07/2014 05:00	102.9	92.1	173.5	173.5	265.6
01/07/2014 06:00	41.8	37.5	162	162	199.5
01/07/2014 07:00	22.8	20.6	259.5	259.5	280.1
01/07/2014 08:00	13.3	11.2	341.4	341.4	352.6
01/07/2014 09:00	19.3	17.3	1144.3	1144.3	1161.6
01/07/2014 10:00	18.6	16.8	4959.9	4959.9	4976.7
01/07/2014 11:00	0	0	4462	4462	4462
01/07/2014 12:00	0	0	4327.9	4327.9	4327.9
01/07/2014 13:00	0	0	3802.6	3802.6	3802.6
01/07/2014 14:00	0	0	3708.2	3708.2	3708.2
01/07/2014 15:00	0	0	1330.8	1330.8	1330.8
01/07/2014 16:00	5.7	5.7	0	0	5.7
01/07/2014 17:00	38.8	34.1	0	0	34.1
01/07/2014 18:00	113.1	100.5	0	0	100.5
01/07/2014 19:00	169.2	150.2	26.8	26.8	177
01/07/2014 20:00	218.6	194.8	120	120	314.8
01/07/2014 21:00	270.9	240.8	186.3	186.3	427.1
01/07/2014 22:00	330	293.4	299.5	299.5	592.9
01/07/2014 23:00	438.1	389.6	501.8	501.8	891.4
01/08/2014 00:00	425.7	378.6	399	399	777.6
01/08/2014 01:00	391.6	348.7	396.3	396.3	745
01/08/2014 02:00	495	440.9	374.3	374.3	815.2
01/08/2014 03:00	564.1	501.7	354.5	354.5	856.2
01/08/2014 04:00	551.2	489.4	357.2	357.2	846.6
01/08/2014 05:00	612.3	545.1	371.9	371.9	917
01/08/2014 06:00	614.8	547.4	521.2	521.2	1068.6
01/08/2014 07:00	564	501.2	643.1	643.1	1144.3
01/08/2014 08:00	576.7	513.7	624.1	624.1	1137.8
01/08/2014 09:00	587	521.6	369.2	369.2	890.8
01/08/2014 10:00	557.1	496.2	309.5	309.5	805.7
01/08/2014 11:00	562.3	499.2	339.8	339.8	839
01/08/2014 12:00	575.6	512.7	557.6	557.6	1070.3
01/08/2014 13:00	641	569.3	725.2	725.2	1294.5
01/08/2014 14:00	648.7	576.5	689.2	689.2	1265.7
01/08/2014 15:00	631.3	560.8	757.2	757.2	1318
01/08/2014 16:00	598	531	828.2	828.2	1359.2
01/08/2014 17:00	571.1	508.5	721.4	721.4	1229.9
01/08/2014 18:00	589.4	524.8	535.3	535.3	1060.1
01/08/2014 19:00	582.8	518.5	541.5	541.5	1060
01/08/2014 20:00	580.5	515.9	615.4	615.4	1131.3
01/08/2014 21:00	624.9	555.3	639.8	639.8	1195.1
01/08/2014 22:00	634.9	565.2	645.1	645.1	1210.3
01/08/2014 23:00	621.7	552.5	581.2	581.2	1133.7
01/09/2014 00:00	625.5	556.8	530.2	530.2	1087
01/09/2014 01:00	587.9	523.5	489.2	489.2	1012.7
01/09/2014 02:00	544	483.2	387.7	387.7	870.9
01/09/2014 03:00	687.5	611	489.5	489.5	1100.5
01/09/2014 04:00	725.2	645.8	690.3	690.3	1336.1
01/09/2014 05:00	748.5	665.3	858.7	858.7	1524
01/09/2014 06:00	736.6	654.8	752	752	1406.8
01/09/2014 07:00	532.5	474	672.8	672.8	1146.8
01/09/2014 08:00	558.2	496.4	553.4	553.4	1049.8
01/09/2014 09:00	825.2	733.2	661.4	661.4	1394.6
01/09/2014 10:00	849.7	756.3	912.9	912.9	1669.2

	Unit 1 (Part 75 Data)	Unit 1 (Part 60 Data)	Unit 2 (Part 75 Data)	Unit 2 (Part 60 Data)	Units 1&2 Combined
	SO2_LbPerHr	SO2_P60_LbPerHr	SO2_LbPerHr	SO2_P60_LbPerHr	(Part 60 Data)
	1H	1H	1H	1H	
Time	Value	Value	Value	Value	
01/09/2014 11:00	857.1	761.9	836.2	836.2	1598.1
01/09/2014 12:00	768.1	682.9	641.3	641.3	1324.2
01/09/2014 13:00	829.4	738	722.6	722.6	1460.6
01/09/2014 14:00	791.7	704.8	631.7	631.7	1336.5
01/09/2014 15:00	792.2	705.3	701.2	701.2	1406.5
01/09/2014 16:00	660.8	588	731.2	731.2	1319.2
01/09/2014 17:00	830.7	738.2	626.6	626.6	1364.8
01/09/2014 18:00	1112.7	990	974.9	974.9	1964.9
01/09/2014 19:00	1078.1	958.6	1008.6	1008.6	1967.2
01/09/2014 20:00	969.3	862.1	744.6	744.6	1606.7
01/09/2014 21:00	924.6	822.8	599.1	599.1	1421.9
01/09/2014 22:00	1021.6	907.9	631	631	1538.9
01/09/2014 23:00	672	596.9	584.7	584.7	1181.6
01/10/2014 00:00	708.6	629.7	572.9	572.9	1202.6
01/10/2014 01:00	1187.6	0	911.1	911.1	911.1
01/10/2014 02:00	995.7	0	883.1	883.1	883.1
01/10/2014 03:00	775.3	0	629	629	629
01/10/2014 04:00	832.5	0	543.8	543.8	543.8
01/10/2014 05:00	1077.2	0	637.4	637.4	637.4
01/10/2014 06:00	1381	0	1224.8	1224.8	1224.8
01/10/2014 07:00	1105.6	0	1017.2	1017.2	1017.2
01/10/2014 08:00	1049.1	933.2	980	980	1913.2
01/10/2014 09:00	1167.4	1038.4	724.8	724.8	1763.2
01/10/2014 10:00	1170.7	1040.7	779.7	779.7	1820.4
01/10/2014 11:00	1194	1062.4	946.3	946.3	2008.7
01/10/2014 12:00	1253.1	1113.8	1218.4	1218.4	2332.2
01/10/2014 13:00	1187.6	1057	846.9	846.9	1903.9
01/10/2014 14:00	1118.6	994	797.7	797.7	1791.7
01/10/2014 15:00	1108.8	985.9	832.1	832.1	1818
01/10/2014 16:00	1312.2	1167.6	869.5	869.5	2037.1
01/10/2014 17:00	1090.2	969.1	1022.7	1022.7	1991.8
01/10/2014 18:00	1113.4	989.8	894.3	894.3	1884.1
01/10/2014 19:00	1209.6	1075.1	916.5	916.5	1991.6
01/10/2014 20:00	1016.4	903.7	883.4	883.4	1787.1
01/10/2014 21:00	964.9	858.5	928.7	928.7	1787.2
01/10/2014 22:00	943.1	838.7	733.5	733.5	1572.2
01/10/2014 23:00	1047.6	931.1	617.4	617.4	1548.5
01/11/2014 00:00	843.6	750.1	840.9	840.9	1591
01/11/2014 01:00	947.2	0	614.9	614.9	614.9
01/11/2014 02:00	733.6	0	631.7	631.7	631.7
01/11/2014 03:00	855.1	0	281.8	281.8	281.8
01/11/2014 04:00	836.8	0	2.4	2.4	2.4
01/11/2014 05:00	932.8	0	0	0	0
01/11/2014 06:00	828.4	0	0	0	0
01/11/2014 07:00	1028	0	0	0	0
01/11/2014 08:00	932.8	0	0	0	0
01/11/2014 09:00	959.7	0	0	0	0
01/11/2014 10:00	1312.4	1167.9	0	0	1167.9
01/11/2014 11:00	981.9	873.5	0	0	873.5
01/11/2014 12:00	1026.8	912.8	0	0	912.8
01/11/2014 13:00	1108.8	985.7	0	0	985.7
01/11/2014 14:00	941.5	837.9	0	0	837.9
01/11/2014 15:00	894.5	795.6	0	0	795.6
01/11/2014 16:00	1168.9	1039	0	0	1039
01/11/2014 17:00	1062.5	944.4	0	0	944.4
01/11/2014 18:00	1.2	1.2	0	0	1.2
01/11/2014 19:00	0	0	0	0	0
01/11/2014 20:00	0	0	0	0	0
01/11/2014 21:00	0	0	0	0	0
01/11/2014 22:00	0	0	0	0	0
01/11/2014 23:00	0	0	0	0	0
01/12/2014 00:00	0	0	0	0	0
01/12/2014 01:00	0	0	0	0	0
01/12/2014 02:00	0	0	0	0	0
01/12/2014 03:00	0	0	0	0	0

	Unit 1 (Part 75 Data)	Unit 1 (Part 60 Data)	Unit 2 (Part 75 Data)	Unit 2 (Part 60 Data)	Units 1&2 Combined
	SO2_LbPerHr	SO2_P60_LbPerHr	SO2_LbPerHr	SO2_P60_LbPerHr	(Part 60 Data)
	1H	1H	1H	1H	
Time	Value	Value	Value	Value	
01/12/2014 04:00	0	0	0	0	0
01/12/2014 05:00	0	0	0	0	0
01/12/2014 06:00	0	0	0	0	0
01/12/2014 07:00	0	0	0	0	0
01/12/2014 08:00	0	0	0	0	0
01/12/2014 09:00	0	0	0	0	0
01/12/2014 10:00	0	0	0	0	0
01/12/2014 11:00	0	0	0	0	0
01/12/2014 12:00	0	0	0	0	0
01/12/2014 13:00	0	0	0	0	0
01/12/2014 14:00	0	0	0	0	0
01/12/2014 15:00	0	0	0	0	0
01/12/2014 16:00	0	0	0	0	0
01/12/2014 17:00	0	0	0	0	0
01/12/2014 18:00	0	0	0	0	0
01/12/2014 19:00	0	0	0	0	0
01/12/2014 20:00	0	0	0	0	0
01/12/2014 21:00	0	0	0	0	0
01/12/2014 22:00	0	0	0	0	0
01/12/2014 23:00	0	0	0	0	0
01/13/2014 00:00	0	0	0	0	0
01/13/2014 01:00	0	0	0	0	0
01/13/2014 02:00	0	0	0	0	0
01/13/2014 03:00	0	0	0	0	0
01/13/2014 04:00	0	0	0	0	0
01/13/2014 05:00	0	0	0	0	0
01/13/2014 06:00	0	0	0	0	0
01/13/2014 07:00	0	0	0	0	0
01/13/2014 08:00	6.3	5.4	0	0	5.4
01/13/2014 09:00	26.1	23.2	0	0	23.2
01/13/2014 10:00	50.2	44.3	0	0	44.3
01/13/2014 11:00	23.4	20.4	0	0	20.4
01/13/2014 12:00	21.4	19.4	0	0	19.4
01/13/2014 13:00	38.7	34.7	0	0	34.7
01/13/2014 14:00	91	81	0	0	81
01/13/2014 15:00	156.8	139.6	0	0	139.6
01/13/2014 16:00	43.3	38.2	0	0	38.2
01/13/2014 17:00	47.6	42.4	0	0	42.4
01/13/2014 18:00	250.7	222.9	0	0	222.9
01/13/2014 19:00	489.6	435.4	0	0	435.4
01/13/2014 20:00	729.7	649.3	0	0	649.3
01/13/2014 21:00	683.8	608.5	0	0	608.5
01/13/2014 22:00	781.4	694.8	0	0	694.8
01/13/2014 23:00	1042.9	927.3	0	0	927.3
01/14/2014 00:00	882.4	784.1	0	0	784.1
01/14/2014 01:00	789.6	702.8	0	0	702.8
01/14/2014 02:00	617.8	549.8	0	0	549.8
01/14/2014 03:00	830.8	738.9	0	0	738.9
01/14/2014 04:00	598.8	532.1	0	0	532.1
01/14/2014 05:00	933	829.5	0	0	829.5
01/14/2014 06:00	757.3	673.6	0	0	673.6
01/14/2014 07:00	961.2	854.9	0	0	854.9
01/14/2014 08:00	822.5	732.1	0	0	732.1
01/14/2014 09:00	881.1	784.3	0	0	784.3
01/14/2014 10:00	1060.9	943.1	0	0	943.1
01/14/2014 11:00	872.2	775.6	0	0	775.6
01/14/2014 12:00	929.5	826.3	0	0	826.3
01/14/2014 13:00	1037.9	922.8	0	0	922.8
01/14/2014 14:00	770.5	685.2	0	0	685.2
01/14/2014 15:00	963.5	856.5	0	0	856.5
01/14/2014 16:00	921	818.6	0.8	0	818.6
01/14/2014 17:00	833.7	741.3	0	0	741.3
01/14/2014 18:00	931.4	828.5	0	0	828.5
01/14/2014 19:00	725.4	645.7	0	0	645.7
01/14/2014 20:00	812.2	722.9	7	7	729.9

	Unit 1 (Part 75 Data)	Unit 1 (Part 60 Data)	Unit 2 (Part 75 Data)	Unit 2 (Part 60 Data)	Units 1&2 Combined
	SO2_LbPerHr	SO2_P60_LbPerHr	SO2_LbPerHr	SO2_P60_LbPerHr	(Part 60 Data)
	1H	1H	1H	1H	
Time	Value	Value	Value	Value	
01/14/2014 21:00	800.6	711.2	11	11	722.2
01/14/2014 22:00	761.6	677.5	11	11	688.5
01/14/2014 23:00	904	804.5	16.9	16.9	821.4
01/15/2014 00:00	850.4	755.9	27.9	27.9	783.8
01/15/2014 01:00	888.9	790.2	32.9	32.9	823.1
01/15/2014 02:00	899.8	800	30.9	30.9	830.9
01/15/2014 03:00	966.4	860	6	6	866
01/15/2014 04:00	911	809.8	0	0	809.8
01/15/2014 05:00	968.5	860.7	0	0	860.7
01/15/2014 06:00	1062.1	944.4	0	0	944.4
01/15/2014 07:00	1093.6	973	0	0	973
01/15/2014 08:00	1000.7	889.2	1	1	890.2
01/15/2014 09:00	1055.9	939.3	7.4	7.4	946.7
01/15/2014 10:00	1079.4	959.7	118.2	118.2	1077.9
01/15/2014 11:00	1088.9	968.6	238	238	1206.6
01/15/2014 12:00	1033	917.9	241.9	241.9	1159.8
01/15/2014 13:00	1076.8	957.2	376.2	376.2	1333.4
01/15/2014 14:00	1073.5	954.1	334.2	334.2	1288.3
01/15/2014 15:00	1001.1	889.5	433.6	433.6	1323.1
01/15/2014 16:00	1020.8	907.5	381.2	381.2	1288.7
01/15/2014 17:00	1188.6	1057.6	492.2	492.2	1549.8
01/15/2014 18:00	995.7	886.1	482.6	482.6	1368.7
01/15/2014 19:00	0	0	473.4	473.4	473.4
01/15/2014 20:00	0	0	483.5	483.5	483.5
01/15/2014 21:00	0	0	489.5	489.5	489.5
01/15/2014 22:00	0	0	473.1	473.1	473.1
01/15/2014 23:00	0	0	538	538	538
01/16/2014 00:00	0	0	510.1	510.1	510.1
01/16/2014 01:00	0	0	482.1	482.1	482.1
01/16/2014 02:00	0	0	531	531	531
01/16/2014 03:00	3.4	3.3	566.2	566.2	569.5
01/16/2014 04:00	0	0	639.2	639.2	639.2
01/16/2014 05:00	0.9	0.9	593.6	593.6	594.5
01/16/2014 06:00	5.2	4.3	539	539	543.3
01/16/2014 07:00	6.1	5.2	531.5	531.5	536.7
01/16/2014 08:00	8.7	7.8	525.9	525.9	533.7
01/16/2014 09:00	15.8	13.8	639.9	639.9	653.7
01/16/2014 10:00	28.1	25.2	598.4	598.4	623.6
01/16/2014 11:00	59.1	52.3	651.2	651.2	703.5
01/16/2014 12:00	169.9	151.2	672.6	672.6	823.8
01/16/2014 13:00	491.9	437.8	589.9	589.9	1027.7
01/16/2014 14:00	754.3	670.6	491.4	491.4	1162
01/16/2014 15:00	620	550.9	382.5	382.5	933.4
01/16/2014 16:00	590.2	525	677.2	677.2	1202.2
01/16/2014 17:00	687.9	611.8	962.1	962.1	1573.9
01/16/2014 18:00	603.3	536.7	520.6	520.6	1057.3
01/16/2014 19:00	617.7	549.4	643.1	643.1	1192.5
01/16/2014 20:00	615.4	547	564.6	564.6	1111.6
01/16/2014 21:00	633.5	563.1	755.8	755.8	1318.9
01/16/2014 22:00	557.2	495.4	569.1	569.1	1064.5
01/16/2014 23:00	574.2	510.1	571.9	571.9	1082
01/17/2014 00:00	607.2	539.5	582	582	1121.5
01/17/2014 01:00	571.6	507.8	616.9	616.9	1124.7
01/17/2014 02:00	570	506.3	590	590	1096.3
01/17/2014 03:00	651.9	579.1	573.8	573.8	1152.9
01/17/2014 04:00	618.2	549.5	592.4	592.4	1141.9
01/17/2014 05:00	543.6	484.1	600.2	600.2	1084.3
01/17/2014 06:00	644.4	572.8	655.4	655.4	1228.2
01/17/2014 07:00	564.3	502	475.3	475.3	977.3
01/17/2014 08:00	552.4	491.1	646.5	646.5	1137.6
01/17/2014 09:00	502.2	446.2	587.3	587.3	1033.5
01/17/2014 10:00	506.7	450.5	458.8	458.8	909.3
01/17/2014 11:00	562.7	500.7	433.6	433.6	934.3
01/17/2014 12:00	534.1	474.5	416.5	416.5	891
01/17/2014 13:00	500.3	444.8	572.1	572.1	1016.9

	Unit 1 (Part 75 Data)	Unit 1 (Part 60 Data)	Unit 2 (Part 75 Data)	Unit 2 (Part 60 Data)	Units 1&2 Combined
	SO2_LbPerHr	SO2_P60_LbPerHr	SO2_LbPerHr	SO2_P60_LbPerHr	(Part 60 Data)
	1H	1H	1H	1H	
Time	Value	Value	Value	Value	
01/17/2014 14:00	522.9	465.5	477.1	477.1	942.6
01/17/2014 15:00	549.4	488.1	446.3	446.3	934.4
01/17/2014 16:00	529.6	471.6	587.2	587.2	1058.8
01/17/2014 17:00	518.5	460.6	685.6	685.6	1146.2
01/17/2014 18:00	521.5	463.8	781.3	781.3	1245.1
01/17/2014 19:00	543.5	484	789.9	789.9	1273.9
01/17/2014 20:00	525.8	468.2	748.9	748.9	1217.1
01/17/2014 21:00	533.9	474.7	528.4	528.4	1003.1
01/17/2014 22:00	530.5	471.9	424.3	424.3	896.2
01/17/2014 23:00	484.7	430.8	417.8	417.8	848.6
01/18/2014 00:00	544.3	484.5	610.8	610.8	1095.3
01/18/2014 01:00	558.3	496.7	738.1	738.1	1234.8
01/18/2014 02:00	625.7	556.9	617	617	1173.9
01/18/2014 03:00	818.6	728.5	801.3	801.3	1529.8
01/18/2014 04:00	560.5	498.8	691.8	691.8	1190.6
01/18/2014 05:00	485.7	431.5	615.2	615.2	1046.7
01/18/2014 06:00	603.6	536.9	569.9	569.9	1106.8
01/18/2014 07:00	602.9	536.2	571.2	571.2	1107.4
01/18/2014 08:00	551.4	490.2	737	737	1227.2
01/18/2014 09:00	575.8	512.5	644.6	644.6	1157.1
01/18/2014 10:00	561.7	499.9	622	622	1121.9
01/18/2014 11:00	560	498.4	628.1	628.1	1126.5
01/18/2014 12:00	569.9	507.2	665.9	665.9	1173.1
01/18/2014 13:00	547.6	487.2	638.9	638.9	1126.1
01/18/2014 14:00	605.3	538.3	640.5	640.5	1178.8
01/18/2014 15:00	579.3	515.5	691.6	691.6	1207.1
01/18/2014 16:00	544.5	484.4	620.9	620.9	1105.3
01/18/2014 17:00	561.9	500.1	636	636	1136.1
01/18/2014 18:00	584.2	518.9	596.2	596.2	1115.1
01/18/2014 19:00	574.4	510.9	595.3	595.3	1106.2
01/18/2014 20:00	537.6	477.8	622.7	622.7	1100.5
01/18/2014 21:00	574.1	510.7	660	660	1170.7
01/18/2014 22:00	573.4	509.7	631	631	1140.7
01/18/2014 23:00	526.2	467.5	527.3	527.3	994.8
01/19/2014 00:00	587.4	522.7	613.6	613.6	1136.3
01/19/2014 01:00	606.4	539.1	712.4	712.4	1251.5
01/19/2014 02:00	561	498.6	643.7	643.7	1142.3
01/19/2014 03:00	618.5	550.4	589	589	1139.4
01/19/2014 04:00	604.9	538.4	527.4	527.4	1065.8
01/19/2014 05:00	721.2	640.7	507.6	507.6	1148.3
01/19/2014 06:00	702.4	625.2	475	475	1100.2
01/19/2014 07:00	628.2	558	555.4	555.4	1113.4
01/19/2014 08:00	633.8	564.1	499.8	499.8	1063.9
01/19/2014 09:00	672.5	598.5	521.8	521.8	1120.3
01/19/2014 10:00	627.6	557.7	500.6	500.6	1058.3
01/19/2014 11:00	656.1	583.8	545.5	545.5	1129.3
01/19/2014 12:00	661.5	587.7	507.8	507.8	1095.5
01/19/2014 13:00	635.9	566	544.1	544.1	1110.1
01/19/2014 14:00	674.4	599.6	512.6	512.6	1112.2
01/19/2014 15:00	673.7	598.5	529.3	529.3	1127.8
01/19/2014 16:00	659.9	586.4	456.4	456.4	1042.8
01/19/2014 17:00	708.2	629.8	601.1	601.1	1230.9
01/19/2014 18:00	689.3	612.8	727.8	727.8	1340.6
01/19/2014 19:00	696	619	584.1	584.1	1203.1
01/19/2014 20:00	829.3	738.2	525.5	525.5	1263.7
01/19/2014 21:00	589.8	524.2	397.4	397.4	921.6
01/19/2014 22:00	720.2	640.6	591.3	591.3	1231.9
01/19/2014 23:00	656.1	583.5	628.8	628.8	1212.3
01/20/2014 00:00	673.3	599.4	489.9	489.9	1089.3
01/20/2014 01:00	667.3	593.3	516.9	516.9	1110.2
01/20/2014 02:00	562.4	500.3	524.4	524.4	1024.7
01/20/2014 03:00	516.4	459.3	537.1	537.1	996.4
01/20/2014 04:00	529.5	470.8	463	463	933.8
01/20/2014 05:00	497.5	442.6	412.1	412.1	854.7
01/20/2014 06:00	601.9	534.9	562.9	562.9	1097.8

	Unit 1 (Part 75 Data)	Unit 1 (Part 60 Data)	Unit 2 (Part 75 Data)	Unit 2 (Part 60 Data)	Units 1&2 Combined
	SO2_LbPerHr	SO2_P60_LbPerHr	SO2_LbPerHr	SO2_P60_LbPerHr	(Part 60 Data)
	1H	1H	1H	1H	
Time	Value	Value	Value	Value	
01/20/2014 07:00	536.8	478	660.8	660.8	1138.8
01/20/2014 08:00	525.3	466.7	498.2	498.2	964.9
01/20/2014 09:00	572	509.3	541.4	541.4	1050.7
01/20/2014 10:00	564.9	502.3	682.5	682.5	1184.8
01/20/2014 11:00	626.2	556.3	514.7	514.7	1071
01/20/2014 12:00	707.9	629.2	534.5	534.5	1163.7
01/20/2014 13:00	638	567.9	497.5	497.5	1065.4
01/20/2014 14:00	578.1	513.8	531.5	531.5	1045.3
01/20/2014 15:00	650.1	578	527.7	527.7	1105.7
01/20/2014 16:00	637.2	566.4	531.7	531.7	1098.1
01/20/2014 17:00	666	592.9	657.8	657.8	1250.7
01/20/2014 18:00	661	587.4	690.1	690.1	1277.5
01/20/2014 19:00	635.5	564.5	549.8	549.8	1114.3
01/20/2014 20:00	674.9	599.5	609.1	609.1	1208.6
01/20/2014 21:00	635.3	565.5	565.2	565.2	1130.7
01/20/2014 22:00	590.6	525.7	413	413	938.7
01/20/2014 23:00	601.3	535.2	447.1	447.1	982.3
01/21/2014 00:00	578.5	514.3	545	545	1059.3
01/21/2014 01:00	561.2	499.5	405.7	405.7	905.2
01/21/2014 02:00	647.3	575.5	538.6	538.6	1114.1
01/21/2014 03:00	651.8	580.3	523	523	1103.3
01/21/2014 04:00	603.2	536.1	434.7	434.7	970.8
01/21/2014 05:00	646.1	574.7	521.1	521.1	1095.8
01/21/2014 06:00	601.9	535.6	663.6	663.6	1199.2
01/21/2014 07:00	0	0	648.3	648.3	648.3
01/21/2014 08:00	0	0	595.6	595.6	595.6
01/21/2014 09:00	0	0	884.2	884.2	884.2
01/21/2014 10:00	0	0	836.6	836.6	836.6
01/21/2014 11:00	0	0	734.7	734.7	734.7
01/21/2014 12:00	0	0	648	648	648
01/21/2014 13:00	0	0	636.8	636.8	636.8
01/21/2014 14:00	0	0	644.7	644.7	644.7
01/21/2014 15:00	0	0	727	727	727
01/21/2014 16:00	0	0	817.1	817.1	817.1
01/21/2014 17:00	0	0	882.8	882.8	882.8
01/21/2014 18:00	0	0	628.9	628.9	628.9
01/21/2014 19:00	0	0	773.4	773.4	773.4
01/21/2014 20:00	1.9	1.8	910.5	910.5	912.3
01/21/2014 21:00	37.8	33.6	731.3	731.3	764.9
01/21/2014 22:00	2.8	2.8	638	638	640.8
01/21/2014 23:00	0	0	914.9	914.9	914.9
01/22/2014 00:00	0	0	606.8	606.8	606.8
01/22/2014 01:00	0	0	426.4	426.4	426.4
01/22/2014 02:00	0	0	261.6	261.6	261.6
01/22/2014 03:00	0	0	245.7	245.7	245.7
01/22/2014 04:00	0	0	0	0	0
01/22/2014 05:00	0	0	0	0	0
01/22/2014 06:00	0	0	0	0	0
01/22/2014 07:00	0	0	0	0	0
01/22/2014 08:00	0	0	0	0	0
01/22/2014 09:00	0	0	0	0	0
01/22/2014 10:00	0	0	0	0	0
01/22/2014 11:00	0	0	0	0	0
01/22/2014 12:00	0	0	0	0	0
01/22/2014 13:00	0	0	0	0	0
01/22/2014 14:00	0	0	0	0	0
01/22/2014 15:00	0	0	0	0	0
01/22/2014 16:00	0	0	8.5	8.5	8.5
01/22/2014 17:00	0	0	32	32	32
01/22/2014 18:00	0	0	31.7	31.7	31.7
01/22/2014 19:00	0	0	33.6	33.6	33.6
01/22/2014 20:00	0	0	44.7	44.7	44.7
01/22/2014 21:00	0	0	85.9	85.9	85.9
01/22/2014 22:00	0	0	111.4	111.4	111.4
01/22/2014 23:00	0	0	14.5	14.5	14.5

	Unit 1 (Part 75 Data)	Unit 1 (Part 60 Data)	Unit 2 (Part 75 Data)	Unit 2 (Part 60 Data)	Units 1&2 Combined
	SO2_LbPerHr	SO2_P60_LbPerHr	SO2_LbPerHr	SO2_P60_LbPerHr	(Part 60 Data)
	1H	1H	1H	1H	
Time	Value	Value	Value	Value	
01/23/2014 00:00	0	0	84.6	84.6	84.6
01/23/2014 01:00	0	0	240.2	240.2	240.2
01/23/2014 02:00	0	0	235.2	235.2	235.2
01/23/2014 03:00	0	0	392	392	392
01/23/2014 04:00	0	0	335.1	335.1	335.1
01/23/2014 05:00	0	0	357.9	357.9	357.9
01/23/2014 06:00	0	0	390.5	390.5	390.5
01/23/2014 07:00	0	0	326.4	326.4	326.4
01/23/2014 08:00	0	0	342.1	342.1	342.1
01/23/2014 09:00	0	0	493.6	493.6	493.6
01/23/2014 10:00	0	0	546	546	546
01/23/2014 11:00	0	0	542.4	542.4	542.4
01/23/2014 12:00	0	0	458.1	458.1	458.1
01/23/2014 13:00	0	0	474.6	474.6	474.6
01/23/2014 14:00	0	0	606.2	606.2	606.2
01/23/2014 15:00	0	0	647.8	647.8	647.8
01/23/2014 16:00	5.3	4.4	532.7	532.7	537.1
01/23/2014 17:00	32.8	29	491.3	491.3	520.3
01/23/2014 18:00	38.7	34.2	394.3	394.3	428.5
01/23/2014 19:00	42.1	37.6	414.1	414.1	451.7
01/23/2014 20:00	55.6	49.2	524.4	524.4	573.6
01/23/2014 21:00	74.2	65.9	672.1	672.1	738
01/23/2014 22:00	65.1	57.6	634.1	634.1	691.7
01/23/2014 23:00	59	52.4	579.2	579.2	631.6
01/24/2014 00:00	193.8	172.7	391.6	391.6	564.3
01/24/2014 01:00	168.9	150.4	400.7	400.7	551.1
01/24/2014 02:00	176.6	156.8	658.2	658.2	815
01/24/2014 03:00	422.5	375.9	776.4	776.4	1152.3
01/24/2014 04:00	1198.1	1065.1	644.9	644.9	1710
01/24/2014 05:00	2222.1	1976.9	567.4	567.4	2544.3
01/24/2014 06:00	3432.2	3053	611.2	611.2	3664.2
01/24/2014 07:00	1770.9	1575.2	722.5	722.5	2297.7
01/24/2014 08:00	411.2	365.5	739	739	1104.5
01/24/2014 09:00	521	462.7	1109.6	1109.6	1572.3
01/24/2014 10:00	435.9	387.5	965.4	965.4	1352.9
01/24/2014 11:00	452.3	401.7	873.9	873.9	1275.6
01/24/2014 12:00	393.1	349.2	772.3	772.3	1121.5
01/24/2014 13:00	339.6	301.8	806.3	806.3	1108.1
01/24/2014 14:00	288.3	256.1	761.4	761.4	1017.5
01/24/2014 15:00	334.3	297.5	421.6	421.6	719.1
01/24/2014 16:00	330.5	294	402.5	402.5	696.5
01/24/2014 17:00	279.5	248.1	207.8	207.8	455.9
01/24/2014 18:00	158.7	141.7	233.9	233.9	375.6
01/24/2014 19:00	88.7	78.4	423.5	423.5	501.9
01/24/2014 20:00	156.6	138.9	554.8	554.8	693.7
01/24/2014 21:00	310.8	276.4	679.7	679.7	956.1
01/24/2014 22:00	852.4	757.4	658.9	658.9	1416.3
01/24/2014 23:00	770.1	685.4	610	610	1295.4
01/25/2014 00:00	672.1	597.9	711.2	711.2	1309.1
01/25/2014 01:00	747.7	665	762.3	762.3	1427.3
01/25/2014 02:00	817.1	726	886.1	886.1	1612.1
01/25/2014 03:00	908.7	808.1	929.5	929.5	1737.6
01/25/2014 04:00	838.5	745.7	771	771	1516.7
01/25/2014 05:00	875.4	778.7	699.1	699.1	1477.8
01/25/2014 06:00	849.2	755.9	796.6	796.6	1552.5
01/25/2014 07:00	878.2	781	794.4	794.4	1575.4
01/25/2014 08:00	881.1	783.8	819.8	819.8	1603.6
01/25/2014 09:00	908.6	808.6	700.4	700.4	1509
01/25/2014 10:00	833.7	742.2	502.2	502.2	1244.4
01/25/2014 11:00	791.7	704.1	342.7	342.7	1046.8
01/25/2014 12:00	724.5	644.9	422.8	422.8	1067.7
01/25/2014 13:00	776.1	689.4	506.7	506.7	1196.1
01/25/2014 14:00	716.5	636.6	406.4	406.4	1043
01/25/2014 15:00	729.8	649.6	440.3	440.3	1089.9
01/25/2014 16:00	697.3	620.4	379.4	379.4	999.8

	Unit 1 (Part 75 Data)	Unit 1 (Part 60 Data)	Unit 2 (Part 75 Data)	Unit 2 (Part 60 Data)	Units 1&2 Combined
	SO2_LbPerHr	SO2_P60_LbPerHr	SO2_LbPerHr	SO2_P60_LbPerHr	(Part 60 Data)
	1H	1H	1H	1H	
Time	Value	Value	Value	Value	
01/25/2014 17:00	616.3	547.9	504.9	504.9	1052.8
01/25/2014 18:00	644.4	573.2	553.9	553.9	1127.1
01/25/2014 19:00	698.7	621.9	493	493	1114.9
01/25/2014 20:00	724.3	643.9	559.2	559.2	1203.1
01/25/2014 21:00	680.9	606.3	653.5	653.5	1259.8
01/25/2014 22:00	648.2	576.3	600.9	600.9	1177.2
01/25/2014 23:00	677.3	603.1	530.4	530.4	1133.5
01/26/2014 00:00	721.6	640.9	542.1	542.1	1183
01/26/2014 01:00	713.7	635.1	551.6	551.6	1186.7
01/26/2014 02:00	658.1	584.7	622.5	622.5	1207.2
01/26/2014 03:00	665.8	591.7	524	524	1115.7
01/26/2014 04:00	659.4	587	459.4	459.4	1046.4
01/26/2014 05:00	662.9	588.7	545.2	545.2	1133.9
01/26/2014 06:00	701.4	623.2	540.4	540.4	1163.6
01/26/2014 07:00	639.4	567.9	502.1	502.1	1070
01/26/2014 08:00	682.7	606.4	494.1	494.1	1100.5
01/26/2014 09:00	686.2	609.7	620.9	620.9	1230.6
01/26/2014 10:00	674.3	598.9	607.1	607.1	1206
01/26/2014 11:00	694.8	617.5	478.5	478.5	1096
01/26/2014 12:00	629.3	560.2	518.6	518.6	1078.8
01/26/2014 13:00	591.9	525.8	523.1	523.1	1048.9
01/26/2014 14:00	614.3	547.1	593.4	593.4	1140.5
01/26/2014 15:00	637.5	567.7	514.2	514.2	1081.9
01/26/2014 16:00	581.8	518	469.6	469.6	987.6
01/26/2014 17:00	595.9	530.5	611.9	611.9	1142.4
01/26/2014 18:00	720.7	641.4	768.2	768.2	1409.6
01/26/2014 19:00	672.3	598.5	649.5	649.5	1248
01/26/2014 20:00	666.6	592.4	600.1	600.1	1192.5
01/26/2014 21:00	612.1	544.9	502.7	502.7	1047.6
01/26/2014 22:00	539.6	479.9	412.4	412.4	892.3
01/26/2014 23:00	545.2	484.7	383.1	383.1	867.8
01/27/2014 00:00	493.3	439.2	497.7	497.7	936.9
01/27/2014 01:00	474.7	422.5	445.7	445.7	868.2
01/27/2014 02:00	440.1	390.9	422.6	422.6	813.5
01/27/2014 03:00	449.5	399.1	382.2	382.2	781.3
01/27/2014 04:00	376.7	335.7	371.9	371.9	707.6
01/27/2014 05:00	357.9	318.5	431	431	749.5
01/27/2014 06:00	435.2	386.7	590.1	590.1	976.8
01/27/2014 07:00	495.2	439.8	408.1	408.1	847.9
01/27/2014 08:00	429	381.9	383.8	383.8	765.7
01/27/2014 09:00	490.5	436.1	544.5	544.5	980.6
01/27/2014 10:00	421.5	375.2	517.4	517.4	892.6
01/27/2014 11:00	443.4	395	498.5	498.5	893.5
01/27/2014 12:00	578.4	514.5	435.4	435.4	949.9
01/27/2014 13:00	519.7	461.8	446.6	446.6	908.4
01/27/2014 14:00	508.7	452.6	445.1	445.1	897.7
01/27/2014 15:00	555.2	493	586.7	586.7	1079.7
01/27/2014 16:00	560.5	498.5	565.3	565.3	1063.8
01/27/2014 17:00	540.2	480.2	767.7	767.7	1247.9
01/27/2014 18:00	566.5	504.5	801.5	801.5	1306
01/27/2014 19:00	581.7	517.9	696.9	696.9	1214.8
01/27/2014 20:00	569.1	505.4	626	626	1131.4
01/27/2014 21:00	585.3	519.9	651.9	651.9	1171.8
01/27/2014 22:00	580.2	515.3	753.9	753.9	1269.2
01/27/2014 23:00	595.4	530.1	822.5	822.5	1352.6
01/28/2014 00:00	593.2	527.9	731.3	731.3	1259.2
01/28/2014 01:00	561.3	498.5	494	494	992.5
01/28/2014 02:00	551.2	490.5	547.7	547.7	1038.2
01/28/2014 03:00	608.5	541.9	610.3	610.3	1152.2
01/28/2014 04:00	591.8	526.5	722.7	722.7	1249.2
01/28/2014 05:00	555.6	493.7	876	876	1369.7
01/28/2014 06:00	543	482.7	788.8	788.8	1271.5
01/28/2014 07:00	543.4	482.8	642.2	642.2	1125
01/28/2014 08:00	558.9	496.4	562.8	562.8	1059.2
01/28/2014 09:00	560.7	498.1	642.9	642.9	1141

	Unit 1 (Part 75 Data)	Unit 1 (Part 60 Data)	Unit 2 (Part 75 Data)	Unit 2 (Part 60 Data)	Units 1&2 Combined
	SO2_LbPerHr	SO2_P60_LbPerHr	SO2_LbPerHr	SO2_P60_LbPerHr	(Part 60 Data)
	1H	1H	1H	1H	
Time	Value	Value	Value	Value	
01/28/2014 10:00	575.2	511	828.7	828.7	1339.7
01/28/2014 11:00	566.2	504.1	823.5	823.5	1327.6
01/28/2014 12:00	585.2	520.9	749.6	749.6	1270.5
01/28/2014 13:00	563.3	501	591.2	591.2	1092.2
01/28/2014 14:00	492.6	437.9	350.5	350.5	788.4
01/28/2014 15:00	374.5	333.4	249.9	249.9	583.3
01/28/2014 16:00	246.8	219.5	489.6	489.6	709.1
01/28/2014 17:00	190.2	168.8	857.9	857.9	1026.7
01/28/2014 18:00	270.5	241.1	680.7	680.7	921.8
01/28/2014 19:00	445.8	397	582.8	582.8	979.8
01/28/2014 20:00	488.4	434	462.1	462.1	896.1
01/28/2014 21:00	469.6	417.3	747	747	1164.3
01/28/2014 22:00	477.3	424.5	837.9	837.9	1262.4
01/28/2014 23:00	534	475.2	720.1	720.1	1195.3
01/29/2014 00:00	542.3	481.7	674.6	674.6	1156.3
01/29/2014 01:00	528.6	470.1	616.8	616.8	1086.9
01/29/2014 02:00	551	490.5	564.4	564.4	1054.9
01/29/2014 03:00	615.4	547.1	588	588	1135.1
01/29/2014 04:00	584.2	520.1	702.5	702.5	1222.6
01/29/2014 05:00	570.9	507	855.2	855.2	1362.2
01/29/2014 06:00	600.3	534	765.9	765.9	1299.9
01/29/2014 07:00	601.2	534.5	614.4	614.4	1148.9
01/29/2014 08:00	608.3	541.3	552	552	1093.3
01/29/2014 09:00	559.5	498.3	556.8	556.8	1055.1
01/29/2014 10:00	285.2	253.7	698.9	698.9	952.6
01/29/2014 11:00	440.1	391.1	703.5	703.5	1094.6
01/29/2014 12:00	688.7	612.3	465.6	465.6	1077.9
01/29/2014 13:00	5084.7	4522.5	292.5	292.5	4815
01/29/2014 14:00	445.7	396.7	254.5	254.5	651.2
01/29/2014 15:00	534.2	475.6	167.7	167.7	643.3
01/29/2014 16:00	365.4	324.5	146.8	146.8	471.3
01/29/2014 17:00	200	178.6	202.7	202.7	381.3
01/29/2014 18:00	100.2	88.6	250.4	250.4	339
01/29/2014 19:00	65.2	57.5	275.5	275.5	333
01/29/2014 20:00	58.2	52.3	274.5	274.5	326.8
01/29/2014 21:00	60	54	274.9	274.9	328.9
01/29/2014 22:00	65	57.3	272.1	272.1	329.4
01/29/2014 23:00	63.3	55.6	273.8	273.8	329.4
01/30/2014 00:00	59.8	53.9	282.3	282.3	336.2
01/30/2014 01:00	56.3	50.4	285.7	285.7	336.1
01/30/2014 02:00	52.6	46.8	282.1	282.1	328.9
01/30/2014 03:00	15.8	13.9	331.1	331.1	345
01/30/2014 04:00	36.8	32.9	404.4	404.4	437.3
01/30/2014 05:00	28	24.2	560.9	560.9	585.1
01/30/2014 06:00	38.2	34.3	667.8	667.8	702.1
01/30/2014 07:00	73.2	65.4	656.8	656.8	722.2
01/30/2014 08:00	99.8	88.2	544.5	544.5	632.7
01/30/2014 09:00	105.2	93.5	471.2	471.2	564.7
01/30/2014 10:00	140.2	124.7	679.8	679.8	804.5
01/30/2014 11:00	197.4	176.1	892.5	892.5	1068.6
01/30/2014 12:00	334.9	298.2	828.3	828.3	1126.5
01/30/2014 13:00	525.1	466.8	754.4	754.4	1221.2
01/30/2014 14:00	525.8	467.7	656.7	656.7	1124.4
01/30/2014 15:00	518.2	460.1	642.8	642.8	1102.9
01/30/2014 16:00	517.9	459.9	592.4	592.4	1052.3
01/30/2014 17:00	544.7	484.4	707.8	707.8	1192.2
01/30/2014 18:00	552	490.4	820.1	820.1	1310.5
01/30/2014 19:00	532.6	473.3	828.5	828.5	1301.8
01/30/2014 20:00	517.9	460.2	712	712	1172.2
01/30/2014 21:00	575.3	511.1	376.4	376.4	887.5
01/30/2014 22:00	552.6	490.7	161.2	161.2	651.9
01/30/2014 23:00	513.9	457.7	145.1	145.1	602.8
01/31/2014 00:00	539.5	479.4	247.9	247.9	727.3
01/31/2014 01:00	572.5	508.7	289.8	289.8	798.5
01/31/2014 02:00	564.7	502.5	424.3	424.3	926.8

	Unit 1 (Part 75 Data)	Unit 1 (Part 60 Data)	Unit 2 (Part 75 Data)	Unit 2 (Part 60 Data)	Units 1&2 Combined
	SO2_LbPerHr	SO2_P60_LbPerHr	SO2_LbPerHr	SO2_P60_LbPerHr	(Part 60 Data)
	1H	1H	1H	1H	
Time	Value	Value	Value	Value	
01/31/2014 03:00	591.2	525.3	408.7	408.7	934
01/31/2014 04:00	588.7	522.8	391.4	391.4	914.2
01/31/2014 05:00	573.8	509.7	532.2	532.2	1041.9
01/31/2014 06:00	600.1	533.5	664.4	664.4	1197.9
01/31/2014 07:00	590.9	525.8	686.2	686.2	1212
01/31/2014 08:00	523.5	466.2	638.1	638.1	1104.3
01/31/2014 09:00	569.4	506.7	597.5	597.5	1104.2
01/31/2014 10:00	647.9	576	699.5	699.5	1275.5
01/31/2014 11:00	798.9	710.2	779.5	779.5	1489.7
01/31/2014 12:00	758.3	675.1	762.5	762.5	1437.6
01/31/2014 13:00	1534.3	1364.5	710.8	710.8	2075.3
01/31/2014 14:00	811.8	722.5	616.6	616.6	1339.1
01/31/2014 15:00	720.5	640.8	452.3	452.3	1093.1
01/31/2014 16:00	597.1	530.5	411.3	411.3	941.8
01/31/2014 17:00	507.7	450.8	618.4	618.4	1069.2
01/31/2014 18:00	471.2	418.6	626	626	1044.6
01/31/2014 19:00	477.8	425.3	507.9	507.9	933.2
01/31/2014 20:00	605	538.5	475.2	475.2	1013.7
01/31/2014 21:00	620.1	552	437.3	437.3	989.3
01/31/2014 22:00	591.4	525.4	420.4	420.4	945.8
01/31/2014 23:00	593.1	526.9	446.4	446.4	973.3
02/01/2014 00:00	617	548.7	354.7	354.7	903.4
02/01/2014 01:00	620.4	552	303.2	303.2	855.2
02/01/2014 02:00	599	533	434.6	434.6	967.6
02/01/2014 03:00	639.2	568	497	497	1065
02/01/2014 04:00	663.7	590.4	448	448	1038.4
02/01/2014 05:00	600.1	533.8	408.3	408.3	942.1
02/01/2014 06:00	588.1	523.7	417.3	417.3	941
02/01/2014 07:00	590.9	524.8	420.2	420.2	945
02/01/2014 08:00	582	518.1	417.4	417.4	935.5
02/01/2014 09:00	543.5	483.2	424.1	424.1	907.3
02/01/2014 10:00	615.6	547.5	423.6	423.6	971.1
02/01/2014 11:00	534.6	475.8	401.5	401.5	877.3
02/01/2014 12:00	589.8	525	434.2	434.2	959.2
02/01/2014 13:00	574	510.9	420.2	420.2	931.1
02/01/2014 14:00	571.6	508.5	407.4	407.4	915.9
02/01/2014 15:00	583	518.1	411.7	411.7	929.8
02/01/2014 16:00	585.2	520.2	424.4	424.4	944.6
02/01/2014 17:00	571.4	508.1	431.3	431.3	939.4
02/01/2014 18:00	586.6	521.6	412.7	412.7	934.3
02/01/2014 19:00	579.2	514.5	404.6	404.6	919.1
02/01/2014 20:00	573	510.1	411.3	411.3	921.4
02/01/2014 21:00	613.9	546.1	409.4	409.4	955.5
02/01/2014 22:00	619	550.7	388.4	388.4	939.1
02/01/2014 23:00	580.3	515.6	379.4	379.4	895
02/02/2014 00:00	592.5	527.6	398.8	398.8	926.4
02/02/2014 01:00	609.7	541.9	250.5	250.5	792.4
02/02/2014 02:00	592.2	526.1	218.7	218.7	744.8
02/02/2014 03:00	609.4	541.2	536.9	536.9	1078.1
02/02/2014 04:00	616.1	547.9	451.4	451.4	999.3
02/02/2014 05:00	614.1	546.1	418.6	418.6	964.7
02/02/2014 06:00	625.4	556	578.6	578.6	1134.6
02/02/2014 07:00	616.4	548.7	475.4	475.4	1024.1
02/02/2014 08:00	618.7	550.7	425.4	425.4	976.1
02/02/2014 09:00	585.5	520.3	470.7	470.7	991
02/02/2014 10:00	605	538.3	485.2	485.2	1023.5
02/02/2014 11:00	601.5	534.8	483.4	483.4	1018.2
02/02/2014 12:00	600.6	533.6	519.1	519.1	1052.7
02/02/2014 13:00	575.2	512	537	537	1049
02/02/2014 14:00	589.6	524.9	505.5	505.5	1030.4
02/02/2014 15:00	592.9	526.8	499	499	1025.8
02/02/2014 16:00	599.2	533	470.9	470.9	1003.9
02/02/2014 17:00	649.1	577.1	503.8	503.8	1080.9
02/02/2014 18:00	535.1	476.2	511.5	511.5	987.7
02/02/2014 19:00	594.2	527.8	498.3	498.3	1026.1

	Unit 1 (Part 75 Data)	Unit 1 (Part 60 Data)	Unit 2 (Part 75 Data)	Unit 2 (Part 60 Data)	Units 1&2 Combined
	SO2_LbPerHr	SO2_P60_LbPerHr	SO2_LbPerHr	SO2_P60_LbPerHr	(Part 60 Data)
	1H	1H	1H	1H	
Time	Value	Value	Value	Value	
02/02/2014 20:00	601.9	535.7	497.2	497.2	1032.9
02/02/2014 21:00	580.3	515.9	536.8	536.8	1052.7
02/02/2014 22:00	571.4	507.5	558.8	558.8	1066.3
02/02/2014 23:00	591.4	525.6	487.9	487.9	1013.5
02/03/2014 00:00	591	525.1	406.4	406.4	931.5
02/03/2014 01:00	565.1	503.1	361.9	361.9	865
02/03/2014 02:00	559.6	497.9	349.9	349.9	847.8
02/03/2014 03:00	554.5	493.5	521	521	1014.5
02/03/2014 04:00	545.1	484.4	562.8	562.8	1047.2
02/03/2014 05:00	529.1	470.6	517.8	517.8	988.4
02/03/2014 06:00	537.9	478	488.8	488.8	966.8
02/03/2014 07:00	552.6	491	476.8	476.8	967.8
02/03/2014 08:00	494.8	439.7	474.6	474.6	914.3
02/03/2014 09:00	546.1	485.7	498.9	498.9	984.6
02/03/2014 10:00	508.5	451.6	544.3	544.3	995.9
02/03/2014 11:00	542.3	482.6	561.8	561.8	1044.4
02/03/2014 12:00	572.3	509	525.1	525.1	1034.1
02/03/2014 13:00	551.9	491.5	379.7	379.7	871.2
02/03/2014 14:00	570.9	508.3	272.1	272.1	780.4
02/03/2014 15:00	562.5	500.1	144.7	144.7	644.8
02/03/2014 16:00	508.8	452.3	83.1	83.1	535.4
02/03/2014 17:00	472.8	420	129.8	129.8	549.8
02/03/2014 18:00	346.8	308.9	703.6	703.6	1012.5
02/03/2014 19:00	335.8	297.9	1948.4	1948.4	2246.3
02/03/2014 20:00	407.6	362.1	1726	1726	2088.1
02/03/2014 21:00	479.3	426.3	1439.4	1439.4	1865.7
02/03/2014 22:00	543	482.8	930.2	930.2	1413
02/03/2014 23:00	554.3	492.5	808.2	808.2	1300.7
02/04/2014 00:00	589.9	524.4	701.8	701.8	1226.2
02/04/2014 01:00	590.3	524.8	647.4	647.4	1172.2
02/04/2014 02:00	603.1	535.7	766.6	766.6	1302.3
02/04/2014 03:00	569.1	505.8	876.4	876.4	1382.2
02/04/2014 04:00	610.9	543.6	772.5	772.5	1316.1
02/04/2014 05:00	603.9	536.4	699.3	699.3	1235.7
02/04/2014 06:00	563.9	501.6	691.3	691.3	1192.9
02/04/2014 07:00	582.1	518	718.6	718.6	1236.6
02/04/2014 08:00	595.3	529.4	768.1	768.1	1297.5
02/04/2014 09:00	599.7	533.8	815.6	815.6	1349.4
02/04/2014 10:00	612.8	545.1	842.6	842.6	1387.7
02/04/2014 11:00	592.1	526.3	722.5	722.5	1248.8
02/04/2014 12:00	550.6	490	371.8	371.8	861.8
02/04/2014 13:00	495	440	237.4	237.4	677.4
02/04/2014 14:00	479.7	426.8	139.6	139.6	566.4
02/04/2014 15:00	299.8	266	125.3	125.3	391.3
02/04/2014 16:00	183.3	162.7	202.1	202.1	364.8
02/04/2014 17:00	103.2	92	283.5	283.5	375.5
02/04/2014 18:00	66.2	58.7	333.4	333.4	392.1
02/04/2014 19:00	47.4	41.8	323.1	323.1	364.9
02/04/2014 20:00	35.5	31.7	316.1	316.1	347.8
02/04/2014 21:00	33.7	30	320.9	320.9	350.9
02/04/2014 22:00	35.7	31.9	321	321	352.9
02/04/2014 23:00	37.3	33.5	211.4	211.4	244.9
02/05/2014 00:00	44.3	38.7	131.3	131.3	170
02/05/2014 01:00	47.8	42.2	290.7	290.7	332.9
02/05/2014 02:00	47.6	42	206.4	206.4	248.4
02/05/2014 03:00	66.3	58.8	229	229	287.8
02/05/2014 04:00	49.2	43.6	216.3	216.3	259.9
02/05/2014 05:00	99.4	88.1	193.7	193.7	281.8
02/05/2014 06:00	92.6	83.1	140.3	140.3	223.4
02/05/2014 07:00	137.6	122.4	414.5	414.5	536.9
02/05/2014 08:00	260.5	231.9	523.6	523.6	755.5
02/05/2014 09:00	487.9	433.3	557.3	557.3	990.6
02/05/2014 10:00	408.9	363	583	583	946
02/05/2014 11:00	480.4	427.4	634.3	634.3	1061.7
02/05/2014 12:00	539.6	480.6	663.6	663.6	1144.2

	Unit 1 (Part 75 Data)	Unit 1 (Part 60 Data)	Unit 2 (Part 75 Data)	Unit 2 (Part 60 Data)	Units 1&2 Combined
	SO2_LbPerHr	SO2_P60_LbPerHr	SO2_LbPerHr	SO2_P60_LbPerHr	(Part 60 Data)
	1H	1H	1H	1H	
Time	Value	Value	Value	Value	
02/05/2014 13:00	528.4	469.4	636.7	636.7	1106.1
02/05/2014 14:00	532.7	474.4	664.4	664.4	1138.8
02/05/2014 15:00	549.2	487.8	693.5	693.5	1181.3
02/05/2014 16:00	451.6	402.3	707.6	707.6	1109.9
02/05/2014 17:00	0	0	664.9	664.9	664.9
02/05/2014 18:00	0	0	653.4	653.4	653.4
02/05/2014 19:00	0	0	679.1	679.1	679.1
02/05/2014 20:00	0	0	704.3	704.3	704.3
02/05/2014 21:00	0	0	727	727	727
02/05/2014 22:00	0	0	745.9	745.9	745.9
02/05/2014 23:00	0	0	755.4	755.4	755.4
02/06/2014 00:00	0	0	737.2	737.2	737.2
02/06/2014 01:00	0	0	713.7	713.7	713.7
02/06/2014 02:00	0	0	688.4	688.4	688.4
02/06/2014 03:00	21.5	19	584.9	584.9	603.9
02/06/2014 04:00	5.3	4.5	799	799	803.5
02/06/2014 05:00	8.1	7.2	872.7	872.7	879.9
02/06/2014 06:00	3.4	3.3	630.7	630.7	634
02/06/2014 07:00	13.1	12	649.4	649.4	661.4
02/06/2014 08:00	160.4	142.9	719	719	861.9
02/06/2014 09:00	157.3	139.9	736.9	736.9	876.8
02/06/2014 10:00	0	0	735.6	735.6	735.6
02/06/2014 11:00	0	0	693.5	693.5	693.5
02/06/2014 12:00	0	0	692	692	692
02/06/2014 13:00	0	0	606.7	606.7	606.7
02/06/2014 14:00	0	0	604.7	604.7	604.7
02/06/2014 15:00	0	0	619.3	619.3	619.3
02/06/2014 16:00	0	0	657.3	657.3	657.3
02/06/2014 17:00	0	0	651.5	651.5	651.5
02/06/2014 18:00	0	0	727.6	727.6	727.6
02/06/2014 19:00	0	0	753.1	753.1	753.1
02/06/2014 20:00	0	0	683.6	683.6	683.6
02/06/2014 21:00	0	0	702.4	702.4	702.4
02/06/2014 22:00	0	0	759.2	759.2	759.2
02/06/2014 23:00	0	0	776.4	776.4	776.4
02/07/2014 00:00	0	0	784.2	784.2	784.2
02/07/2014 01:00	0	0	713.3	713.3	713.3
02/07/2014 02:00	0	0	716	716	716
02/07/2014 03:00	0	0	746	746	746
02/07/2014 04:00	0	0	740.8	740.8	740.8
02/07/2014 05:00	0	0	768.3	768.3	768.3
02/07/2014 06:00	0	0	743.8	743.8	743.8
02/07/2014 07:00	0	0	690.5	690.5	690.5
02/07/2014 08:00	0	0	667.9	667.9	667.9
02/07/2014 09:00	0	0	689.3	689.3	689.3
02/07/2014 10:00	0	0	754.6	754.6	754.6
02/07/2014 11:00	0	0	759.8	759.8	759.8
02/07/2014 12:00	0	0	735.5	735.5	735.5
02/07/2014 13:00	0	0	743.5	743.5	743.5
02/07/2014 14:00	0	0	683.7	683.7	683.7
02/07/2014 15:00	0	0	686.8	686.8	686.8
02/07/2014 16:00	0	0	731.7	731.7	731.7
02/07/2014 17:00	0	0	802.1	802.1	802.1
02/07/2014 18:00	0	0	833.7	833.7	833.7
02/07/2014 19:00	0	0	755.2	755.2	755.2
02/07/2014 20:00	0	0	730.4	730.4	730.4
02/07/2014 21:00	0	0	726.2	726.2	726.2
02/07/2014 22:00	0	0	755.7	755.7	755.7
02/07/2014 23:00	0	0	780.1	780.1	780.1
02/08/2014 00:00	0	0	794.6	794.6	794.6
02/08/2014 01:00	0	0	778.1	778.1	778.1
02/08/2014 02:00	0	0	776.4	776.4	776.4
02/08/2014 03:00	0	0	791	791	791
02/08/2014 04:00	0	0	724	724	724
02/08/2014 05:00	0	0	689.6	689.6	689.6

	Unit 1 (Part 75 Data)	Unit 1 (Part 60 Data)	Unit 2 (Part 75 Data)	Unit 2 (Part 60 Data)	Units 1&2 Combined
	SO2_LbPerHr	SO2_P60_LbPerHr	SO2_LbPerHr	SO2_P60_LbPerHr	(Part 60 Data)
	1H	1H	1H	1H	
Time	Value	Value	Value	Value	
02/08/2014 06:00	0	0	700	700	700
02/08/2014 07:00	0	0	656.1	656.1	656.1
02/08/2014 08:00	0	0	723.9	723.9	723.9
02/08/2014 09:00	0	0	728.2	728.2	728.2
02/08/2014 10:00	0	0	712.9	712.9	712.9
02/08/2014 11:00	0	0	653.2	653.2	653.2
02/08/2014 12:00	0	0	652.9	652.9	652.9
02/08/2014 13:00	0	0	672.5	672.5	672.5
02/08/2014 14:00	0	0	818.6	818.6	818.6
02/08/2014 15:00	0	0	827.8	827.8	827.8
02/08/2014 16:00	0	0	776.2	776.2	776.2
02/08/2014 17:00	0	0	739.3	739.3	739.3
02/08/2014 18:00	0	0	712	712	712
02/08/2014 19:00	0	0	773.3	773.3	773.3
02/08/2014 20:00	0	0	754.9	754.9	754.9
02/08/2014 21:00	0	0	729.6	729.6	729.6
02/08/2014 22:00	0	0	741	741	741
02/08/2014 23:00	0	0	688	688	688
02/09/2014 00:00	0	0	602.7	602.7	602.7
02/09/2014 01:00	0	0	353	353	353
02/09/2014 02:00	0	0	529.3	529.3	529.3
02/09/2014 03:00	0	0	974.5	974.5	974.5
02/09/2014 04:00	0	0	743.7	743.7	743.7
02/09/2014 05:00	0	0	744	744	744
02/09/2014 06:00	0	0	731.3	731.3	731.3
02/09/2014 07:00	0	0	790	790	790
02/09/2014 08:00	0	0	821.3	821.3	821.3
02/09/2014 09:00	0	0	826.2	826.2	826.2
02/09/2014 10:00	0	0	806.2	806.2	806.2
02/09/2014 11:00	0	0	712.1	712.1	712.1
02/09/2014 12:00	0	0	736.8	736.8	736.8
02/09/2014 13:00	0	0	772.9	772.9	772.9
02/09/2014 14:00	0	0	863.8	863.8	863.8
02/09/2014 15:00	0	0	830.5	830.5	830.5
02/09/2014 16:00	0	0	800.8	800.8	800.8
02/09/2014 17:00	0	0	757.1	757.1	757.1
02/09/2014 18:00	0	0	783	783	783
02/09/2014 19:00	0	0	777.2	777.2	777.2
02/09/2014 20:00	0	0	815.1	815.1	815.1
02/09/2014 21:00	0	0	805.1	805.1	805.1
02/09/2014 22:00	0	0	794.8	794.8	794.8
02/09/2014 23:00	0	0	750.8	750.8	750.8
02/10/2014 00:00	0	0	738.7	738.7	738.7
02/10/2014 01:00	0	0	735	735	735
02/10/2014 02:00	0	0	742.5	742.5	742.5
02/10/2014 03:00	0	0	788.4	788.4	788.4
02/10/2014 04:00	0	0	762	762	762
02/10/2014 05:00	0	0	733.1	733.1	733.1
02/10/2014 06:00	0	0	717.4	717.4	717.4
02/10/2014 07:00	0	0	719.2	719.2	719.2
02/10/2014 08:00	0	0	751.9	751.9	751.9
02/10/2014 09:00	0	0	739.1	739.1	739.1
02/10/2014 10:00	0	0	708.8	708.8	708.8
02/10/2014 11:00	0	0	648.9	648.9	648.9
02/10/2014 12:00	0	0	739.8	739.8	739.8
02/10/2014 13:00	0	0	808.7	808.7	808.7
02/10/2014 14:00	0	0	837.1	837.1	837.1
02/10/2014 15:00	0	0	1301	1301	1301
02/10/2014 16:00	0	0	1009.9	1009.9	1009.9
02/10/2014 17:00	0	0	851.5	851.5	851.5
02/10/2014 18:00	0	0	848.7	848.7	848.7
02/10/2014 19:00	0	0	997.1	997.1	997.1
02/10/2014 20:00	0	0	988.9	988.9	988.9
02/10/2014 21:00	0	0	930.9	930.9	930.9
02/10/2014 22:00	0	0	874.2	874.2	874.2

	Unit 1 (Part 75 Data)	Unit 1 (Part 60 Data)	Unit 2 (Part 75 Data)	Unit 2 (Part 60 Data)	Units 1&2 Combined
	SO2_LbPerHr	SO2_P60_LbPerHr	SO2_LbPerHr	SO2_P60_LbPerHr	(Part 60 Data)
	1H	1H	1H	1H	
Time	Value	Value	Value	Value	
02/10/2014 23:00	0	0	900.2	900.2	900.2
02/11/2014 00:00	0	0	926.5	926.5	926.5
02/11/2014 01:00	0	0	958.5	958.5	958.5
02/11/2014 02:00	0	0	923.6	923.6	923.6
02/11/2014 03:00	0	0	863.6	863.6	863.6
02/11/2014 04:00	0	0	876.4	876.4	876.4
02/11/2014 05:00	0	0	867.7	867.7	867.7
02/11/2014 06:00	0	0	851.4	851.4	851.4
02/11/2014 07:00	0	0	854.4	854.4	854.4
02/11/2014 08:00	0	0	906	906	906
02/11/2014 09:00	0	0	782.2	782.2	782.2
02/11/2014 10:00	0	0	733.1	733.1	733.1
02/11/2014 11:00	0	0	770.9	770.9	770.9
02/11/2014 12:00	0	0	849.8	849.8	849.8
02/11/2014 13:00	0	0	838.9	838.9	838.9
02/11/2014 14:00	0	0	618.3	618.3	618.3
02/11/2014 15:00	0	0	316	316	316
02/11/2014 16:00	0	0	163.3	163.3	163.3
02/11/2014 17:00	0	0	129.2	129.2	129.2
02/11/2014 18:00	0	0	83.1	83.1	83.1
02/11/2014 19:00	0	0	74.9	74.9	74.9
02/11/2014 20:00	0	0	91.2	91.2	91.2
02/11/2014 21:00	0	0	119.6	119.6	119.6
02/11/2014 22:00	0	0	352.7	352.7	352.7
02/11/2014 23:00	0	0	725.7	725.7	725.7
02/12/2014 00:00	0	0	887.2	887.2	887.2
02/12/2014 01:00	0	0	799.7	799.7	799.7
02/12/2014 02:00	0	0	791.3	791.3	791.3
02/12/2014 03:00	0	0	902.3	902.3	902.3
02/12/2014 04:00	0	0	980.8	980.8	980.8
02/12/2014 05:00	0	0	897.5	897.5	897.5
02/12/2014 06:00	0	0	721.9	721.9	721.9
02/12/2014 07:00	0	0	760.5	760.5	760.5
02/12/2014 08:00	0	0	838.7	838.7	838.7
02/12/2014 09:00	0	0	892.2	892.2	892.2
02/12/2014 10:00	0	0	1019.3	1019.3	1019.3
02/12/2014 11:00	0	0	1045.8	1045.8	1045.8
02/12/2014 12:00	0	0	1034.6	1034.6	1034.6
02/12/2014 13:00	0	0	1014.1	1014.1	1014.1
02/12/2014 14:00	0	0	961.9	961.9	961.9
02/12/2014 15:00	0	0	848.8	848.8	848.8
02/12/2014 16:00	0	0	1003	1003	1003
02/12/2014 17:00	0	0	1320.5	1320.5	1320.5
02/12/2014 18:00	0	0	1363.2	1363.2	1363.2
02/12/2014 19:00	0	0	1250	1250	1250
02/12/2014 20:00	0	0	1047.6	1047.6	1047.6
02/12/2014 21:00	0	0	902.8	902.8	902.8
02/12/2014 22:00	0	0	910.1	910.1	910.1
02/12/2014 23:00	0	0	921.8	921.8	921.8
02/13/2014 00:00	0	0	954.1	954.1	954.1
02/13/2014 01:00	0	0	872.4	872.4	872.4
02/13/2014 02:00	0	0	870.2	870.2	870.2
02/13/2014 03:00	0	0	965.6	965.6	965.6
02/13/2014 04:00	0	0	913	913	913
02/13/2014 05:00	0	0	921.2	921.2	921.2
02/13/2014 06:00	0	0	922.5	922.5	922.5
02/13/2014 07:00	0	0	710.1	710.1	710.1
02/13/2014 08:00	0	0	625.9	625.9	625.9
02/13/2014 09:00	0	0	765.9	765.9	765.9
02/13/2014 10:00	0	0	765.6	765.6	765.6
02/13/2014 11:00	0	0	678.4	678.4	678.4
02/13/2014 12:00	0	0	741.2	741.2	741.2
02/13/2014 13:00	0	0	796.1	796.1	796.1
02/13/2014 14:00	0	0	839.4	839.4	839.4
02/13/2014 15:00	0	0	913.8	913.8	913.8

	Unit 1 (Part 75 Data)	Unit 1 (Part 60 Data)	Unit 2 (Part 75 Data)	Unit 2 (Part 60 Data)	Units 1&2 Combined
	SO2_LbPerHr	SO2_P60_LbPerHr	SO2_LbPerHr	SO2_P60_LbPerHr	(Part 60 Data)
	1H	1H	1H	1H	
Time	Value	Value	Value	Value	
02/13/2014 16:00	0	0	828.5	828.5	828.5
02/13/2014 17:00	0	0	811	811	811
02/13/2014 18:00	0	0	801.3	801.3	801.3
02/13/2014 19:00	0	0	856.2	856.2	856.2
02/13/2014 20:00	0	0	864.1	864.1	864.1
02/13/2014 21:00	0	0	845.1	845.1	845.1
02/13/2014 22:00	0	0	785.5	785.5	785.5
02/13/2014 23:00	0	0	770.1	770.1	770.1
02/14/2014 00:00	0	0	539.3	539.3	539.3
02/14/2014 01:00	0	0	569	569	569
02/14/2014 02:00	0	0	646	646	646
02/14/2014 03:00	0	0	625.1	625.1	625.1
02/14/2014 04:00	0	0	530	530	530
02/14/2014 05:00	0	0	503.4	503.4	503.4
02/14/2014 06:00	0	0	666	666	666
02/14/2014 07:00	0	0	710.4	710.4	710.4
02/14/2014 08:00	0	0	644.6	644.6	644.6
02/14/2014 09:00	0	0	641.1	641.1	641.1
02/14/2014 10:00	0	0	655.5	655.5	655.5
02/14/2014 11:00	0	0	658.9	658.9	658.9
02/14/2014 12:00	0	0	633.4	633.4	633.4
02/14/2014 13:00	0	0	614.7	614.7	614.7
02/14/2014 14:00	0	0	613.4	613.4	613.4
02/14/2014 15:00	0	0	591.2	591.2	591.2
02/14/2014 16:00	0	0	575.2	575.2	575.2
02/14/2014 17:00	0	0	533.6	533.6	533.6
02/14/2014 18:00	0	0	481.2	481.2	481.2
02/14/2014 19:00	0	0	448.9	448.9	448.9
02/14/2014 20:00	0	0	435.6	435.6	435.6
02/14/2014 21:00	0	0	431	431	431
02/14/2014 22:00	0	0	370.6	370.6	370.6
02/14/2014 23:00	0	0	312.3	312.3	312.3
02/15/2014 00:00	0	0	245.2	245.2	245.2
02/15/2014 01:00	0	0	293.8	293.8	293.8
02/15/2014 02:00	0	0	344	344	344
02/15/2014 03:00	0	0	345.7	345.7	345.7
02/15/2014 04:00	0	0	301.9	301.9	301.9
02/15/2014 05:00	0	0	261.1	261.1	261.1
02/15/2014 06:00	0	0	275.7	275.7	275.7
02/15/2014 07:00	0	0	288	288	288
02/15/2014 08:00	0	0	318	318	318
02/15/2014 09:00	0	0	290.9	290.9	290.9
02/15/2014 10:00	0	0	281.3	281.3	281.3
02/15/2014 11:00	0	0	256.8	256.8	256.8
02/15/2014 12:00	0	0	273.5	273.5	273.5
02/15/2014 13:00	0	0	293.3	293.3	293.3
02/15/2014 14:00	0	0	307.2	307.2	307.2
02/15/2014 15:00	0	0	295.8	295.8	295.8
02/15/2014 16:00	0	0	250.4	250.4	250.4
02/15/2014 17:00	0	0	207.8	207.8	207.8
02/15/2014 18:00	0	0	193.9	193.9	193.9
02/15/2014 19:00	0	0	237.2	237.2	237.2
02/15/2014 20:00	0	0	281.4	281.4	281.4
02/15/2014 21:00	0	0	290.6	290.6	290.6
02/15/2014 22:00	0	0	265.7	265.7	265.7
02/15/2014 23:00	0	0	316.4	316.4	316.4
02/16/2014 00:00	0	0	468.3	468.3	468.3
02/16/2014 01:00	0	0	287.6	287.6	287.6
02/16/2014 02:00	0	0	353.3	353.3	353.3
02/16/2014 03:00	0	0	588.4	588.4	588.4
02/16/2014 04:00	0	0	458.7	458.7	458.7
02/16/2014 05:00	0	0	398	398	398
02/16/2014 06:00	0	0	540.5	540.5	540.5
02/16/2014 07:00	0	0	474.5	474.5	474.5
02/16/2014 08:00	0	0	493.3	493.3	493.3

	Unit 1 (Part 75 Data)	Unit 1 (Part 60 Data)	Unit 2 (Part 75 Data)	Unit 2 (Part 60 Data)	Units 1&2 Combined
	SO2_LbPerHr	SO2_P60_LbPerHr	SO2_LbPerHr	SO2_P60_LbPerHr	(Part 60 Data)
	1H	1H	1H	1H	
Time	Value	Value	Value	Value	
02/16/2014 09:00	0	0	520.1	520.1	520.1
02/16/2014 10:00	0	0	503	503	503
02/16/2014 11:00	0	0	492.7	492.7	492.7
02/16/2014 12:00	0	0	515.1	515.1	515.1
02/16/2014 13:00	0	0	513.9	513.9	513.9
02/16/2014 14:00	0	0	500.5	500.5	500.5
02/16/2014 15:00	0	0	515.7	515.7	515.7
02/16/2014 16:00	0	0	497.3	497.3	497.3
02/16/2014 17:00	0	0	457.2	457.2	457.2
02/16/2014 18:00	0	0	496.9	496.9	496.9
02/16/2014 19:00	0	0	533.3	533.3	533.3
02/16/2014 20:00	0	0	499.5	499.5	499.5
02/16/2014 21:00	0	0	496.5	496.5	496.5
02/16/2014 22:00	0	0	480.3	480.3	480.3
02/16/2014 23:00	0	0	458.4	458.4	458.4
02/17/2014 00:00	0	0	463	463	463
02/17/2014 01:00	0	0	511.6	511.6	511.6
02/17/2014 02:00	0	0	510.2	510.2	510.2
02/17/2014 03:00	0	0	580.7	580.7	580.7
02/17/2014 04:00	0	0	536.9	536.9	536.9
02/17/2014 05:00	0	0	478.7	478.7	478.7
02/17/2014 06:00	0	0	461.5	461.5	461.5
02/17/2014 07:00	0	0	474.4	474.4	474.4
02/17/2014 08:00	0	0	487.3	487.3	487.3
02/17/2014 09:00	0	0	466.7	466.7	466.7
02/17/2014 10:00	0	0	532.1	532.1	532.1
02/17/2014 11:00	0	0	467.9	467.9	467.9
02/17/2014 12:00	0	0	464.6	464.6	464.6
02/17/2014 13:00	0	0	512.6	512.6	512.6
02/17/2014 14:00	0	0	514.4	514.4	514.4
02/17/2014 15:00	0	0	504.5	504.5	504.5
02/17/2014 16:00	0	0	522.1	522.1	522.1
02/17/2014 17:00	0	0	512	512	512
02/17/2014 18:00	0	0	531.1	531.1	531.1
02/17/2014 19:00	0	0	532.3	532.3	532.3
02/17/2014 20:00	0	0	523.9	523.9	523.9
02/17/2014 21:00	0	0	523.5	523.5	523.5
02/17/2014 22:00	0	0	522.4	522.4	522.4
02/17/2014 23:00	0	0	531.2	531.2	531.2
02/18/2014 00:00	0	0	551.2	551.2	551.2
02/18/2014 01:00	0	0	553.1	553.1	553.1
02/18/2014 02:00	0	0	525.7	525.7	525.7
02/18/2014 03:00	0	0	579	579	579
02/18/2014 04:00	0	0	547.7	547.7	547.7
02/18/2014 05:00	0	0	525.6	525.6	525.6
02/18/2014 06:00	0	0	539.2	539.2	539.2
02/18/2014 07:00	0	0	563.8	563.8	563.8
02/18/2014 08:00	0	0	524.5	524.5	524.5
02/18/2014 09:00	0	0	572.7	572.7	572.7
02/18/2014 10:00	0	0	570.1	570.1	570.1
02/18/2014 11:00	0	0	552.3	552.3	552.3
02/18/2014 12:00	0	0	531.7	531.7	531.7
02/18/2014 13:00	0	0	509.4	509.4	509.4
02/18/2014 14:00	0	0	512.5	512.5	512.5
02/18/2014 15:00	0	0	539.1	539.1	539.1
02/18/2014 16:00	0	0	531.6	531.6	531.6
02/18/2014 17:00	0	0	484.9	484.9	484.9
02/18/2014 18:00	0	0	425.3	425.3	425.3
02/18/2014 19:00	0	0	483.4	483.4	483.4
02/18/2014 20:00	0	0	527.1	527.1	527.1
02/18/2014 21:00	0	0	509.3	509.3	509.3
02/18/2014 22:00	0	0	501.2	501.2	501.2
02/18/2014 23:00	0	0	482	482	482
02/19/2014 00:00	0	0	512.1	512.1	512.1
02/19/2014 01:00	0	0	483	483	483

	Unit 1 (Part 75 Data)	Unit 1 (Part 60 Data)	Unit 2 (Part 75 Data)	Unit 2 (Part 60 Data)	Units 1&2 Combined
	SO2_LbPerHr	SO2_P60_LbPerHr	SO2_LbPerHr	SO2_P60_LbPerHr	(Part 60 Data)
	1H	1H	1H	1H	
Time	Value	Value	Value	Value	
02/19/2014 02:00	0	0	483	483	483
02/19/2014 03:00	0	0	433.8	433.8	433.8
02/19/2014 04:00	0	0	501.5	501.5	501.5
02/19/2014 05:00	0	0	544.3	544.3	544.3
02/19/2014 06:00	0	0	441	441	441
02/19/2014 07:00	0	0	487.7	487.7	487.7
02/19/2014 08:00	0	0	669.2	669.2	669.2
02/19/2014 09:00	0	0	993.1	993.1	993.1
02/19/2014 10:00	0	0	613.2	613.2	613.2
02/19/2014 11:00	0	0	465.8	465.8	465.8
02/19/2014 12:00	0	0	3910.6	3910.6	3910.6
02/19/2014 13:00	0	0	10793.5	10793.5	10793.5
02/19/2014 14:00	0	0	680.6	680.6	680.6
02/19/2014 15:00	0	0	722.6	722.6	722.6
02/19/2014 16:00	0	0	628.6	628.6	628.6
02/19/2014 17:00	0	0	490.5	490.5	490.5
02/19/2014 18:00	0	0	505.6	505.6	505.6
02/19/2014 19:00	0	0	614.8	614.8	614.8
02/19/2014 20:00	0	0	750.1	750.1	750.1
02/19/2014 21:00	0	0	540.7	540.7	540.7
02/19/2014 22:00	0	0	302.1	302.1	302.1
02/19/2014 23:00	0	0	248	248	248
02/20/2014 00:00	0	0	233.2	233.2	233.2
02/20/2014 01:00	0	0	270.2	270.2	270.2
02/20/2014 02:00	0	0	339.2	339.2	339.2
02/20/2014 03:00	0	0	493.8	493.8	493.8
02/20/2014 04:00	0	0	589.3	589.3	589.3
02/20/2014 05:00	0	0	609.9	609.9	609.9
02/20/2014 06:00	0	0	523.3	523.3	523.3
02/20/2014 07:00	0	0	210.1	210.1	210.1
02/20/2014 08:00	0	0	196.3	196.3	196.3
02/20/2014 09:00	0	0	372.7	372.7	372.7
02/20/2014 10:00	0	0	664.3	664.3	664.3
02/20/2014 11:00	0	0	670.9	670.9	670.9
02/20/2014 12:00	0	0	541.3	541.3	541.3
02/20/2014 13:00	0	0	472.2	472.2	472.2
02/20/2014 14:00	0	0	629.5	629.5	629.5
02/20/2014 15:00	0	0	678.7	678.7	678.7
02/20/2014 16:00	0	0	648.2	648.2	648.2
02/20/2014 17:00	0	0	553.1	553.1	553.1
02/20/2014 18:00	0	0	530.1	476.3	476.3
02/20/2014 19:00	0	0	481.4	433.6	433.6
02/20/2014 20:00	0	0	540.6	486.5	486.5
02/20/2014 21:00	0	0	574.3	516.5	516.5
02/20/2014 22:00	0	0	612.8	550.9	550.9
02/20/2014 23:00	0	0	589.6	529.8	529.8
02/21/2014 00:00	0	0	316.8	285	285
02/21/2014 01:00	0	0	255.7	230.7	230.7
02/21/2014 02:00	0	0	512.9	461.6	461.6
02/21/2014 03:00	0	0	471.8	424.9	424.9
02/21/2014 04:00	0	0	361	324.9	324.9
02/21/2014 05:00	0	0	470.5	423.1	423.1
02/21/2014 06:00	0	0	722	650.4	650.4
02/21/2014 07:00	0	0	520.9	468.6	468.6
02/21/2014 08:00	0	0	439.3	395.5	395.5
02/21/2014 09:00	0	0	440.3	397	397
02/21/2014 10:00	0	0	441.7	397.1	397.1
02/21/2014 11:00	0	0	524.4	472.7	472.7
02/21/2014 12:00	0	0	575.1	517.2	517.2
02/21/2014 13:00	0	0	570.6	512.7	512.7
02/21/2014 14:00	0	0	524.7	473.1	473.1
02/21/2014 15:00	0	0	504.8	453.5	453.5
02/21/2014 16:00	0	0	556.6	500.9	500.9
02/21/2014 17:00	0	0	508.2	457.4	457.4
02/21/2014 18:00	0	0	582.9	525.2	525.2

	Unit 1 (Part 75 Data)	Unit 1 (Part 60 Data)	Unit 2 (Part 75 Data)	Unit 2 (Part 60 Data)	Units 1&2 Combined
	SO2_LbPerHr	SO2_P60_LbPerHr	SO2_LbPerHr	SO2_P60_LbPerHr	(Part 60 Data)
	1H	1H	1H	1H	
Time	Value	Value	Value	Value	
02/21/2014 19:00	0	0	561.8	506	506
02/21/2014 20:00	0	0	547.2	493.1	493.1
02/21/2014 21:00	0	0	519.8	467.4	467.4
02/21/2014 22:00	0	0	500.7	450.9	450.9
02/21/2014 23:00	0	0	472.4	426	426
02/22/2014 00:00	0	0	361.1	324.6	324.6
02/22/2014 01:00	0	0	545.2	490.3	490.3
02/22/2014 02:00	0	0	562.1	505.1	505.1
02/22/2014 03:00	0	0	501.5	451.9	451.9
02/22/2014 04:00	0	0	473.2	425.3	425.3
02/22/2014 05:00	0	0	447.7	403.6	403.6
02/22/2014 06:00	0	0	474.8	427	427
02/22/2014 07:00	0	0	456.2	410.2	410.2
02/22/2014 08:00	0	0	470.7	422.9	422.9
02/22/2014 09:00	0	0	464.9	418.9	418.9
02/22/2014 10:00	0	0	461.2	414.9	414.9
02/22/2014 11:00	0	0	440	395.8	395.8
02/22/2014 12:00	0	0	464.1	418	418
02/22/2014 13:00	0	0	451.2	405.3	405.3
02/22/2014 14:00	0	0	390.4	350.8	350.8
02/22/2014 15:00	0	0	440.8	396.9	396.9
02/22/2014 16:00	0	0	484.4	436.5	436.5
02/22/2014 17:00	0	0	425.7	382.9	382.9
02/22/2014 18:00	0	0	517.6	465.8	465.8
02/22/2014 19:00	0	0	424.5	382.3	382.3
02/22/2014 20:00	0	0	422.6	380.5	380.5
02/22/2014 21:00	0	0	435.3	391.4	391.4
02/22/2014 22:00	0	0	472.5	424.8	424.8
02/22/2014 23:00	0	0	490.1	440.6	440.6
02/23/2014 00:00	0	0	460.8	415.1	415.1
02/23/2014 01:00	0	0	208.4	188	188
02/23/2014 02:00	0	0	291.4	262.3	262.3
02/23/2014 03:00	0	0	647.4	582.2	582.2
02/23/2014 04:00	0	0	438.9	395.4	395.4
02/23/2014 05:00	0	0	386.1	347.5	347.5
02/23/2014 06:00	0	0	441.4	397.3	397.3
02/23/2014 07:00	0	0	463.2	417.3	417.3
02/23/2014 08:00	0	0	440.7	396.5	396.5
02/23/2014 09:00	0	0	467.1	420.9	420.9
02/23/2014 10:00	0	0	463.2	417.3	417.3
02/23/2014 11:00	0	0	425.1	382.9	382.9
02/23/2014 12:00	0	0	554.1	499.3	499.3
02/23/2014 13:00	0	0	357.5	322.3	322.3
02/23/2014 14:00	0	0	318.2	286.5	286.5
02/23/2014 15:00	0	0	479.8	432.5	432.5
02/23/2014 16:00	0	0	598.4	538.2	538.2
02/23/2014 17:00	0	0	426.5	383.6	383.6
02/23/2014 18:00	0	0	568.5	512	512
02/23/2014 19:00	0	0	725.6	652.6	652.6
02/23/2014 20:00	0	0	572.3	514.9	514.9
02/23/2014 21:00	0	0	462.8	416.3	416.3
02/23/2014 22:00	0	0	389.5	350.6	350.6
02/23/2014 23:00	0	0	228.5	205.8	205.8
02/24/2014 00:00	0	0	611.6	550.1	550.1
02/24/2014 01:00	0	0	439.7	396.4	396.4
02/24/2014 02:00	0	0	465.6	419.8	419.8
02/24/2014 03:00	0	0	504.8	454.1	454.1
02/24/2014 04:00	0	0	493.9	445.1	445.1
02/24/2014 05:00	0	0	633.7	570	570
02/24/2014 06:00	0	0	565.5	508.1	508.1
02/24/2014 07:00	0	0	449.7	404.7	404.7
02/24/2014 08:00	0	0	484.7	435.6	435.6
02/24/2014 09:00	0	0	552.6	497.4	497.4
02/24/2014 10:00	0	0	587.2	527.8	527.8
02/24/2014 11:00	0	0	571.4	514.5	514.5

	Unit 1 (Part 75 Data)	Unit 1 (Part 60 Data)	Unit 2 (Part 75 Data)	Unit 2 (Part 60 Data)	Units 1&2 Combined
	SO2_LbPerHr	SO2_P60_LbPerHr	SO2_LbPerHr	SO2_P60_LbPerHr	(Part 60 Data)
	1H	1H	1H	1H	
Time	Value	Value	Value	Value	
02/24/2014 12:00	0	0	552.7	497.6	497.6
02/24/2014 13:00	0	0	545.2	490	490
02/24/2014 14:00	0	0	539.8	486.6	486.6
02/24/2014 15:00	0	0	552.8	497.8	497.8
02/24/2014 16:00	0	0	543.5	489.4	489.4
02/24/2014 17:00	0	0	540.1	486.1	486.1
02/24/2014 18:00	0	0	600.3	539.5	539.5
02/24/2014 19:00	0	0	576.5	519.3	519.3
02/24/2014 20:00	0	0	532.3	479.1	479.1
02/24/2014 21:00	0	0	516.9	465.8	465.8
02/24/2014 22:00	0	0	546.2	491.3	491.3
02/24/2014 23:00	0	0	551.8	496.8	496.8
02/25/2014 00:00	0	0	554.6	499.6	499.6
02/25/2014 01:00	5.4	4.4	547.8	492.4	496.8
02/25/2014 02:00	1.8	1.8	515.4	464.3	466.1
02/25/2014 03:00	26.1	23.1	597.4	538.3	561.4
02/25/2014 04:00	18.2	16.2	610.4	549.1	565.3
02/25/2014 05:00	10.9	9.9	600.4	541.1	551
02/25/2014 06:00	0	0	566	509	509
02/25/2014 07:00	0	0	576.3	518.9	518.9
02/25/2014 08:00	0	0	560.2	504.8	504.8
02/25/2014 09:00	0	0	573.3	515.8	515.8
02/25/2014 10:00	71.9	63.9	581	523.4	587.3
02/25/2014 11:00	159.4	142.2	575.4	517.9	660.1
02/25/2014 12:00	138.9	123.6	581.3	524	647.6
02/25/2014 13:00	211.1	187.5	583.6	524.6	712.1
02/25/2014 14:00	161.8	144.1	568.5	511.9	656
02/25/2014 15:00	227.1	202.1	563.5	507.1	709.2
02/25/2014 16:00	719.6	640.5	594.6	534.4	1174.9
02/25/2014 17:00	965.4	858.9	604.3	543.9	1402.8
02/25/2014 18:00	1611	1432.5	595.4	535.1	1967.6
02/25/2014 19:00	609.3	541.5	541.6	487.6	1029.1
02/25/2014 20:00	548.3	488.2	580.6	522.8	1011
02/25/2014 21:00	433	384.5	600.6	540.5	925
02/25/2014 22:00	376.3	334.2	594.7	534.6	868.8
02/25/2014 23:00	393.6	350	549.5	493.9	843.9
02/26/2014 00:00	292.3	259.4	610	548.2	807.6
02/26/2014 01:00	385.3	342.5	596.7	537.5	880
02/26/2014 02:00	426.9	379.9	488.2	439.4	819.3
02/26/2014 03:00	483.5	430.5	735	660.9	1091.4
02/26/2014 04:00	387.8	345.4	576.4	518	863.4
02/26/2014 05:00	480	427.4	521.9	469.7	897.1
02/26/2014 06:00	440.1	391.5	513.9	463.3	854.8
02/26/2014 07:00	418.3	371.6	507	456.3	827.9
02/26/2014 08:00	456	405.4	504.9	454.4	859.8
02/26/2014 09:00	505	449.2	544.3	489.9	939.1
02/26/2014 10:00	539.9	480.3	590.1	531.5	1011.8
02/26/2014 11:00	468.2	416.6	509	458.7	875.3
02/26/2014 12:00	590	524.8	479.3	430.9	955.7
02/26/2014 13:00	628.5	559.3	563.2	506.9	1066.2
02/26/2014 14:00	546.1	486.2	665.3	598.8	1085
02/26/2014 15:00	722.6	642.4	688.7	619.9	1262.3
02/26/2014 16:00	729.1	647.9	632.6	570.2	1218.1
02/26/2014 17:00	661.6	588.2	571.9	515.3	1103.5
02/26/2014 18:00	681.1	606.1	534	481.5	1087.6
02/26/2014 19:00	872.4	776.2	567.1	510.4	1286.6
02/26/2014 20:00	823.3	732	636.1	571.6	1303.6
02/26/2014 21:00	578.4	514	735.4	661	1175
02/26/2014 22:00	641.4	570.4	700.4	630.1	1200.5
02/26/2014 23:00	744.2	661.1	451.4	406.4	1067.5
02/27/2014 00:00	810.2	720.9	164.1	148	868.9
02/27/2014 01:00	661.1	588.1	270.7	243.9	832
02/27/2014 02:00	638.2	567	536	482	1049
02/27/2014 03:00	854.3	759.4	509.3	458	1217.4
02/27/2014 04:00	735.1	653.6	394.4	355	1008.6

	Unit 1 (Part 75 Data)	Unit 1 (Part 60 Data)	Unit 2 (Part 75 Data)	Unit 2 (Part 60 Data)	Units 1&2 Combined
	SO2_LbPerHr	SO2_P60_LbPerHr	SO2_LbPerHr	SO2_P60_LbPerHr	(Part 60 Data)
	1H	1H	1H	1H	
Time	Value	Value	Value	Value	
02/27/2014 05:00	756.8	672.2	514.8	463.7	1135.9
02/27/2014 06:00	855.3	759.8	626.5	563.5	1323.3
02/27/2014 07:00	853.4	759.4	760.6	684.8	1444.2
02/27/2014 08:00	845.5	751.7	492	443.2	1194.9
02/27/2014 09:00	848.1	754.9	513.3	462.4	1217.3
02/27/2014 10:00	871.7	775.2	560.6	503.9	1279.1
02/27/2014 11:00	822.6	731	611.2	550.3	1281.3
02/27/2014 12:00	822.4	731.2	628.2	565.1	1296.3
02/27/2014 13:00	845.8	752.4	561.7	504.9	1257.3
02/27/2014 14:00	879.8	782.4	555.2	500.5	1282.9
02/27/2014 15:00	877.2	780.7	590	531.4	1312.1
02/27/2014 16:00	868.9	772.5	570	513.6	1286.1
02/27/2014 17:00	854.1	758.7	576.4	517.9	1276.6
02/27/2014 18:00	889.1	790.3	619.2	556.5	1346.8
02/27/2014 19:00	884.7	787	612.5	551.5	1338.5
02/27/2014 20:00	828.5	737.4	556.9	501.8	1239.2
02/27/2014 21:00	840.5	747.3	537.6	484.7	1232
02/27/2014 22:00	864.1	767.9	555.1	500	1267.9
02/27/2014 23:00	893.5	794.4	576.8	519.9	1314.3
02/28/2014 00:00	867.8	771.4	587.7	528.9	1300.3
02/28/2014 01:00	865.1	768.5	554.5	499.9	1268.4
02/28/2014 02:00	870.2	774.5	570	512.8	1287.3
02/28/2014 03:00	863.5	768.1	585.8	526.6	1294.7
02/28/2014 04:00	864.8	769.5	558.8	503.6	1273.1
02/28/2014 05:00	860.1	765.1	541.1	487.8	1252.9
02/28/2014 06:00	817.4	726.6	541.5	488.2	1214.8
02/28/2014 07:00	838.8	745.6	563.3	507.6	1253.2
02/28/2014 08:00	883	784.7	566.9	509.6	1294.3
02/28/2014 09:00	925.2	823.6	572	514.6	1338.2
02/28/2014 10:00	887.2	788.6	555.8	500.4	1289
02/28/2014 11:00	841.1	747.6	497.3	446.8	1194.4
02/28/2014 12:00	814.2	724.1	535.3	482.6	1206.7
02/28/2014 13:00	851	757.2	542.7	488.2	1245.4
02/28/2014 14:00	891.9	794	519	466.9	1260.9
02/28/2014 15:00	899.5	800.4	516.1	464.1	1264.5
02/28/2014 16:00	925.5	823.3	526.7	474.8	1298.1
02/28/2014 17:00	830.2	737.8	542.2	488.1	1225.9
02/28/2014 18:00	646.8	575.5	537.9	483.7	1059.2
02/28/2014 19:00	763.8	678.7	547.6	493	1171.7
02/28/2014 20:00	911	810.6	519.3	466.6	1277.2
02/28/2014 21:00	1041.9	927	510.2	459.6	1386.6
02/28/2014 22:00	1073.9	955.7	547	492.5	1448.2
02/28/2014 23:00	908.3	806.9	543.3	488.7	1295.6
03/01/2014 00:00	585.5	521.3	463.2	416.5	937.8
03/01/2014 01:00	333.1	0	215.7	194.3	194.3
03/01/2014 02:00	218.1	0	98.8	89.5	89.5
03/01/2014 03:00	271.6	0	127.4	114.3	114.3
03/01/2014 04:00	400.8	0	153	138.1	138.1
03/01/2014 05:00	514.7	0	187	168.3	168.3
03/01/2014 06:00	626.6	0	367.6	330.3	330.3
03/01/2014 07:00	799.5	0	538.2	484.2	484.2
03/01/2014 08:00	931.8	0	345.2	309.9	309.9
03/01/2014 09:00	929.7	0	308.7	277.3	277.3
03/01/2014 10:00	900.7	801.9	311.8	280.4	1082.3
03/01/2014 11:00	866.9	771	308.2	277	1048
03/01/2014 12:00	772.4	687.1	308.2	277	964.1
03/01/2014 13:00	839.4	746.4	301.9	272.4	1018.8
03/01/2014 14:00	952	846.1	305.7	274.4	1120.5
03/01/2014 15:00	864.9	769.6	318.9	287.6	1057.2
03/01/2014 16:00	848.7	754.6	333.6	300.5	1055.1
03/01/2014 17:00	931.2	827.7	327.2	293.9	1121.6
03/01/2014 18:00	1007.8	896.9	319.7	288.3	1185.2
03/01/2014 19:00	966.5	860.3	314.6	283.2	1143.5
03/01/2014 20:00	945.3	840.3	382.6	343.8	1184.1
03/01/2014 21:00	903.6	804.2	542.8	489.3	1293.5

	Unit 1 (Part 75 Data)	Unit 1 (Part 60 Data)	Unit 2 (Part 75 Data)	Unit 2 (Part 60 Data)	Units 1&2 Combined
	SO2_LbPerHr	SO2_P60_LbPerHr	SO2_LbPerHr	SO2_P60_LbPerHr	(Part 60 Data)
	1H	1H	1H	1H	
Time	Value	Value	Value	Value	
03/01/2014 22:00	902.4	802.7	484	436.1	1238.8
03/01/2014 23:00	931.4	827.7	425	382.9	1210.6
03/02/2014 00:00	978.5	871.1	489.9	440.7	1311.8
03/02/2014 01:00	890.5	792.1	483.6	435.2	1227.3
03/02/2014 02:00	732.6	651.6	405.5	365.3	1016.9
03/02/2014 03:00	882.5	785.4	507.8	456.9	1242.3
03/02/2014 04:00	928.2	825.1	474.7	427.1	1252.2
03/02/2014 05:00	900.6	801.7	461.3	415.5	1217.2
03/02/2014 06:00	773.3	687.2	474.2	426.5	1113.7
03/02/2014 07:00	795.9	707.7	468.1	422	1129.7
03/02/2014 08:00	819.9	729.2	566.8	510	1239.2
03/02/2014 09:00	855.1	760.1	635.2	570.9	1331
03/02/2014 10:00	934.3	830.2	459.1	413.2	1243.4
03/02/2014 11:00	767.3	682.8	479	430.9	1113.7
03/02/2014 12:00	670.7	596.1	535.7	481.6	1077.7
03/02/2014 13:00	803.8	715.4	597.4	537.4	1252.8
03/02/2014 14:00	834.1	741.6	610.3	550.1	1291.7
03/02/2014 15:00	804.5	716.3	546.1	492.3	1208.6
03/02/2014 16:00	843.1	750.6	521.6	469.9	1220.5
03/02/2014 17:00	775.3	689.7	557.6	502.1	1191.8
03/02/2014 18:00	984.4	875.9	646.4	582.6	1458.5
03/02/2014 19:00	1025.7	912.2	647.1	582.6	1494.8
03/02/2014 20:00	871.6	775.5	591.2	532.9	1308.4
03/02/2014 21:00	872.3	775.5	555.1	499	1274.5
03/02/2014 22:00	665.9	592.4	561.2	505.4	1097.8
03/02/2014 23:00	720.3	640.2	643.3	579.4	1219.6
03/03/2014 00:00	807.9	718.7	684	616	1334.7
03/03/2014 01:00	780.5	694.8	628.6	566.3	1261.1
03/03/2014 02:00	724	644	588.2	529.8	1173.8
03/03/2014 03:00	835.7	742.5	587.9	529.4	1271.9
03/03/2014 04:00	862.4	766.6	566	509.6	1276.2
03/03/2014 05:00	846.6	752.1	598.3	538.1	1290.2
03/03/2014 06:00	976.9	868.2	642.1	577.7	1445.9
03/03/2014 07:00	1045.3	929	661.9	595.1	1524.1
03/03/2014 08:00	939.3	836.2	628.7	565.4	1401.6
03/03/2014 09:00	933.9	830.6	586	526.6	1357.2
03/03/2014 10:00	1016	904.4	564.4	507.4	1411.8
03/03/2014 11:00	973.1	865.8	600.9	541.6	1407.4
03/03/2014 12:00	1000.3	889.8	610.7	549.7	1439.5
03/03/2014 13:00	1006.7	896.1	618.8	557.7	1453.8
03/03/2014 14:00	912.3	810.5	616.3	555.3	1365.8
03/03/2014 15:00	926.9	824.2	630.2	567	1391.2
03/03/2014 16:00	979.3	871.1	609.2	547.9	1419
03/03/2014 17:00	953.6	0	604.4	543.4	543.4
03/03/2014 18:00	906.6	0	611.2	550.3	550.3
03/03/2014 19:00	857.6	0	575.8	518.9	518.9
03/03/2014 20:00	802.5	0	529	476.1	476.1
03/03/2014 21:00	784.1	0	523	470.1	470.1
03/03/2014 22:00	886.2	0	597.1	537.8	537.8
03/03/2014 23:00	978.1	0	632.9	569.6	569.6
03/04/2014 00:00	894.4	0	673.7	606.1	606.1
03/04/2014 01:00	871.9	0	647.2	581.7	581.7
03/04/2014 02:00	928.4	825.8	630.6	566.7	1392.5
03/04/2014 03:00	952.7	847.9	644.1	580.1	1428
03/04/2014 04:00	972.2	864.8	627.8	564.4	1429.2
03/04/2014 05:00	965.1	857.9	649.8	584.4	1442.3
03/04/2014 06:00	980.7	873	662.5	596.9	1469.9
03/04/2014 07:00	996.9	886.8	631.6	567.8	1454.6
03/04/2014 08:00	967.8	861.1	609.6	548.3	1409.4
03/04/2014 09:00	973.3	864.7	575.9	518.7	1383.4
03/04/2014 10:00	986.5	876.9	5025.2	4523.5	5400.4
03/04/2014 11:00	1013.1	901	277.2	249.1	1150.1
03/04/2014 12:00	977.6	870.3	8360.5	7524.5	8394.8
03/04/2014 13:00	781.8	694.5	542.1	488.3	1182.8
03/04/2014 14:00	654.6	582	262.7	236.9	818.9

	Unit 1 (Part 75 Data)	Unit 1 (Part 60 Data)	Unit 2 (Part 75 Data)	Unit 2 (Part 60 Data)	Units 1&2 Combined
	SO2_LbPerHr	SO2_P60_LbPerHr	SO2_LbPerHr	SO2_P60_LbPerHr	(Part 60 Data)
	1H	1H	1H	1H	
Time	Value	Value	Value	Value	
03/04/2014 15:00	432.4	384.4	131.9	117.9	502.3
03/04/2014 16:00	299.4	265.8	61.8	55.8	321.6
03/04/2014 17:00	296	263.1	87.5	79.6	342.7
03/04/2014 18:00	341.4	303	93.1	83.2	386.2
03/04/2014 19:00	422.1	376.3	75.7	67.7	444
03/04/2014 20:00	421.7	375.7	79.2	71.3	447
03/04/2014 21:00	456.5	405.5	92.7	82.8	488.3
03/04/2014 22:00	548.2	487.6	187.8	168.2	655.8
03/04/2014 23:00	641.3	569.7	355	319.9	889.6
03/05/2014 00:00	722.6	642.4	652.7	588	1230.4
03/05/2014 01:00	848.1	753.5	847.6	763	1516.5
03/05/2014 02:00	772.7	687.2	652	587	1274.2
03/05/2014 03:00	766.2	681	457.4	412	1093
03/05/2014 04:00	815.9	724.9	458.8	413.5	1138.4
03/05/2014 05:00	837.8	744.7	609.3	548.4	1293.1
03/05/2014 06:00	798.9	710.9	713.5	642.9	1353.8
03/05/2014 07:00	735.4	654.6	670.9	603.9	1258.5
03/05/2014 08:00	989.9	880.4	599	539.5	1419.9
03/05/2014 09:00	981.5	872.7	10909.4	9819.2	10691.9
03/05/2014 10:00	881.1	784	12506.7	11257	12041
03/05/2014 11:00	793.5	705.5	755.4	680.4	1385.9
03/05/2014 12:00	867.6	771	11168	10052.7	10823.7
03/05/2014 13:00	824.5	732.6	4381.7	3943.9	4676.5
03/05/2014 14:00	878	781	685.7	617.1	1398.1
03/05/2014 15:00	841	747.5	607.8	546.8	1294.3
03/05/2014 16:00	979.8	871.8	577.4	520.4	1392.2
03/05/2014 17:00	982.7	873.5	584.5	525.9	1399.4
03/05/2014 18:00	961.4	855.8	631.9	569.5	1425.3
03/05/2014 19:00	905.8	805.2	680.7	612.4	1417.6
03/05/2014 20:00	916.3	815.7	646.5	582.1	1397.8
03/05/2014 21:00	911.7	811.5	607.8	546.6	1358.1
03/05/2014 22:00	917.8	816.8	572.2	515.2	1332
03/05/2014 23:00	863.5	768	530.7	477.6	1245.6
03/06/2014 00:00	943.1	839.2	515.7	464.6	1303.8
03/06/2014 01:00	959	853.3	515.6	464.4	1317.7
03/06/2014 02:00	1234	1097.5	528.4	475.3	1572.8
03/06/2014 03:00	1588.7	1413.7	610.4	549.5	1963.2
03/06/2014 04:00	1144.3	1018.1	627.4	564.5	1582.6
03/06/2014 05:00	824.8	734.1	617.3	556.4	1290.5
03/06/2014 06:00	649.7	577.6	624.4	561.6	1139.2
03/06/2014 07:00	648.7	576.3	584.6	525.5	1101.8
03/06/2014 08:00	769.9	684.1	526.6	473.5	1157.6
03/06/2014 09:00	794.8	706.6	524.8	471.9	1178.5
03/06/2014 10:00	764.4	679.8	395.7	355.4	1035.2
03/06/2014 11:00	765.9	680.9	220.1	198.7	879.6
03/06/2014 12:00	690.3	614.7	313.2	282.5	897.2
03/06/2014 13:00	712.2	633.4	451.7	406.1	1039.5
03/06/2014 14:00	591.7	525.4	389.1	350.7	876.1
03/06/2014 15:00	502.7	447.3	371.6	334.9	782.2
03/06/2014 16:00	525.7	468.1	338.4	304.5	772.6
03/06/2014 17:00	758.1	674.6	364.6	327.7	1002.3
03/06/2014 18:00	809.9	720.7	358	322.8	1043.5
03/06/2014 19:00	675.4	600.6	327.7	295.3	895.9
03/06/2014 20:00	700.8	623	345	309.9	932.9
03/06/2014 21:00	623.6	555.2	365.3	328.8	884
03/06/2014 22:00	562	499.2	348.7	313.6	812.8
03/06/2014 23:00	680.3	604.5	406.5	365.3	969.8
03/07/2014 00:00	724.5	643.9	430.4	386.8	1030.7
03/07/2014 01:00	801.6	712.4	517.3	465.6	1178
03/07/2014 02:00	718.6	639.4	488.2	440.1	1079.5
03/07/2014 03:00	699.4	622.3	537.5	483.4	1105.7
03/07/2014 04:00	702.3	625.3	487.6	438.3	1063.6
03/07/2014 05:00	711.1	632.6	491.9	443.3	1075.9
03/07/2014 06:00	728.9	648.2	486	437.3	1085.5
03/07/2014 07:00	727.3	646.5	499.7	449.4	1095.9

	Unit 1 (Part 75 Data)	Unit 1 (Part 60 Data)	Unit 2 (Part 75 Data)	Unit 2 (Part 60 Data)	Units 1&2 Combined
	SO2_LbPerHr	SO2_P60_LbPerHr	SO2_LbPerHr	SO2_P60_LbPerHr	(Part 60 Data)
	1H	1H	1H	1H	
Time	Value	Value	Value	Value	
03/07/2014 08:00	691.9	615.3	502.5	452.2	1067.5
03/07/2014 09:00	688.7	612.1	388	348.7	960.8
03/07/2014 10:00	698.3	620.5	365.2	329.2	949.7
03/07/2014 11:00	746.5	663.5	383.4	345.7	1009.2
03/07/2014 12:00	738.8	657.6	373.9	336.4	994
03/07/2014 13:00	729.3	648	375	337.5	985.5
03/07/2014 14:00	704.4	627.2	373.3	335.6	962.8
03/07/2014 15:00	699.6	622.4	373.1	335.5	957.9
03/07/2014 16:00	754.2	670.5	370.7	333.2	1003.7
03/07/2014 17:00	750.7	667.4	378.4	340.9	1008.3
03/07/2014 18:00	749.8	666.5	383.9	344.8	1011.3
03/07/2014 19:00	888.3	789.2	379.5	342	1131.2
03/07/2014 20:00	787.6	701.2	371.6	334.5	1035.7
03/07/2014 21:00	723.8	644.1	413.7	371.9	1016
03/07/2014 22:00	641.7	569.9	357.6	321.8	891.7
03/07/2014 23:00	801.8	713.5	388	349.2	1062.7
03/08/2014 00:00	895.3	796	322.4	290.8	1086.8
03/08/2014 01:00	812.2	722.1	316	283.8	1005.9
03/08/2014 02:00	755.6	672.8	376.8	338.9	1011.7
03/08/2014 03:00	595.5	529.9	357.6	322.4	852.3
03/08/2014 04:00	392	349	342.5	308.8	657.8
03/08/2014 05:00	366.3	326.3	339.4	305.6	631.9
03/08/2014 06:00	0	0	355.5	320.1	320.1
03/08/2014 07:00	0	0	333.4	300.5	300.5
03/08/2014 08:00	0	0	297.2	266.9	266.9
03/08/2014 09:00	0	0	212.8	191.9	191.9
03/08/2014 10:00	0	0	354.1	318.4	318.4
03/08/2014 11:00	0	0	308.1	277.7	277.7
03/08/2014 12:00	0	0	250.1	225.3	225.3
03/08/2014 13:00	0	0	261.1	235.5	235.5
03/08/2014 14:00	0	0	357.4	321.1	321.1
03/08/2014 15:00	0	0	480.3	432.6	432.6
03/08/2014 16:00	0	0	615	554	554
03/08/2014 17:00	0	0	687.4	618.2	618.2
03/08/2014 18:00	0	0	642.3	578.9	578.9
03/08/2014 19:00	0	0	558	502	502
03/08/2014 20:00	0	0	530.3	476.7	476.7
03/08/2014 21:00	0	0	577.5	520.1	520.1
03/08/2014 22:00	0	0	452.9	407.1	407.1
03/08/2014 23:00	0	0	318.5	287.1	287.1
03/09/2014 00:00	0	0	514.9	462.9	462.9
03/09/2014 01:00	0	0	501.6	452	452
03/09/2014 02:00	0	0	406.7	365.7	365.7
03/09/2014 03:00	0	0	418.9	376.4	376.4
03/09/2014 04:00	0	0	421.4	378.7	378.7
03/09/2014 05:00	0	0	399.8	360	360
03/09/2014 06:00	0	0	442.6	398	398
03/09/2014 07:00	0	0	491.9	443.4	443.4
03/09/2014 08:00	0	0	498.2	447.8	447.8
03/09/2014 09:00	0	0	482.6	435.2	435.2
03/09/2014 10:00	0	0	295.9	265.7	265.7
03/09/2014 11:00	0	0	470.7	422.8	422.8
03/09/2014 12:00	0	0	536	482	482
03/09/2014 13:00	0	0	530.5	476.8	476.8
03/09/2014 14:00	0	0	452.9	407	407
03/09/2014 15:00	0	0	457.3	412.1	412.1
03/09/2014 16:00	0	0	534.5	481.1	481.1
03/09/2014 17:00	0	0	556.9	500.8	500.8
03/09/2014 18:00	0	0	481.2	433.7	433.7
03/09/2014 19:00	0	0	341.2	307.4	307.4
03/09/2014 20:00	0	0	466.9	419.4	419.4
03/09/2014 21:00	0	0	381.5	344.1	344.1
03/09/2014 22:00	0	0	267.9	240.5	240.5
03/09/2014 23:00	0	0	399.3	359.5	359.5
03/10/2014 00:00	0	0	354.1	318.5	318.5

	Unit 1 (Part 75 Data)	Unit 1 (Part 60 Data)	Unit 2 (Part 75 Data)	Unit 2 (Part 60 Data)	Units 1&2 Combined
	SO2_LbPerHr	SO2_P60_LbPerHr	SO2_LbPerHr	SO2_P60_LbPerHr	(Part 60 Data)
	1H	1H	1H	1H	
Time	Value	Value	Value	Value	
03/10/2014 01:00	0	0	329.3	296.6	296.6
03/10/2014 02:00	0	0	341	307.1	307.1
03/10/2014 03:00	0	0	344.2	310.3	310.3
03/10/2014 04:00	0	0	340.5	306.6	306.6
03/10/2014 05:00	0	0	500.2	449.7	449.7
03/10/2014 06:00	0	0	486.9	438.6	438.6
03/10/2014 07:00	0	0	651.5	585.6	585.6
03/10/2014 08:00	0	0	502	451.8	451.8
03/10/2014 09:00	0	0	454	408.6	408.6
03/10/2014 10:00	0	0	571.7	514.3	514.3
03/10/2014 11:00	0	0	624	561.8	561.8
03/10/2014 12:00	0	0	557.2	501.3	501.3
03/10/2014 13:00	0	0	510	458.4	458.4
03/10/2014 14:00	0	0	481.1	433.7	433.7
03/10/2014 15:00	0	0	542.1	488.5	488.5
03/10/2014 16:00	0	0	541.5	488.1	488.1
03/10/2014 17:00	0	0	494.2	445.2	445.2
03/10/2014 18:00	0	0	557.2	501.3	501.3
03/10/2014 19:00	0	0	504.5	453.3	453.3
03/10/2014 20:00	0	0	520.5	469.2	469.2
03/10/2014 21:00	0	0	501.1	450.2	450.2
03/10/2014 22:00	0	0	387.7	348.8	348.8
03/10/2014 23:00	0	0	300.4	270.3	270.3
03/11/2014 00:00	0	0	232.1	209.1	209.1
03/11/2014 01:00	0	0	369.9	332.4	332.4
03/11/2014 02:00	0	0	375.8	338.1	338.1
03/11/2014 03:00	0	0	358.9	322.5	322.5
03/11/2014 04:00	0	0	375.4	337.2	337.2
03/11/2014 05:00	0	0	515.8	464.7	464.7
03/11/2014 06:00	0	0	549.2	493.7	493.7
03/11/2014 07:00	0	0	595.5	535.7	535.7
03/11/2014 08:00	0	0	495.9	446.3	446.3
03/11/2014 09:00	0	0	465.7	418.8	418.8
03/11/2014 10:00	0	0	636.7	572.6	572.6
03/11/2014 11:00	0	0	758	682.4	682.4
03/11/2014 12:00	0	0	584.4	526.4	526.4
03/11/2014 13:00	0	0	564.7	508.8	508.8
03/11/2014 14:00	0	0	495.9	446.3	446.3
03/11/2014 15:00	0	0	351.1	315.4	315.4
03/11/2014 16:00	0	0	241.9	217.7	217.7
03/11/2014 17:00	0	0	119.6	108.4	108.4
03/11/2014 18:00	0	0	86.2	76.8	76.8
03/11/2014 19:00	0	0	59.9	54.2	54.2
03/11/2014 20:00	0	0	52	46.4	46.4
03/11/2014 21:00	0	0	37.6	34	34
03/11/2014 22:00	0	0	19	17.3	17.3
03/11/2014 23:00	0	0	15.3	13.8	13.8
03/12/2014 00:00	0	0	30.9	28.1	28.1
03/12/2014 01:00	0	0	174.8	157.8	157.8
03/12/2014 02:00	0	0	297.8	268.3	268.3
03/12/2014 03:00	0	0	338.6	305	305
03/12/2014 04:00	0	0	432	388.4	388.4
03/12/2014 05:00	0	0	477	429.6	429.6
03/12/2014 06:00	0	0	607.3	546.2	546.2
03/12/2014 07:00	0	0	802.9	723.2	723.2
03/12/2014 08:00	0	0	818.8	737.5	737.5
03/12/2014 09:00	0	0	649.9	584.2	584.2
03/12/2014 10:00	0	0	611.1	550.6	550.6
03/12/2014 11:00	0	0	601.3	540.6	540.6
03/12/2014 12:00	0	0	604.3	543.7	543.7
03/12/2014 13:00	0	0	590.3	531.8	531.8
03/12/2014 14:00	0	0	567.4	510.6	510.6
03/12/2014 15:00	0	0	547.4	492.3	492.3
03/12/2014 16:00	0	0	558.8	503.5	503.5
03/12/2014 17:00	0	0	576.9	519.4	519.4

	Unit 1 (Part 75 Data)	Unit 1 (Part 60 Data)	Unit 2 (Part 75 Data)	Unit 2 (Part 60 Data)	Units 1&2 Combined
	SO2_LbPerHr	SO2_P60_LbPerHr	SO2_LbPerHr	SO2_P60_LbPerHr	(Part 60 Data)
	1H	1H	1H	1H	
Time	Value	Value	Value	Value	
03/12/2014 18:00	0	0	565	509.3	509.3
03/12/2014 19:00	0	0	518.1	465.9	465.9
03/12/2014 20:00	0	0	537.5	483.2	483.2
03/12/2014 21:00	0	0	583.6	524.6	524.6
03/12/2014 22:00	0	0	587.5	528.4	528.4
03/12/2014 23:00	0	0	520	468.4	468.4
03/13/2014 00:00	0	0	645.8	580.4	580.4
03/13/2014 01:00	0	0	662.8	596.8	596.8
03/13/2014 02:00	0	0	611.5	549.6	549.6
03/13/2014 03:00	0	0	621.7	559.9	559.9
03/13/2014 04:00	0	0	648.2	582.5	582.5
03/13/2014 05:00	0	0	730	657.8	657.8
03/13/2014 06:00	0	0	633.1	569.8	569.8
03/13/2014 07:00	0	0	639.1	575.6	575.6
03/13/2014 08:00	0	0	632.8	570.2	570.2
03/13/2014 09:00	0	0	680.7	611.8	611.8
03/13/2014 10:00	0	0	700.3	629.6	629.6
03/13/2014 11:00	0	0	755.6	680.4	680.4
03/13/2014 12:00	0	0	773.6	696.5	696.5
03/13/2014 13:00	0	0	723.4	651.1	651.1
03/13/2014 14:00	13.7	12.5	688.8	619.1	631.6
03/13/2014 15:00	156.9	139.4	714.6	642.7	782.1
03/13/2014 16:00	347.6	308.7	725.8	653.9	962.6
03/13/2014 17:00	446.4	397.2	657.7	592.5	989.7
03/13/2014 18:00	723.6	643	627.8	565	1208
03/13/2014 19:00	1424.4	1267.5	679.2	610.5	1878
03/13/2014 20:00	1717.4	1528.3	678	609.8	2138.1
03/13/2014 21:00	1885.6	1676.3	700	629.8	2306.1
03/13/2014 22:00	2060.8	1832.5	665.1	599.1	2431.6
03/13/2014 23:00	3262	2901.2	466.6	420.3	3321.5
03/14/2014 00:00	3587.2	3191.5	229.6	207.2	3398.7
03/14/2014 01:00	2431.9	2162.7	281	253.4	2416.1
03/14/2014 02:00	1269.4	1129.3	379.2	341.1	1470.4
03/14/2014 03:00	4335.7	3856.5	412.7	371.6	4228.1
03/14/2014 04:00	1143.4	1016.7	406.9	365.8	1382.5
03/14/2014 05:00	1333	1184.9	481	432.9	1617.8
03/14/2014 06:00	1247.9	1109.8	572.3	515.4	1625.2
03/14/2014 07:00	947.1	842.1	715.1	643.2	1485.3
03/14/2014 08:00	878.1	781.8	526.5	473.9	1255.7
03/14/2014 09:00	882.3	0	462.3	416.1	416.1
03/14/2014 10:00	642.7	0	548.6	493	493
03/14/2014 11:00	434.1	0	626.4	563	563
03/14/2014 12:00	708.7	629.5	579	521.7	1151.2
03/14/2014 13:00	1000.1	889	527	475.1	1364.1
03/14/2014 14:00	1016.3	904.4	510.9	459	1363.4
03/14/2014 15:00	870.9	774.5	427.5	385.5	1160
03/14/2014 16:00	1018.4	906.1	477.6	430	1336.1
03/14/2014 17:00	841.9	0	588.9	530.2	530.2
03/14/2014 18:00	1027.2	0	578.1	520.9	520.9
03/14/2014 19:00	863.6	0	553.6	498.2	498.2
03/14/2014 20:00	806	0	540.7	487	487
03/14/2014 21:00	802.4	0	326.3	294.3	294.3
03/14/2014 22:00	749.2	0	242.5	218.3	218.3
03/14/2014 23:00	583	0	452.2	407.1	407.1
03/15/2014 00:00	415.9	0	428.8	386.4	386.4
03/15/2014 01:00	335.7	0	347.4	313.1	313.1
03/15/2014 02:00	475.5	0	303.7	273.8	273.8
03/15/2014 03:00	415.9	0	377.1	338.8	338.8
03/15/2014 04:00	523.1	0	338.8	304.7	304.7
03/15/2014 05:00	725.5	0	416.6	374.9	374.9
03/15/2014 06:00	473.2	0	596.6	536.6	536.6
03/15/2014 07:00	589.5	0	480.8	432.2	432.2
03/15/2014 08:00	779.2	0	449	404.6	404.6
03/15/2014 09:00	826.6	0	509	457.9	457.9
03/15/2014 10:00	727.6	647.1	467.5	420.6	1067.7

	Unit 1 (Part 75 Data)	Unit 1 (Part 60 Data)	Unit 2 (Part 75 Data)	Unit 2 (Part 60 Data)	Units 1&2 Combined
	SO2_LbPerHr	SO2_P60_LbPerHr	SO2_LbPerHr	SO2_P60_LbPerHr	(Part 60 Data)
	1H	1H	1H	1H	
Time	Value	Value	Value	Value	
03/15/2014 11:00	570.8	507.4	470.7	424.3	931.7
03/15/2014 12:00	607.1	539.7	530.8	477.9	1017.6
03/15/2014 13:00	361.8	321.6	430.8	387.8	709.4
03/15/2014 14:00	358.6	319.2	506.9	456.7	775.9
03/15/2014 15:00	644.9	573.5	617.6	555.9	1129.4
03/15/2014 16:00	574.6	511.5	474.4	427.5	939
03/15/2014 17:00	455.8	406	413.6	372	778
03/15/2014 18:00	594.9	529.5	555.5	500.2	1029.7
03/15/2014 19:00	897.4	798.7	660.8	594.7	1393.4
03/15/2014 20:00	684.2	609.3	526	472.7	1082
03/15/2014 21:00	495.5	441.1	262.2	235.5	676.6
03/15/2014 22:00	504.2	448.2	282.5	254.4	702.6
03/15/2014 23:00	361.9	322.3	541.7	487.2	809.5
03/16/2014 00:00	211.9	188.7	420.5	378.2	566.9
03/16/2014 01:00	206.8	0	384.1	346	346
03/16/2014 02:00	199.6	0	417.1	376	376
03/16/2014 03:00	279.4	0	419.4	376.9	376.9
03/16/2014 04:00	355.6	0	371.6	334.9	334.9
03/16/2014 05:00	599.7	0	511.5	460.3	460.3
03/16/2014 06:00	571	0	500.9	451.5	451.5
03/16/2014 07:00	577.2	0	567.1	509.8	509.8
03/16/2014 08:00	678.2	0	523.4	471.5	471.5
03/16/2014 09:00	742.1	0	533.4	479.5	479.5
03/16/2014 10:00	629.3	559.3	556.9	500.6	1059.9
03/16/2014 11:00	599.8	534.3	564.7	508.6	1042.9
03/16/2014 12:00	633.3	564	536.1	481.7	1045.7
03/16/2014 13:00	777.9	692.4	538.5	483.9	1176.3
03/16/2014 14:00	975	866.9	557.9	501.3	1368.2
03/16/2014 15:00	799.7	711.5	571.5	514.9	1226.4
03/16/2014 16:00	765.6	680.7	584.8	526.5	1207.2
03/16/2014 17:00	698.6	0	556.9	500.6	500.6
03/16/2014 18:00	684.2	0	563.5	506.9	506.9
03/16/2014 19:00	729.5	0	570.3	513.5	513.5
03/16/2014 20:00	733.6	0	531.4	479	479
03/16/2014 21:00	576	0	275.7	248.3	248.3
03/16/2014 22:00	495.3	0	234.8	210.9	210.9
03/16/2014 23:00	557	0	472.4	425.5	425.5
03/17/2014 00:00	580.6	0	406.6	366.5	366.5
03/17/2014 01:00	1161.2	0	366.6	329.3	329.3
03/17/2014 02:00	1074.1	0	380.2	341.6	341.6
03/17/2014 03:00	1096.7	0	395.1	355	355
03/17/2014 04:00	1009.8	0	392.7	353.6	353.6
03/17/2014 05:00	931.5	0	674.7	606.5	606.5
03/17/2014 06:00	904.7	0	707.2	636.3	636.3
03/17/2014 07:00	973.8	866.4	505.1	455.4	1321.8
03/17/2014 08:00	1009.9	897.9	472.5	425.1	1323
03/17/2014 09:00	997.8	886.7	540	486.8	1373.5
03/17/2014 10:00	835.6	742.5	617.1	556.2	1298.7
03/17/2014 11:00	827.5	735.3	618.4	555.8	1291.1
03/17/2014 12:00	825.7	735	558.4	502	1237
03/17/2014 13:00	819.1	728.7	546.2	491.4	1220.1
03/17/2014 14:00	815.7	725.8	591.2	532.1	1257.9
03/17/2014 15:00	880	783.2	623	561.5	1344.7
03/17/2014 16:00	822.6	732.2	567.2	510.1	1242.3
03/17/2014 17:00	843	748.9	572	514.6	1263.5
03/17/2014 18:00	804.3	714.7	581.1	523.7	1238.4
03/17/2014 19:00	874.3	777.1	545.5	490.3	1267.4
03/17/2014 20:00	887.7	789.8	564	507	1296.8
03/17/2014 21:00	789	700.9	570.5	513.1	1214
03/17/2014 22:00	886.5	788.6	534.2	481.5	1270.1
03/17/2014 23:00	632.1	561.4	368	331.2	892.6
03/18/2014 00:00	896.2	796.8	234.1	210.4	1007.2
03/18/2014 01:00	830	737.8	463.8	417.2	1155
03/18/2014 02:00	830	739	476	429	1168
03/18/2014 03:00	878.5	781.5	426.9	384	1165.5

	Unit 1 (Part 75 Data)	Unit 1 (Part 60 Data)	Unit 2 (Part 75 Data)	Unit 2 (Part 60 Data)	Units 1&2 Combined
	SO2_LbPerHr	SO2_P60_LbPerHr	SO2_LbPerHr	SO2_P60_LbPerHr	(Part 60 Data)
	1H	1H	1H	1H	
Time	Value	Value	Value	Value	
03/18/2014 04:00	825.9	733.9	385.3	346.6	1080.5
03/18/2014 05:00	869	772.4	498.5	448	1220.4
03/18/2014 06:00	857.7	763.6	793.9	715.2	1478.8
03/18/2014 07:00	847.3	753.3	741.1	667.2	1420.5
03/18/2014 08:00	824.6	734.2	572	514.6	1248.8
03/18/2014 09:00	888.6	0	549.4	494.3	494.3
03/18/2014 10:00	822.6	0	578.3	520.9	520.9
03/18/2014 11:00	865.7	769.5	612.3	551	1320.5
03/18/2014 12:00	823.3	731.4	651.2	585.9	1317.3
03/18/2014 13:00	863.8	768.6	679.9	612.5	1381.1
03/18/2014 14:00	791	703.2	655	589.5	1292.7
03/18/2014 15:00	903.2	803	590.5	531.5	1334.5
03/18/2014 16:00	794.7	706.6	585.7	527.3	1233.9
03/18/2014 17:00	812.1	0	413.9	371.9	371.9
03/18/2014 18:00	866.1	770.7	809.3	729.2	1499.9
03/18/2014 19:00	827.9	735.8	772.9	695	1430.8
03/18/2014 20:00	879.7	783.2	540.4	486.8	1270
03/18/2014 21:00	744.2	661.9	440.1	395.3	1057.2
03/18/2014 22:00	527.2	468.4	368.3	331.7	800.1
03/18/2014 23:00	583.6	518.6	320.5	288.5	807.1
03/19/2014 00:00	689.6	613.9	343	308.8	922.7
03/19/2014 01:00	708.3	0	394.3	354.6	354.6
03/19/2014 02:00	852.4	0	355.4	319.9	319.9
03/19/2014 03:00	882	0	380.4	341.9	341.9
03/19/2014 04:00	830.6	0	355.2	319.7	319.7
03/19/2014 05:00	770.9	0	452.9	407.5	407.5
03/19/2014 06:00	793.2	0	688	619.7	619.7
03/19/2014 07:00	861.5	0	573.6	516.3	516.3
03/19/2014 08:00	812.1	0	477.8	430.6	430.6
03/19/2014 09:00	793.2	0	527.6	474.4	474.4
03/19/2014 10:00	772.6	687.9	585.8	526.8	1214.7
03/19/2014 11:00	787.2	700.5	599.3	540	1240.5
03/19/2014 12:00	773.6	688	550.1	494.7	1182.7
03/19/2014 13:00	570.6	507.8	543.3	489.8	997.6
03/19/2014 14:00	808.8	719.3	539.2	485.5	1204.8
03/19/2014 15:00	664.1	591.3	547.4	492.1	1083.4
03/19/2014 16:00	695.3	618.9	587.1	528	1146.9
03/19/2014 17:00	684.6	608.1	594.1	534.8	1142.9
03/19/2014 18:00	823	732.3	579.4	521.8	1254.1
03/19/2014 19:00	668.8	594.1	562.9	507.2	1101.3
03/19/2014 20:00	720.1	639.9	579.5	521.8	1161.7
03/19/2014 21:00	789.4	701.7	578	520.4	1222.1
03/19/2014 22:00	671	597.3	555	499.7	1097
03/19/2014 23:00	586.3	521.7	580.3	521.5	1043.2
03/20/2014 00:00	755.5	671.8	331.2	298.4	970.2
03/20/2014 01:00	607.1	539.3	224.2	202.4	741.7
03/20/2014 02:00	688.7	612.5	435.8	391.9	1004.4
03/20/2014 03:00	781.4	694.4	402.1	362.2	1056.6
03/20/2014 04:00	626.5	557.5	351.9	316.1	873.6
03/20/2014 05:00	905.2	804.8	606	545.2	1350
03/20/2014 06:00	712.3	634	816.5	734.4	1368.4
03/20/2014 07:00	774.5	689.5	554.6	498.7	1188.2
03/20/2014 08:00	772.4	687.6	461.3	414.4	1102
03/20/2014 09:00	774.3	689	520.3	467.7	1156.7
03/20/2014 10:00	787.7	700.9	662.2	595.6	1296.5
03/20/2014 11:00	778.8	692.6	684.9	616	1308.6
03/20/2014 12:00	805.3	715.6	623.2	560.1	1275.7
03/20/2014 13:00	776.2	689.5	591.6	532.7	1222.2
03/20/2014 14:00	794.9	706.7	585.3	526.6	1233.3
03/20/2014 15:00	761.5	677.6	589.9	531.3	1208.9
03/20/2014 16:00	784.3	697.3	567.4	510.8	1208.1
03/20/2014 17:00	793.4	705.4	595.8	535.6	1241
03/20/2014 18:00	775.1	689.1	615	552.7	1241.8
03/20/2014 19:00	763.3	679	574.8	516.6	1195.6
03/20/2014 20:00	773.1	687.3	581.3	522.8	1210.1

	Unit 1 (Part 75 Data)	Unit 1 (Part 60 Data)	Unit 2 (Part 75 Data)	Unit 2 (Part 60 Data)	Units 1&2 Combined
	SO2_LbPerHr	SO2_P60_LbPerHr	SO2_LbPerHr	SO2_P60_LbPerHr	(Part 60 Data)
	1H	1H	1H	1H	
Time	Value	Value	Value	Value	
03/20/2014 21:00	766.2	681.8	559.4	502.9	1184.7
03/20/2014 22:00	667.6	594.3	481.9	434.3	1028.6
03/20/2014 23:00	472.7	420.5	262.8	236.7	657.2
03/21/2014 00:00	592.8	527.5	223.5	201	728.5
03/21/2014 01:00	550.4	489.7	414.7	372.8	862.5
03/21/2014 02:00	550.4	489.6	383.2	345	834.6
03/21/2014 03:00	555.7	494.7	367.6	330.9	825.6
03/21/2014 04:00	528	469	353	317.6	786.6
03/21/2014 05:00	613.8	545.4	425	382	927.4
03/21/2014 06:00	677.8	602.9	528.8	476.3	1079.2
03/21/2014 07:00	749.3	666.4	721.3	650	1316.4
03/21/2014 08:00	613.4	545	518.4	467.2	1012.2
03/21/2014 09:00	763.1	678.1	494.7	445.6	1123.7
03/21/2014 10:00	716.1	637	552.8	498.1	1135.1
03/21/2014 11:00	765.2	681.1	608.1	547.3	1228.4
03/21/2014 12:00	755.7	671.9	603.3	542.2	1214.1
03/21/2014 13:00	677.3	602	562.5	506.8	1108.8
03/21/2014 14:00	761	676.3	497.4	448.1	1124.4
03/21/2014 15:00	640.8	569.1	380	342.8	911.9
03/21/2014 16:00	737.9	656.6	570.5	514	1170.6
03/21/2014 17:00	690.4	613.8	541.9	486.9	1100.7
03/21/2014 18:00	756.8	673.4	799.2	719.7	1393.1
03/21/2014 19:00	712.1	632.5	641.6	578.1	1210.6
03/21/2014 20:00	728.6	647.6	514.4	463.4	1111
03/21/2014 21:00	752.3	668.9	471.8	425	1093.9
03/21/2014 22:00	615	546.6	446.6	401.9	948.5
03/21/2014 23:00	524.8	466.3	313.8	282	748.3
03/22/2014 00:00	555.6	494.7	290.3	261	755.7
03/22/2014 01:00	577.6	513.4	488.2	438.8	952.2
03/22/2014 02:00	566.9	503.9	377.7	340	843.9
03/22/2014 03:00	591.5	526.7	373.9	336.1	862.8
03/22/2014 04:00	554	492.7	363.9	327.5	820.2
03/22/2014 05:00	624.3	555.9	526.5	473.4	1029.3
03/22/2014 06:00	669.1	594.4	663.9	597.9	1192.3
03/22/2014 07:00	669.8	596.4	679	611.9	1208.3
03/22/2014 08:00	687.1	611.1	543.6	489.8	1100.9
03/22/2014 09:00	693.3	617.3	519	467.3	1084.6
03/22/2014 10:00	684	608.4	543.3	489.6	1098
03/22/2014 11:00	717.3	638.3	606.9	547	1185.3
03/22/2014 12:00	686.7	611.2	647.5	583.4	1194.6
03/22/2014 13:00	714.7	635.2	547.8	493.2	1128.4
03/22/2014 14:00	696.1	618.9	454.3	409.3	1028.2
03/22/2014 15:00	695.3	617.7	548	494	1111.7
03/22/2014 16:00	685.4	609	594.3	535.6	1144.6
03/22/2014 17:00	650.6	578.6	534.3	481.6	1060.2
03/22/2014 18:00	815.2	724.4	619.2	556.9	1281.3
03/22/2014 19:00	678	602.2	622.4	560.8	1163
03/22/2014 20:00	732.3	651.8	425	382.3	1034.1
03/22/2014 21:00	670.6	597.1	431.4	387.7	984.8
03/22/2014 22:00	615.3	547.4	401.1	360.5	907.9
03/22/2014 23:00	545.9	485.9	324.2	292.4	778.3
03/23/2014 00:00	549.8	489.5	373.5	336.3	825.8
03/23/2014 01:00	548.2	487.8	363.7	327.6	815.4
03/23/2014 02:00	564.7	502.4	375.8	337.8	840.2
03/23/2014 03:00	588.7	523.1	366.6	330.1	853.2
03/23/2014 04:00	551.5	490.9	391.4	352.3	843.2
03/23/2014 05:00	703.1	624.6	598	538.6	1163.2
03/23/2014 06:00	731	650.3	594.5	535.6	1185.9
03/23/2014 07:00	703.7	626.3	581.4	522.5	1148.8
03/23/2014 08:00	734.7	653.8	574.2	516.6	1170.4
03/23/2014 09:00	768.8	683.7	555.5	499.9	1183.6
03/23/2014 10:00	739	656.5	572.3	514.8	1171.3
03/23/2014 11:00	740.7	659.5	610.8	549.2	1208.7
03/23/2014 12:00	746.2	663.2	585.7	527.9	1191.1
03/23/2014 13:00	705.1	626.7	579.7	521.9	1148.6

	Unit 1 (Part 75 Data)	Unit 1 (Part 60 Data)	Unit 2 (Part 75 Data)	Unit 2 (Part 60 Data)	Units 1&2 Combined
	SO2_LbPerHr	SO2_P60_LbPerHr	SO2_LbPerHr	SO2_P60_LbPerHr	(Part 60 Data)
	1H	1H	1H	1H	
Time	Value	Value	Value	Value	
03/23/2014 14:00	722.2	642.3	571.1	513.4	1155.7
03/23/2014 15:00	740.6	659	598.1	538.7	1197.7
03/23/2014 16:00	713.7	634.7	597.1	536.6	1171.3
03/23/2014 17:00	731.1	650.6	560.9	504.6	1155.2
03/23/2014 18:00	721.3	641.5	614.5	552.8	1194.3
03/23/2014 19:00	716.5	638	596.8	536.3	1174.3
03/23/2014 20:00	760.3	676.7	550.9	496.6	1173.3
03/23/2014 21:00	722	642.3	559.1	502.8	1145.1
03/23/2014 22:00	766.7	682.2	600.9	540.6	1222.8
03/23/2014 23:00	743.7	661.2	382.8	344.7	1005.9
03/24/2014 00:00	747.9	664.8	208.2	186.8	851.6
03/24/2014 01:00	842.5	749.6	315.8	284.1	1033.7
03/24/2014 02:00	942.3	838.2	463.1	416.5	1254.7
03/24/2014 03:00	829.4	736.9	384.5	346.2	1083.1
03/24/2014 04:00	401.9	357.9	517.3	465.3	823.2
03/24/2014 05:00	772.8	688	713.8	642	1330
03/24/2014 06:00	727.2	646.9	598.6	538.7	1185.6
03/24/2014 07:00	695.8	619.5	491.9	442.5	1062
03/24/2014 08:00	391.1	348.2	515.5	463.9	812.1
03/24/2014 09:00	659.2	0	572.2	514.6	514.6
03/24/2014 10:00	587	0	623.9	562.1	562.1
03/24/2014 11:00	667	0	657.3	590.7	590.7
03/24/2014 12:00	680.6	0	557.7	501.8	501.8
03/24/2014 13:00	598.7	0	562.5	506.9	506.9
03/24/2014 14:00	643.6	0	634.9	571.4	571.4
03/24/2014 15:00	659.2	0	694	624.6	624.6
03/24/2014 16:00	637.7	0	692.1	622.6	622.6
03/24/2014 17:00	643.6	0	646.3	581.3	581.3
03/24/2014 18:00	665	0	599.1	539.8	539.8
03/24/2014 19:00	629.9	0	604.4	543.2	543.2
03/24/2014 20:00	651.4	0	654.5	589.1	589.1
03/24/2014 21:00	643.6	0	689.7	620.4	620.4
03/24/2014 22:00	647.5	0	694.9	626	626
03/24/2014 23:00	523.9	0	564.9	508.8	508.8
03/25/2014 00:00	673.9	0	729.9	657.1	657.1
03/25/2014 01:00	624.1	0	782.7	704.4	704.4
03/25/2014 02:00	598.7	531.9	672.5	604.9	1136.8
03/25/2014 03:00	646.5	575.3	654.6	588.9	1164.2
03/25/2014 04:00	617.3	548.3	654.7	588.8	1137.1
03/25/2014 05:00	606.8	539.8	679.2	611.1	1150.9
03/25/2014 06:00	630.8	561.7	773.5	695.3	1257
03/25/2014 07:00	589.2	524.4	780.3	701.9	1226.3
03/25/2014 08:00	620.4	551.4	721	648.9	1200.3
03/25/2014 09:00	551.2	490.2	654.8	589.5	1079.7
03/25/2014 10:00	589.8	525.3	627.3	564.3	1089.6
03/25/2014 11:00	639.1	567.8	678.8	610.1	1177.9
03/25/2014 12:00	339.2	301.8	745.9	671.7	973.5
03/25/2014 13:00	324.6	288.7	838.3	755.1	1043.8
03/25/2014 14:00	253.7	225.6	698.1	627.7	853.3
03/25/2014 15:00	349.6	310.7	649.3	585.2	895.9
03/25/2014 16:00	309	275.1	693.1	623	898.1
03/25/2014 17:00	320.2	284.6	638.2	574.3	858.9
03/25/2014 18:00	303.1	269.3	664	597.8	867.1
03/25/2014 19:00	457.3	406.8	705.8	635.2	1042
03/25/2014 20:00	545.3	485.6	723.2	650.5	1136.1
03/25/2014 21:00	404.8	360	771.6	694.2	1054.2
03/25/2014 22:00	383.1	340.4	679.2	611.9	952.3
03/25/2014 23:00	360.3	320.9	621.4	558.5	879.4
03/26/2014 00:00	427.8	380.4	668.9	601.6	982
03/26/2014 01:00	610.9	0	692.6	623.1	623.1
03/26/2014 02:00	612.8	0	729.1	655.4	655.4
03/26/2014 03:00	647.4	0	738.7	664.9	664.9
03/26/2014 04:00	616.7	0	737.3	663	663
03/26/2014 05:00	628.2	0	710.2	639.8	639.8
03/26/2014 06:00	618.6	0	691.1	622.7	622.7

	Unit 1 (Part 75 Data)	Unit 1 (Part 60 Data)	Unit 2 (Part 75 Data)	Unit 2 (Part 60 Data)	Units 1&2 Combined
	SO2_LbPerHr	SO2_P60_LbPerHr	SO2_LbPerHr	SO2_P60_LbPerHr	(Part 60 Data)
	1H	1H	1H	1H	
Time	Value	Value	Value	Value	
03/26/2014 07:00	641.7	0	679	610.5	610.5
03/26/2014 08:00	593.8	528.6	699.1	628.4	1157
03/26/2014 09:00	602.2	534.8	726.7	654	1188.8
03/26/2014 10:00	504.1	448.7	759	682.3	1131
03/26/2014 11:00	456.2	405.1	614.7	553.5	958.6
03/26/2014 12:00	401.8	357.1	617.5	556.6	913.7
03/26/2014 13:00	370.4	329.9	714.8	643.4	973.3
03/26/2014 14:00	214.2	190.3	726.6	653.2	843.5
03/26/2014 15:00	147.3	131.6	682.6	613.5	745.1
03/26/2014 16:00	492.9	437.6	625.2	563.5	1001.1
03/26/2014 17:00	501.3	446	635.3	571.8	1017.8
03/26/2014 18:00	551.6	490.2	689.7	620.2	1110.4
03/26/2014 19:00	589.8	524.4	719.1	646.8	1171.2
03/26/2014 20:00	586	520.6	776.8	698.3	1218.9
03/26/2014 21:00	575.2	512.2	665.4	599.3	1111.5
03/26/2014 22:00	569.1	506.6	664.9	598.8	1105.4
03/26/2014 23:00	583	519	540.6	487.2	1006.2
03/27/2014 00:00	520.8	463.8	651.8	586.2	1050
03/27/2014 01:00	581.2	517	862.9	776.6	1293.6
03/27/2014 02:00	560.6	498	764.8	688.7	1186.7
03/27/2014 03:00	541.6	481.1	688.1	620.1	1101.2
03/27/2014 04:00	575.8	512.1	630.1	567.9	1080
03/27/2014 05:00	546.5	486.5	595.1	535.2	1021.7
03/27/2014 06:00	561.3	499.9	697.1	626.8	1126.7
03/27/2014 07:00	567.1	504.4	726.6	653.1	1157.5
03/27/2014 08:00	538.9	480	805.2	724.5	1204.5
03/27/2014 09:00	556.6	495.7	684.8	616.9	1112.6
03/27/2014 10:00	536.6	477.7	611.1	549.8	1027.5
03/27/2014 11:00	328.4	291.6	581.9	523.1	814.7
03/27/2014 12:00	703.2	625.5	643.5	579	1204.5
03/27/2014 13:00	525.6	467.6	738.9	664.6	1132.2
03/27/2014 14:00	579.3	515.7	756.3	679.9	1195.6
03/27/2014 15:00	521.7	464	716.2	643.8	1107.8
03/27/2014 16:00	586.5	521.3	647.7	583.3	1104.6
03/27/2014 17:00	553.3	492	620.4	558.5	1050.5
03/27/2014 18:00	525.7	467.8	535.9	481.9	949.7
03/27/2014 19:00	365.1	324.6	516.7	464.9	789.5
03/27/2014 20:00	439	391	651.1	585.6	976.6
03/27/2014 21:00	186.2	165.8	715.4	644.4	810.2
03/27/2014 22:00	276.1	245.5	541.5	487	732.5
03/27/2014 23:00	134.2	119.5	526.8	473.4	592.9
03/28/2014 00:00	66.4	58.7	656.1	590.3	649
03/28/2014 01:00	0	0	748.5	672.9	672.9
03/28/2014 02:00	0	0	495.1	446.1	446.1
03/28/2014 03:00	0	0	477.1	430.1	430.1
03/28/2014 04:00	0	0	702	632.5	632.5
03/28/2014 05:00	0	0	850.8	766.3	766.3
03/28/2014 06:00	0	0	789.6	710.8	710.8
03/28/2014 07:00	0	0	627.5	564.9	564.9
03/28/2014 08:00	0	0	625.9	563.1	563.1
03/28/2014 09:00	0	0	650.6	585.5	585.5
03/28/2014 10:00	0	0	657.6	592.5	592.5
03/28/2014 11:00	0	0	700.7	631.4	631.4
03/28/2014 12:00	0	0	1013.1	911.6	911.6
03/28/2014 13:00	0	0	1455.1	1309.8	1309.8
03/28/2014 14:00	0	0	1011.1	909.4	909.4
03/28/2014 15:00	0	0	673.9	605.7	605.7
03/28/2014 16:00	0	0	599.8	539.6	539.6
03/28/2014 17:00	0	0	875.2	786.9	786.9
03/28/2014 18:00	0	0	1158.6	1042.8	1042.8
03/28/2014 19:00	0	0	794.7	715	715
03/28/2014 20:00	0	0	641.5	577.9	577.9
03/28/2014 21:00	0	0	537.9	483.7	483.7
03/28/2014 22:00	0	0	507.2	457.2	457.2
03/28/2014 23:00	0	0	401.8	361	361

	Unit 1 (Part 75 Data)	Unit 1 (Part 60 Data)	Unit 2 (Part 75 Data)	Unit 2 (Part 60 Data)	Units 1&2 Combined
	SO2_LbPerHr	SO2_P60_LbPerHr	SO2_LbPerHr	SO2_P60_LbPerHr	(Part 60 Data)
	1H	1H	1H	1H	
Time	Value	Value	Value	Value	
03/29/2014 00:00	0	0	396.8	356.8	356.8
03/29/2014 01:00	0	0	599.6	539.3	539.3
03/29/2014 02:00	0	0	474.9	427	427
03/29/2014 03:00	0	0	465.2	418.7	418.7
03/29/2014 04:00	0	0	458.2	412.8	412.8
03/29/2014 05:00	0	0	602.9	542.6	542.6
03/29/2014 06:00	0	0	820.1	738.2	738.2
03/29/2014 07:00	0	0	785.6	706.5	706.5
03/29/2014 08:00	0	0	741.6	666.7	666.7
03/29/2014 09:00	0	0	613.7	553.1	553.1
03/29/2014 10:00	0	0	531.2	478.9	478.9
03/29/2014 11:00	0	0	568.2	511.6	511.6
03/29/2014 12:00	0	0	656.8	591.5	591.5
03/29/2014 13:00	0	0	691.5	622.3	622.3
03/29/2014 14:00	0	0	652.3	587.5	587.5
03/29/2014 15:00	0	0	551.3	496.7	496.7
03/29/2014 16:00	0	0	644.8	579.7	579.7
03/29/2014 17:00	0	0	663.2	597.7	597.7
03/29/2014 18:00	0	0	618.9	557.3	557.3
03/29/2014 19:00	0	0	614.8	553.1	553.1
03/29/2014 20:00	0	0	645.1	581.2	581.2
03/29/2014 21:00	0	0	451.5	406.1	406.1
03/29/2014 22:00	0	0	279.6	252	252
03/29/2014 23:00	0	0	342.1	308.4	308.4
03/30/2014 00:00	0	0	517	465.9	465.9
03/30/2014 01:00	0	0	441	396.6	396.6
03/30/2014 02:00	0	0	424.4	381.7	381.7
03/30/2014 03:00	0	0	461.7	415.5	415.5
03/30/2014 04:00	0	0	415.4	373.7	373.7
03/30/2014 05:00	0	0	562.1	505.7	505.7
03/30/2014 06:00	0	0	710.9	639.8	639.8
03/30/2014 07:00	0	0	818.2	737	737
03/30/2014 08:00	0	0	671.8	605.4	605.4
03/30/2014 09:00	0	0	717.4	644.9	644.9
03/30/2014 10:00	0	0	645.4	581.2	581.2
03/30/2014 11:00	0	0	647.5	583.1	583.1
03/30/2014 12:00	0	0	706.3	635.7	635.7
03/30/2014 13:00	0	0	751.8	676.8	676.8
03/30/2014 14:00	0	0	760.4	685.2	685.2
03/30/2014 15:00	0	0	684.9	616.2	616.2
03/30/2014 16:00	0	0	688.4	619.8	619.8
03/30/2014 17:00	0	0	753.9	677.7	677.7
03/30/2014 18:00	0	0	682.8	615.1	615.1
03/30/2014 19:00	0	0	763.2	686.3	686.3
03/30/2014 20:00	0	0	730.2	657.6	657.6
03/30/2014 21:00	0	0	390.1	351.3	351.3
03/30/2014 22:00	0	0	223.6	201.7	201.7
03/30/2014 23:00	0	0	263	236.4	236.4
03/31/2014 00:00	0	0	358.5	322.8	322.8
03/31/2014 01:00	0	0	309.4	278	278
03/31/2014 02:00	0	0	267.3	240.5	240.5
03/31/2014 03:00	0	0	258.3	233	233
03/31/2014 04:00	0	0	255.5	230.1	230.1
03/31/2014 05:00	0	0	365.6	328.9	328.9
03/31/2014 06:00	0	0	652.4	587.9	587.9
03/31/2014 07:00	0	0	1024.9	921.8	921.8
03/31/2014 08:00	0	0	784.5	705.2	705.2
03/31/2014 09:00	0	0	599	538.7	538.7
03/31/2014 10:00	0	0	595	534.8	534.8
03/31/2014 11:00	0	0	734	661.3	661.3
03/31/2014 12:00	0	0	852.9	767.6	767.6
03/31/2014 13:00	0	0	800.5	719.8	719.8
03/31/2014 14:00	0	0	801.8	721.6	721.6
03/31/2014 15:00	0	0	672.5	605.2	605.2
03/31/2014 16:00	0	0	680.3	613.1	613.1

	Unit 1 (Part 75 Data)	Unit 1 (Part 60 Data)	Unit 2 (Part 75 Data)	Unit 2 (Part 60 Data)	Units 1&2 Combined
	SO2_LbPerHr	SO2_P60_LbPerHr	SO2_LbPerHr	SO2_P60_LbPerHr	(Part 60 Data)
	1H	1H	1H	1H	
Time	Value	Value	Value	Value	
03/31/2014 17:00	0	0	747.9	672.5	672.5
03/31/2014 18:00	0	0	767	691.1	691.1
03/31/2014 19:00	0	0	754.9	679.4	679.4
03/31/2014 20:00	0	0	682	613.2	613.2
03/31/2014 21:00	0	0	702.8	632.1	632.1
03/31/2014 22:00	0	0	440.9	397.1	397.1
03/31/2014 23:00	0	0	248	223.8	223.8
04/01/2014 00:00	0	0	379.4	341.9	341.9
04/01/2014 01:00	0	0	457.7	412.2	412.2
04/01/2014 02:00	0	0	384.7	345.9	345.9
04/01/2014 03:00	0	0	676	608.9	608.9
04/01/2014 04:00	0	0	929.1	836.2	836.2
04/01/2014 05:00	0	0	1003.1	902.4	902.4
04/01/2014 06:00	0	0	708.9	637.4	637.4
04/01/2014 07:00	0	0	645	579.9	579.9
04/01/2014 08:00	0	0	666.6	599.3	599.3
04/01/2014 09:00	0	0	755.6	679.6	679.6
04/01/2014 10:00	0	0	809.9	728.1	728.1
04/01/2014 11:00	0	0	839	755.5	755.5
04/01/2014 12:00	0	0	762.2	685.4	685.4
04/01/2014 13:00	0	0	727.2	653.7	653.7
04/01/2014 14:00	0	0	713.2	641.7	641.7
04/01/2014 15:00	0	0	694.1	624.9	624.9
04/01/2014 16:00	0	0	634.3	570.2	570.2
04/01/2014 17:00	0	0	678.6	610.9	610.9
04/01/2014 18:00	0	0	757.5	682.1	682.1
04/01/2014 19:00	0	0	761.7	685.7	685.7
04/01/2014 20:00	0	0	633.9	571.3	571.3
04/01/2014 21:00	0	0	593	533.3	533.3
04/01/2014 22:00	0	0	529.1	476.2	476.2
04/01/2014 23:00	0	0	302.5	272.2	272.2
04/02/2014 00:00	0	0	485.1	437	437
04/02/2014 01:00	0	0	511.8	461.1	461.1
04/02/2014 02:00	0	0	413.7	372.3	372.3
04/02/2014 03:00	0	0	425.7	383	383
04/02/2014 04:00	0	0	302.3	272.4	272.4
04/02/2014 05:00	0	0	358.7	322.4	322.4
04/02/2014 06:00	0	0	896.7	806.6	806.6
04/02/2014 07:00	0	0	778.9	700.6	700.6
04/02/2014 08:00	0	0	526	472.8	472.8
04/02/2014 09:00	0	0	601.8	540.8	540.8
04/02/2014 10:00	0	0	706.4	634.9	634.9
04/02/2014 11:00	0	0	726	652.6	652.6
04/02/2014 12:00	0	0	701	631.1	631.1
04/02/2014 13:00	0	0	681.7	613.5	613.5
04/02/2014 14:00	0	0	672.9	604.8	604.8
04/02/2014 15:00	0	0	699	629.1	629.1
04/02/2014 16:00	0	0	701.9	631.9	631.9
04/02/2014 17:00	0	0	749.4	674.9	674.9
04/02/2014 18:00	0	0	709.4	638.8	638.8
04/02/2014 19:00	0	0	663	596.5	596.5
04/02/2014 20:00	0	0	652.1	587.5	587.5
04/02/2014 21:00	0	0	634	570.4	570.4
04/02/2014 22:00	0	0	522.5	470.4	470.4
04/02/2014 23:00	0	0	287.1	258.1	258.1
04/03/2014 00:00	0	0	259.8	234.4	234.4
04/03/2014 01:00	0	0	340.5	306.6	306.6
04/03/2014 02:00	0	0	180.2	161.8	161.8
04/03/2014 03:00	0	0	351.1	315.6	315.6
04/03/2014 04:00	0	0	264.1	237.1	237.1
04/03/2014 05:00	0	0	562.8	506.9	506.9
04/03/2014 06:00	0	0	712.9	642.2	642.2
04/03/2014 07:00	0	0	670.4	604	604
04/03/2014 08:00	0	0	519.8	467.6	467.6
04/03/2014 09:00	0	0	566.8	510.7	510.7

	Unit 1 (Part 75 Data)	Unit 1 (Part 60 Data)	Unit 2 (Part 75 Data)	Unit 2 (Part 60 Data)	Units 1&2 Combined
	SO2_LbPerHr	SO2_P60_LbPerHr	SO2_LbPerHr	SO2_P60_LbPerHr	(Part 60 Data)
	1H	1H	1H	1H	
Time	Value	Value	Value	Value	
04/03/2014 10:00	0	0	676.9	608.8	608.8
04/03/2014 11:00	0	0	694.4	624.2	624.2
04/03/2014 12:00	0	0	647	582.7	582.7
04/03/2014 13:00	0	0	673	606.5	606.5
04/03/2014 14:00	0	0	707.8	636.6	636.6
04/03/2014 15:00	0	0	583.8	526	526
04/03/2014 16:00	0	0	613.1	551.2	551.2
04/03/2014 17:00	0	0	586.4	527.4	527.4
04/03/2014 18:00	0	0	599.5	540.4	540.4
04/03/2014 19:00	0	0	550.6	495.5	495.5
04/03/2014 20:00	0	0	558.6	503.3	503.3
04/03/2014 21:00	21585.5	0	590.4	531.2	531.2
04/03/2014 22:00	21585.5	0	541.8	488.2	488.2
04/03/2014 23:00	0	0	548.8	493.4	493.4
04/04/2014 00:00	0	0	614.3	552.8	552.8
04/04/2014 01:00	0	0	549.2	494.1	494.1
04/04/2014 02:00	0	0	531.9	478.9	478.9
04/04/2014 03:00	5.8	4.9	550.9	495.8	500.7
04/04/2014 04:00	0.8	0.8	597.6	537.3	538.1
04/04/2014 05:00	0	0	688.3	618.7	618.7
04/04/2014 06:00	0	0	608.5	546.8	546.8
04/04/2014 07:00	0	0	529.1	475.6	475.6
04/04/2014 08:00	0	0	531.7	478	478
04/04/2014 09:00	0	0	555.8	500.3	500.3
04/04/2014 10:00	0	0	574.4	517.1	517.1
04/04/2014 11:00	0	0	619.3	557.8	557.8
04/04/2014 12:00	11.7	10.7	638.2	574.4	585.1
04/04/2014 13:00	9.2	8.3	701.2	630.3	638.6
04/04/2014 14:00	0	0	692.5	623.8	623.8
04/04/2014 15:00	33.5	29.6	718.7	647.6	677.2
04/04/2014 16:00	263.9	235	735	661.7	896.7
04/04/2014 17:00	464.1	412.5	608.9	548.2	960.7
04/04/2014 18:00	468.1	416	623.1	560	976
04/04/2014 19:00	511.7	454.4	643.7	579.3	1033.7
04/04/2014 20:00	510.4	453.8	677.3	609.4	1063.2
04/04/2014 21:00	474.9	422.7	719.1	647.4	1070.1
04/04/2014 22:00	426.2	378.5	677.4	610	988.5
04/04/2014 23:00	491	437.3	475.1	428.2	865.5
04/05/2014 00:00	482.4	428.9	285.4	256.7	685.6
04/05/2014 01:00	429.1	381.4	463.6	417.2	798.6
04/05/2014 02:00	464.3	412.3	515.8	464	876.3
04/05/2014 03:00	484.6	431.1	450.3	405.1	836.2
04/05/2014 04:00	539.1	479.4	421.2	378.8	858.2
04/05/2014 05:00	459.6	408.8	547.9	493.1	901.9
04/05/2014 06:00	500.5	445.6	756.9	681.4	1127
04/05/2014 07:00	517.9	461.1	740.7	667.2	1128.3
04/05/2014 08:00	531.7	472.8	536.2	482.3	955.1
04/05/2014 09:00	491.8	436.9	573.2	515.1	952
04/05/2014 10:00	514.8	458	701	630.7	1088.7
04/05/2014 11:00	512.5	455.6	681.9	613.3	1068.9
04/05/2014 12:00	533.6	474.7	638.3	573.8	1048.5
04/05/2014 13:00	524.5	465.8	550.4	494.9	960.7
04/05/2014 14:00	510.5	454	490.7	440.9	894.9
04/05/2014 15:00	509.9	453.3	716	644.2	1097.5
04/05/2014 16:00	649.3	578	659	593.9	1171.9
04/05/2014 17:00	636.1	565.9	601.5	542.1	1108
04/05/2014 18:00	613.9	545.7	578.5	520.9	1066.6
04/05/2014 19:00	507.2	450.9	608.3	546.7	997.6
04/05/2014 20:00	627.4	557.8	621	558.7	1116.5
04/05/2014 21:00	619.3	550.1	399.5	358.8	908.9
04/05/2014 22:00	605.7	538.3	182.2	164.4	702.7
04/05/2014 23:00	582.3	518.1	294.7	264.9	783
04/06/2014 00:00	594.6	529.2	255.2	229.8	759
04/06/2014 01:00	638.9	568.8	104.7	94.8	663.6
04/06/2014 02:00	716.5	637.2	93	83.1	720.3

	Unit 1 (Part 75 Data)	Unit 1 (Part 60 Data)	Unit 2 (Part 75 Data)	Unit 2 (Part 60 Data)	Units 1&2 Combined
	SO2_LbPerHr	SO2_P60_LbPerHr	SO2_LbPerHr	SO2_P60_LbPerHr	(Part 60 Data)
	1H	1H	1H	1H	
Time	Value	Value	Value	Value	
04/06/2014 03:00	651	578.4	113.5	102.1	680.5
04/06/2014 04:00	553.7	491.8	110.4	99.1	590.9
04/06/2014 05:00	487.6	433.7	164.7	147.6	581.3
04/06/2014 06:00	494.3	439.8	360.2	324.2	764
04/06/2014 07:00	618.4	550.3	622.6	560.2	1110.5
04/06/2014 08:00	739.2	658	602.1	542.7	1200.7
04/06/2014 09:00	640	568.6	557.4	500.9	1069.5
04/06/2014 10:00	499.1	444.6	535.1	481.4	926
04/06/2014 11:00	466.2	415.1	575.5	518.4	933.5
04/06/2014 12:00	536.8	477.2	592.7	533.7	1010.9
04/06/2014 13:00	569.9	507	574	517.4	1024.4
04/06/2014 14:00	613	545.1	535.8	481.9	1027
04/06/2014 15:00	644.1	573.3	614.1	552.3	1125.6
04/06/2014 16:00	593.9	528.7	583.6	525.4	1054.1
04/06/2014 17:00	571.9	508.4	616.4	555.4	1063.8
04/06/2014 18:00	531.5	472.3	585.5	526.4	998.7
04/06/2014 19:00	654.5	582.1	532	479	1061.1
04/06/2014 20:00	615	547.7	650.2	585.4	1133.1
04/06/2014 21:00	438.4	389.3	473.3	425.8	815.1
04/06/2014 22:00	385.3	342.3	246.2	220.9	563.2
04/06/2014 23:00	613.4	546.2	391.1	351.8	898
04/07/2014 00:00	487.2	433.9	287.8	259.6	693.5
04/07/2014 01:00	426.8	378.9	155.8	140.3	519.2
04/07/2014 02:00	571.3	507.7	132.1	119.3	627
04/07/2014 03:00	617.2	548.2	143.5	129.3	677.5
04/07/2014 04:00	602.7	535.8	162.5	146.8	682.6
04/07/2014 05:00	688	611.3	265.3	239.2	850.5
04/07/2014 06:00	750.7	667.2	654.9	589	1256.2
04/07/2014 07:00	864.5	768.6	1606	1446.4	2215
04/07/2014 08:00	683.2	607	730.9	658.2	1265.2
04/07/2014 09:00	509.9	453.5	342.8	308.3	761.8
04/07/2014 10:00	420.7	373.8	253.4	227.3	601.1
04/07/2014 11:00	430.7	383.9	373	334.9	718.8
04/07/2014 12:00	653.6	582	504.4	454.6	1036.6
04/07/2014 13:00	611.9	544.7	465.7	420	964.7
04/07/2014 14:00	459.8	408.3	300.3	270.3	678.6
04/07/2014 15:00	463.3	411.6	179.2	161.2	572.8
04/07/2014 16:00	538.5	478.1	141.6	127.8	605.9
04/07/2014 17:00	659.7	587.5	182.4	164.7	752.2
04/07/2014 18:00	692.6	615.8	349.4	314.1	929.9
04/07/2014 19:00	652.6	580.6	754.8	680.1	1260.7
04/07/2014 20:00	618	548.8	632.9	570	1118.8
04/07/2014 21:00	537	477.2	550.8	496.1	973.3
04/07/2014 22:00	394	350.2	476.4	429.2	779.4
04/07/2014 23:00	278.7	247.7	433.6	391	638.7
04/08/2014 00:00	438	390.2	265	238.7	628.9
04/08/2014 01:00	622	553.3	130.4	117.9	671.2
04/08/2014 02:00	689.7	613.7	119.1	106.6	720.3
04/08/2014 03:00	767.8	683	121.2	108.8	791.8
04/08/2014 04:00	660.2	586.6	82.7	74.4	661
04/08/2014 05:00	617.8	549.7	102	91.5	641.2
04/08/2014 06:00	549	489.1	191.6	172.7	661.8
04/08/2014 07:00	581.4	517	496.1	446.3	963.3
04/08/2014 08:00	688.9	613.3	716.1	644.8	1258.1
04/08/2014 09:00	783.2	696.5	492.7	443.6	1140.1
04/08/2014 10:00	752.6	670.1	464.1	417.1	1087.2
04/08/2014 11:00	653.3	580.2	574.9	518	1098.2
04/08/2014 12:00	597.6	531.3	560	503.2	1034.5
04/08/2014 13:00	585	520.9	445.9	400.7	921.6
04/08/2014 14:00	495	440.4	300.3	269.5	709.9
04/08/2014 15:00	543.3	482.5	247.5	223.3	705.8
04/08/2014 16:00	700.1	622.5	209.8	188.6	811.1
04/08/2014 17:00	607.2	539.5	283.4	255.8	795.3
04/08/2014 18:00	689.4	612.5	280.2	252.6	865.1
04/08/2014 19:00	721.5	641.7	239.7	216.2	857.9

	Unit 1 (Part 75 Data)	Unit 1 (Part 60 Data)	Unit 2 (Part 75 Data)	Unit 2 (Part 60 Data)	Units 1&2 Combined
	SO2_LbPerHr	SO2_P60_LbPerHr	SO2_LbPerHr	SO2_P60_LbPerHr	(Part 60 Data)
	1H	1H	1H	1H	
Time	Value	Value	Value	Value	
04/08/2014 20:00	709.6	631.9	231.3	207.7	839.6
04/08/2014 21:00	616	547.3	298.6	269.1	816.4
04/08/2014 22:00	558.6	496.2	444.1	399.5	895.7
04/08/2014 23:00	540.9	481.4	263.3	236.8	718.2
04/09/2014 00:00	721.3	641.3	158.5	142.9	784.2
04/09/2014 01:00	783.7	697.1	204.2	183.2	880.3
04/09/2014 02:00	640.1	569.8	226.2	203.6	773.4
04/09/2014 03:00	593.4	527.3	224.5	201.9	729.2
04/09/2014 04:00	624.8	555.1	207.1	185.9	741
04/09/2014 05:00	751.9	668.3	257.6	231.8	900.1
04/09/2014 06:00	714.5	636	580.9	522.6	1158.6
04/09/2014 07:00	802.5	713.9	843.7	759.9	1473.8
04/09/2014 08:00	1002.4	891.1	766.2	690.4	1581.5
04/09/2014 09:00	1074.4	955.1	712.3	640.3	1595.4
04/09/2014 10:00	910.4	809.2	726.3	653.8	1463
04/09/2014 11:00	914.3	813.9	755.5	680.8	1494.7
04/09/2014 12:00	1018.9	906.8	750.9	676.2	1583
04/09/2014 13:00	1073.2	953.8	783.1	704	1657.8
04/09/2014 14:00	982.9	874.9	693	623.1	1498
04/09/2014 15:00	767.9	682.1	649.6	583.9	1266
04/09/2014 16:00	1158.9	1031.6	949	853.7	1885.3
04/09/2014 17:00	1043.9	928.4	894.1	803.9	1732.3
04/09/2014 18:00	886.8	789.1	760	683.8	1472.9
04/09/2014 19:00	1050.7	934.8	681.4	613	1547.8
04/09/2014 20:00	1013.2	901.9	681.2	612.7	1514.6
04/09/2014 21:00	847.6	754.4	648.6	583.5	1337.9
04/09/2014 22:00	731.6	649.9	625.4	563	1212.9
04/09/2014 23:00	762.3	677.4	412.2	371.5	1048.9
04/10/2014 00:00	801.3	713	317.1	285.5	998.5
04/10/2014 01:00	827.2	735.4	258.8	232.9	968.3
04/10/2014 02:00	783	696.5	364.2	328.3	1024.8
04/10/2014 03:00	821.9	731.5	361.8	325.9	1057.4
04/10/2014 04:00	886.8	789	241.1	216.6	1005.6
04/10/2014 05:00	1100.7	978.3	266.8	239.8	1218.1
04/10/2014 06:00	940.5	836.2	532.8	478.8	1315
04/10/2014 07:00	944	840	845.9	761.3	1601.3
04/10/2014 08:00	1050.3	934.5	657.1	591.4	1525.9
04/10/2014 09:00	1038.2	923.5	585.6	526.2	1449.7
04/10/2014 10:00	1000.4	889.9	683.1	615.4	1505.3
04/10/2014 11:00	987.8	878.3	728.2	654.8	1533.1
04/10/2014 12:00	950.4	844.6	822.5	739.8	1584.4
04/10/2014 13:00	882.7	785.4	817.6	736.2	1521.6
04/10/2014 14:00	969.2	861.7	882.6	795	1656.7
04/10/2014 15:00	838.2	745.1	883.4	795.1	1540.2
04/10/2014 16:00	745.7	663.6	764.4	688.4	1352
04/10/2014 17:00	796.4	708.9	715	642.9	1351.8
04/10/2014 18:00	866.8	771.4	715.6	643.9	1415.3
04/10/2014 19:00	978.4	869.8	892.6	802.6	1672.4
04/10/2014 20:00	937.4	834	956.2	859.9	1693.9
04/10/2014 21:00	818.3	728.6	888.4	799.8	1528.4
04/10/2014 22:00	781.7	696.1	742.8	669.2	1365.3
04/10/2014 23:00	1120.8	995.7	482.4	434.5	1430.2
04/11/2014 00:00	1172.8	1042.3	314.9	283.9	1326.2
04/11/2014 01:00	795.4	0	345.5	311.6	311.6
04/11/2014 02:00	810.6	0	339.5	305.2	305.2
04/11/2014 03:00	729.2	0	338.5	304.1	304.1
04/11/2014 04:00	934	0	328.7	295.4	295.4
04/11/2014 05:00	1030.5	0	507.2	457.1	457.1
04/11/2014 06:00	939.1	0	779.5	702.3	702.3
04/11/2014 07:00	968.6	862	1028.3	926.3	1788.3
04/11/2014 08:00	995.9	886.1	824.6	741.7	1627.8
04/11/2014 09:00	959.6	854	754.3	679.7	1533.7
04/11/2014 10:00	883.2	784.9	670.4	602.8	1387.7
04/11/2014 11:00	1034.9	920.8	876.6	788.9	1709.7
04/11/2014 12:00	1050.9	933.8	940.1	845.5	1779.3

	Unit 1 (Part 75 Data)	Unit 1 (Part 60 Data)	Unit 2 (Part 75 Data)	Unit 2 (Part 60 Data)	Units 1&2 Combined
	SO2_LbPerHr	SO2_P60_LbPerHr	SO2_LbPerHr	SO2_P60_LbPerHr	(Part 60 Data)
	1H	1H	1H	1H	
Time	Value	Value	Value	Value	
04/11/2014 13:00	574.8	511.7	797.1	718	1229.7
04/11/2014 14:00	744.1	662.6	777.2	700.3	1362.9
04/11/2014 15:00	667.7	593.2	885.3	796.4	1389.6
04/11/2014 16:00	588.6	523.7	862.6	775.5	1299.2
04/11/2014 17:00	572.2	509.1	856.9	771.6	1280.7
04/11/2014 18:00	557.1	496	831.2	747.7	1243.7
04/11/2014 19:00	526.8	468.3	808.9	727.2	1195.5
04/11/2014 20:00	531.7	473.5	770.5	693.6	1167.1
04/11/2014 21:00	632.6	562.8	659.5	593.9	1156.7
04/11/2014 22:00	509.5	452.6	723.5	651.1	1103.7
04/11/2014 23:00	523.3	465.9	470.5	423.8	889.7
04/12/2014 00:00	575.8	511.9	510.3	458.8	970.7
04/12/2014 01:00	403.4	358.5	341.3	307.2	665.7
04/12/2014 02:00	449.6	399.7	204.5	184.6	584.3
04/12/2014 03:00	415.9	370.3	219.2	197.8	568.1
04/12/2014 04:00	498.1	442.7	221.3	198.6	641.3
04/12/2014 05:00	444	394.5	263.9	237.2	631.7
04/12/2014 06:00	447.5	397.9	307.2	277.1	675
04/12/2014 07:00	457.4	406.5	470.8	423.3	829.8
04/12/2014 08:00	456.7	405.9	780.5	701.6	1107.5
04/12/2014 09:00	432.1	384.1	652.3	587	971.1
04/12/2014 10:00	458.5	407.6	636.9	573.4	981
04/12/2014 11:00	461.2	410.3	691.6	622.2	1032.5
04/12/2014 12:00	653.6	581.1	703.5	632.3	1213.4
04/12/2014 13:00	760.2	675.4	694.3	625.1	1300.5
04/12/2014 14:00	716.2	637.7	676.8	609.2	1246.9
04/12/2014 15:00	618.5	550.1	658.8	593.1	1143.2
04/12/2014 16:00	402	357.3	680	612.2	969.5
04/12/2014 17:00	767.3	0	698.6	629.2	629.2
04/12/2014 18:00	810.1	0	732	658	658
04/12/2014 19:00	769.4	0	678.7	610.3	610.3
04/12/2014 20:00	769.4	0	632.9	570.2	570.2
04/12/2014 21:00	594.2	0	574.7	517.2	517.2
04/12/2014 22:00	563.8	0	564.8	507.9	507.9
04/12/2014 23:00	605.7	0	345.4	310.3	310.3
04/13/2014 00:00	562.1	0	339	305.3	305.3
04/13/2014 01:00	444.9	395.8	329	296.4	692.2
04/13/2014 02:00	468.5	416.6	209.5	188.1	604.7
04/13/2014 03:00	462.6	411.4	216.2	194.9	606.3
04/13/2014 04:00	479.7	426.4	212	190.7	617.1
04/13/2014 05:00	609	541	302.5	271.8	812.8
04/13/2014 06:00	560.7	498.9	569.8	513.6	1012.5
04/13/2014 07:00	622.6	554.2	495.3	445.9	1000.1
04/13/2014 08:00	736.6	655.8	598	538.4	1194.2
04/13/2014 09:00	650.1	578.3	614.8	554.1	1132.4
04/13/2014 10:00	657.5	585.5	582.1	523.2	1108.7
04/13/2014 11:00	847.4	754	681.4	613.1	1367.1
04/13/2014 12:00	804.1	715.9	674.9	606.8	1322.7
04/13/2014 13:00	640.8	570.6	701.5	631	1201.6
04/13/2014 14:00	658.4	585.7	601.8	541.6	1127.3
04/13/2014 15:00	744.2	662	635.5	571.2	1233.2
04/13/2014 16:00	827.2	735	687.3	618.6	1353.6
04/13/2014 17:00	807.8	718	652.6	587.9	1305.9
04/13/2014 18:00	687.1	610.3	618.1	555.7	1166
04/13/2014 19:00	802.3	712.7	661.9	594.9	1307.6
04/13/2014 20:00	739.8	657.9	645.3	580.6	1238.5
04/13/2014 21:00	702.8	625.7	541.9	486.9	1112.6
04/13/2014 22:00	1311.1	1166	530.9	477.6	1643.6
04/13/2014 23:00	1423.7	1265.7	283.6	255.1	1520.8
04/14/2014 00:00	846.3	752.3	296.8	266.9	1019.2
04/14/2014 01:00	547.4	0	424.4	381.8	381.8
04/14/2014 02:00	652.4	0	398.4	358.7	358.7
04/14/2014 03:00	589.5	0	404.1	363.1	363.1
04/14/2014 04:00	657.5	0	410.1	368.5	368.5
04/14/2014 05:00	868.8	0	590.7	531.2	531.2

	Unit 1 (Part 75 Data)	Unit 1 (Part 60 Data)	Unit 2 (Part 75 Data)	Unit 2 (Part 60 Data)	Units 1&2 Combined
	SO2_LbPerHr	SO2_P60_LbPerHr	SO2_LbPerHr	SO2_P60_LbPerHr	(Part 60 Data)
	1H	1H	1H	1H	
Time	Value	Value	Value	Value	
04/14/2014 06:00	835.6	0	784.7	706.6	706.6
04/14/2014 07:00	705.5	0	688.7	620	620
04/14/2014 08:00	717.7	0	588.4	530.4	530.4
04/14/2014 09:00	754.3	0	595.6	535.4	535.4
04/14/2014 10:00	784.8	0	664.9	598.6	598.6
04/14/2014 11:00	766.5	0	748.3	673.7	673.7
04/14/2014 12:00	770.5	0	844.8	759.5	759.5
04/14/2014 13:00	754.3	0	920.3	828.9	828.9
04/14/2014 14:00	760.4	0	869.1	782.4	782.4
04/14/2014 15:00	754.3	0	846	761.2	761.2
04/14/2014 16:00	705.5	0	708.8	638.4	638.4
04/14/2014 17:00	746.1	0	561	504.5	504.5
04/14/2014 18:00	805.8	717	574.9	518.1	1235.1
04/14/2014 19:00	731.7	651.1	724.5	651.5	1302.6
04/14/2014 20:00	737.4	656.6	840.7	755.9	1412.5
04/14/2014 21:00	600.5	533.3	682.5	615.1	1148.4
04/14/2014 22:00	864.4	768	610.2	549.9	1317.9
04/14/2014 23:00	1323.1	1178.2	311.6	280.1	1458.3
04/15/2014 00:00	1861.7	1657	199	179.1	1836.1
04/15/2014 01:00	655.5	0	200.3	180.1	180.1
04/15/2014 02:00	626.5	0	206.9	186.7	186.7
04/15/2014 03:00	711.6	0	221	199.2	199.2
04/15/2014 04:00	760.5	0	218.5	196.3	196.3
04/15/2014 05:00	813	0	422.6	380.1	380.1
04/15/2014 06:00	713.4	0	744.4	670.5	670.5
04/15/2014 07:00	707.3	0	720.6	647.7	647.7
04/15/2014 08:00	769.1	683.1	624.9	562.8	1245.9
04/15/2014 09:00	750.2	666.4	711.3	641	1307.4
04/15/2014 10:00	762.8	678.8	770.3	693.8	1372.6
04/15/2014 11:00	722.2	643	744.1	669.7	1312.7
04/15/2014 12:00	736.9	655.5	744.9	670.4	1325.9
04/15/2014 13:00	736.3	655.4	765.2	688.5	1343.9
04/15/2014 14:00	774.8	689.5	745.8	671	1360.5
04/15/2014 15:00	720.4	639.9	737.5	663.2	1303.1
04/15/2014 16:00	719.4	640.6	774.8	696.5	1337.1
04/15/2014 17:00	745.4	662.5	779.1	700.8	1363.3
04/15/2014 18:00	731.2	650.7	755.2	678.9	1329.6
04/15/2014 19:00	796.5	708.5	736.3	661.8	1370.3
04/15/2014 20:00	712.3	634.1	759.2	682.7	1316.8
04/15/2014 21:00	716.1	636.4	721.5	649.6	1286
04/15/2014 22:00	752	668	738.1	663.9	1331.9
04/15/2014 23:00	720.4	641.2	440.3	395.7	1036.9
04/16/2014 00:00	678.1	602.3	265.7	238.8	841.1
04/16/2014 01:00	804.2	715.2	306.5	276.3	991.5
04/16/2014 02:00	682.7	606.5	311.2	279.5	886
04/16/2014 03:00	748.4	665.8	312.9	281	946.8
04/16/2014 04:00	682.4	606.7	295	265.9	872.6
04/16/2014 05:00	738.7	656.4	453.2	407.2	1063.6
04/16/2014 06:00	795.9	708	1094.1	985.5	1693.5
04/16/2014 07:00	801.7	713.4	721.3	649.6	1363
04/16/2014 08:00	762.7	678.7	611.8	551.2	1229.9
04/16/2014 09:00	754.6	670.9	700	629.4	1300.3
04/16/2014 10:00	906	806.2	767.2	690.9	1497.1
04/16/2014 11:00	786.3	698.7	764.1	687.5	1386.2
04/16/2014 12:00	722.1	641.4	746.2	671.6	1313
04/16/2014 13:00	724.9	644.3	707.8	637.2	1281.5
04/16/2014 14:00	817.8	726.5	764.9	688	1414.5
04/16/2014 15:00	803.2	713.7	740.7	666.2	1379.9
04/16/2014 16:00	694.7	617.4	724.3	652.5	1269.9
04/16/2014 17:00	791.4	703.4	747.6	673.4	1376.8
04/16/2014 18:00	771.7	685.9	730	657.8	1343.7
04/16/2014 19:00	780.5	694.3	680.5	612.1	1306.4
04/16/2014 20:00	712	633	596.7	536.4	1169.4
04/16/2014 21:00	768.2	682.6	611.3	549.4	1232
04/16/2014 22:00	851.7	757	670.9	603.4	1360.4

	Unit 1 (Part 75 Data)	Unit 1 (Part 60 Data)	Unit 2 (Part 75 Data)	Unit 2 (Part 60 Data)	Units 1&2 Combined
	SO2_LbPerHr	SO2_P60_LbPerHr	SO2_LbPerHr	SO2_P60_LbPerHr	(Part 60 Data)
	1H	1H	1H	1H	
Time	Value	Value	Value	Value	
04/16/2014 23:00	765.3	680.2	431.5	387.6	1067.8
04/17/2014 00:00	804.6	716.2	192.6	173.2	889.4
04/17/2014 01:00	770	685.6	229	205.9	891.5
04/17/2014 02:00	764.9	681	254.7	228.6	909.6
04/17/2014 03:00	754.7	670.5	250.2	225.6	896.1
04/17/2014 04:00	707.1	628	234.9	211.7	839.7
04/17/2014 05:00	794.8	707.1	312.8	281.2	988.3
04/17/2014 06:00	792.2	704.1	752.7	677.6	1381.7
04/17/2014 07:00	821.3	730.6	789.8	710.1	1440.7
04/17/2014 08:00	799.8	711.7	732.5	659.8	1371.5
04/17/2014 09:00	701.4	623.4	691.1	622.6	1246
04/17/2014 10:00	762.1	677.2	520.3	467.9	1145.1
04/17/2014 11:00	834.4	742.7	1102.3	991.4	1734.1
04/17/2014 12:00	776.4	691.3	763.5	686.3	1377.6
04/17/2014 13:00	750.8	667.1	497.8	447.6	1114.7
04/17/2014 14:00	750.5	666.6	626.6	563.8	1230.4
04/17/2014 15:00	747.7	664.5	883.7	794.5	1459
04/17/2014 16:00	770.6	685.9	838.4	755.3	1441.2
04/17/2014 17:00	777.2	690.9	755.7	680.5	1371.4
04/17/2014 18:00	794.6	706.1	754.9	679	1385.1
04/17/2014 19:00	790.3	702.7	757.2	681.3	1384
04/17/2014 20:00	752.8	668.8	765.4	688	1356.8
04/17/2014 21:00	742.4	659.5	744.3	669.3	1328.8
04/17/2014 22:00	657.9	584.9	649.9	584.9	1169.8
04/17/2014 23:00	642.7	571.6	537.6	484.4	1056
04/18/2014 00:00	751.4	668	313.3	282.2	950.2
04/18/2014 01:00	687.2	611.9	149.6	135.1	747
04/18/2014 02:00	762.7	679	0	0	679
04/18/2014 03:00	695.5	618.8	0	0	618.8
04/18/2014 04:00	745.7	663	0	0	663
04/18/2014 05:00	734.7	654	0	0	654
04/18/2014 06:00	971.3	863.8	0	0	863.8
04/18/2014 07:00	942	838.3	0	0	838.3
04/18/2014 08:00	502	446.2	0	0	446.2
04/18/2014 09:00	974.1	866.7	0	0	866.7
04/18/2014 10:00	956.6	851.5	0	0	851.5
04/18/2014 11:00	666.3	592.4	0	0	592.4
04/18/2014 12:00	673.6	599	0	0	599
04/18/2014 13:00	698.3	621	0	0	621
04/18/2014 14:00	740.8	659.4	0	0	659.4
04/18/2014 15:00	644.7	573.6	0	0	573.6
04/18/2014 16:00	899.3	799	0	0	799
04/18/2014 17:00	577.7	514.2	0	0	514.2
04/18/2014 18:00	558.3	495.7	0	0	495.7
04/18/2014 19:00	609.2	542.6	0	0	542.6
04/18/2014 20:00	606.1	598.9	0	0	598.9
04/18/2014 21:00	822.3	812.6	0	0	812.6
04/18/2014 22:00	992.9	981.1	0	0	981.1
04/18/2014 23:00	1264.5	1249.5	0	0	1249.5
04/19/2014 00:00	1111.9	1098.7	0	0	1098.7
04/19/2014 01:00	872.8	0	0	0	0
04/19/2014 02:00	823.8	0	0	0	0
04/19/2014 03:00	930.8	0	0	0	0
04/19/2014 04:00	994.1	0	0	0	0
04/19/2014 05:00	741.9	0	0	0	0
04/19/2014 06:00	567.1	0	0	0	0
04/19/2014 07:00	508.1	0	0	0	0
04/19/2014 08:00	451.2	0	0	0	0
04/19/2014 09:00	418.7	0	0	0	0
04/19/2014 10:00	400.6	395.9	0	0	395.9
04/19/2014 11:00	363.9	359.6	0	0	359.6
04/19/2014 12:00	317.4	313.7	0	0	313.7
04/19/2014 13:00	346	341.9	0	0	341.9
04/19/2014 14:00	390.1	385.5	0	0	385.5
04/19/2014 15:00	456.2	450.8	0	0	450.8

	Unit 1 (Part 75 Data)	Unit 1 (Part 60 Data)	Unit 2 (Part 75 Data)	Unit 2 (Part 60 Data)	Units 1&2 Combined
	SO2_LbPerHr	SO2_P60_LbPerHr	SO2_LbPerHr	SO2_P60_LbPerHr	(Part 60 Data)
	1H	1H	1H	1H	
Time	Value	Value	Value	Value	
04/19/2014 16:00	463.3	457.8	0	0	457.8
04/19/2014 17:00	428.6	423.5	0	0	423.5
04/19/2014 18:00	414.6	409.7	0	0	409.7
04/19/2014 19:00	377.9	373.4	0	0	373.4
04/19/2014 20:00	450.1	444.8	0	0	444.8
04/19/2014 21:00	533.3	527	0	0	527
04/19/2014 22:00	477.5	471.8	0	0	471.8
04/19/2014 23:00	546.3	539.8	0	0	539.8
04/20/2014 00:00	705.3	696.9	0	0	696.9
04/20/2014 01:00	624.7	617.3	0	0	617.3
04/20/2014 02:00	646.7	639	0	0	639
04/20/2014 03:00	734	725.3	0	0	725.3
04/20/2014 04:00	816.9	807.2	0	0	807.2
04/20/2014 05:00	735.3	726.6	0	0	726.6
04/20/2014 06:00	791.5	782.2	0	0	782.2
04/20/2014 07:00	996.6	984.7	0	0	984.7
04/20/2014 08:00	781.5	772.2	0	0	772.2
04/20/2014 09:00	656.4	648.6	0	0	648.6
04/20/2014 10:00	466.1	460.6	0	0	460.6
04/20/2014 11:00	489.6	483.8	0	0	483.8
04/20/2014 12:00	587.3	580.4	0	0	580.4
04/20/2014 13:00	574.1	567.3	0	0	567.3
04/20/2014 14:00	430.4	425.3	0	0	425.3
04/20/2014 15:00	487.3	481.6	0	0	481.6
04/20/2014 16:00	646.2	638.5	0	0	638.5
04/20/2014 17:00	578.5	571.6	0	0	571.6
04/20/2014 18:00	527.6	521.3	0	0	521.3
04/20/2014 19:00	567.6	560.9	0	0	560.9
04/20/2014 20:00	957.5	946.1	0	0	946.1
04/20/2014 21:00	704.7	696.4	0	0	696.4
04/20/2014 22:00	394.2	389.5	0	0	389.5
04/20/2014 23:00	273.1	269.9	0	0	269.9
04/21/2014 00:00	392.6	387.9	0	0	387.9
04/21/2014 01:00	596	589	0	0	589
04/21/2014 02:00	455.3	449.9	0	0	449.9
04/21/2014 03:00	610.5	603.2	0	0	603.2
04/21/2014 04:00	785	775.7	0	0	775.7
04/21/2014 05:00	606.2	599	0	0	599
04/21/2014 06:00	542.2	535.7	0	0	535.7
04/21/2014 07:00	554.4	547.8	0	0	547.8
04/21/2014 08:00	581.9	575	0	0	575
04/21/2014 09:00	604.5	597.3	0	0	597.3
04/21/2014 10:00	595.8	588.8	0	0	588.8
04/21/2014 11:00	615.5	608.2	0	0	608.2
04/21/2014 12:00	674	666	0	0	666
04/21/2014 13:00	940.9	929.7	0	0	929.7
04/21/2014 14:00	857.5	847.3	0	0	847.3
04/21/2014 15:00	733.9	725.2	0	0	725.2
04/21/2014 16:00	736.3	727.5	0	0	727.5
04/21/2014 17:00	793.7	784.3	0	0	784.3
04/21/2014 18:00	753.4	744.4	0	0	744.4
04/21/2014 19:00	748.5	739.6	0	0	739.6
04/21/2014 20:00	745.4	736.6	0	0	736.6
04/21/2014 21:00	691.6	683.4	0	0	683.4
04/21/2014 22:00	662.5	654.6	0	0	654.6
04/21/2014 23:00	553.3	546.7	0	0	546.7
04/22/2014 00:00	564	557.3	0	0	557.3
04/22/2014 01:00	497.9	492	0	0	492
04/22/2014 02:00	488.8	483	0	0	483
04/22/2014 03:00	558.5	551.9	0	0	551.9
04/22/2014 04:00	516.3	510.1	0	0	510.1
04/22/2014 05:00	635.6	628.1	0	0	628.1
04/22/2014 06:00	694.1	685.9	0	0	685.9
04/22/2014 07:00	837.4	827.5	0	0	827.5
04/22/2014 08:00	696.1	687.9	0	0	687.9

	Unit 1 (Part 75 Data)	Unit 1 (Part 60 Data)	Unit 2 (Part 75 Data)	Unit 2 (Part 60 Data)	Units 1&2 Combined
	SO2_LbPerHr	SO2_P60_LbPerHr	SO2_LbPerHr	SO2_P60_LbPerHr	(Part 60 Data)
	1H	1H	1H	1H	
Time	Value	Value	Value	Value	
04/22/2014 09:00	657.7	649.9	0	0	649.9
04/22/2014 10:00	787.9	778.5	0	0	778.5
04/22/2014 11:00	804.1	794.6	0	0	794.6
04/22/2014 12:00	699	690.7	0	0	690.7
04/22/2014 13:00	630.4	622.9	0	0	622.9
04/22/2014 14:00	611.4	604.1	0	0	604.1
04/22/2014 15:00	581.6	574.7	0	0	574.7
04/22/2014 16:00	494.9	489	0	0	489
04/22/2014 17:00	650.5	642.8	0	0	642.8
04/22/2014 18:00	715.7	707.2	0	0	707.2
04/22/2014 19:00	653.6	645.9	0	0	645.9
04/22/2014 20:00	676.3	668.3	0	0	668.3
04/22/2014 21:00	682.8	674.7	0	0	674.7
04/22/2014 22:00	684.3	676.2	0	0	676.2
04/22/2014 23:00	907.2	896.5	0	0	896.5
04/23/2014 00:00	1053.5	1041	0	0	1041
04/23/2014 01:00	660.2	0	0	0	0
04/23/2014 02:00	537.8	0	0	0	0
04/23/2014 03:00	665.5	0	0	0	0
04/23/2014 04:00	638.3	0	0	0	0
04/23/2014 05:00	778.4	0	0	0	0
04/23/2014 06:00	714.4	705.9	0	0	705.9
04/23/2014 07:00	683.4	675.3	0	0	675.3
04/23/2014 08:00	718.8	710.3	0	0	710.3
04/23/2014 09:00	782.6	773.3	0	0	773.3
04/23/2014 10:00	766.2	757.1	0	0	757.1
04/23/2014 11:00	747.2	738.4	0	0	738.4
04/23/2014 12:00	753.7	744.8	0	0	744.8
04/23/2014 13:00	752.5	743.6	0	0	743.6
04/23/2014 14:00	796.8	787.4	0	0	787.4
04/23/2014 15:00	733.7	725	0	0	725
04/23/2014 16:00	757.1	748.1	0	0	748.1
04/23/2014 17:00	778.1	768.9	0	0	768.9
04/23/2014 18:00	731.9	723.2	0	0	723.2
04/23/2014 19:00	743.9	735.1	0	0	735.1
04/23/2014 20:00	740.9	732.1	0	0	732.1
04/23/2014 21:00	725.2	716.6	0	0	716.6
04/23/2014 22:00	749.1	740.3	0	0	740.3
04/23/2014 23:00	639.5	631.9	0	0	631.9
04/24/2014 00:00	694.2	685.9	0	0	685.9
04/24/2014 01:00	613.4	606.1	0	0	606.1
04/24/2014 02:00	651.4	643.7	0	0	643.7
04/24/2014 03:00	727.3	718.6	0	0	718.6
04/24/2014 04:00	728.9	720.2	0	0	720.2
04/24/2014 05:00	648.7	641	0	0	641
04/24/2014 06:00	701.1	692.8	0	0	692.8
04/24/2014 07:00	801.1	791.6	0	0	791.6
04/24/2014 08:00	1015.8	1003.8	0	0	1003.8
04/24/2014 09:00	964.4	953	0	0	953
04/24/2014 10:00	824.6	814.8	0	0	814.8
04/24/2014 11:00	787.7	778.4	0	0	778.4
04/24/2014 12:00	898.3	887.6	0	0	887.6
04/24/2014 13:00	712.5	704.1	0	0	704.1
04/24/2014 14:00	684.6	676.5	0	0	676.5
04/24/2014 15:00	717	708.5	0	0	708.5
04/24/2014 16:00	730.9	722.2	0	0	722.2
04/24/2014 17:00	690.1	681.9	0	0	681.9
04/24/2014 18:00	711.1	702.6	0	0	702.6
04/24/2014 19:00	699.8	691.5	0	0	691.5
04/24/2014 20:00	686.1	678	0	0	678
04/24/2014 21:00	671.5	663.6	0	0	663.6
04/24/2014 22:00	688.9	680.7	5.7	4.8	685.5
04/24/2014 23:00	591.2	584.2	35.7	32.3	616.5
04/25/2014 00:00	625.8	618.4	137.9	124.2	742.6
04/25/2014 01:00	532.6	526.3	166.7	150.2	676.5

	Unit 1 (Part 75 Data)	Unit 1 (Part 60 Data)	Unit 2 (Part 75 Data)	Unit 2 (Part 60 Data)	Units 1&2 Combined
	SO2_LbPerHr	SO2_P60_LbPerHr	SO2_LbPerHr	SO2_P60_LbPerHr	(Part 60 Data)
	1H	1H	1H	1H	
Time	Value	Value	Value	Value	
04/25/2014 02:00	590.8	583.8	143.2	129.6	713.4
04/25/2014 03:00	648.7	641	370.3	334	975
04/25/2014 04:00	695.7	687.5	346.7	311.5	999
04/25/2014 05:00	755.9	746.9	289.2	260	1006.9
04/25/2014 06:00	715.9	707.4	290.2	261	968.4
04/25/2014 07:00	641.1	633.5	467.4	420.8	1054.3
04/25/2014 08:00	691.7	0	818.7	737.4	737.4
04/25/2014 09:00	795.9	762.3	492.3	443.6	1205.9
04/25/2014 10:00	705.4	697	414.6	373.9	1070.9
04/25/2014 11:00	734.9	726.2	419	376.3	1102.5
04/25/2014 12:00	718.8	710.2	536.6	483.5	1193.7
04/25/2014 13:00	732.4	723.8	567.5	511.2	1235
04/25/2014 14:00	708.5	700.1	524.9	472.5	1172.6
04/25/2014 15:00	706.7	698.3	536.4	483.6	1181.9
04/25/2014 16:00	787.5	778.2	480.4	431.5	1209.7
04/25/2014 17:00	732.4	723.8	426.2	383.6	1107.4
04/25/2014 18:00	762.1	753	498.8	448.3	1201.3
04/25/2014 19:00	688.6	680.4	630.1	567.5	1247.9
04/25/2014 20:00	741.2	732.4	798.5	718.1	1450.5
04/25/2014 21:00	533.7	527.4	664.9	598.2	1125.6
04/25/2014 22:00	341.2	337.1	572.6	514.7	851.8
04/25/2014 23:00	239.6	236.8	402.7	362	598.8
04/26/2014 00:00	283.3	279.9	522.8	471.2	751.1
04/26/2014 01:00	391.2	386.6	549.8	494.6	881.2
04/26/2014 02:00	375.6	371.1	493	443.5	814.6
04/26/2014 03:00	513.3	507.2	549.4	493.8	1001
04/26/2014 04:00	533	526.7	578.8	521.5	1048.2
04/26/2014 05:00	529.9	523.7	686	616.8	1140.5
04/26/2014 06:00	572.6	565.8	651.2	585.9	1151.7
04/26/2014 07:00	689.5	681.3	804.5	724.1	1405.4
04/26/2014 08:00	603.7	596.6	684.2	615.8	1212.4
04/26/2014 09:00	604.6	597.5	708.1	637.3	1234.8
04/26/2014 10:00	651.3	643.6	586.3	527.5	1171.1
04/26/2014 11:00	640.1	632.5	590.7	532	1164.5
04/26/2014 12:00	638.4	630.9	812.4	731	1361.9
04/26/2014 13:00	643	635.4	772	694.4	1329.8
04/26/2014 14:00	651.3	643.6	730.6	657.2	1300.8
04/26/2014 15:00	638.5	631	584.3	525.7	1156.7
04/26/2014 16:00	645.2	637.5	267.5	241.1	878.6
04/26/2014 17:00	633.7	626.2	134.5	121.1	747.3
04/26/2014 18:00	604.3	597.1	0	0	597.1
04/26/2014 19:00	646.9	639.3	0	0	639.3
04/26/2014 20:00	603.6	596.4	0	0	596.4
04/26/2014 21:00	643.1	635.4	0	0	635.4
04/26/2014 22:00	534.7	528.3	0	0	528.3
04/26/2014 23:00	480.7	475	0	0	475
04/27/2014 00:00	519.8	513.7	0	0	513.7
04/27/2014 01:00	466.2	460.6	0	0	460.6
04/27/2014 02:00	429.1	424	0	0	424
04/27/2014 03:00	449.7	444.4	0	0	444.4
04/27/2014 04:00	479.9	474.2	0	0	474.2
04/27/2014 05:00	471.9	466.3	0	0	466.3
04/27/2014 06:00	482.7	477	0	0	477
04/27/2014 07:00	557.5	550.9	0	0	550.9
04/27/2014 08:00	697.5	689.3	0	0	689.3
04/27/2014 09:00	543.6	537.2	0	0	537.2
04/27/2014 10:00	744.1	735.3	0	0	735.3
04/27/2014 11:00	686.9	678.8	0	0	678.8
04/27/2014 12:00	715.3	706.8	0	0	706.8
04/27/2014 13:00	754.7	745.8	0	0	745.8
04/27/2014 14:00	689.9	681.7	0	0	681.7
04/27/2014 15:00	698.3	690	0	0	690
04/27/2014 16:00	718.7	710.2	0	0	710.2
04/27/2014 17:00	691	682.8	0	0	682.8
04/27/2014 18:00	708.5	700.1	0	0	700.1

	Unit 1 (Part 75 Data)	Unit 1 (Part 60 Data)	Unit 2 (Part 75 Data)	Unit 2 (Part 60 Data)	Units 1&2 Combined
	SO2_LbPerHr	SO2_P60_LbPerHr	SO2_LbPerHr	SO2_P60_LbPerHr	(Part 60 Data)
	1H	1H	1H	1H	
Time	Value	Value	Value	Value	
04/27/2014 19:00	724.3	715.7	0	0	715.7
04/27/2014 20:00	728.1	719.4	0	0	719.4
04/27/2014 21:00	741.8	733	0	0	733
04/27/2014 22:00	482.9	477.2	0	0	477.2
04/27/2014 23:00	503.5	497.6	0	0	497.6
04/28/2014 00:00	549.6	0	0	0	0
04/28/2014 01:00	551.2	0	0	0	0
04/28/2014 02:00	528.7	0	0	0	0
04/28/2014 03:00	564	0	0	0	0
04/28/2014 04:00	636	0	0	0	0
04/28/2014 05:00	633.9	0	0	0	0
04/28/2014 06:00	771.5	0	0	0	0
04/28/2014 07:00	797.2	0	0	0	0
04/28/2014 08:00	714	0	0	0	0
04/28/2014 09:00	717.5	709	0	0	709
04/28/2014 10:00	742.2	733.3	0	0	733.3
04/28/2014 11:00	771.9	762.7	0	0	762.7
04/28/2014 12:00	789.3	779.9	0	0	779.9
04/28/2014 13:00	755.8	746.9	0	0	746.9
04/28/2014 14:00	762.7	753.6	0	0	753.6
04/28/2014 15:00	767.3	758.2	0	0	758.2
04/28/2014 16:00	740.6	731.8	0	0	731.8
04/28/2014 17:00	726.3	717.7	0	0	717.7
04/28/2014 18:00	758.2	749.2	0	0	749.2
04/28/2014 19:00	732	723.3	0	0	723.3
04/28/2014 20:00	732.9	724.2	0	0	724.2
04/28/2014 21:00	734.8	726.1	0	0	726.1
04/28/2014 22:00	669.5	661.6	0	0	661.6
04/28/2014 23:00	568	561.3	0	0	561.3
04/29/2014 00:00	628.2	620.7	0	0	620.7
04/29/2014 01:00	498	492.1	0	0	492.1
04/29/2014 02:00	541.8	535.4	0	0	535.4
04/29/2014 03:00	539.7	533.3	0	0	533.3
04/29/2014 04:00	578.2	571.4	0	0	571.4
04/29/2014 05:00	708.4	700	0	0	700
04/29/2014 06:00	731.8	723.1	0	0	723.1
04/29/2014 07:00	629.1	621.6	0	0	621.6
04/29/2014 08:00	566.8	560.1	0	0	560.1
04/29/2014 09:00	603.1	596	0	0	596
04/29/2014 10:00	632.1	624.6	0	0	624.6
04/29/2014 11:00	674.5	666.5	0	0	666.5
04/29/2014 12:00	700.4	692.1	0	0	692.1
04/29/2014 13:00	684.1	676	0	0	676
04/29/2014 14:00	718	709.5	0	0	709.5
04/29/2014 15:00	747.2	738.4	0	0	738.4
04/29/2014 16:00	746.4	737.6	0	0	737.6
04/29/2014 17:00	714.3	705.9	0	0	705.9
04/29/2014 18:00	722.3	713.7	0	0	713.7
04/29/2014 19:00	740.6	731.9	0	0	731.9
04/29/2014 20:00	759.9	750.9	0	0	750.9
04/29/2014 21:00	767.9	758.8	0	0	758.8
04/29/2014 22:00	720.8	712.2	0	0	712.2
04/29/2014 23:00	600.6	593.4	0	0	593.4
04/30/2014 00:00	511.3	505.3	0	0	505.3
04/30/2014 01:00	642.8	635.2	0	0	635.2
04/30/2014 02:00	501.8	495.8	0	0	495.8
04/30/2014 03:00	528.5	522.2	0	0	522.2
04/30/2014 04:00	538.9	532.5	0	0	532.5
04/30/2014 05:00	676.4	668.4	0	0	668.4
04/30/2014 06:00	831.1	821.3	0	0	821.3
04/30/2014 07:00	683.5	675.4	0	0	675.4
04/30/2014 08:00	614.4	607.1	0	0	607.1
04/30/2014 09:00	612.2	604.9	0	0	604.9
04/30/2014 10:00	829.1	819.3	40.1	0	819.3
04/30/2014 11:00	706.1	697.7	0	0	697.7

	Unit 1 (Part 75 Data)	Unit 1 (Part 60 Data)	Unit 2 (Part 75 Data)	Unit 2 (Part 60 Data)	Units 1&2 Combined
	SO2_LbPerHr	SO2_P60_LbPerHr	SO2_LbPerHr	SO2_P60_LbPerHr	(Part 60 Data)
	1H	1H	1H	1H	
Time	Value	Value	Value	Value	
04/30/2014 12:00	665.2	657.3	0	0	657.3
04/30/2014 13:00	704.6	696.2	3.6	3.6	699.8
04/30/2014 14:00	685.6	677.4	8.2	7.3	684.7
04/30/2014 15:00	786.8	777.5	10.8	9.9	787.4
04/30/2014 16:00	709	700.6	18.1	16.3	716.9
04/30/2014 17:00	683.9	675.8	38.2	34.6	710.4
04/30/2014 18:00	712.9	704.4	70.3	63	767.4
04/30/2014 19:00	739.6	730.8	132.9	119.9	850.7
04/30/2014 20:00	721.3	712.8	138.5	124.6	837.4
04/30/2014 21:00	679.1	671	242.8	218.6	889.6
04/30/2014 22:00	679.7	671.6	20.4	18.6	690.2
04/30/2014 23:00	680.7	672.6	12.1	11.2	683.8
05/01/2014 00:00	774.4	765.2	15	13.1	778.3
05/01/2014 01:00	682	673.9	59.4	53.9	727.8
05/01/2014 02:00	712.4	703.9	199.7	179.2	883.1
05/01/2014 03:00	710.8	702.3	691.4	622.1	1324.4
05/01/2014 04:00	711.9	703.5	530.7	478	1181.5
05/01/2014 05:00	913.5	902.7	488.5	440	1342.7
05/01/2014 06:00	739.9	731.1	565.6	509.8	1240.9
05/01/2014 07:00	683.9	675.8	725.7	653.9	1329.7
05/01/2014 08:00	674.6	666.6	567	510.5	1177.1
05/01/2014 09:00	697.8	689.6	646.5	582.4	1272
05/01/2014 10:00	658	650.2	508.2	457	1107.2
05/01/2014 11:00	694.5	686.3	498.2	447.6	1133.9
05/01/2014 12:00	681.7	673.6	682.2	614	1287.6
05/01/2014 13:00	832.9	823	772	694.2	1517.2
05/01/2014 14:00	649.2	641.5	748.2	672.8	1314.3
05/01/2014 15:00	812.8	803.2	590.7	531.6	1334.8
05/01/2014 16:00	770.9	761.7	651.2	585.5	1347.2
05/01/2014 17:00	730	721.4	644.8	579.5	1300.9
05/01/2014 18:00	730.8	722.1	685.1	616.4	1338.5
05/01/2014 19:00	791.3	782	713.6	643	1425
05/01/2014 20:00	745.3	736.4	708.2	637.4	1373.8
05/01/2014 21:00	580.6	573.8	640.2	576.6	1150.4
05/01/2014 22:00	549.7	543.1	543.7	488.8	1031.9
05/01/2014 23:00	623.4	616	520.9	468.4	1084.4
05/02/2014 00:00	497	491.1	577.9	520.5	1011.6
05/02/2014 01:00	502.5	496.5	507.9	456.7	953.2
05/02/2014 02:00	493.5	487.7	506.1	456	943.7
05/02/2014 03:00	521.2	515	552.7	497.4	1012.4
05/02/2014 04:00	527.1	520.8	557.5	502.4	1023.2
05/02/2014 05:00	684.2	676.1	649.7	584.9	1261
05/02/2014 06:00	721.7	713.1	803.2	722.3	1435.4
05/02/2014 07:00	729.2	720.6	741.8	668.2	1388.8
05/02/2014 08:00	717.2	708.7	696.4	626.3	1335
05/02/2014 09:00	769.4	760.3	707.3	637.2	1397.5
05/02/2014 10:00	722.1	713.5	671.8	603.8	1317.3
05/02/2014 11:00	736.7	728	712.8	640.7	1368.7
05/02/2014 12:00	754	745	750.2	675.6	1420.6
05/02/2014 13:00	680.9	672.8	680.2	612.2	1285
05/02/2014 14:00	584.5	577.5	783.4	705	1282.5
05/02/2014 15:00	962.4	951	962.3	865.7	1816.7
05/02/2014 16:00	710.6	702.2	800.4	719.9	1422.1
05/02/2014 17:00	724.2	715.6	737.7	663.3	1378.9
05/02/2014 18:00	782.8	773.5	813.3	732.2	1505.7
05/02/2014 19:00	737.5	728.8	772.1	695.3	1424.1
05/02/2014 20:00	771.5	762.4	813	732.4	1494.8
05/02/2014 21:00	746.9	738.1	852.6	768	1506.1
05/02/2014 22:00	766.3	757.2	807.7	727.4	1484.6
05/02/2014 23:00	561.2	554.5	514.7	463.1	1017.6
05/03/2014 00:00	635.9	628.4	555.5	499.9	1128.3
05/03/2014 01:00	580.1	573.2	690.3	621.6	1194.8
05/03/2014 02:00	509.8	503.8	551.3	495.9	999.7
05/03/2014 03:00	571.1	564.4	610.5	549.6	1114
05/03/2014 04:00	520.4	514.2	612.9	550.9	1065.1

	Unit 1 (Part 75 Data)	Unit 1 (Part 60 Data)	Unit 2 (Part 75 Data)	Unit 2 (Part 60 Data)	Units 1&2 Combined
	SO2_LbPerHr	SO2_P60_LbPerHr	SO2_LbPerHr	SO2_P60_LbPerHr	(Part 60 Data)
	1H	1H	1H	1H	
Time	Value	Value	Value	Value	
05/03/2014 05:00	538	531.6	638.5	574.8	1106.4
05/03/2014 06:00	564.4	557.7	634.2	571.1	1128.8
05/03/2014 07:00	668.9	660.9	832.6	749.5	1410.4
05/03/2014 08:00	633	625.5	1019.9	917.7	1543.2
05/03/2014 09:00	642.1	634.5	721.1	649.7	1284.2
05/03/2014 10:00	665.2	657.3	783.8	704.7	1362
05/03/2014 11:00	646.6	638.9	818.9	736.3	1375.2
05/03/2014 12:00	667.3	659.4	736.2	662.9	1322.3
05/03/2014 13:00	636.1	628.6	711.7	640.1	1268.7
05/03/2014 14:00	652.7	645	678.3	609.7	1254.7
05/03/2014 15:00	645.4	637.7	715.2	643.7	1281.4
05/03/2014 16:00	679.5	671.4	794.3	714.5	1385.9
05/03/2014 17:00	649.8	642.1	1165.7	1049	1691.1
05/03/2014 18:00	575.6	568.8	889.8	801.1	1369.9
05/03/2014 19:00	649.7	642	833.4	750.1	1392.1
05/03/2014 20:00	650.8	643.1	939.5	845.2	1488.3
05/03/2014 21:00	647.5	639.8	652.4	587.4	1227.2
05/03/2014 22:00	537.4	531	523.2	470.1	1001.1
05/03/2014 23:00	496.8	490.9	521.3	469	959.9
05/04/2014 00:00	492.5	486.6	497.7	448.4	935
05/04/2014 01:00	497.3	491.4	514.5	463.5	954.9
05/04/2014 02:00	489.3	483.5	502.2	451.7	935.2
05/04/2014 03:00	539	532.6	578.2	520.1	1052.7
05/04/2014 04:00	489.8	484	429.4	386	870
05/04/2014 05:00	500.3	494.4	572.1	515.6	1010
05/04/2014 06:00	531.3	525	574.9	517.8	1042.8
05/04/2014 07:00	583	576.1	731.6	657.8	1233.9
05/04/2014 08:00	653.2	645.4	709.4	639	1284.4
05/04/2014 09:00	757	748.1	704	632.9	1381
05/04/2014 10:00	698.8	690.5	878.3	789.7	1480.2
05/04/2014 11:00	699.6	691.3	794.3	715.5	1406.8
05/04/2014 12:00	648.9	641.2	782.9	705.4	1346.6
05/04/2014 13:00	623.9	616.5	820.2	738.4	1354.9
05/04/2014 14:00	678.5	670.5	845.6	761.2	1431.7
05/04/2014 15:00	609.8	602.6	812.6	731.9	1334.5
05/04/2014 16:00	642.5	634.9	814.5	733.6	1368.5
05/04/2014 17:00	630.3	622.9	773.2	696.3	1319.2
05/04/2014 18:00	697.2	688.9	758.4	681.7	1370.6
05/04/2014 19:00	486.7	480.9	746	671.4	1152.3
05/04/2014 20:00	473.6	468	635.7	572.6	1040.6
05/04/2014 21:00	821.5	811.8	625.7	562.3	1374.1
05/04/2014 22:00	539.4	533	573.7	516	1049
05/04/2014 23:00	782.7	773.4	431.7	389.3	1162.7
05/05/2014 00:00	545.1	0	418.8	377.5	377.5
05/05/2014 01:00	506.1	0	145.6	130.9	130.9
05/05/2014 02:00	507.7	0	113.9	102.8	102.8
05/05/2014 03:00	515.7	0	175.7	158.5	158.5
05/05/2014 04:00	522.1	0	242	218	218
05/05/2014 05:00	555.3	0	344.3	310.6	310.6
05/05/2014 06:00	566.5	559.8	688.2	619.9	1179.7
05/05/2014 07:00	569.1	562.4	542.9	488.6	1051
05/05/2014 08:00	613.7	606.4	729.4	656.2	1262.6
05/05/2014 09:00	625.9	618.5	709.3	639.2	1257.7
05/05/2014 10:00	612.1	604.9	620.2	558.4	1163.3
05/05/2014 11:00	614.4	607.1	657.1	591.2	1198.3
05/05/2014 12:00	744.7	735.8	709.5	637.9	1373.7
05/05/2014 13:00	685.4	677.3	651.2	586.7	1264
05/05/2014 14:00	678.6	670.5	652.8	586.9	1257.4
05/05/2014 15:00	702.4	694.1	664.2	598.3	1292.4
05/05/2014 16:00	695.8	687.6	706.4	636.6	1324.2
05/05/2014 17:00	695.4	687.1	650.4	584.8	1271.9
05/05/2014 18:00	694.4	686.2	700.5	630.9	1317.1
05/05/2014 19:00	700.1	691.8	696.4	626.5	1318.3
05/05/2014 20:00	716	707.5	709	637.5	1345
05/05/2014 21:00	682.9	674.8	746.8	671.5	1346.3

	Unit 1 (Part 75 Data)	Unit 1 (Part 60 Data)	Unit 2 (Part 75 Data)	Unit 2 (Part 60 Data)	Units 1&2 Combined
	SO2_LbPerHr	SO2_P60_LbPerHr	SO2_LbPerHr	SO2_P60_LbPerHr	(Part 60 Data)
	1H	1H	1H	1H	
Time	Value	Value	Value	Value	
05/05/2014 22:00	536	529.6	584.1	525.7	1055.3
05/05/2014 23:00	561.1	554.5	406.5	366.4	920.9
05/06/2014 00:00	459.3	453.8	628.2	565.5	1019.3
05/06/2014 01:00	463.5	458	591.8	532.7	990.7
05/06/2014 02:00	469.4	463.8	540.6	486.2	950
05/06/2014 03:00	543	536.6	634.6	571	1107.6
05/06/2014 04:00	550.3	543.7	688	619.6	1163.3
05/06/2014 05:00	512.2	506.2	612.7	551.6	1057.8
05/06/2014 06:00	564.9	558.2	688.8	619.8	1178
05/06/2014 07:00	601.2	594.1	903.1	812.4	1406.5
05/06/2014 08:00	703.2	694.9	762.2	685.2	1380.1
05/06/2014 09:00	599	591.9	699.2	629.5	1221.4
05/06/2014 10:00	502.9	496.9	734.4	660.3	1157.2
05/06/2014 11:00	320	316.2	736.1	662.7	978.9
05/06/2014 12:00	300.5	297	784.8	705.5	1002.5
05/06/2014 13:00	388.9	384.3	797.7	718.3	1102.6
05/06/2014 14:00	553.2	546.6	748.8	673.7	1220.3
05/06/2014 15:00	743.7	734.9	714.4	643.6	1378.5
05/06/2014 16:00	687.8	679.6	727.1	654.4	1334
05/06/2014 17:00	611.3	604	753.1	678.2	1282.2
05/06/2014 18:00	586.7	579.7	744.6	669.5	1249.2
05/06/2014 19:00	661.1	653.3	751.5	676.4	1329.7
05/06/2014 20:00	584.9	578	751.7	676.7	1254.7
05/06/2014 21:00	415.2	410.3	482.1	434.7	845
05/06/2014 22:00	554.3	547.7	417.7	375.2	922.9
05/06/2014 23:00	414.9	410	599.5	539.2	949.2
05/07/2014 00:00	416.7	411.8	529.3	476.3	888.1
05/07/2014 01:00	374.1	369.7	470.1	423.6	793.3
05/07/2014 02:00	398.7	393.9	526	473.2	867.1
05/07/2014 03:00	439.8	434.6	539.5	485.4	920
05/07/2014 04:00	325	321.2	651.3	586.2	907.4
05/07/2014 05:00	515.1	509	609	548.6	1057.6
05/07/2014 06:00	592.6	585.6	936.9	843	1428.6
05/07/2014 07:00	533.8	527.5	741	666.5	1194
05/07/2014 08:00	505.9	499.9	668.4	602.4	1102.3
05/07/2014 09:00	461	455.5	745.6	671.3	1126.8
05/07/2014 10:00	1456.3	1439.1	833.4	750.7	2189.8
05/07/2014 11:00	250.9	248	1002.6	902.7	1150.7
05/07/2014 12:00	166.4	164.4	757.8	682.9	847.3
05/07/2014 13:00	144.3	142.6	665.8	599	741.6
05/07/2014 14:00	175.2	173.1	596.7	536.8	709.9
05/07/2014 15:00	378.7	374.2	645.9	581.9	956.1
05/07/2014 16:00	625.4	618	738.9	664.6	1282.6
05/07/2014 17:00	555.9	549.3	765.7	689.2	1238.5
05/07/2014 18:00	597.9	590.8	726.4	653.9	1244.7
05/07/2014 19:00	623.6	616.2	709.7	639.3	1255.5
05/07/2014 20:00	584.2	577.3	748.3	673.5	1250.8
05/07/2014 21:00	604.2	597	679.7	611.7	1208.7
05/07/2014 22:00	482.1	476.4	470.7	423.1	899.5
05/07/2014 23:00	593.1	586	296.7	266.7	852.7
05/08/2014 00:00	400.4	0	226.6	204.5	204.5
05/08/2014 01:00	403.9	399.1	349.5	314.6	713.7
05/08/2014 02:00	396.9	392.2	509	458	850.2
05/08/2014 03:00	393.1	388.5	497.8	448.2	836.7
05/08/2014 04:00	469.3	463.8	505.4	455	918.8
05/08/2014 05:00	541.9	535.5	695.4	625.3	1160.8
05/08/2014 06:00	594.9	587.8	747.9	673.3	1261.1
05/08/2014 07:00	587.3	580.3	841.3	757.9	1338.2
05/08/2014 08:00	610.1	602.9	934.4	841	1443.9
05/08/2014 09:00	570.7	563.9	757.7	682.2	1246.1
05/08/2014 10:00	595.5	588.4	669.1	603	1191.4
05/08/2014 11:00	607.7	600.5	656.6	590.1	1190.6
05/08/2014 12:00	627.9	620.5	749.2	674.7	1295.2
05/08/2014 13:00	603.4	596.3	868.1	780.9	1377.2
05/08/2014 14:00	608.3	601.1	826.7	743.8	1344.9

	Unit 1 (Part 75 Data)	Unit 1 (Part 60 Data)	Unit 2 (Part 75 Data)	Unit 2 (Part 60 Data)	Units 1&2 Combined
	SO2_LbPerHr	SO2_P60_LbPerHr	SO2_LbPerHr	SO2_P60_LbPerHr	(Part 60 Data)
	1H	1H	1H	1H	
Time	Value	Value	Value	Value	
05/08/2014 15:00	624.7	617.3	754.1	679.5	1296.8
05/08/2014 16:00	594.7	587.6	699.1	628.9	1216.5
05/08/2014 17:00	438.8	433.6	741.1	666.8	1100.4
05/08/2014 18:00	517.8	511.7	785	706.5	1218.2
05/08/2014 19:00	713.4	704.9	806.5	725.9	1430.8
05/08/2014 20:00	587	580.1	787.2	708.5	1288.6
05/08/2014 21:00	561.1	554.4	747.9	673.5	1227.9
05/08/2014 22:00	643.3	635.6	720.5	648.3	1283.9
05/08/2014 23:00	569.6	562.9	501.8	451.8	1014.7
05/09/2014 00:00	334.3	330.3	197.9	178.8	509.1
05/09/2014 01:00	421.4	416.4	237.4	213.1	629.5
05/09/2014 02:00	402.9	398.1	466.1	420.1	818.2
05/09/2014 03:00	460.4	455	541.7	488.1	943.1
05/09/2014 04:00	447.6	442.3	465.9	419.4	861.7
05/09/2014 05:00	514.5	508.4	648.4	583.1	1091.5
05/09/2014 06:00	522.5	516.3	774	696.3	1212.6
05/09/2014 07:00	674.6	666.6	946.7	852.6	1519.2
05/09/2014 08:00	490.4	484.6	765.1	688.4	1173
05/09/2014 09:00	598.3	591.2	664	597.2	1188.4
05/09/2014 10:00	634	626.5	622.9	560.4	1186.9
05/09/2014 11:00	591.4	584.3	685.4	616.8	1201.1
05/09/2014 12:00	596.5	589.5	797.1	718.2	1307.7
05/09/2014 13:00	602.2	595	804.4	723.1	1318.1
05/09/2014 14:00	602.3	595.2	745.5	670.5	1265.7
05/09/2014 15:00	630	622.5	710.1	639.1	1261.6
05/09/2014 16:00	611.4	604.2	713.7	642.5	1246.7
05/09/2014 17:00	542.9	536.5	677.6	609.6	1146.1
05/09/2014 18:00	498.6	492.7	812.8	731.9	1224.6
05/09/2014 19:00	650.2	642.5	867.5	779.9	1422.4
05/09/2014 20:00	642.6	635	578.3	520.6	1155.6
05/09/2014 21:00	487.3	481.6	168.5	151.5	633.1
05/09/2014 22:00	492	486.2	185.1	166.7	652.9
05/09/2014 23:00	489.5	483.6	234.1	210.8	694.4
05/10/2014 00:00	442	436.8	0	0	436.8
05/10/2014 01:00	406.1	401.3	0	0	401.3
05/10/2014 02:00	396.7	392	0	0	392
05/10/2014 03:00	419.8	414.8	0	0	414.8
05/10/2014 04:00	415.7	410.8	0	0	410.8
05/10/2014 05:00	414.3	409.4	0	0	409.4
05/10/2014 06:00	427.7	422.6	0	0	422.6
05/10/2014 07:00	429	423.9	0	0	423.9
05/10/2014 08:00	464.6	459.1	0	0	459.1
05/10/2014 09:00	542.8	536.4	0	0	536.4
05/10/2014 10:00	488.7	482.9	0	0	482.9
05/10/2014 11:00	523.1	516.9	0	0	516.9
05/10/2014 12:00	490.9	485.1	0	0	485.1
05/10/2014 13:00	472.8	467.2	0	0	467.2
05/10/2014 14:00	538.4	532	0	0	532
05/10/2014 15:00	458.4	453	0	0	453
05/10/2014 16:00	530.9	524.6	0	0	524.6
05/10/2014 17:00	428.4	423.3	0	0	423.3
05/10/2014 18:00	498.8	492.8	0	0	492.8
05/10/2014 19:00	639.7	632.1	0	0	632.1
05/10/2014 20:00	482.3	476.6	0	0	476.6
05/10/2014 21:00	475.2	469.6	0	0	469.6
05/10/2014 22:00	445	439.8	0	0	439.8
05/10/2014 23:00	382.4	377.9	0	0	377.9
05/11/2014 00:00	330.2	326.3	0	0	326.3
05/11/2014 01:00	352.3	348.2	0	0	348.2
05/11/2014 02:00	314.1	310.4	0	0	310.4
05/11/2014 03:00	323.8	320	0	0	320
05/11/2014 04:00	317.9	314.1	0	0	314.1
05/11/2014 05:00	320.8	317	0	0	317
05/11/2014 06:00	385.3	380.7	0	0	380.7
05/11/2014 07:00	408.7	403.8	0	0	403.8

	Unit 1 (Part 75 Data)	Unit 1 (Part 60 Data)	Unit 2 (Part 75 Data)	Unit 2 (Part 60 Data)	Units 1&2 Combined
	SO2_LbPerHr	SO2_P60_LbPerHr	SO2_LbPerHr	SO2_P60_LbPerHr	(Part 60 Data)
	1H	1H	1H	1H	
Time	Value	Value	Value	Value	
05/11/2014 08:00	484.6	478.9	0	0	478.9
05/11/2014 09:00	221.3	218.7	0	0	218.7
05/11/2014 10:00	444.4	439.2	0	0	439.2
05/11/2014 11:00	443.2	437.9	0	0	437.9
05/11/2014 12:00	484.6	478.9	0	0	478.9
05/11/2014 13:00	496.5	490.6	0	0	490.6
05/11/2014 14:00	594.9	587.8	0	0	587.8
05/11/2014 15:00	542.1	535.7	0	0	535.7
05/11/2014 16:00	494.8	488.9	0	0	488.9
05/11/2014 17:00	572.7	565.9	0	0	565.9
05/11/2014 18:00	587.1	580.1	0	0	580.1
05/11/2014 19:00	422.5	417.5	0	0	417.5
05/11/2014 20:00	671.6	663.6	0	0	663.6
05/11/2014 21:00	491.1	485.3	0	0	485.3
05/11/2014 22:00	406	401.2	0	0	401.2
05/11/2014 23:00	478.2	472.5	0	0	472.5
05/12/2014 00:00	306	302.4	0	0	302.4
05/12/2014 01:00	414	0	0	0	0
05/12/2014 02:00	404.3	0	0	0	0
05/12/2014 03:00	449.3	0	0	0	0
05/12/2014 04:00	405.9	0	0	0	0
05/12/2014 05:00	454.1	0	0	0	0
05/12/2014 06:00	441.1	0	0	0	0
05/12/2014 07:00	503.9	0	0	0	0
05/12/2014 08:00	557.4	0	0	0	0
05/12/2014 09:00	578.8	572	0	0	572
05/12/2014 10:00	567.1	560.4	0	0	560.4
05/12/2014 11:00	511	505	0	0	505
05/12/2014 12:00	619.2	611.8	0	0	611.8
05/12/2014 13:00	578.4	571.6	0	0	571.6
05/12/2014 14:00	569.7	562.9	0	0	562.9
05/12/2014 15:00	594.1	587.1	0	0	587.1
05/12/2014 16:00	598.6	591.5	0	0	591.5
05/12/2014 17:00	561	554.4	0	0	554.4
05/12/2014 18:00	545.1	538.6	0	0	538.6
05/12/2014 19:00	546.9	540.4	0	0	540.4
05/12/2014 20:00	564.4	557.7	0	0	557.7
05/12/2014 21:00	535.1	528.8	0	0	528.8
05/12/2014 22:00	558.4	551.8	0	0	551.8
05/12/2014 23:00	365	360.7	0	0	360.7
05/13/2014 00:00	762.8	753.8	0	0	753.8
05/13/2014 01:00	285.4	0	0	0	0
05/13/2014 02:00	420.9	0	0	0	0
05/13/2014 03:00	240.8	0	0	0	0
05/13/2014 04:00	321.6	0	0	0	0
05/13/2014 05:00	547.9	0	0	0	0
05/13/2014 06:00	438.1	0	0	0	0
05/13/2014 07:00	531.8	0	0	0	0
05/13/2014 08:00	544.1	0	0	0	0
05/13/2014 09:00	503.5	497.6	0	0	497.6
05/13/2014 10:00	576.2	569.4	0	0	569.4
05/13/2014 11:00	524.7	518.5	0	0	518.5
05/13/2014 12:00	602.1	594.9	0	0	594.9
05/13/2014 13:00	605.8	598.6	0	0	598.6
05/13/2014 14:00	596.9	589.8	0	0	589.8
05/13/2014 15:00	578.7	571.8	0	0	571.8
05/13/2014 16:00	669	661.1	0	0	661.1
05/13/2014 17:00	591	584	0	0	584
05/13/2014 18:00	658.5	650.7	0	0	650.7
05/13/2014 19:00	604.2	597.1	0	0	597.1
05/13/2014 20:00	567.2	560.5	0	0	560.5
05/13/2014 21:00	606.8	599.6	0	0	599.6
05/13/2014 22:00	602.4	595.2	0	0	595.2
05/13/2014 23:00	448.3	443	0	0	443
05/14/2014 00:00	505.3	499.3	0	0	499.3

	Unit 1 (Part 75 Data)	Unit 1 (Part 60 Data)	Unit 2 (Part 75 Data)	Unit 2 (Part 60 Data)	Units 1&2 Combined
	SO2_LbPerHr	SO2_P60_LbPerHr	SO2_LbPerHr	SO2_P60_LbPerHr	(Part 60 Data)
	1H	1H	1H	1H	
Time	Value	Value	Value	Value	
05/14/2014 01:00	363.4	359.1	0	0	359.1
05/14/2014 02:00	450.8	445.5	0	0	445.5
05/14/2014 03:00	462.2	456.7	0	0	456.7
05/14/2014 04:00	478.2	472.5	0	0	472.5
05/14/2014 05:00	474.7	469.1	0	0	469.1
05/14/2014 06:00	457.3	451.9	0	0	451.9
05/14/2014 07:00	535.7	529.4	0	0	529.4
05/14/2014 08:00	562.9	556.3	0	0	556.3
05/14/2014 09:00	643.1	635.5	0	0	635.5
05/14/2014 10:00	575	568.2	0	0	568.2
05/14/2014 11:00	562.7	556	0	0	556
05/14/2014 12:00	623.2	615.8	0	0	615.8
05/14/2014 13:00	657	649.2	0	0	649.2
05/14/2014 14:00	611.5	604.3	0	0	604.3
05/14/2014 15:00	607.4	600.2	0	0	600.2
05/14/2014 16:00	642.3	634.7	0	0	634.7
05/14/2014 17:00	611	603.7	0	0	603.7
05/14/2014 18:00	594.4	587.4	0	0	587.4
05/14/2014 19:00	616.2	608.9	0	0	608.9
05/14/2014 20:00	609.2	601.9	0	0	601.9
05/14/2014 21:00	516	509.9	0	0	509.9
05/14/2014 22:00	335	331.1	0	0	331.1
05/14/2014 23:00	439.7	434.5	0	0	434.5
05/15/2014 00:00	365.8	361.5	0	0	361.5
05/15/2014 01:00	256.2	253.2	0	0	253.2
05/15/2014 02:00	70.8	70	0	0	70
05/15/2014 03:00	89.8	88.8	0	0	88.8
05/15/2014 04:00	247.1	244.2	0	0	244.2
05/15/2014 05:00	539.1	532.7	0	0	532.7
05/15/2014 06:00	578.5	571.7	0	0	571.7
05/15/2014 07:00	612.6	605.4	0	0	605.4
05/15/2014 08:00	467	461.5	0	0	461.5
05/15/2014 09:00	569.6	562.9	0	0	562.9
05/15/2014 10:00	644	636.4	0	0	636.4
05/15/2014 11:00	548.3	541.8	0	0	541.8
05/15/2014 12:00	575.7	568.9	0	0	568.9
05/15/2014 13:00	561	554.3	0	0	554.3
05/15/2014 14:00	574.9	568.1	0	0	568.1
05/15/2014 15:00	557.9	551.3	0	0	551.3
05/15/2014 16:00	590.8	583.8	0	0	583.8
05/15/2014 17:00	541.7	535.3	0	0	535.3
05/15/2014 18:00	512.2	506.2	0	0	506.2
05/15/2014 19:00	601.3	594.1	0	0	594.1
05/15/2014 20:00	480.1	474.4	0	0	474.4
05/15/2014 21:00	493.5	487.7	0	0	487.7
05/15/2014 22:00	557.4	550.8	0	0	550.8
05/15/2014 23:00	288.1	284.7	0	0	284.7
05/16/2014 00:00	352.4	348.2	0	0	348.2
05/16/2014 01:00	218.4	215.8	0	0	215.8
05/16/2014 02:00	267.9	264.8	0	0	264.8
05/16/2014 03:00	308.2	304.5	0	0	304.5
05/16/2014 04:00	301.3	297.7	0	0	297.7
05/16/2014 05:00	314	310.3	0	0	310.3
05/16/2014 06:00	603.9	596.8	0	0	596.8
05/16/2014 07:00	631.2	623.7	0	0	623.7
05/16/2014 08:00	450.1	444.8	0	0	444.8
05/16/2014 09:00	645.3	637.7	0	0	637.7
05/16/2014 10:00	590.3	583.3	0	0	583.3
05/16/2014 11:00	509.7	503.7	0	0	503.7
05/16/2014 12:00	591.5	584.5	0	0	584.5
05/16/2014 13:00	581.8	574.9	0	0	574.9
05/16/2014 14:00	652.1	644.3	0	0	644.3
05/16/2014 15:00	553.7	547.2	0	0	547.2
05/16/2014 16:00	623.2	615.8	0	0	615.8
05/16/2014 17:00	644.6	637	0	0	637

	Unit 1 (Part 75 Data)	Unit 1 (Part 60 Data)	Unit 2 (Part 75 Data)	Unit 2 (Part 60 Data)	Units 1&2 Combined
	SO2_LbPerHr	SO2_P60_LbPerHr	SO2_LbPerHr	SO2_P60_LbPerHr	(Part 60 Data)
	1H	1H	1H	1H	
Time	Value	Value	Value	Value	
05/16/2014 18:00	584.2	577.3	0	0	577.3
05/16/2014 19:00	640.7	633.1	0	0	633.1
05/16/2014 20:00	630.6	623.1	0	0	623.1
05/16/2014 21:00	595.3	588.3	0	0	588.3
05/16/2014 22:00	465.3	459.8	0	0	459.8
05/16/2014 23:00	558.4	551.8	0	0	551.8
05/17/2014 00:00	532	525.6	0	0	525.6
05/17/2014 01:00	485.3	479.6	0	0	479.6
05/17/2014 02:00	430.2	425.1	0	0	425.1
05/17/2014 03:00	677.2	669.2	0	0	669.2
05/17/2014 04:00	501.3	495.4	0	0	495.4
05/17/2014 05:00	141.5	139.8	0	0	139.8
05/17/2014 06:00	496.6	490.7	0	0	490.7
05/17/2014 07:00	852.6	842.5	0	0	842.5
05/17/2014 08:00	1328.5	1312.8	0	0	1312.8
05/17/2014 09:00	1186.1	1172	0	0	1172
05/17/2014 10:00	1035.8	1023.5	0	0	1023.5
05/17/2014 11:00	819.2	809.5	0	0	809.5
05/17/2014 12:00	703	694.6	0	0	694.6
05/17/2014 13:00	828.8	818.9	0	0	818.9
05/17/2014 14:00	782.6	773.3	0	0	773.3
05/17/2014 15:00	729.6	721	0	0	721
05/17/2014 16:00	793.6	784.2	0	0	784.2
05/17/2014 17:00	743.1	734.3	0	0	734.3
05/17/2014 18:00	722.4	713.8	0	0	713.8
05/17/2014 19:00	920.8	909.9	0	0	909.9
05/17/2014 20:00	810.3	800.6	0	0	800.6
05/17/2014 21:00	692.6	684.4	0	0	684.4
05/17/2014 22:00	655.4	647.6	0	0	647.6
05/17/2014 23:00	868.1	857.8	0	0	857.8
05/18/2014 00:00	691.9	683.7	0	0	683.7
05/18/2014 01:00	731.4	722.7	0	0	722.7
05/18/2014 02:00	731.2	722.6	0	0	722.6
05/18/2014 03:00	734.3	725.6	1.9	1.9	727.5
05/18/2014 04:00	719.4	710.9	0	0	710.9
05/18/2014 05:00	693.1	684.9	1	1	685.9
05/18/2014 06:00	703	694.6	1.9	1.9	696.5
05/18/2014 07:00	744.5	735.7	7.8	6.8	742.5
05/18/2014 08:00	696.1	687.8	17.4	15.4	703.2
05/18/2014 09:00	700.6	692.3	16.4	14.4	706.7
05/18/2014 10:00	680.1	672	12.5	11.6	683.6
05/18/2014 11:00	675.1	667.1	18.3	16.4	683.5
05/18/2014 12:00	674.3	666.4	46.2	41.4	707.8
05/18/2014 13:00	685.6	677.5	75.4	67.6	745.1
05/18/2014 14:00	695.5	687.2	46.3	41.5	728.7
05/18/2014 15:00	719.6	711	109.9	99.2	810.2
05/18/2014 16:00	732.3	723.6	411.5	370.2	1093.8
05/18/2014 17:00	714.5	706.1	251.5	226.6	932.7
05/18/2014 18:00	737.5	728.8	334.7	300.8	1029.6
05/18/2014 19:00	653	645.3	634.2	570.8	1216.1
05/18/2014 20:00	699.4	691.1	798.6	718.2	1409.3
05/18/2014 21:00	580.2	573.4	664	597.5	1170.9
05/18/2014 22:00	512.3	506.3	302.8	271.9	778.2
05/18/2014 23:00	506.3	500.3	204.4	184	684.3
05/19/2014 00:00	484.4	478.6	547.3	492.2	970.8
05/19/2014 01:00	457.3	451.9	478.8	431.4	883.3
05/19/2014 02:00	455.7	450.3	533.4	480.2	930.5
05/19/2014 03:00	563.9	557.2	553	498.2	1055.4
05/19/2014 04:00	520.4	514.2	539.9	485.4	999.6
05/19/2014 05:00	526.8	520.5	523.2	470.5	991
05/19/2014 06:00	635.1	627.6	803.6	723.7	1351.3
05/19/2014 07:00	643.4	635.8	987.7	889.3	1525.1
05/19/2014 08:00	850.1	840	778.3	701.3	1541.3
05/19/2014 09:00	538.6	532.2	723.8	651.8	1184
05/19/2014 10:00	790.9	781.5	722.2	649.4	1430.9

	Unit 1 (Part 75 Data)	Unit 1 (Part 60 Data)	Unit 2 (Part 75 Data)	Unit 2 (Part 60 Data)	Units 1&2 Combined
	SO2_LbPerHr	SO2_P60_LbPerHr	SO2_LbPerHr	SO2_P60_LbPerHr	(Part 60 Data)
	1H	1H	1H	1H	
Time	Value	Value	Value	Value	
05/19/2014 11:00	699.9	691.6	728.2	654.7	1346.3
05/19/2014 12:00	906.4	895.7	707.1	636	1531.7
05/19/2014 13:00	537.2	530.8	440.6	395.8	926.6
05/19/2014 14:00	578.6	571.8	222.7	200.6	772.4
05/19/2014 15:00	376.4	372	323.4	291	663
05/19/2014 16:00	468.7	463.2	442.9	398.7	861.9
05/19/2014 17:00	947.7	0	713	641.9	641.9
05/19/2014 18:00	534.5	0	548.7	494	494
05/19/2014 19:00	776	0	409.8	368.5	368.5
05/19/2014 20:00	660	0	446.5	402.3	402.3
05/19/2014 21:00	644.8	0	441.1	397	397
05/19/2014 22:00	492.1	0	322.8	290.4	290.4
05/19/2014 23:00	515.8	0	372.9	335.8	335.8
05/20/2014 00:00	509.1	0	584.6	526.3	526.3
05/20/2014 01:00	378.7	0	394.4	355.1	355.1
05/20/2014 02:00	138	0	357.4	321.7	321.7
05/20/2014 03:00	675.6	0	430.8	387.9	387.9
05/20/2014 04:00	554.4	0	478.8	431.6	431.6
05/20/2014 05:00	598.1	0	467	420.6	420.6
05/20/2014 06:00	697.7	0	653.8	588.6	588.6
05/20/2014 07:00	603.9	0	699.8	629.4	629.4
05/20/2014 08:00	704.9	0	671.8	604.9	604.9
05/20/2014 09:00	717.5	0	896.8	806.6	806.6
05/20/2014 10:00	823.1	813.3	1121.4	1008.7	1822
05/20/2014 11:00	694.1	685.9	850.6	765	1450.9
05/20/2014 12:00	367.5	363.2	754.4	679.3	1042.5
05/20/2014 13:00	648.3	640.6	314.5	282.9	923.5
05/20/2014 14:00	534.4	528.1	259.8	234	762.1
05/20/2014 15:00	434.7	0	396.3	356.6	356.6
05/20/2014 16:00	194.6	0	401.4	361.5	361.5
05/20/2014 17:00	191.8	0	315.5	283.4	283.4
05/20/2014 18:00	499.6	0	434.2	391	391
05/20/2014 19:00	496.7	0	509.3	459	459
05/20/2014 20:00	442.2	0	796	716.7	716.7
05/20/2014 21:00	652.6	0	736.4	662.6	662.6
05/20/2014 22:00	553.4	0	797.3	718.3	718.3
05/20/2014 23:00	566.6	0	565	508.4	508.4
05/21/2014 00:00	551.4	0	544.3	489.8	489.8
05/21/2014 01:00	369.9	0	520.2	468.2	468.2
05/21/2014 02:00	332.3	328.4	525.3	472.3	800.7
05/21/2014 03:00	380.7	376.2	512.8	461.3	837.5
05/21/2014 04:00	466.6	461.1	615	552.8	1013.9
05/21/2014 05:00	561.5	554.8	709.2	638.3	1193.1
05/21/2014 06:00	780	770.8	983.1	884.6	1655.4
05/21/2014 07:00	797.2	787.7	1230.6	1106.9	1894.6
05/21/2014 08:00	839.3	829.4	875.5	787.6	1617
05/21/2014 09:00	864.1	0	619.7	558.2	558.2
05/21/2014 10:00	842.3	0	701.5	630.6	630.6
05/21/2014 11:00	870.4	0	1414.1	1272.4	1272.4
05/21/2014 12:00	870.4	0	647.2	581.9	581.9
05/21/2014 13:00	895.9	0	101	91.5	91.5
05/21/2014 14:00	750.5	0	123.9	111.7	111.7
05/21/2014 15:00	771.3	0	432.4	389.7	389.7
05/21/2014 16:00	378.1	0	376.1	338.8	338.8
05/21/2014 17:00	265	0	384.9	346.1	346.1
05/21/2014 18:00	469.9	0	322.1	290	290
05/21/2014 19:00	183	0	435	392	392
05/21/2014 20:00	381.5	0	385	346.1	346.1
05/21/2014 21:00	362.1	0	331.6	298.2	298.2
05/21/2014 22:00	197.7	0	383.5	344.6	344.6
05/21/2014 23:00	0	0	657.1	591.7	591.7
05/22/2014 00:00	0	0	1079.9	971.6	971.6
05/22/2014 01:00	0	0	614.3	553.2	553.2
05/22/2014 02:00	0	0	578.5	520.3	520.3
05/22/2014 03:00	0	0	666.8	599.5	599.5

	Unit 1 (Part 75 Data)	Unit 1 (Part 60 Data)	Unit 2 (Part 75 Data)	Unit 2 (Part 60 Data)	Units 1&2 Combined
	SO2_LbPerHr	SO2_P60_LbPerHr	SO2_LbPerHr	SO2_P60_LbPerHr	(Part 60 Data)
	1H	1H	1H	1H	
Time	Value	Value	Value	Value	
05/22/2014 04:00	0	0	874.3	786.3	786.3
05/22/2014 05:00	0	0	829.4	746.2	746.2
05/22/2014 06:00	0	0	1066.8	959.7	959.7
05/22/2014 07:00	0	0	996.7	897.2	897.2
05/22/2014 08:00	0	0	1032.9	929.3	929.3
05/22/2014 09:00	0	0	934.2	840.3	840.3
05/22/2014 10:00	0	0	900	810.4	810.4
05/22/2014 11:00	0	0	1006.6	906.7	906.7
05/22/2014 12:00	0	0	984	885.8	885.8
05/22/2014 13:00	0	0	918.2	825.6	825.6
05/22/2014 14:00	0	0	807.8	727	727
05/22/2014 15:00	0	0	765.5	688.5	688.5
05/22/2014 16:00	0	0	707.2	636.3	636.3
05/22/2014 17:00	0	0	677	610.1	610.1
05/22/2014 18:00	0	0	644.9	579.8	579.8
05/22/2014 19:00	0	0	648.2	582.8	582.8
05/22/2014 20:00	0	0	686.6	617.5	617.5
05/22/2014 21:00	0	0	670.3	603.4	603.4
05/22/2014 22:00	0	0	621.8	559.6	559.6
05/22/2014 23:00	0	0	446.2	401.2	401.2
05/23/2014 00:00	0	0	207.4	186.9	186.9
05/23/2014 01:00	0	0	195.6	176.1	176.1
05/23/2014 02:00	0	0	279.8	251.3	251.3
05/23/2014 03:00	0	0	556.1	500.5	500.5
05/23/2014 04:00	0	0	721.3	649.3	649.3
05/23/2014 05:00	0	0	546.1	491.3	491.3
05/23/2014 06:00	0	0	567.6	510.8	510.8
05/23/2014 07:00	0	0	837.9	754.9	754.9
05/23/2014 08:00	0	0	854.8	768.8	768.8
05/23/2014 09:00	0	0	550.1	494.3	494.3
05/23/2014 10:00	0	0	386.3	348.3	348.3
05/23/2014 11:00	0	0	285.2	257.1	257.1
05/23/2014 12:00	0	0	291.3	261.4	261.4
05/23/2014 13:00	0	0	603.4	542.8	542.8
05/23/2014 14:00	0	0	1267.9	1141.5	1141.5
05/23/2014 15:00	0	0	1110.5	1000.5	1000.5
05/23/2014 16:00	0	0	873.7	786.9	786.9
05/23/2014 17:00	0	0	744.3	669.5	669.5
05/23/2014 18:00	0	0	707.4	636.4	636.4
05/23/2014 19:00	0	0	653	588.1	588.1
05/23/2014 20:00	0	0	849.7	764.7	764.7
05/23/2014 21:00	0	0	831.7	749.1	749.1
05/23/2014 22:00	0	0	540.4	485.7	485.7
05/23/2014 23:00	0	0	448	402.6	402.6
05/24/2014 00:00	0	0	674.8	606.8	606.8
05/24/2014 01:00	0	0	573.7	516.7	516.7
05/24/2014 02:00	0	0	420.4	377.8	377.8
05/24/2014 03:00	0	0	739	664.5	664.5
05/24/2014 04:00	0	0	569.7	512.3	512.3
05/24/2014 05:00	0	0	452.3	407.2	407.2
05/24/2014 06:00	0	0	601.3	541.8	541.8
05/24/2014 07:00	0	0	707.6	637.2	637.2
05/24/2014 08:00	0	0	590.6	531.5	531.5
05/24/2014 09:00	0	0	788.5	709.6	709.6
05/24/2014 10:00	0	0	944.6	849.6	849.6
05/24/2014 11:00	0	0	681.7	613.4	613.4
05/24/2014 12:00	0	0	663	595.9	595.9
05/24/2014 13:00	0	0	729.6	657	657
05/24/2014 14:00	0	0	831.3	748	748
05/24/2014 15:00	0	0	918.9	827.4	827.4
05/24/2014 16:00	0	0	817.7	735.7	735.7
05/24/2014 17:00	0	0	726.6	654.6	654.6
05/24/2014 18:00	0	0	631.8	569.2	569.2
05/24/2014 19:00	0	0	473.1	425.1	425.1
05/24/2014 20:00	0	0	829	745.6	745.6

	Unit 1 (Part 75 Data)	Unit 1 (Part 60 Data)	Unit 2 (Part 75 Data)	Unit 2 (Part 60 Data)	Units 1&2 Combined
	SO2_LbPerHr	SO2_P60_LbPerHr	SO2_LbPerHr	SO2_P60_LbPerHr	(Part 60 Data)
	1H	1H	1H	1H	
Time	Value	Value	Value	Value	
05/24/2014 21:00	0	0	917.8	826.1	826.1
05/24/2014 22:00	0	0	532.3	478.9	478.9
05/24/2014 23:00	0	0	392.9	353.3	353.3
05/25/2014 00:00	0	0	448.9	403.7	403.7
05/25/2014 01:00	0	0	667.7	601.2	601.2
05/25/2014 02:00	0	0	492.5	443.4	443.4
05/25/2014 03:00	0	0	501.3	451	451
05/25/2014 04:00	0	0	581.4	523.6	523.6
05/25/2014 05:00	0	0	457.8	412.3	412.3
05/25/2014 06:00	0	0	667.6	601.5	601.5
05/25/2014 07:00	0	0	653.6	587.6	587.6
05/25/2014 08:00	0	0	616.6	555.1	555.1
05/25/2014 09:00	0	0	755.4	679.8	679.8
05/25/2014 10:00	0	0	765.7	688.5	688.5
05/25/2014 11:00	0	0	792.6	712.9	712.9
05/25/2014 12:00	0	0	835.2	752.1	752.1
05/25/2014 13:00	0	0	844.3	759.1	759.1
05/25/2014 14:00	0	0	949.5	853.9	853.9
05/25/2014 15:00	0	0	856.2	770.2	770.2
05/25/2014 16:00	0	0	796.8	716.6	716.6
05/25/2014 17:00	0	0	787.5	709.4	709.4
05/25/2014 18:00	0	0	775.6	697.8	697.8
05/25/2014 19:00	0	0	600.8	540.2	540.2
05/25/2014 20:00	0	0	684.5	615.3	615.3
05/25/2014 21:00	0	0	454.6	409.8	409.8
05/25/2014 22:00	0	0	388.4	349.4	349.4
05/25/2014 23:00	0	0	391	351.7	351.7
05/26/2014 00:00	0	0	351.3	315.6	315.6
05/26/2014 01:00	0	0	320.9	288.6	288.6
05/26/2014 02:00	0	0	273.3	246.1	246.1
05/26/2014 03:00	0	0	315.3	283.9	283.9
05/26/2014 04:00	0	0	324	291.9	291.9
05/26/2014 05:00	0	0	299.4	269.7	269.7
05/26/2014 06:00	0	0	283.7	255.2	255.2
05/26/2014 07:00	0	0	378.4	340.7	340.7
05/26/2014 08:00	0	0	657.2	592.2	592.2
05/26/2014 09:00	0	0	591.3	531.7	531.7
05/26/2014 10:00	0	0	726.8	654.5	654.5
05/26/2014 11:00	0	0	903.7	813.5	813.5
05/26/2014 12:00	0	0	864.4	778.7	778.7
05/26/2014 13:00	0	0	830.1	747.1	747.1
05/26/2014 14:00	0	0	737.3	664.4	664.4
05/26/2014 15:00	0	0	671.4	604.6	604.6
05/26/2014 16:00	0	0	713.1	642.2	642.2
05/26/2014 17:00	0	0	731.9	658.9	658.9
05/26/2014 18:00	0	0	758.7	683.4	683.4
05/26/2014 19:00	0	0	706.5	635.2	635.2
05/26/2014 20:00	0	0	688.9	619.8	619.8
05/26/2014 21:00	0	0	743.7	668.9	668.9
05/26/2014 22:00	0	0	650.1	584.4	584.4
05/26/2014 23:00	0	0	410.4	369	369
05/27/2014 00:00	0	0	342.7	308.7	308.7
05/27/2014 01:00	0	0	622	560.4	560.4
05/27/2014 02:00	0	0	575.2	517.6	517.6
05/27/2014 03:00	0	0	493	443.9	443.9
05/27/2014 04:00	0	0	574.7	517.1	517.1
05/27/2014 05:00	0	0	612.8	551.7	551.7
05/27/2014 06:00	0	0	806.2	725.2	725.2
05/27/2014 07:00	0	0	851.6	766.9	766.9
05/27/2014 08:00	0	0	747.1	671.6	671.6
05/27/2014 09:00	0	0	689.9	620.3	620.3
05/27/2014 10:00	0	0	489.5	440.2	440.2
05/27/2014 11:00	0	0	342.1	307.2	307.2
05/27/2014 12:00	0	0	548.4	493.9	493.9
05/27/2014 13:00	0	0	745.5	671	671

	Unit 1 (Part 75 Data)	Unit 1 (Part 60 Data)	Unit 2 (Part 75 Data)	Unit 2 (Part 60 Data)	Units 1&2 Combined
	SO2_LbPerHr	SO2_P60_LbPerHr	SO2_LbPerHr	SO2_P60_LbPerHr	(Part 60 Data)
	1H	1H	1H	1H	
Time	Value	Value	Value	Value	
05/27/2014 14:00	0	0	727.4	654.5	654.5
05/27/2014 15:00	0	0	531.5	478.8	478.8
05/27/2014 16:00	0	0	457.8	412.5	412.5
05/27/2014 17:00	0	0	432.6	389.7	389.7
05/27/2014 18:00	0	0	474.8	427.5	427.5
05/27/2014 19:00	0	0	472.5	425.8	425.8
05/27/2014 20:00	0	0	498.3	448.8	448.8
05/27/2014 21:00	0	0	292.9	263.2	263.2
05/27/2014 22:00	0	0	474.6	427.1	427.1
05/27/2014 23:00	0	0	543.7	490	490
05/28/2014 00:00	0	0	458.2	413	413
05/28/2014 01:00	0	0	381.9	343.4	343.4
05/28/2014 02:00	0	0	343.1	309.1	309.1
05/28/2014 03:00	0	0	492	442.3	442.3
05/28/2014 04:00	0	0	622.9	561.3	561.3
05/28/2014 05:00	0	0	580.3	522.6	522.6
05/28/2014 06:00	0	0	782.6	704.1	704.1
05/28/2014 07:00	0	0	729.8	656.2	656.2
05/28/2014 08:00	0	0	639.8	576.2	576.2
05/28/2014 09:00	0	0	563.1	506.8	506.8
05/28/2014 10:00	0	0	575.8	518.8	518.8
05/28/2014 11:00	0	0	607.7	546.1	546.1
05/28/2014 12:00	0	0	639.4	575.5	575.5
05/28/2014 13:00	0	0	631.8	568	568
05/28/2014 14:00	0	0	585.2	527.3	527.3
05/28/2014 15:00	0	0	553.6	497.9	497.9
05/28/2014 16:00	0	0	547.6	492.1	492.1
05/28/2014 17:00	0	0	584.5	526.6	526.6
05/28/2014 18:00	0	0	685.5	617.2	617.2
05/28/2014 19:00	0	0	698.4	627.7	627.7
05/28/2014 20:00	0	0	705.8	635	635
05/28/2014 21:00	0	0	598.5	538.6	538.6
05/28/2014 22:00	0	0	541.7	486.9	486.9
05/28/2014 23:00	0	0	380.3	341.6	341.6
05/29/2014 00:00	0	0	268	240.9	240.9
05/29/2014 01:00	0	0	340.2	305.6	305.6
05/29/2014 02:00	0	0	431.8	388.2	388.2
05/29/2014 03:00	0	0	658.2	591.8	591.8
05/29/2014 04:00	0	0	708.5	637.6	637.6
05/29/2014 05:00	0	0	469.7	422.1	422.1
05/29/2014 06:00	0	0	444.7	399.9	399.9
05/29/2014 07:00	0	0	698.4	627.8	627.8
05/29/2014 08:00	0	0	620	558	558
05/29/2014 09:00	0	0	553.6	497.7	497.7
05/29/2014 10:00	0	0	519.4	467.3	467.3
05/29/2014 11:00	0	0	573.6	516.2	516.2
05/29/2014 12:00	0	0	887.4	798.7	798.7
05/29/2014 13:00	0	0	749.1	674.6	674.6
05/29/2014 14:00	0	0	662.3	595.9	595.9
05/29/2014 15:00	0	0	547.5	492.3	492.3
05/29/2014 16:00	0	0	480.2	431.6	431.6
05/29/2014 17:00	0	0	470.7	424	424
05/29/2014 18:00	0	0	465.1	418.4	418.4
05/29/2014 19:00	0	0	581.6	522.7	522.7
05/29/2014 20:00	0	0	638.9	574.8	574.8
05/29/2014 21:00	0	0	495.8	445.8	445.8
05/29/2014 22:00	0	0	158.8	142.8	142.8
05/29/2014 23:00	0	0	37.7	34.6	34.6
05/30/2014 00:00	0	0	0	0	0
05/30/2014 01:00	0	0	0	0	0
05/30/2014 02:00	0	0	0	0	0
05/30/2014 03:00	0	0	1.5	1.5	1.5
05/30/2014 04:00	0	0	15.9	14.3	14.3
05/30/2014 05:00	0	0	107.3	97.1	97.1
05/30/2014 06:00	0	0	262.2	235.4	235.4

	Unit 1 (Part 75 Data)	Unit 1 (Part 60 Data)	Unit 2 (Part 75 Data)	Unit 2 (Part 60 Data)	Units 1&2 Combined
	SO2_LbPerHr	SO2_P60_LbPerHr	SO2_LbPerHr	SO2_P60_LbPerHr	(Part 60 Data)
	1H	1H	1H	1H	
Time	Value	Value	Value	Value	
05/30/2014 07:00	0	0	248.7	224.5	224.5
05/30/2014 08:00	0	0	361.3	324.6	324.6
05/30/2014 09:00	0	0	464.5	417.8	417.8
05/30/2014 10:00	0	0	471.8	423.8	423.8
05/30/2014 11:00	0	0	566.4	510.3	510.3
05/30/2014 12:00	0	0	543.1	489.2	489.2
05/30/2014 13:00	0	0	464.5	418.4	418.4
05/30/2014 14:00	0	0	326	293.8	293.8
05/30/2014 15:00	0	0	176.8	158.7	158.7
05/30/2014 16:00	0	0	152.6	136.5	136.5
05/30/2014 17:00	0	0	142.3	128.3	128.3
05/30/2014 18:00	0	0	84.4	76.6	76.6
05/30/2014 19:00	0	0	36	32.6	32.6
05/30/2014 20:00	0	0	82.4	74	74
05/30/2014 21:00	0	0	89.3	80.2	80.2
05/30/2014 22:00	0	0	110.9	99.8	99.8
05/30/2014 23:00	0	0	166	149.2	149.2
05/31/2014 00:00	0	0	346.7	311.4	311.4
05/31/2014 01:00	0	0	340.5	306.7	306.7
05/31/2014 02:00	0	0	388.3	350.1	350.1
05/31/2014 03:00	0	0	429.8	387.2	387.2
05/31/2014 04:00	0	0	454.8	409.5	409.5
05/31/2014 05:00	0	0	379	341.7	341.7
05/31/2014 06:00	0	0	497.9	447.6	447.6
05/31/2014 07:00	0	0	528.1	475.6	475.6
05/31/2014 08:00	0	0	564.6	508.3	508.3
05/31/2014 09:00	0	0	531.5	479	479
05/31/2014 10:00	0	0	547.4	492.5	492.5
05/31/2014 11:00	0	0	525.5	472.4	472.4
05/31/2014 12:00	0	0	711.9	641.5	641.5
05/31/2014 13:00	0	0	670.3	602.9	602.9
05/31/2014 14:00	0	0	681.3	613.6	613.6
05/31/2014 15:00	0	0	654.5	589	589
05/31/2014 16:00	0	0	590	530.4	530.4
05/31/2014 17:00	0	0	579.2	521.9	521.9
05/31/2014 18:00	0	0	602.8	543.1	543.1
05/31/2014 19:00	0	0	411.1	369.2	369.2
05/31/2014 20:00	0	0	366	329.3	329.3
05/31/2014 21:00	0	0	420.7	378.6	378.6
05/31/2014 22:00	0	0	343.6	308.6	308.6
05/31/2014 23:00	0	0	353.1	317.3	317.3
06/01/2014 00:00	0	0	302.2	272.4	272.4
06/01/2014 01:00	0	0	228.6	206.3	206.3
06/01/2014 02:00	0	0	208.9	188.1	188.1
06/01/2014 03:00	0	0	233.5	209.6	209.6
06/01/2014 04:00	0	0	258.6	232.9	232.9
06/01/2014 05:00	0	0	228.9	206.4	206.4
06/01/2014 06:00	0	0	255.4	229.6	229.6
06/01/2014 07:00	0	0	409.6	368.6	368.6
06/01/2014 08:00	0	0	395.8	355.7	355.7
06/01/2014 09:00	0	0	437.8	394	394
06/01/2014 10:00	0	0	466.2	420	420
06/01/2014 11:00	0	0	592.2	533.2	533.2
06/01/2014 12:00	0	0	1064.6	958.5	958.5
06/01/2014 13:00	0	0	1152.3	1037	1037
06/01/2014 14:00	0	0	924.8	832.3	832.3
06/01/2014 15:00	0	0	839.9	755.5	755.5
06/01/2014 16:00	0	0	815.7	733.4	733.4
06/01/2014 17:00	0	0	798.6	718	718
06/01/2014 18:00	0	0	842.3	757.6	757.6
06/01/2014 19:00	0	0	790.5	712	712
06/01/2014 20:00	0	0	760.6	684.6	684.6
06/01/2014 21:00	0	0	764.5	688.8	688.8
06/01/2014 22:00	0	0	689.5	620.2	620.2
06/01/2014 23:00	0	0	363.4	327	327

	Unit 1 (Part 75 Data)	Unit 1 (Part 60 Data)	Unit 2 (Part 75 Data)	Unit 2 (Part 60 Data)	Units 1&2 Combined
	SO2_LbPerHr	SO2_P60_LbPerHr	SO2_LbPerHr	SO2_P60_LbPerHr	(Part 60 Data)
	1H	1H	1H	1H	
Time	Value	Value	Value	Value	
06/02/2014 00:00	0	0	209.2	188.4	188.4
06/02/2014 01:00	0	0	202.3	181.5	181.5
06/02/2014 02:00	0	0	303.4	273.3	273.3
06/02/2014 03:00	0	0	433.3	390.2	390.2
06/02/2014 04:00	0	0	494.2	444.3	444.3
06/02/2014 05:00	0	0	549.3	494.2	494.2
06/02/2014 06:00	0	0	518.9	467.4	467.4
06/02/2014 07:00	0	0	473	426.1	426.1
06/02/2014 08:00	0	0	418.2	376.6	376.6
06/02/2014 09:00	0	0	654.7	589.8	589.8
06/02/2014 10:00	0	0	883.1	794.4	794.4
06/02/2014 11:00	0	0	807.8	726.3	726.3
06/02/2014 12:00	0	0	634.3	571.3	571.3
06/02/2014 13:00	0	0	555.9	500.9	500.9
06/02/2014 14:00	0	0	484.1	435.1	435.1
06/02/2014 15:00	0	0	491.4	442.3	442.3
06/02/2014 16:00	0	0	545.8	490.8	490.8
06/02/2014 17:00	0	0	568.3	511.7	511.7
06/02/2014 18:00	0	0	580.1	521.5	521.5
06/02/2014 19:00	0	0	600.8	540.2	540.2
06/02/2014 20:00	0	0	646.1	581.7	581.7
06/02/2014 21:00	0	0	656.2	590	590
06/02/2014 22:00	0	0	536.2	481.8	481.8
06/02/2014 23:00	0	0	378.1	340.9	340.9
06/03/2014 00:00	0	0	221.7	199.8	199.8
06/03/2014 01:00	0	0	213.1	191.2	191.2
06/03/2014 02:00	0	0	269.5	242.7	242.7
06/03/2014 03:00	0	0	366.8	330.4	330.4
06/03/2014 04:00	0	0	394.2	354.5	354.5
06/03/2014 05:00	0	0	522.3	470.5	470.5
06/03/2014 06:00	0	0	470.6	423.1	423.1
06/03/2014 07:00	0	0	564.7	508.9	508.9
06/03/2014 08:00	0	0	464.2	417.2	417.2
06/03/2014 09:00	0	0	642.6	579.1	579.1
06/03/2014 10:00	0	0	729.6	656	656
06/03/2014 11:00	0	0	687.7	618.8	618.8
06/03/2014 12:00	0	0	685.3	616.2	616.2
06/03/2014 13:00	0	0	585	525.9	525.9
06/03/2014 14:00	0	0	421.7	380.1	380.1
06/03/2014 15:00	0	0	310.5	278.9	278.9
06/03/2014 16:00	0	0	250.4	224.8	224.8
06/03/2014 17:00	0	0	513.5	462	462
06/03/2014 18:00	0	0	673.6	606.1	606.1
06/03/2014 19:00	0	0	637.3	573.6	573.6
06/03/2014 20:00	0	0	618.1	556.9	556.9
06/03/2014 21:00	0	0	507	455.5	455.5
06/03/2014 22:00	0	0	362.6	326.5	326.5
06/03/2014 23:00	0	0	258.3	232.2	232.2
06/04/2014 00:00	0	0	175.2	157.7	157.7
06/04/2014 01:00	0	0	279.4	251.6	251.6
06/04/2014 02:00	0	0	300.9	270.5	270.5
06/04/2014 03:00	0	0	233	210.1	210.1
06/04/2014 04:00	0	0	203.3	183.3	183.3
06/04/2014 05:00	0	0	314.2	282.8	282.8
06/04/2014 06:00	0	0	478.1	429.6	429.6
06/04/2014 07:00	0	0	611.1	550.2	550.2
06/04/2014 08:00	0	0	865.2	778.5	778.5
06/04/2014 09:00	0	0	732.6	659.7	659.7
06/04/2014 10:00	0	0	614.1	552.9	552.9
06/04/2014 11:00	0	0	572.7	515.4	515.4
06/04/2014 12:00	0	0	208.7	187.1	187.1
06/04/2014 13:00	0	0	348.6	313	313
06/04/2014 14:00	0	0	439.6	396	396
06/04/2014 15:00	0	0	567.9	510.3	510.3
06/04/2014 16:00	0	0	577.9	520.3	520.3

	Unit 1 (Part 75 Data)	Unit 1 (Part 60 Data)	Unit 2 (Part 75 Data)	Unit 2 (Part 60 Data)	Units 1&2 Combined
	SO2_LbPerHr	SO2_P60_LbPerHr	SO2_LbPerHr	SO2_P60_LbPerHr	(Part 60 Data)
	1H	1H	1H	1H	
Time	Value	Value	Value	Value	
06/04/2014 17:00	0	0	571.7	513.9	513.9
06/04/2014 18:00	0	0	497.9	448.3	448.3
06/04/2014 19:00	0	0	462.7	417.1	417.1
06/04/2014 20:00	0	0	593.2	533.1	533.1
06/04/2014 21:00	0	0	616.2	554.2	554.2
06/04/2014 22:00	0	0	571.1	513.2	513.2
06/04/2014 23:00	0	0	399	358.7	358.7
06/05/2014 00:00	0	0	138.9	124.7	124.7
06/05/2014 01:00	0	0	185	165.9	165.9
06/05/2014 02:00	0	0	299.4	269.9	269.9
06/05/2014 03:00	0	0	297.3	267.6	267.6
06/05/2014 04:00	0	0	276.8	248.5	248.5
06/05/2014 05:00	0	0	298	268.7	268.7
06/05/2014 06:00	0	0	455.6	410	410
06/05/2014 07:00	0	0	655.2	590.5	590.5
06/05/2014 08:00	0	0	578	520.8	520.8
06/05/2014 09:00	0	0	454.5	409.6	409.6
06/05/2014 10:00	0	0	673.7	607	607
06/05/2014 11:00	0	0	689.9	620.7	620.7
06/05/2014 12:00	0	0	794.6	715.3	715.3
06/05/2014 13:00	0	0	755.3	680	680
06/05/2014 14:00	0	0	762.7	687.2	687.2
06/05/2014 15:00	0	0	706.8	635.3	635.3
06/05/2014 16:00	0	0	758.4	682.7	682.7
06/05/2014 17:00	0	0	867.3	781	781
06/05/2014 18:00	0	0	890.4	801.5	801.5
06/05/2014 19:00	0	0	900.9	810	810
06/05/2014 20:00	0	0	876.1	789.1	789.1
06/05/2014 21:00	0	0	1036.4	933.6	933.6
06/05/2014 22:00	0	0	478.9	430.6	430.6
06/05/2014 23:00	0	0	171.6	154.7	154.7
06/06/2014 00:00	0	0	256.9	231.5	231.5
06/06/2014 01:00	0	0	459.6	413.2	413.2
06/06/2014 02:00	0	0	375.7	338.4	338.4
06/06/2014 03:00	0	0	292.7	263.5	263.5
06/06/2014 04:00	0	0	283.2	255.5	255.5
06/06/2014 05:00	0	0	330.4	297.1	297.1
06/06/2014 06:00	0	0	485.4	436.7	436.7
06/06/2014 07:00	0	0	438.9	394.3	394.3
06/06/2014 08:00	0	0	442.3	398.7	398.7
06/06/2014 09:00	0	0	760.7	684.4	684.4
06/06/2014 10:00	0	0	1027.3	923.7	923.7
06/06/2014 11:00	0	0	713.3	641.8	641.8
06/06/2014 12:00	0	0	666	598.8	598.8
06/06/2014 13:00	0	0	784.6	705.3	705.3
06/06/2014 14:00	0	0	1015.8	913.6	913.6
06/06/2014 15:00	0	0	1107.5	997.6	997.6
06/06/2014 16:00	0	0	916.3	824	824
06/06/2014 17:00	0	0	706.4	636.6	636.6
06/06/2014 18:00	0	0	713.7	641.9	641.9
06/06/2014 19:00	0	0	841.3	757	757
06/06/2014 20:00	0	0	722.8	651.2	651.2
06/06/2014 21:00	0	0	560.3	503.7	503.7
06/06/2014 22:00	0	0	349.2	313.9	313.9
06/06/2014 23:00	0	0	323.2	290.3	290.3
06/07/2014 00:00	0	0	416.4	374.9	374.9
06/07/2014 01:00	0	0	335.8	301.6	301.6
06/07/2014 02:00	0	0	314.3	283.3	283.3
06/07/2014 03:00	0	0	359.4	323.3	323.3
06/07/2014 04:00	0	0	296.1	266.5	266.5
06/07/2014 05:00	0	0	300.9	270.8	270.8
06/07/2014 06:00	0	0	457.1	411.3	411.3
06/07/2014 07:00	0	0	485.7	436.6	436.6
06/07/2014 08:00	0	0	353.1	318.5	318.5
06/07/2014 09:00	0	0	642	577.6	577.6

	Unit 1 (Part 75 Data)	Unit 1 (Part 60 Data)	Unit 2 (Part 75 Data)	Unit 2 (Part 60 Data)	Units 1&2 Combined
	SO2_LbPerHr	SO2_P60_LbPerHr	SO2_LbPerHr	SO2_P60_LbPerHr	(Part 60 Data)
	1H	1H	1H	1H	
Time	Value	Value	Value	Value	
06/07/2014 10:00	0	0	686.7	618.6	618.6
06/07/2014 11:00	0	0	910.4	819.5	819.5
06/07/2014 12:00	0	0	876.8	788.3	788.3
06/07/2014 13:00	0	0	1023	920.1	920.1
06/07/2014 14:00	0	0	1101.9	991.1	991.1
06/07/2014 15:00	0	0	1167	1050.7	1050.7
06/07/2014 16:00	0	0	1134.5	1020.4	1020.4
06/07/2014 17:00	0	0	1172.3	1056.1	1056.1
06/07/2014 18:00	0	0	917	825.5	825.5
06/07/2014 19:00	0	0	707.2	636.5	636.5
06/07/2014 20:00	0	0	696.3	626	626
06/07/2014 21:00	0	0	483.3	435.5	435.5
06/07/2014 22:00	0	0	310	279.7	279.7
06/07/2014 23:00	0	0	334.9	301.7	301.7
06/08/2014 00:00	0	0	371.3	334	334
06/08/2014 01:00	0	0	267.7	240.6	240.6
06/08/2014 02:00	0	0	245	220.2	220.2
06/08/2014 03:00	0	0	248.5	223.2	223.2
06/08/2014 04:00	0	0	236.7	212.9	212.9
06/08/2014 05:00	0	0	208.1	187.2	187.2
06/08/2014 06:00	0	0	333.6	300.5	300.5
06/08/2014 07:00	0	0	794.8	714.7	714.7
06/08/2014 08:00	0	0	807.5	726.2	726.2
06/08/2014 09:00	0	0	500.5	449.7	449.7
06/08/2014 10:00	0	0	886.6	797.3	797.3
06/08/2014 11:00	0	0	770.8	694.4	694.4
06/08/2014 12:00	0	0	722.4	649.7	649.7
06/08/2014 13:00	0	0	808.7	727.7	727.7
06/08/2014 14:00	0	0	597.1	538	538
06/08/2014 15:00	0	0	448.6	403.6	403.6
06/08/2014 16:00	0	0	788.7	709.3	709.3
06/08/2014 17:00	0	0	875.5	787.4	787.4
06/08/2014 18:00	0	0	751.1	675.3	675.3
06/08/2014 19:00	0	0	759.7	683.2	683.2
06/08/2014 20:00	0	0	620.6	558.3	558.3
06/08/2014 21:00	0	0	439.5	395.5	395.5
06/08/2014 22:00	31142.3	0	654.7	589.1	589.1
06/08/2014 23:00	0	0	827.5	744.5	744.5
06/09/2014 00:00	0	0	667.7	600.1	600.1
06/09/2014 01:00	0	0	648.9	583.4	583.4
06/09/2014 02:00	0	0	639.7	576.3	576.3
06/09/2014 03:00	12.9	0	666.2	598.8	598.8
06/09/2014 04:00	2.6	0	620.9	558.8	558.8
06/09/2014 05:00	0	0	648.7	584.6	584.6
06/09/2014 06:00	0	0	731.7	659.3	659.3
06/09/2014 07:00	0	0	708.2	638.1	638.1
06/09/2014 08:00	0	0	791.2	712.9	712.9
06/09/2014 09:00	0	0	752.6	677.9	677.9
06/09/2014 10:00	0	0	746	671.6	671.6
06/09/2014 11:00	0	0	738.9	664.6	664.6
06/09/2014 12:00	0	0	731.9	659.3	659.3
06/09/2014 13:00	0	0	741.1	666.2	666.2
06/09/2014 14:00	0	0	741.5	668.2	668.2
06/09/2014 15:00	0.8	0.8	748.5	673.3	674.1
06/09/2014 16:00	5.4	5.4	822.6	740.9	746.3
06/09/2014 17:00	7.7	7.6	773.7	696.5	704.1
06/09/2014 18:00	14	13.8	705.7	634.7	648.5
06/09/2014 19:00	27.2	26.8	818.4	736.7	763.5
06/09/2014 20:00	27.6	27.3	856.6	770.9	798.2
06/09/2014 21:00	26.2	25.9	749	674.5	700.4
06/09/2014 22:00	50.2	49.6	582.5	523.5	573.1
06/09/2014 23:00	138.1	136.5	653.4	588	724.5
06/10/2014 00:00	271.4	268.2	634.3	571.3	839.5
06/10/2014 01:00	266.2	263	388.8	349.9	612.9
06/10/2014 02:00	144.1	142.4	316.5	284.9	427.3

	Unit 1 (Part 75 Data)	Unit 1 (Part 60 Data)	Unit 2 (Part 75 Data)	Unit 2 (Part 60 Data)	Units 1&2 Combined
	SO2_LbPerHr	SO2_P60_LbPerHr	SO2_LbPerHr	SO2_P60_LbPerHr	(Part 60 Data)
	1H	1H	1H	1H	
Time	Value	Value	Value	Value	
06/10/2014 03:00	188.8	186.5	590.6	532	718.5
06/10/2014 04:00	233	230.2	547.8	493.3	723.5
06/10/2014 05:00	263.1	259.9	578.3	520	779.9
06/10/2014 06:00	283.4	280	1134.3	1021.2	1301.2
06/10/2014 07:00	372.2	367.8	1144.5	1029.8	1397.6
06/10/2014 08:00	619.8	612.4	858.5	772	1384.4
06/10/2014 09:00	825.1	815.3	1168.2	1051.4	1866.7
06/10/2014 10:00	756.2	747.3	1077.2	969.7	1717
06/10/2014 11:00	691.8	683.6	848.9	764.8	1448.4
06/10/2014 12:00	789.9	780.5	839.4	755.4	1535.9
06/10/2014 13:00	701.7	693.3	1172.4	1054.6	1747.9
06/10/2014 14:00	720.1	711.5	906.3	816.4	1527.9
06/10/2014 15:00	821	811.3	904.2	813.8	1625.1
06/10/2014 16:00	668.2	660.3	909.1	817.6	1477.9
06/10/2014 17:00	1001.4	989.6	1062.3	955.7	1945.3
06/10/2014 18:00	805.9	796.3	952.2	856.2	1652.5
06/10/2014 19:00	632.3	624.8	1158.3	1041.9	1666.7
06/10/2014 20:00	628.1	620.7	1218.9	1096.6	1717.3
06/10/2014 21:00	442.2	436.9	904.4	813.8	1250.7
06/10/2014 22:00	384.2	379.7	573.6	516.2	895.9
06/10/2014 23:00	472.7	467.1	475.1	427.9	895
06/11/2014 00:00	364.9	360.6	474.3	427.3	787.9
06/11/2014 01:00	475.7	470.1	536.4	483	953.1
06/11/2014 02:00	586.2	579.3	451.5	406.3	985.6
06/11/2014 03:00	610.5	603.2	577.7	520	1123.2
06/11/2014 04:00	646	638.4	598.4	538.1	1176.5
06/11/2014 05:00	615.4	608.1	538.4	484.1	1092.2
06/11/2014 06:00	934.9	923.9	630.2	567.3	1491.2
06/11/2014 07:00	654.2	646.5	377.9	339.4	985.9
06/11/2014 08:00	719.4	710.9	688.1	618.9	1329.8
06/11/2014 09:00	786.5	777.1	933.6	839.7	1616.8
06/11/2014 10:00	907.4	896.7	841.4	757.8	1654.5
06/11/2014 11:00	864.3	854	840	756.5	1610.5
06/11/2014 12:00	919	908.1	930.2	838	1746.1
06/11/2014 13:00	849.5	839.5	1108.1	997.2	1836.7
06/11/2014 14:00	722.9	714.4	878.8	791.1	1505.5
06/11/2014 15:00	671.2	663.2	1028.8	926.8	1590
06/11/2014 16:00	935.1	924.1	1198.1	1078.5	2002.6
06/11/2014 17:00	655.7	648	957.6	861.5	1509.5
06/11/2014 18:00	777.4	768.2	975.4	877.2	1645.4
06/11/2014 19:00	649.2	641.5	844	759.8	1401.3
06/11/2014 20:00	660.3	652.4	879.5	791.5	1443.9
06/11/2014 21:00	382.9	378.3	758.9	683.4	1061.7
06/11/2014 22:00	407.5	402.6	744.3	669.5	1072.1
06/11/2014 23:00	501.7	495.8	500.8	450.9	946.7
06/12/2014 00:00	456.8	451.4	293.5	264.5	715.9
06/12/2014 01:00	500.2	494.3	298.6	268.7	763
06/12/2014 02:00	351.7	347.5	377.7	339.4	686.9
06/12/2014 03:00	339.4	335.4	390.9	352.1	687.5
06/12/2014 04:00	184.2	182.1	380	342.5	524.6
06/12/2014 05:00	140.6	138.9	365.5	329	467.9
06/12/2014 06:00	324	320.2	506.8	456.6	776.8
06/12/2014 07:00	721.6	713.1	656.3	590.5	1303.6
06/12/2014 08:00	671.4	663.4	503.5	453.8	1117.2
06/12/2014 09:00	734.7	725.9	770.6	694.1	1420
06/12/2014 10:00	767.8	758.7	511	460.6	1219.3
06/12/2014 11:00	784.6	775.3	592.6	532.8	1308.1
06/12/2014 12:00	745	736.2	1542.4	1389.1	2125.3
06/12/2014 13:00	771.5	762.3	1167.2	1050.7	1813
06/12/2014 14:00	806.6	797.1	905.4	814	1611.1
06/12/2014 15:00	734.2	725.5	852.8	767.3	1492.8
06/12/2014 16:00	779.8	770.6	851.4	766.2	1536.8
06/12/2014 17:00	791.2	781.8	849.4	764.2	1546
06/12/2014 18:00	785.8	776.4	960.2	864.6	1641
06/12/2014 19:00	783.4	774.1	954.8	859.3	1633.4

	Unit 1 (Part 75 Data)	Unit 1 (Part 60 Data)	Unit 2 (Part 75 Data)	Unit 2 (Part 60 Data)	Units 1&2 Combined
	SO2_LbPerHr	SO2_P60_LbPerHr	SO2_LbPerHr	SO2_P60_LbPerHr	(Part 60 Data)
	1H	1H	1H	1H	
Time	Value	Value	Value	Value	
06/12/2014 20:00	692.1	683.9	777	698.9	1382.8
06/12/2014 21:00	402.7	398	440.2	396.3	794.3
06/12/2014 22:00	564.1	557.4	339.3	305.9	863.3
06/12/2014 23:00	373.3	368.8	425.4	382.3	751.1
06/13/2014 00:00	356	351.8	437.9	394.1	745.9
06/13/2014 01:00	351.2	347.1	323.4	291.4	638.5
06/13/2014 02:00	335.1	331.1	334.4	300.6	631.7
06/13/2014 03:00	270.4	270.4	426.9	383.9	654.3
06/13/2014 04:00	198.6	198.6	512.9	462.2	660.8
06/13/2014 05:00	0	0	481.7	433	433
06/13/2014 06:00	0	0	676.2	608.8	608.8
06/13/2014 07:00	0	0	1163.1	1046.6	1046.6
06/13/2014 08:00	0	0	943.1	847.9	847.9
06/13/2014 09:00	0	0	719.8	647.4	647.4
06/13/2014 10:00	0	0	715	642.7	642.7
06/13/2014 11:00	0	0	745.9	671.3	671.3
06/13/2014 12:00	0	0	807.4	726.8	726.8
06/13/2014 13:00	0	0	900.7	809.8	809.8
06/13/2014 14:00	0	0	914.8	823.7	823.7
06/13/2014 15:00	0	0	782	703	703
06/13/2014 16:00	0	0	912.3	821.1	821.1
06/13/2014 17:00	0	0	551.1	495.2	495.2
06/13/2014 18:00	0	0	708.2	636.8	636.8
06/13/2014 19:00	0	0	943.2	848.1	848.1
06/13/2014 20:00	0	0	626.8	564.7	564.7
06/13/2014 21:00	0	0	597.5	537.1	537.1
06/13/2014 22:00	0	0	749.2	674.5	674.5
06/13/2014 23:00	0	0	491.9	442.6	442.6
06/14/2014 00:00	0	0	525.2	472.7	472.7
06/14/2014 01:00	0	0	609	547.8	547.8
06/14/2014 02:00	0	0	482	433.8	433.8
06/14/2014 03:00	0	0	565.5	509.3	509.3
06/14/2014 04:00	0	0	492.2	443.3	443.3
06/14/2014 05:00	0	0	374.5	337.1	337.1
06/14/2014 06:00	0	0	464.5	418	418
06/14/2014 07:00	0	0	804.5	723.6	723.6
06/14/2014 08:00	0	0	585.3	526.8	526.8
06/14/2014 09:00	0	0	617.2	554.8	554.8
06/14/2014 10:00	0	0	654.6	588.7	588.7
06/14/2014 11:00	0	0	523.7	471.1	471.1
06/14/2014 12:00	0	0	605.6	544.6	544.6
06/14/2014 13:00	0	0	437.8	394.5	394.5
06/14/2014 14:00	0	0	408.4	368.2	368.2
06/14/2014 15:00	0	0	557.4	501	501
06/14/2014 16:00	0	0	621.5	559.3	559.3
06/14/2014 17:00	0	0	696.1	626.1	626.1
06/14/2014 18:00	0	0	754.9	679.4	679.4
06/14/2014 19:00	0	0	715.7	644.1	644.1
06/14/2014 20:00	0	0	685.4	616.5	616.5
06/14/2014 21:00	0	0	416.6	375.2	375.2
06/14/2014 22:00	0	0	302	272.4	272.4
06/14/2014 23:00	0	0	381.2	343.7	343.7
06/15/2014 00:00	0	0	420	377.9	377.9
06/15/2014 01:00	0	0	316.7	284.5	284.5
06/15/2014 02:00	0	0	691.1	622.7	622.7
06/15/2014 03:00	0	0	954.8	859.7	859.7
06/15/2014 04:00	0	0	619.3	557.9	557.9
06/15/2014 05:00	0	0	902.3	811.5	811.5
06/15/2014 06:00	0	0	977.5	879.9	879.9
06/15/2014 07:00	0	0	668.4	601	601
06/15/2014 08:00	0	0	597.4	537.6	537.6
06/15/2014 09:00	1.7	1.7	719.2	648	649.7
06/15/2014 10:00	0	0	815.5	733.4	733.4
06/15/2014 11:00	0	0	790.8	712.3	712.3
06/15/2014 12:00	0	0	775.2	697.7	697.7

	Unit 1 (Part 75 Data)	Unit 1 (Part 60 Data)	Unit 2 (Part 75 Data)	Unit 2 (Part 60 Data)	Units 1&2 Combined
	SO2_LbPerHr	SO2_P60_LbPerHr	SO2_LbPerHr	SO2_P60_LbPerHr	(Part 60 Data)
	1H	1H	1H	1H	
Time	Value	Value	Value	Value	
06/15/2014 13:00	0	0	757.9	681.9	681.9
06/15/2014 14:00	0	0	794.9	715.8	715.8
06/15/2014 15:00	1.8	1.8	803.8	724.2	726
06/15/2014 16:00	47.3	47.3	901.3	811.4	858.7
06/15/2014 17:00	204.8	204.8	793.4	713.6	918.4
06/15/2014 18:00	390.3	390.3	708.1	637.3	1027.6
06/15/2014 19:00	363.5	363.5	707.6	636.9	1000.4
06/15/2014 20:00	345.8	345.8	953.9	857.9	1203.7
06/15/2014 21:00	344.1	344.1	845.4	761.7	1105.8
06/15/2014 22:00	338	338	624	562.4	900.4
06/15/2014 23:00	215.7	215.7	459.5	413	628.7
06/16/2014 00:00	152.3	152.3	508.3	457	609.3
06/16/2014 01:00	143.6	143.6	517.6	465.5	609.1
06/16/2014 02:00	156.7	156.7	577	519.6	676.3
06/16/2014 03:00	209.1	209.1	565.7	509.2	718.3
06/16/2014 04:00	277.9	277.9	668.2	601.2	879.1
06/16/2014 05:00	307.6	307.6	557.2	501.9	809.5
06/16/2014 06:00	328.3	328.3	620.4	558.2	886.5
06/16/2014 07:00	403.8	403.8	637.1	573.3	977.1
06/16/2014 08:00	526.9	526.9	463.5	417.8	944.7
06/16/2014 09:00	597.8	597.8	876.3	789	1386.8
06/16/2014 10:00	798.2	798.2	1001.5	900.9	1699.1
06/16/2014 11:00	781.2	781.2	752	676.8	1458
06/16/2014 12:00	846.5	846.5	759.3	684	1530.5
06/16/2014 13:00	777.3	777.3	828.8	745.6	1522.9
06/16/2014 14:00	858.7	858.7	866.7	779.2	1637.9
06/16/2014 15:00	993.8	993.8	873	785.7	1779.5
06/16/2014 16:00	825.4	825.4	792.2	713.6	1539
06/16/2014 17:00	763.6	763.6	749.1	674.6	1438.2
06/16/2014 18:00	813.4	813.4	679.7	611.1	1424.5
06/16/2014 19:00	714.4	714.4	812.4	731.3	1445.7
06/16/2014 20:00	740	740	946.3	851.1	1591.1
06/16/2014 21:00	726.2	726.2	829.7	746.3	1472.5
06/16/2014 22:00	524.4	524.4	703.7	632.9	1157.3
06/16/2014 23:00	462	462	588.2	529.8	991.8
06/17/2014 00:00	562	562	371.4	334.9	896.9
06/17/2014 01:00	490.1	490.1	554.6	499.3	989.4
06/17/2014 02:00	446.1	446.1	515.7	463.8	909.9
06/17/2014 03:00	534.1	534.1	542.4	487.6	1021.7
06/17/2014 04:00	496.1	496.1	629.7	567.4	1063.5
06/17/2014 05:00	893.4	893.4	592.6	532.8	1426.2
06/17/2014 06:00	1030	1030	586.4	527.2	1557.2
06/17/2014 07:00	1154.6	1154.6	862.1	775.9	1930.5
06/17/2014 08:00	632.3	632.3	1061.2	954.3	1586.6
06/17/2014 09:00	1013.8	1013.8	1027.9	924.5	1938.3
06/17/2014 10:00	940.8	940.8	921.2	829.3	1770.1
06/17/2014 11:00	872.4	872.4	785	706.3	1578.7
06/17/2014 12:00	840.6	840.6	616.5	555.6	1396.2
06/17/2014 13:00	764.4	764.4	484.7	436.1	1200.5
06/17/2014 14:00	714	714	632.6	569.7	1283.7
06/17/2014 15:00	695.2	695.2	404.2	364.3	1059.5
06/17/2014 16:00	721.2	721.2	433.6	390.2	1111.4
06/17/2014 17:00	754.1	754.1	586.1	527.7	1281.8
06/17/2014 18:00	717.1	717.1	473.1	425.5	1142.6
06/17/2014 19:00	725.3	725.3	625.1	562	1287.3
06/17/2014 20:00	743.4	743.4	822.5	739.6	1483
06/17/2014 21:00	717	717	878.5	790.3	1507.3
06/17/2014 22:00	731.3	731.3	872.4	785.8	1517.1
06/17/2014 23:00	673.3	673.3	644.6	579.5	1252.8
06/18/2014 00:00	742.7	742.7	881.2	793.1	1535.8
06/18/2014 01:00	509.2	509.2	514.3	462.8	972
06/18/2014 02:00	465.2	465.2	489	440.4	905.6
06/18/2014 03:00	682	682	671.3	604	1286
06/18/2014 04:00	576.8	576.8	773.6	695.7	1272.5
06/18/2014 05:00	690.7	690.7	799.9	719.6	1410.3

	Unit 1 (Part 75 Data)	Unit 1 (Part 60 Data)	Unit 2 (Part 75 Data)	Unit 2 (Part 60 Data)	Units 1&2 Combined
	SO2_LbPerHr	SO2_P60_LbPerHr	SO2_LbPerHr	SO2_P60_LbPerHr	(Part 60 Data)
	1H	1H	1H	1H	
Time	Value	Value	Value	Value	
06/18/2014 06:00	806.5	806.5	904.9	814.4	1620.9
06/18/2014 07:00	705.6	705.6	862.8	776.4	1482
06/18/2014 08:00	720.8	720.8	663.1	597	1317.8
06/18/2014 09:00	781.2	781.2	747.2	673.3	1454.5
06/18/2014 10:00	788.9	788.9	616.6	555.5	1344.4
06/18/2014 11:00	619.8	619.8	585.6	527	1146.8
06/18/2014 12:00	282.8	282.8	475.2	427.1	709.9
06/18/2014 13:00	62.1	62.1	575.4	517.9	580
06/18/2014 14:00	52.7	52.7	570.1	512.7	565.4
06/18/2014 15:00	212.7	212.7	484.2	435.4	648.1
06/18/2014 16:00	454.7	454.7	516.3	464.7	919.4
06/18/2014 17:00	450.2	450.2	514.9	463.4	913.6
06/18/2014 18:00	475.4	475.4	504.8	454.6	930
06/18/2014 19:00	478.3	478.3	512.7	460.8	939.1
06/18/2014 20:00	470	470	477.1	429.6	899.6
06/18/2014 21:00	463	463	486.6	437.8	900.8
06/18/2014 22:00	472.5	472.5	422.7	379.9	852.4
06/18/2014 23:00	546.5	546.5	273.7	245.9	792.4
06/19/2014 00:00	561	561	454.2	408.2	969.2
06/19/2014 01:00	560.5	560.5	683	614.4	1174.9
06/19/2014 02:00	499	499	493.9	444.2	943.2
06/19/2014 03:00	608.1	608.1	639.7	575.9	1184
06/19/2014 04:00	548.6	548.6	675.8	608.7	1157.3
06/19/2014 05:00	640.7	640.7	625.1	562.3	1203
06/19/2014 06:00	562.6	562.6	616.7	555.7	1118.3
06/19/2014 07:00	902.2	902.2	781.1	702.5	1604.7
06/19/2014 08:00	1026.6	1026.6	919.3	828.1	1854.7
06/19/2014 09:00	687.4	687.4	1139	1025.7	1713.1
06/19/2014 10:00	710.9	710.9	594.2	534.6	1245.5
06/19/2014 11:00	685.4	685.4	679.1	611.4	1296.8
06/19/2014 12:00	733.9	733.9	1018.8	916.7	1650.6
06/19/2014 13:00	771.5	771.5	1010.3	908.9	1680.4
06/19/2014 14:00	730.1	730.1	811.5	730.3	1460.4
06/19/2014 15:00	732.7	732.7	777.6	700.6	1433.3
06/19/2014 16:00	757	757	777.5	700.6	1457.6
06/19/2014 17:00	802.5	802.5	857.3	771.8	1574.3
06/19/2014 18:00	802.8	802.8	859	773.3	1576.1
06/19/2014 19:00	758.8	758.8	825.8	742.6	1501.4
06/19/2014 20:00	770.8	770.8	818	736.6	1507.4
06/19/2014 21:00	736.7	736.7	764.7	688	1424.7
06/19/2014 22:00	430.9	430.9	402.7	363	793.9
06/19/2014 23:00	411.7	411.7	402.5	362.3	774
06/20/2014 00:00	591.6	591.6	793.3	713.8	1305.4
06/20/2014 01:00	529.3	529.3	441.9	397.2	926.5
06/20/2014 02:00	346.2	346.2	385.6	347.3	693.5
06/20/2014 03:00	673.1	673.1	605.3	544.9	1218
06/20/2014 04:00	494.9	494.9	424.1	381.4	876.3
06/20/2014 05:00	554.9	554.9	364.1	327.2	882.1
06/20/2014 06:00	715.3	715.3	480.5	432.3	1147.6
06/20/2014 07:00	638	638	850.3	764.8	1402.8
06/20/2014 08:00	630.5	630.5	679.3	610.6	1241.1
06/20/2014 09:00	838.4	838.4	752.7	677	1515.4
06/20/2014 10:00	871	871	637	573.7	1444.7
06/20/2014 11:00	741.5	741.5	765.4	688.6	1430.1
06/20/2014 12:00	686.5	686.5	840.6	757.3	1443.8
06/20/2014 13:00	748.4	748.4	538.1	485.1	1233.5
06/20/2014 14:00	744	744	481.8	433	1177
06/20/2014 15:00	713.1	713.1	1208.4	1088.2	1801.3
06/20/2014 16:00	651.1	651.1	1049.3	943.6	1594.7
06/20/2014 17:00	749.1	749.1	637.7	574.8	1323.9
06/20/2014 18:00	687.2	687.2	511.3	460	1147.2
06/20/2014 19:00	726.9	726.9	703.7	633.3	1360.2
06/20/2014 20:00	854.9	854.9	1090.5	981.4	1836.3
06/20/2014 21:00	630.4	630.4	788.2	708.9	1339.3
06/20/2014 22:00	554.6	554.6	448.1	403.5	958.1

	Unit 1 (Part 75 Data)	Unit 1 (Part 60 Data)	Unit 2 (Part 75 Data)	Unit 2 (Part 60 Data)	Units 1&2 Combined
	SO2_LbPerHr	SO2_P60_LbPerHr	SO2_LbPerHr	SO2_P60_LbPerHr	(Part 60 Data)
	1H	1H	1H	1H	
Time	Value	Value	Value	Value	
06/20/2014 23:00	624.6	624.6	385.4	346.3	970.9
06/21/2014 00:00	628.1	628.1	595.4	536.2	1164.3
06/21/2014 01:00	622.5	622.5	406.5	366.3	988.8
06/21/2014 02:00	514.4	514.4	423.5	381.2	895.6
06/21/2014 03:00	551.5	551.5	470.6	424	975.5
06/21/2014 04:00	612.5	612.5	461.2	415.3	1027.8
06/21/2014 05:00	552.3	552.3	500.9	450.6	1002.9
06/21/2014 06:00	613.9	613.9	569.4	513.1	1127
06/21/2014 07:00	668	668	720.9	648.8	1316.8
06/21/2014 08:00	633.8	633.8	644.6	580.2	1214
06/21/2014 09:00	787.3	787.3	811.5	731.1	1518.4
06/21/2014 10:00	804.7	804.7	988.5	889.1	1693.8
06/21/2014 11:00	696.8	696.8	598	538.4	1235.2
06/21/2014 12:00	719.2	719.2	773	695.5	1414.7
06/21/2014 13:00	756.2	756.2	901.6	812	1568.2
06/21/2014 14:00	805.4	805.4	735.3	661.4	1466.8
06/21/2014 15:00	763.6	763.6	855.6	770.3	1533.9
06/21/2014 16:00	754.9	754.9	824.4	741.6	1496.5
06/21/2014 17:00	744.9	744.9	830.8	747.9	1492.8
06/21/2014 18:00	748.4	748.4	826.9	744	1492.4
06/21/2014 19:00	803.5	803.5	836.5	753.6	1557.1
06/21/2014 20:00	764.9	764.9	839.7	754.9	1519.8
06/21/2014 21:00	611	611	642.1	578.1	1189.1
06/21/2014 22:00	677.1	677.1	553.2	497.9	1175
06/21/2014 23:00	726	726	691.8	623.2	1349.2
06/22/2014 00:00	628.5	628.5	548.6	493.5	1122
06/22/2014 01:00	432.6	432.6	567.1	510.4	943
06/22/2014 02:00	493.7	493.7	429.3	386.9	880.6
06/22/2014 03:00	497.5	497.5	249.6	224.3	721.8
06/22/2014 04:00	415.6	415.6	359.8	324	739.6
06/22/2014 05:00	452.7	452.7	373.4	336.1	788.8
06/22/2014 06:00	477.7	477.7	395.3	355.7	833.4
06/22/2014 07:00	599.7	599.7	462.2	415.5	1015.2
06/22/2014 08:00	605.9	605.9	515.5	464.3	1070.2
06/22/2014 09:00	577.2	577.2	536.5	483.2	1060.4
06/22/2014 10:00	704.9	704.9	562.1	505.7	1210.6
06/22/2014 11:00	729.9	729.9	672.2	605.3	1335.2
06/22/2014 12:00	813.2	813.2	976.5	879.3	1692.5
06/22/2014 13:00	742.5	742.5	852.5	766.6	1509.1
06/22/2014 14:00	676.9	676.9	772.9	696.4	1373.3
06/22/2014 15:00	700	700	785.7	706.7	1406.7
06/22/2014 16:00	879.5	879.5	813.6	732.8	1612.3
06/22/2014 17:00	884.5	884.5	888	799.2	1683.7
06/22/2014 18:00	792.6	792.6	842.7	758	1550.6
06/22/2014 19:00	708	708	767.9	690.3	1398.3
06/22/2014 20:00	847.9	847.9	871	784.5	1632.4
06/22/2014 21:00	853.9	853.9	793.7	714.5	1568.4
06/22/2014 22:00	635.8	635.8	460.6	414.8	1050.6
06/22/2014 23:00	683.5	683.5	486.7	438.5	1122
06/23/2014 00:00	737	737	620.8	558.3	1295.3
06/23/2014 01:00	500.6	500.6	450.3	405.8	906.4
06/23/2014 02:00	653.2	653.2	470.6	423.5	1076.7
06/23/2014 03:00	517.1	517.1	489.1	440.4	957.5
06/23/2014 04:00	500.1	500.1	529.7	476.9	977
06/23/2014 05:00	373.8	373.8	655.8	589.6	963.4
06/23/2014 06:00	759.1	759.1	721.9	649.2	1408.3
06/23/2014 07:00	1096.2	1096.2	813.6	732.9	1829.1
06/23/2014 08:00	1012.5	1012.5	1052.3	946.9	1959.4
06/23/2014 09:00	788	763.7	746.3	672.1	1435.8
06/23/2014 10:00	1411.1	1411.1	668.9	602.4	2013.5
06/23/2014 11:00	1020.5	1020.5	775.4	698.7	1719.2
06/23/2014 12:00	1114.3	1114.3	938.1	844.7	1959
06/23/2014 13:00	1176.7	1176.7	877.5	790.3	1967
06/23/2014 14:00	900.7	900.7	830.9	747.8	1648.5
06/23/2014 15:00	777.2	777.2	830.4	747.3	1524.5

	Unit 1 (Part 75 Data)	Unit 1 (Part 60 Data)	Unit 2 (Part 75 Data)	Unit 2 (Part 60 Data)	Units 1&2 Combined
	SO2_LbPerHr	SO2_P60_LbPerHr	SO2_LbPerHr	SO2_P60_LbPerHr	(Part 60 Data)
	1H	1H	1H	1H	
Time	Value	Value	Value	Value	
06/23/2014 16:00	880.8	880.8	876.4	789.2	1670
06/23/2014 17:00	502.1	502.1	879.5	792.2	1294.3
06/23/2014 18:00	562.4	562.4	841.4	757.9	1320.3
06/23/2014 19:00	804.7	804.7	814.2	732.6	1537.3
06/23/2014 20:00	1033.2	1033.2	807.8	726.4	1759.6
06/23/2014 21:00	1043.5	1043.5	744.5	670.4	1713.9
06/23/2014 22:00	839.8	839.8	455.6	409.5	1249.3
06/23/2014 23:00	741.7	741.7	581.8	524.1	1265.8
06/24/2014 00:00	572	572	363.3	327.3	899.3
06/24/2014 01:00	565.6	565.6	167.2	150.8	716.4
06/24/2014 02:00	739.1	739.1	116.4	105	844.1
06/24/2014 03:00	566.6	566.6	147.5	132.9	699.5
06/24/2014 04:00	697.1	697.1	235.2	211.3	908.4
06/24/2014 05:00	686.7	686.7	319.6	287.4	974.1
06/24/2014 06:00	860.9	860.9	322.1	290.3	1151.2
06/24/2014 07:00	895.5	895.5	290.8	261.7	1157.2
06/24/2014 08:00	807.6	807.6	320.8	288.3	1095.9
06/24/2014 09:00	786.6	786.6	450	405.8	1192.4
06/24/2014 10:00	699.5	699.5	274.6	246.3	945.8
06/24/2014 11:00	785.9	785.9	275.5	247.4	1033.3
06/24/2014 12:00	758.2	758.2	385.4	347.3	1105.5
06/24/2014 13:00	717.8	717.8	168.9	152.8	870.6
06/24/2014 14:00	728.6	728.6	108.4	98.4	827
06/24/2014 15:00	777.4	777.4	82.3	74.3	851.7
06/24/2014 16:00	866.3	866.3	155.3	139.2	1005.5
06/24/2014 17:00	754.5	754.5	266.4	240.2	994.7
06/24/2014 18:00	843.8	843.8	357.2	320.9	1164.7
06/24/2014 19:00	806.7	806.7	364.4	328.2	1134.9
06/24/2014 20:00	984.7	984.7	353	316.9	1301.6
06/24/2014 21:00	1257.8	1257.8	302.2	272.8	1530.6
06/24/2014 22:00	1074.6	1074.6	287.6	259	1333.6
06/24/2014 23:00	523.8	523.8	186.6	167.6	691.4
06/25/2014 00:00	572.9	572.9	260.8	235.2	808.1
06/25/2014 01:00	500.1	500.1	251	225.3	725.4
06/25/2014 02:00	674.7	674.7	263.7	237.9	912.6
06/25/2014 03:00	675.1	675.1	278.5	251	926.1
06/25/2014 04:00	599.7	599.7	370.2	333.3	933
06/25/2014 05:00	623.6	623.6	460.9	415.2	1038.8
06/25/2014 06:00	786.1	786.1	497.4	447.1	1233.2
06/25/2014 07:00	811.1	811.1	716.2	644	1455.1
06/25/2014 08:00	760.7	760.7	654.7	589.8	1350.5
06/25/2014 09:00	810.3	810.3	623.6	561.1	1371.4
06/25/2014 10:00	797.2	797.2	666.8	600.5	1397.7
06/25/2014 11:00	926.7	926.7	765.9	688.5	1615.2
06/25/2014 12:00	905.4	905.4	719.1	647.4	1552.8
06/25/2014 13:00	668.3	668.3	670.1	602.5	1270.8
06/25/2014 14:00	718.9	718.9	633.7	570.1	1289
06/25/2014 15:00	808.9	808.9	612.4	550.7	1359.6
06/25/2014 16:00	731.3	731.3	556.6	501.5	1232.8
06/25/2014 17:00	697.6	697.6	595.7	536.4	1234
06/25/2014 18:00	774.6	774.6	580.2	522.8	1297.4
06/25/2014 19:00	738.2	738.2	670	602.4	1340.6
06/25/2014 20:00	784.7	784.7	735	661.1	1445.8
06/25/2014 21:00	758	758	677.2	609.5	1367.5
06/25/2014 22:00	721.7	721.7	544.1	490.5	1212.2
06/25/2014 23:00	549.4	549.4	320.8	288.9	838.3
06/26/2014 00:00	748	748	338.7	305.3	1053.3
06/26/2014 01:00	594.8	594.8	331.6	298.3	893.1
06/26/2014 02:00	610.2	610.2	351.6	316.1	926.3
06/26/2014 03:00	629.8	629.8	352.1	316.4	946.2
06/26/2014 04:00	608.7	608.7	363.6	327.4	936.1
06/26/2014 05:00	754.5	754.5	421.9	380.4	1134.9
06/26/2014 06:00	821.1	821.1	601.1	541.8	1362.9
06/26/2014 07:00	681	681	653.7	589.2	1270.2
06/26/2014 08:00	804.5	804.5	1215.1	1093.6	1898.1

	Unit 1 (Part 75 Data)	Unit 1 (Part 60 Data)	Unit 2 (Part 75 Data)	Unit 2 (Part 60 Data)	Units 1&2 Combined
	SO2_LbPerHr	SO2_P60_LbPerHr	SO2_LbPerHr	SO2_P60_LbPerHr	(Part 60 Data)
	1H	1H	1H	1H	
Time	Value	Value	Value	Value	
06/26/2014 09:00	849.2	849.2	587	528.3	1377.5
06/26/2014 10:00	828.3	828.3	620.2	557.3	1385.6
06/26/2014 11:00	746.3	746.3	659.8	594.6	1340.9
06/26/2014 12:00	793.8	793.8	670.5	603.2	1397
06/26/2014 13:00	792.7	792.7	609.2	548.3	1341
06/26/2014 14:00	819.1	819.1	615.1	554	1373.1
06/26/2014 15:00	817	817	627.9	564.5	1381.5
06/26/2014 16:00	773.7	773.7	601.9	542.5	1316.2
06/26/2014 17:00	810.4	810.4	617.5	555.7	1366.1
06/26/2014 18:00	867.1	867.1	651.2	585.5	1452.6
06/26/2014 19:00	788.7	788.7	678.9	611.1	1399.8
06/26/2014 20:00	818	818	945.9	851.5	1669.5
06/26/2014 21:00	830.3	830.3	1272.8	1146.1	1976.4
06/26/2014 22:00	744.5	744.5	847.1	763.2	1507.7
06/26/2014 23:00	563.2	563.2	393.8	354.6	917.8
06/27/2014 00:00	778	778	365.8	329.7	1107.7
06/27/2014 01:00	569	569	301	270.5	839.5
06/27/2014 02:00	592.1	592.1	394.3	354.5	946.6
06/27/2014 03:00	598.2	598.2	406.4	366.1	964.3
06/27/2014 04:00	646.5	646.5	383.4	344.5	991
06/27/2014 05:00	658.8	658.8	423.9	381.7	1040.5
06/27/2014 06:00	723.7	723.7	449.7	405.1	1128.8
06/27/2014 07:00	865.3	865.3	681.2	613.3	1478.6
06/27/2014 08:00	747.2	747.2	812.4	730.6	1477.8
06/27/2014 09:00	768.9	768.9	980.8	882.3	1651.2
06/27/2014 10:00	827.9	827.9	945.8	852	1679.9
06/27/2014 11:00	819.3	819.3	1073.1	965	1784.3
06/27/2014 12:00	811.2	811.2	1022.9	920.6	1731.8
06/27/2014 13:00	761.8	761.8	603.5	542.3	1304.1
06/27/2014 14:00	791.7	791.7	592.8	533.7	1325.4
06/27/2014 15:00	823.5	823.5	581.1	522.2	1345.7
06/27/2014 16:00	814.8	814.8	643.3	578.2	1393
06/27/2014 17:00	790.1	790.1	659.6	594.1	1384.2
06/27/2014 18:00	807.6	807.6	670.4	604.2	1411.8
06/27/2014 19:00	792.4	792.4	602.1	542.3	1334.7
06/27/2014 20:00	850.4	850.4	837.9	753.9	1604.3
06/27/2014 21:00	802.8	802.8	963.3	867.2	1670
06/27/2014 22:00	663.9	663.9	666.5	599.9	1263.8
06/27/2014 23:00	736.6	736.6	239.8	216.5	953.1
06/28/2014 00:00	793.8	793.8	155.7	140.3	934.1
06/28/2014 01:00	598.3	598.3	163.5	147.3	745.6
06/28/2014 02:00	541.2	541.2	186.3	167.5	708.7
06/28/2014 03:00	581.7	581.7	161.3	144.8	726.5
06/28/2014 04:00	559.7	559.7	235.9	213	772.7
06/28/2014 05:00	629.9	629.9	317.2	285.8	915.7
06/28/2014 06:00	725.2	725.2	554.3	499.3	1224.5
06/28/2014 07:00	737.7	737.7	452.4	407.7	1145.4
06/28/2014 08:00	878	878	142	128.1	1006.1
06/28/2014 09:00	864.5	864.5	138.1	124.4	988.9
06/28/2014 10:00	853.9	853.9	120.8	108.6	962.5
06/28/2014 11:00	851.7	851.7	167.1	150.8	1002.5
06/28/2014 12:00	49810.2	0	59.2	0	0
06/28/2014 13:00	923.8	895	0	0	895
06/28/2014 14:00	837.9	837.9	0	0	837.9
06/28/2014 15:00	793.3	793.3	0	0	793.3
06/28/2014 16:00	758.7	758.7	0	0	758.7
06/28/2014 17:00	910.1	910.1	0	0	910.1
06/28/2014 18:00	924.8	924.8	0	0	924.8
06/28/2014 19:00	776.9	776.9	0	0	776.9
06/28/2014 20:00	723.6	723.6	0	0	723.6
06/28/2014 21:00	840.8	840.8	0	0	840.8
06/28/2014 22:00	981	981	0	0	981
06/28/2014 23:00	849.5	849.5	0	0	849.5
06/29/2014 00:00	654.5	654.5	0	0	654.5
06/29/2014 01:00	554.8	554.8	0	0	554.8

	Unit 1 (Part 75 Data)	Unit 1 (Part 60 Data)	Unit 2 (Part 75 Data)	Unit 2 (Part 60 Data)	Units 1&2 Combined
	SO2_LbPerHr	SO2_P60_LbPerHr	SO2_LbPerHr	SO2_P60_LbPerHr	(Part 60 Data)
	1H	1H	1H	1H	
Time	Value	Value	Value	Value	
06/29/2014 02:00	675.5	675.5	0	0	675.5
06/29/2014 03:00	430.2	430.2	0	0	430.2
06/29/2014 04:00	455.6	455.6	0	0	455.6
06/29/2014 05:00	476.2	476.2	0	0	476.2
06/29/2014 06:00	648	648	0	0	648
06/29/2014 07:00	683	683	0	0	683
06/29/2014 08:00	643.6	643.6	0	0	643.6
06/29/2014 09:00	784.4	784.4	0	0	784.4
06/29/2014 10:00	897.5	897.5	0	0	897.5
06/29/2014 11:00	782.1	782.1	0	0	782.1
06/29/2014 12:00	774.6	774.6	0	0	774.6
06/29/2014 13:00	804.9	804.9	0	0	804.9
06/29/2014 14:00	845.7	845.7	0	0	845.7
06/29/2014 15:00	830.4	830.4	0	0	830.4
06/29/2014 16:00	781.7	781.7	0	0	781.7
06/29/2014 17:00	812.7	812.7	0	0	812.7
06/29/2014 18:00	836.1	836.1	0	0	836.1
06/29/2014 19:00	783.5	783.5	0	0	783.5
06/29/2014 20:00	790.5	790.5	0	0	790.5
06/29/2014 21:00	776.8	776.8	0	0	776.8
06/29/2014 22:00	644.4	644.4	0	0	644.4
06/29/2014 23:00	702.7	702.7	50.4	0	702.7
06/30/2014 00:00	760.8	760.8	3.1	3.1	763.9
06/30/2014 01:00	636.7	636.7	18.8	17.3	654
06/30/2014 02:00	678.9	678.9	26.1	23.7	702.6
06/30/2014 03:00	691.8	691.8	31.6	28.4	720.2
06/30/2014 04:00	663.8	663.8	64.9	0	663.8
06/30/2014 05:00	727.9	727.9	65.1	0	727.9
06/30/2014 06:00	747.5	747.5	65.1	0	747.5
06/30/2014 07:00	774.2	774.2	66	0	774.2
06/30/2014 08:00	889.1	889.1	99.2	89.5	978.6
06/30/2014 09:00	789.9	789.9	34.9	31.6	821.5
06/30/2014 10:00	731.2	731.2	45.8	41	772.2
06/30/2014 11:00	846.8	846.8	164.2	147.6	994.4
06/30/2014 12:00	1099.8	1099.8	281.3	252.8	1352.6
06/30/2014 13:00	1296.8	1296.8	549.5	494.3	1791.1
06/30/2014 14:00	792.6	792.6	474.4	427.5	1220.1
06/30/2014 15:00	550.6	550.6	390.2	351.2	901.8
06/30/2014 16:00	601.7	601.7	404.9	364.8	966.5
06/30/2014 17:00	522.5	522.5	491.5	442.5	965
06/30/2014 18:00	502.3	502.3	463.5	416.4	918.7
06/30/2014 19:00	594.5	594.5	407.2	365.8	960.3
06/30/2014 20:00	604.7	604.7	865.7	779.1	1383.8
06/30/2014 21:00	616.1	616.1	426.5	384.6	1000.7
06/30/2014 22:00	536.1	536.1	308.2	278.1	814.2
06/30/2014 23:00	380.7	380.7	274.1	246	626.7
07/01/2014 00:00	528.9	528.9	388.1	348.6	877.5
07/01/2014 01:00	434.9	434.9	418.2	376.9	811.8
07/01/2014 02:00	345.3	345.3	312.1	280.7	626
07/01/2014 03:00	374.9	374.9	294.3	265.1	640
07/01/2014 04:00	379.4	379.4	395.1	355.9	735.3
07/01/2014 05:00	364.9	364.9	466.8	420.3	785.2
07/01/2014 06:00	509.6	509.6	460.2	414	923.6
07/01/2014 07:00	531.7	531.7	475.8	427.8	959.5
07/01/2014 08:00	550	550	454	407.8	957.8
07/01/2014 09:00	490.4	490.4	456.4	410.4	900.8
07/01/2014 10:00	680.3	680.3	462.8	416.1	1096.4
07/01/2014 11:00	778.1	778.1	507.3	456.1	1234.2
07/01/2014 12:00	807.2	807.2	492.6	443.8	1251
07/01/2014 13:00	784.9	784.9	731.5	658.6	1443.5
07/01/2014 14:00	811.4	811.4	819.6	736.8	1548.2
07/01/2014 15:00	846.7	846.7	1035	931.3	1778
07/01/2014 16:00	831.9	831.9	937.6	843.6	1675.5
07/01/2014 17:00	816.6	816.6	786.9	707.4	1524
07/01/2014 18:00	842	842	756.6	681.1	1523.1

	Unit 1 (Part 75 Data)	Unit 1 (Part 60 Data)	Unit 2 (Part 75 Data)	Unit 2 (Part 60 Data)	Units 1&2 Combined
	SO2_LbPerHr	SO2_P60_LbPerHr	SO2_LbPerHr	SO2_P60_LbPerHr	(Part 60 Data)
	1H	1H	1H	1H	
Time	Value	Value	Value	Value	
07/01/2014 19:00	789.7	789.7	883.2	795.5	1585.2
07/01/2014 20:00	844.1	844.1	963.8	867.8	1711.9
07/01/2014 21:00	801.4	801.4	842.3	758.7	1560.1
07/01/2014 22:00	807.8	807.8	766.1	689.9	1497.7
07/01/2014 23:00	704.9	704.9	627.5	565.3	1270.2
07/02/2014 00:00	777	777	755	679.3	1456.3
07/02/2014 01:00	724.4	724.4	799.9	720.5	1444.9
07/02/2014 02:00	367.8	367.8	632.9	570.1	937.9
07/02/2014 03:00	0	0	708.5	637	637
07/02/2014 04:00	0	0	556.2	500.6	500.6
07/02/2014 05:00	0	0	760	683.6	683.6
07/02/2014 06:00	0	0	1004.4	903.6	903.6
07/02/2014 07:00	0	0	814.4	733.7	733.7
07/02/2014 08:00	0	0	847.1	761.7	761.7
07/02/2014 09:00	0	0	792.7	713.6	713.6
07/02/2014 10:00	0	0	802	721.6	721.6
07/02/2014 11:00	0	0	892.8	803.5	803.5
07/02/2014 12:00	0	0	847.2	761.6	761.6
07/02/2014 13:00	0	0	823.4	741.8	741.8
07/02/2014 14:00	0	0	849.6	764	764
07/02/2014 15:00	0	0	934	839.8	839.8
07/02/2014 16:00	0	0	901.6	811.4	811.4
07/02/2014 17:00	0	0	835	750.9	750.9
07/02/2014 18:00	0	0	844.2	760	760
07/02/2014 19:00	0	0	857.5	771.4	771.4
07/02/2014 20:00	0	0	817.5	735.4	735.4
07/02/2014 21:00	0	0	763	686.3	686.3
07/02/2014 22:00	0	0	673.9	606.7	606.7
07/02/2014 23:00	0	0	645.6	581.6	581.6
07/03/2014 00:00	0	0	712.9	642.2	642.2
07/03/2014 01:00	0	0	580.2	522.4	522.4
07/03/2014 02:00	0	0	512.1	460.6	460.6
07/03/2014 03:00	0	0	558.2	501.9	501.9
07/03/2014 04:00	0	0	533.5	480.3	480.3
07/03/2014 05:00	0	0	868.5	781.1	781.1
07/03/2014 06:00	0	0	730.1	656.6	656.6
07/03/2014 07:00	0	0	792.3	712.5	712.5
07/03/2014 08:00	0	0	751	675.1	675.1
07/03/2014 09:00	0	0	999.6	898.9	898.9
07/03/2014 10:00	0	0	817.5	736.4	736.4
07/03/2014 11:00	0	0	793.8	714.6	714.6
07/03/2014 12:00	0	0	707.4	637.4	637.4
07/03/2014 13:00	0	0	805.9	725.1	725.1
07/03/2014 14:00	0	0	1046.9	942.6	942.6
07/03/2014 15:00	0	0	521.1	469.8	469.8
07/03/2014 16:00	0	0	840.2	755.8	755.8
07/03/2014 17:00	0	0	727.8	654.8	654.8
07/03/2014 18:00	0	0	674.1	606	606
07/03/2014 19:00	0	0	653.1	587.6	587.6
07/03/2014 20:00	0	0	709	638.6	638.6
07/03/2014 21:00	0	0	546.4	491.1	491.1
07/03/2014 22:00	0	0	624.6	562	562
07/03/2014 23:00	0	0	481.1	432.4	432.4
07/04/2014 00:00	0	0	562.9	506.2	506.2
07/04/2014 01:00	0	0	573.5	516.3	516.3
07/04/2014 02:00	0	0	431	387.4	387.4
07/04/2014 03:00	0	0	490.8	442.3	442.3
07/04/2014 04:00	0	0	446.8	402.1	402.1
07/04/2014 05:00	0	0	407.5	366.8	366.8
07/04/2014 06:00	0	0	330.2	297.5	297.5
07/04/2014 07:00	0	0	328.5	296.1	296.1
07/04/2014 08:00	0	0	304	273.3	273.3
07/04/2014 09:00	0	0	384	346	346
07/04/2014 10:00	0	0	435.7	392.4	392.4
07/04/2014 11:00	0	0	639.2	575.8	575.8

	Unit 1 (Part 75 Data)	Unit 1 (Part 60 Data)	Unit 2 (Part 75 Data)	Unit 2 (Part 60 Data)	Units 1&2 Combined
	SO2_LbPerHr	SO2_P60_LbPerHr	SO2_LbPerHr	SO2_P60_LbPerHr	(Part 60 Data)
	1H	1H	1H	1H	
Time	Value	Value	Value	Value	
07/04/2014 12:00	0	0	634.7	570.9	570.9
07/04/2014 13:00	0	0	306.8	276.1	276.1
07/04/2014 14:00	0	0	307.8	277.3	277.3
07/04/2014 15:00	0	0	435.6	392.2	392.2
07/04/2014 16:00	0	0	390	350.3	350.3
07/04/2014 17:00	0	0	401.8	361.8	361.8
07/04/2014 18:00	0	0	280.4	251.9	251.9
07/04/2014 19:00	0	0	267.4	240.9	240.9
07/04/2014 20:00	0	0	301.3	271.5	271.5
07/04/2014 21:00	0	0	314.5	283.1	283.1
07/04/2014 22:00	0	0	266.5	239.9	239.9
07/04/2014 23:00	0	0	355	319.6	319.6
07/05/2014 00:00	0	0	247.1	222.6	222.6
07/05/2014 01:00	0	0	281	252.9	252.9
07/05/2014 02:00	0	0	291.3	261.7	261.7
07/05/2014 03:00	0	0	352.2	317.1	317.1
07/05/2014 04:00	0	0	398.8	358.5	358.5
07/05/2014 05:00	0	0	432.8	390	390
07/05/2014 06:00	0	0	440.6	396.3	396.3
07/05/2014 07:00	0	0	497.6	448.4	448.4
07/05/2014 08:00	0	0	458.3	412.5	412.5
07/05/2014 09:00	0	0	622.5	560.5	560.5
07/05/2014 10:00	0	0	517.6	465.1	465.1
07/05/2014 11:00	0	0	456.3	410.1	410.1
07/05/2014 12:00	0	0	594.9	535.8	535.8
07/05/2014 13:00	0	0	570.4	512.7	512.7
07/05/2014 14:00	0	0	654.3	588.3	588.3
07/05/2014 15:00	0	0	855.7	770.3	770.3
07/05/2014 16:00	0	0	687.8	619.5	619.5
07/05/2014 17:00	0	0	488	438.9	438.9
07/05/2014 18:00	0	0	436.2	392.9	392.9
07/05/2014 19:00	0	0	308.9	278.2	278.2
07/05/2014 20:00	0	0	439.1	394.6	394.6
07/05/2014 21:00	0	0	365.7	328.5	328.5
07/05/2014 22:00	0	0	447.9	403.4	403.4
07/05/2014 23:00	0	0	751.7	676.3	676.3
07/06/2014 00:00	20901.2	0	592.3	533.4	533.4
07/06/2014 01:00	0	0	549.5	494.9	494.9
07/06/2014 02:00	0	0	556.9	500.8	500.8
07/06/2014 03:00	0	0	704.4	633.4	633.4
07/06/2014 04:00	0	0	840.2	755.6	755.6
07/06/2014 05:00	0	0	951.7	856	856
07/06/2014 06:00	0	0	832.1	748.7	748.7
07/06/2014 07:00	0	0	751	675.5	675.5
07/06/2014 08:00	0	0	725.5	652.8	652.8
07/06/2014 09:00	0.9	0	788.8	710.3	710.3
07/06/2014 10:00	112.3	112.3	778.2	699.6	811.9
07/06/2014 11:00	208.2	208.2	767.8	691.4	899.6
07/06/2014 12:00	769.6	769.6	772.6	695.5	1465.1
07/06/2014 13:00	355.9	355.9	713.5	642.7	998.6
07/06/2014 14:00	710.4	710.4	829.1	746.5	1456.9
07/06/2014 15:00	1086.3	1086.3	958.2	861.5	1947.8
07/06/2014 16:00	861.8	861.8	872.1	784.7	1646.5
07/06/2014 17:00	999.1	999.1	742.9	667.8	1666.9
07/06/2014 18:00	748.6	748.6	768.8	691.7	1440.3
07/06/2014 19:00	739.6	739.6	888.3	799.1	1538.7
07/06/2014 20:00	709.3	709.3	965.9	868.5	1577.8
07/06/2014 21:00	689.5	689.5	783.5	705.4	1394.9
07/06/2014 22:00	514.7	514.7	454.7	409.6	924.3
07/06/2014 23:00	522.3	522.3	349.4	314.1	836.4
07/07/2014 00:00	505.1	505.1	243.2	219.3	724.4
07/07/2014 01:00	433.4	433.4	304.6	273.6	707
07/07/2014 02:00	431.2	431.2	272.9	246.1	677.3
07/07/2014 03:00	414.2	414.2	281	252.8	667
07/07/2014 04:00	529.7	529.7	372.6	335.3	865

	Unit 1 (Part 75 Data)	Unit 1 (Part 60 Data)	Unit 2 (Part 75 Data)	Unit 2 (Part 60 Data)	Units 1&2 Combined
	SO2_LbPerHr	SO2_P60_LbPerHr	SO2_LbPerHr	SO2_P60_LbPerHr	(Part 60 Data)
	1H	1H	1H	1H	
Time	Value	Value	Value	Value	
07/07/2014 05:00	723.5	723.5	595.2	535.7	1259.2
07/07/2014 06:00	650.7	650.7	541	486.6	1137.3
07/07/2014 07:00	725.7	725.7	704.6	634.5	1360.2
07/07/2014 08:00	822.8	822.8	713.8	642	1464.8
07/07/2014 09:00	1013	1013	1129	1015.2	2028.2
07/07/2014 10:00	1109.7	1109.7	1068.9	961.8	2071.5
07/07/2014 11:00	1272.8	1272.8	1055.9	950.8	2223.6
07/07/2014 12:00	1291.6	1291.6	1015.5	914.2	2205.8
07/07/2014 13:00	1214.5	1214.5	1032.3	929.3	2143.8
07/07/2014 14:00	1156.6	1156.6	1092.2	983	2139.6
07/07/2014 15:00	1109.8	1109.8	1112.3	1001.3	2111.1
07/07/2014 16:00	1110.1	1110.1	1193.9	1074.1	2184.2
07/07/2014 17:00	1011.4	1011.4	1041.1	936.8	1948.2
07/07/2014 18:00	900.4	900.4	895.2	805.3	1705.7
07/07/2014 19:00	812.2	812.2	903.8	814.2	1626.4
07/07/2014 20:00	903.5	903.5	1041.4	937.4	1840.9
07/07/2014 21:00	868.8	868.8	956	861	1729.8
07/07/2014 22:00	653.3	653.3	706.6	636.3	1289.6
07/07/2014 23:00	787	787	725.7	652.4	1439.4
07/08/2014 00:00	733.3	733.3	802	722.2	1455.5
07/08/2014 01:00	603.9	603.9	639.2	574.8	1178.7
07/08/2014 02:00	646.8	646.8	622.6	560.5	1207.3
07/08/2014 03:00	644.2	644.2	518.5	466.8	1111
07/08/2014 04:00	667.4	667.4	704.4	634	1301.4
07/08/2014 05:00	749.4	749.4	839.8	755.5	1504.9
07/08/2014 06:00	755.5	755.5	804.9	723.9	1479.4
07/08/2014 07:00	813.7	813.7	752.5	677.3	1491
07/08/2014 08:00	997.9	997.9	856.6	771.1	1769
07/08/2014 09:00	807.1	807.1	830.9	747.5	1554.6
07/08/2014 10:00	895.9	895.9	831.4	748.1	1644
07/08/2014 11:00	955.4	955.4	1212.7	1092.4	2047.8
07/08/2014 12:00	939.6	939.6	1010.9	910.6	1850.2
07/08/2014 13:00	889.9	889.9	1016.3	913.9	1803.8
07/08/2014 14:00	891.5	891.5	952.8	856.7	1748.2
07/08/2014 15:00	948.2	948.2	1142.7	1028.5	1976.7
07/08/2014 16:00	909.7	909.7	1354.2	1219.6	2129.3
07/08/2014 17:00	884.3	884.3	1350.4	1215.4	2099.7
07/08/2014 18:00	896.9	896.9	1052.4	946.3	1843.2
07/08/2014 19:00	774.6	774.6	776.2	697.8	1472.4
07/08/2014 20:00	769.1	769.1	814.9	733.2	1502.3
07/08/2014 21:00	758.9	758.9	865.7	778.5	1537.4
07/08/2014 22:00	684.1	684.1	725.2	652.2	1336.3
07/08/2014 23:00	646.4	646.4	604.3	544	1190.4
07/09/2014 00:00	617	617	695.3	625.5	1242.5
07/09/2014 01:00	527.8	527.8	504.4	453.9	981.7
07/09/2014 02:00	542.3	542.3	277.7	250.4	792.7
07/09/2014 03:00	566.6	566.6	179.4	161	727.6
07/09/2014 04:00	660.6	660.6	405.1	364.2	1024.8
07/09/2014 05:00	716.2	716.2	858	772.9	1489.1
07/09/2014 06:00	735	735	908.8	817.2	1552.2
07/09/2014 07:00	814.9	814.9	875.3	787.4	1602.3
07/09/2014 08:00	786.6	786.6	859.7	774.1	1560.7
07/09/2014 09:00	976.8	976.8	1219.6	1097	2073.8
07/09/2014 10:00	966.8	966.8	976.6	878.3	1845.1
07/09/2014 11:00	987.1	987.1	955.5	859.2	1846.3
07/09/2014 12:00	1061.3	1061.3	991.4	892.5	1953.8
07/09/2014 13:00	1030.1	1030.1	1045	940.1	1970.2
07/09/2014 14:00	915	915	1008.3	907.5	1822.5
07/09/2014 15:00	961.7	961.7	986.8	888.2	1849.9
07/09/2014 16:00	888.7	888.7	996.7	897.8	1786.5
07/09/2014 17:00	935	935	1004.2	903.4	1838.4
07/09/2014 18:00	977.2	977.2	976.5	879.5	1856.7
07/09/2014 19:00	803.5	803.5	921.1	829.2	1632.7
07/09/2014 20:00	945.5	945.5	1017.2	916.1	1861.6
07/09/2014 21:00	726.8	726.8	929.3	836.3	1563.1

	Unit 1 (Part 75 Data)	Unit 1 (Part 60 Data)	Unit 2 (Part 75 Data)	Unit 2 (Part 60 Data)	Units 1&2 Combined
	SO2_LbPerHr	SO2_P60_LbPerHr	SO2_LbPerHr	SO2_P60_LbPerHr	(Part 60 Data)
	1H	1H	1H	1H	
Time	Value	Value	Value	Value	
07/09/2014 22:00	763.2	763.2	485.5	437	1200.2
07/09/2014 23:00	576.1	576.1	408.8	368.5	944.6
07/10/2014 00:00	573.6	573.6	381.3	343.2	916.8
07/10/2014 01:00	497.4	497.4	346.8	312.6	810
07/10/2014 02:00	352.4	352.4	229.5	206.2	558.6
07/10/2014 03:00	305.1	305.1	205.8	185.1	490.2
07/10/2014 04:00	512	512	410.1	368.7	880.7
07/10/2014 05:00	634.9	634.9	544	489.9	1124.8
07/10/2014 06:00	606.6	606.6	400.8	360.2	966.8
07/10/2014 07:00	667.7	667.7	611.2	550.2	1217.9
07/10/2014 08:00	779.1	779.1	1032.8	929.7	1708.8
07/10/2014 09:00	806.6	806.6	975.6	877.5	1684.1
07/10/2014 10:00	826.7	826.7	934.7	840.6	1667.3
07/10/2014 11:00	766.3	766.3	898.9	808.6	1574.9
07/10/2014 12:00	854.1	854.1	1253.2	1127.7	1981.8
07/10/2014 13:00	844.3	844.3	1038.2	933.6	1777.9
07/10/2014 14:00	769.9	769.9	873.8	786	1555.9
07/10/2014 15:00	857	857	936.8	842.7	1699.7
07/10/2014 16:00	831	831	997	896.9	1727.9
07/10/2014 17:00	799	799	965.6	869.3	1668.3
07/10/2014 18:00	815.2	815.2	948	853.6	1668.8
07/10/2014 19:00	788.1	788.1	981.1	883.4	1671.5
07/10/2014 20:00	888.9	888.9	1079.7	972.5	1861.4
07/10/2014 21:00	699.4	699.4	793.3	714.2	1413.6
07/10/2014 22:00	469.7	469.7	570.7	513.1	982.8
07/10/2014 23:00	484.1	484.1	582.2	524.5	1008.6
07/11/2014 00:00	533.2	533.2	736.8	663.4	1196.6
07/11/2014 01:00	439.4	439.4	583.1	525.1	964.5
07/11/2014 02:00	440.2	440.2	538.5	485.1	925.3
07/11/2014 03:00	332.9	332.9	611.6	550.9	883.8
07/11/2014 04:00	632	632	797.5	718.2	1350.2
07/11/2014 05:00	416.6	416.6	670.3	602.9	1019.5
07/11/2014 06:00	621.9	621.9	647.6	582.9	1204.8
07/11/2014 07:00	561.5	561.5	815.8	733.8	1295.3
07/11/2014 08:00	680.9	680.9	1174.3	1056.9	1737.8
07/11/2014 09:00	711.5	711.5	995.6	895.6	1607.1
07/11/2014 10:00	626.3	626.3	836	752.6	1378.9
07/11/2014 11:00	592.3	592.3	799.4	719.9	1312.2
07/11/2014 12:00	681.3	681.3	844.7	760.8	1442.1
07/11/2014 13:00	661.6	661.6	898.2	808	1469.6
07/11/2014 14:00	619	619	954.5	858.8	1477.8
07/11/2014 15:00	639.3	639.3	968.2	870.8	1510.1
07/11/2014 16:00	662.2	662.2	925.3	832.2	1494.4
07/11/2014 17:00	671.6	671.6	942.2	848.2	1519.8
07/11/2014 18:00	667.3	667.3	1381.4	1244.3	1911.6
07/11/2014 19:00	665.2	665.2	1314	1182.8	1848
07/11/2014 20:00	675.4	675.4	884.2	795.8	1471.2
07/11/2014 21:00	603.5	603.5	740.3	666.1	1269.6
07/11/2014 22:00	442.3	442.3	495.1	445.9	888.2
07/11/2014 23:00	568.3	568.3	453.6	407.8	976.1
07/12/2014 00:00	596.4	596.4	775.1	697.7	1294.1
07/12/2014 01:00	344.4	344.4	401.4	361.8	706.2
07/12/2014 02:00	480.4	480.4	527	474.3	954.7
07/12/2014 03:00	343.1	343.1	470	423.2	766.3
07/12/2014 04:00	451.6	451.6	486	437.5	889.1
07/12/2014 05:00	500.3	500.3	353.5	318.3	818.6
07/12/2014 06:00	474.6	474.6	170.2	153.4	628
07/12/2014 07:00	632	632	326.5	293.5	925.5
07/12/2014 08:00	601.4	601.4	511.3	459.6	1061
07/12/2014 09:00	535.1	535.1	628.6	565.6	1100.7
07/12/2014 10:00	626.9	626.9	815.1	733.9	1360.8
07/12/2014 11:00	905.9	905.9	1354.7	1220.1	2126
07/12/2014 12:00	871.1	871.1	1436.4	1293.8	2164.9
07/12/2014 13:00	498.4	498.4	659.1	593.1	1091.5
07/12/2014 14:00	490.1	490.1	592.3	533.4	1023.5

	Unit 1 (Part 75 Data)	Unit 1 (Part 60 Data)	Unit 2 (Part 75 Data)	Unit 2 (Part 60 Data)	Units 1&2 Combined
	SO2_LbPerHr	SO2_P60_LbPerHr	SO2_LbPerHr	SO2_P60_LbPerHr	(Part 60 Data)
	1H	1H	1H	1H	
Time	Value	Value	Value	Value	
07/12/2014 15:00	554	554	557.7	502.5	1056.5
07/12/2014 16:00	592.7	592.7	485.1	436.2	1028.9
07/12/2014 17:00	601.4	601.4	379.7	341	942.4
07/12/2014 18:00	603.5	603.5	441.1	396.5	1000
07/12/2014 19:00	578.8	578.8	641.3	577.5	1156.3
07/12/2014 20:00	558.6	558.6	786.7	708.6	1267.2
07/12/2014 21:00	559.2	559.2	878.8	791.3	1350.5
07/12/2014 22:00	712.4	712.4	1044.2	940.4	1652.8
07/12/2014 23:00	459.4	459.4	598.2	539.2	998.6
07/13/2014 00:00	398.6	398.6	200	179.6	578.2
07/13/2014 01:00	547.3	547.3	379	341.7	889
07/13/2014 02:00	325.3	325.3	618.1	555.9	881.2
07/13/2014 03:00	485.2	485.2	205.4	185.1	670.3
07/13/2014 04:00	317.7	317.7	89.7	80.2	397.9
07/13/2014 05:00	333.5	333.5	163.7	147.2	480.7
07/13/2014 06:00	455.3	455.3	854.3	768.4	1223.7
07/13/2014 07:00	556.1	556.1	465.5	418.3	974.4
07/13/2014 08:00	583.6	583.6	323.3	290.6	874.2
07/13/2014 09:00	740.3	740.3	625.5	562.9	1303.2
07/13/2014 10:00	654.8	654.8	628.1	565.5	1220.3
07/13/2014 11:00	636.7	636.7	677	609.7	1246.4
07/13/2014 12:00	648.3	648.3	745.3	671.4	1319.7
07/13/2014 13:00	645.2	645.2	749.6	675.3	1320.5
07/13/2014 14:00	658.5	658.5	693.2	624.7	1283.2
07/13/2014 15:00	643.9	643.9	664.6	598.4	1242.3
07/13/2014 16:00	652.6	652.6	669.1	603	1255.6
07/13/2014 17:00	635.5	635.5	667.3	601.4	1236.9
07/13/2014 18:00	638.8	638.8	758.8	682.9	1321.7
07/13/2014 19:00	649.4	649.4	820	737.6	1387
07/13/2014 20:00	636.5	636.5	804.9	724	1360.5
07/13/2014 21:00	628.6	628.6	845.7	761.9	1390.5
07/13/2014 22:00	599.3	599.3	1419.9	1277.5	1876.8
07/13/2014 23:00	491.6	491.6	2480.7	2233	2724.6
07/14/2014 00:00	494.8	494.8	1540.2	1387	1881.8
07/14/2014 01:00	506.8	506.8	357.4	321.7	828.5
07/14/2014 02:00	434.4	434.4	170.6	153	587.4
07/14/2014 03:00	463.3	463.3	196.9	177.7	641
07/14/2014 04:00	520.4	520.4	468.6	421.9	942.3
07/14/2014 05:00	495.4	495.4	990.4	890.8	1386.2
07/14/2014 06:00	647.6	647.6	931.8	838	1485.6
07/14/2014 07:00	548.2	548.2	684.5	615.7	1163.9
07/14/2014 08:00	536.6	536.6	604.7	543.8	1080.4
07/14/2014 09:00	623.6	623.6	575.6	518.8	1142.4
07/14/2014 10:00	646	646	630.7	568	1214
07/14/2014 11:00	598.8	598.8	697.7	627.1	1225.9
07/14/2014 12:00	615.8	615.8	658.1	593.1	1208.9
07/14/2014 13:00	613.2	613.2	612.4	551.6	1164.8
07/14/2014 14:00	621.9	621.9	633.1	570.4	1192.3
07/14/2014 15:00	604.9	604.9	587.6	529	1133.9
07/14/2014 16:00	583.7	583.7	566.7	510.3	1094
07/14/2014 17:00	612.8	612.8	594.6	535.9	1148.7
07/14/2014 18:00	633.6	633.6	639.7	575.1	1208.7
07/14/2014 19:00	620.1	620.1	678	610	1230.1
07/14/2014 20:00	690.6	690.6	782	703.8	1394.4
07/14/2014 21:00	642.3	642.3	578.9	520.6	1162.9
07/14/2014 22:00	492.5	492.5	401.3	361.2	853.7
07/14/2014 23:00	500.3	500.3	301.7	271.4	771.7
07/15/2014 00:00	750.5	750.5	440.7	397.3	1147.8
07/15/2014 01:00	632.1	632.1	737.8	663.9	1296
07/15/2014 02:00	633.2	633.2	675	607.8	1241
07/15/2014 03:00	612.2	612.2	376.8	339.6	951.8
07/15/2014 04:00	679.4	679.4	346.7	312.2	991.6
07/15/2014 05:00	669.1	669.1	528.6	475.2	1144.3
07/15/2014 06:00	745.8	745.8	767.4	690.3	1436.1
07/15/2014 07:00	906.4	906.4	1048.4	942.9	1849.3

	Unit 1 (Part 75 Data)	Unit 1 (Part 60 Data)	Unit 2 (Part 75 Data)	Unit 2 (Part 60 Data)	Units 1&2 Combined
	SO2_LbPerHr	SO2_P60_LbPerHr	SO2_LbPerHr	SO2_P60_LbPerHr	(Part 60 Data)
	1H	1H	1H	1H	
Time	Value	Value	Value	Value	
07/15/2014 08:00	1768.5	1768.5	804.1	723.9	2492.4
07/15/2014 09:00	1233.7	1233.7	770.1	693.6	1927.3
07/15/2014 10:00	560.5	560.5	880.6	792.7	1353.2
07/15/2014 11:00	534.7	534.7	548	493.9	1028.6
07/15/2014 12:00	946.5	946.5	988.4	889.5	1836
07/15/2014 13:00	632.2	632.2	847	763	1395.2
07/15/2014 14:00	696.7	696.7	530.2	477.7	1174.4
07/15/2014 15:00	816.7	816.7	921.8	830	1646.7
07/15/2014 16:00	695.7	695.7	813.7	731.9	1427.6
07/15/2014 17:00	764.2	764.2	571.5	513.6	1277.8
07/15/2014 18:00	675.9	675.9	599.8	539.5	1215.4
07/15/2014 19:00	763.9	763.9	785.4	706.6	1470.5
07/15/2014 20:00	677.5	677.5	787.1	708	1385.5
07/15/2014 21:00	659.3	659.3	523.8	471.4	1130.7
07/15/2014 22:00	607.7	607.7	445.5	401.5	1009.2
07/15/2014 23:00	648.9	648.9	630.6	567.2	1216.1
07/16/2014 00:00	583.9	583.9	304.3	273.4	857.3
07/16/2014 01:00	536.1	536.1	344.6	310.4	846.5
07/16/2014 02:00	548.8	548.8	386.6	348.5	897.3
07/16/2014 03:00	500.3	500.3	163.3	146.4	646.7
07/16/2014 04:00	743.3	743.3	218.1	195.8	939.1
07/16/2014 05:00	645.9	645.9	255.8	230.8	876.7
07/16/2014 06:00	580	580	282.6	255	835
07/16/2014 07:00	313.9	313.9	390	351.2	665.1
07/16/2014 08:00	247.9	247.9	475.5	427.6	675.5
07/16/2014 09:00	387.4	387.4	638	574.5	961.9
07/16/2014 10:00	681.9	681.9	433.8	389.7	1071.6
07/16/2014 11:00	599.7	599.7	502.9	452.8	1052.5
07/16/2014 12:00	738.1	738.1	844.9	761.2	1499.3
07/16/2014 13:00	670.1	670.1	845.4	760.9	1431
07/16/2014 14:00	687.6	687.6	781	702.5	1390.1
07/16/2014 15:00	765.5	765.5	843.2	758.3	1523.8
07/16/2014 16:00	738.7	738.7	858.3	773.3	1512
07/16/2014 17:00	637.6	637.6	858	772.6	1410.2
07/16/2014 18:00	590	590	738	664.2	1254.2
07/16/2014 19:00	372.1	372.1	498.3	448.7	820.8
07/16/2014 20:00	600.4	600.4	698.9	628.8	1229.2
07/16/2014 21:00	525.4	525.4	704	633.6	1159
07/16/2014 22:00	419.2	419.2	498.5	448.4	867.6
07/16/2014 23:00	431.7	431.7	554.1	498.7	930.4
07/17/2014 00:00	403.2	403.2	236.9	213.5	616.7
07/17/2014 01:00	394.1	394.1	146.8	131.9	526
07/17/2014 02:00	398.1	398.1	129.7	116.4	514.5
07/17/2014 03:00	412.9	412.9	171.3	153.8	566.7
07/17/2014 04:00	560.9	560.9	256.1	230.8	791.7
07/17/2014 05:00	555.2	555.2	396	356.4	911.6
07/17/2014 06:00	490.5	490.5	373.9	337.2	827.7
07/17/2014 07:00	510.1	510.1	586.5	528.4	1038.5
07/17/2014 08:00	524.7	524.7	831.7	748.2	1272.9
07/17/2014 09:00	636.7	636.7	849.1	765	1401.7
07/17/2014 10:00	743	743	720.7	648.6	1391.6
07/17/2014 11:00	814	814	859.7	773.6	1587.6
07/17/2014 12:00	723	723	843.8	759	1482
07/17/2014 13:00	759.6	759.6	845.8	760.6	1520.2
07/17/2014 14:00	788.7	788.7	842	757	1545.7
07/17/2014 15:00	752.9	752.9	832	749	1501.9
07/17/2014 16:00	680.9	680.9	808.2	727.6	1408.5
07/17/2014 17:00	693.6	693.6	803.2	722.3	1415.9
07/17/2014 18:00	655.5	655.5	683.3	615.6	1271.1
07/17/2014 19:00	723.9	723.9	840.8	757.5	1481.4
07/17/2014 20:00	632.9	632.9	864	778.2	1411.1
07/17/2014 21:00	512.2	512.2	550	494.6	1006.8
07/17/2014 22:00	409.3	409.3	299.1	268.7	678
07/17/2014 23:00	384.3	384.3	213.8	191.8	576.1
07/18/2014 00:00	337.2	337.2	185.5	167.1	504.3

	Unit 1 (Part 75 Data)	Unit 1 (Part 60 Data)	Unit 2 (Part 75 Data)	Unit 2 (Part 60 Data)	Units 1&2 Combined
	SO2_LbPerHr	SO2_P60_LbPerHr	SO2_LbPerHr	SO2_P60_LbPerHr	(Part 60 Data)
	1H	1H	1H	1H	
Time	Value	Value	Value	Value	
07/18/2014 01:00	325.6	325.6	272.3	244.5	570.1
07/18/2014 02:00	339.2	339.2	222.5	200	539.2
07/18/2014 03:00	341.7	341.7	231.6	208.4	550.1
07/18/2014 04:00	389.8	389.8	210.8	189.9	579.7
07/18/2014 05:00	457	457	288.9	260.3	717.3
07/18/2014 06:00	523.7	523.7	265.5	239.6	763.3
07/18/2014 07:00	591.3	591.3	444.3	400.4	991.7
07/18/2014 08:00	565.5	565.5	445.6	401.1	966.6
07/18/2014 09:00	579.4	579.4	710.1	638.8	1218.2
07/18/2014 10:00	598.5	598.5	728.9	655.7	1254.2
07/18/2014 11:00	596.5	596.5	616.2	555	1151.5
07/18/2014 12:00	712.4	712.4	902.1	812.7	1525.1
07/18/2014 13:00	709.9	709.9	635.1	570.8	1280.7
07/18/2014 14:00	455.9	455.9	911.6	820.2	1276.1
07/18/2014 15:00	439.9	439.9	796.1	716.3	1156.2
07/18/2014 16:00	462.1	462.1	804.7	724.6	1186.7
07/18/2014 17:00	244.6	244.6	611.2	550.3	794.9
07/18/2014 18:00	349.7	349.7	449.5	403.9	753.6
07/18/2014 19:00	316.7	316.7	523.5	471.3	788
07/18/2014 20:00	415.6	415.6	440.6	396	811.6
07/18/2014 21:00	320.6	320.6	390.5	352	672.6
07/18/2014 22:00	364.1	364.1	397.3	357.7	721.8
07/18/2014 23:00	388.2	388.2	291.5	262.5	650.7
07/19/2014 00:00	430.5	430.5	464.5	417.8	848.3
07/19/2014 01:00	298.4	298.4	309.5	278.1	576.5
07/19/2014 02:00	348.1	348.1	209.4	188	536.1
07/19/2014 03:00	339.9	339.9	279.2	251.5	591.4
07/19/2014 04:00	321.1	321.1	269.9	243	564.1
07/19/2014 05:00	492.2	492.2	270.6	243.1	735.3
07/19/2014 06:00	414.1	414.1	322.9	291.2	705.3
07/19/2014 07:00	439.4	439.4	549.1	493.5	932.9
07/19/2014 08:00	331.9	331.9	612.5	551.1	883
07/19/2014 09:00	574.2	574.2	464.4	417.3	991.5
07/19/2014 10:00	646.2	646.2	520.7	468.1	1114.3
07/19/2014 11:00	588.2	588.2	679.7	611.2	1199.4
07/19/2014 12:00	516.5	516.5	571.9	515.3	1031.8
07/19/2014 13:00	425.4	425.4	427	385	810.4
07/19/2014 14:00	515.2	515.2	500.9	450.1	965.3
07/19/2014 15:00	615.4	615.4	580.1	521.9	1137.3
07/19/2014 16:00	558.7	558.7	549.1	494.7	1053.4
07/19/2014 17:00	489.8	489.8	541.8	487.8	977.6
07/19/2014 18:00	527.9	527.9	586.4	527.2	1055.1
07/19/2014 19:00	633.5	633.5	589.1	529.6	1163.1
07/19/2014 20:00	664.2	664.2	647.3	583.1	1247.3
07/19/2014 21:00	584.6	584.6	543.3	489	1073.6
07/19/2014 22:00	484.9	484.9	432.1	389.2	874.1
07/19/2014 23:00	346.6	346.6	256.6	231.1	577.7
07/20/2014 00:00	409.5	409.5	251.2	225.7	635.2
07/20/2014 01:00	405.6	405.6	243	218.8	624.4
07/20/2014 02:00	389.5	389.5	236	211.8	601.3
07/20/2014 03:00	429.6	429.6	263.1	237.3	666.9
07/20/2014 04:00	440.8	440.8	260.4	234.7	675.5
07/20/2014 05:00	425.4	425.4	241.9	217.6	643
07/20/2014 06:00	432.2	432.2	235.1	211.9	644.1
07/20/2014 07:00	540.2	540.2	584.5	526.3	1066.5
07/20/2014 08:00	618.3	618.3	735.7	661.5	1279.8
07/20/2014 09:00	640	640	564.7	508.1	1148.1
07/20/2014 10:00	637.5	637.5	588	529.8	1167.3
07/20/2014 11:00	677.1	677.1	494.5	445.3	1122.4
07/20/2014 12:00	774.9	774.9	712.8	640.7	1415.6
07/20/2014 13:00	698.5	698.5	646.8	583	1281.5
07/20/2014 14:00	569.1	569.1	539.5	484.7	1053.8
07/20/2014 15:00	646.6	646.6	688.6	618.9	1265.5
07/20/2014 16:00	555.5	555.5	658.5	592.6	1148.1
07/20/2014 17:00	616.5	616.5	677.3	609	1225.5

	Unit 1 (Part 75 Data)	Unit 1 (Part 60 Data)	Unit 2 (Part 75 Data)	Unit 2 (Part 60 Data)	Units 1&2 Combined
	SO2_LbPerHr	SO2_P60_LbPerHr	SO2_LbPerHr	SO2_P60_LbPerHr	(Part 60 Data)
	1H	1H	1H	1H	
Time	Value	Value	Value	Value	
07/20/2014 18:00	589.3	589.3	645.9	581.5	1170.8
07/20/2014 19:00	622.6	622.6	763.1	686.1	1308.7
07/20/2014 20:00	587.6	587.6	885	797.3	1384.9
07/20/2014 21:00	451.2	451.2	446	401.8	853
07/20/2014 22:00	333.8	333.8	317.5	285.2	619
07/20/2014 23:00	354	354	315.9	283.8	637.8
07/21/2014 00:00	378.5	378.5	341.5	307.2	685.7
07/21/2014 01:00	288.5	288.5	298.7	268.5	557
07/21/2014 02:00	288.9	288.9	258.8	232.9	521.8
07/21/2014 03:00	355.2	355.2	363.7	327.5	682.7
07/21/2014 04:00	366.3	366.3	539.2	485.8	852.1
07/21/2014 05:00	301.7	301.7	548.5	494	795.7
07/21/2014 06:00	342.3	342.3	499.5	449.5	791.8
07/21/2014 07:00	393.8	393.8	553.7	497.8	891.6
07/21/2014 08:00	355	355	669	602.8	957.8
07/21/2014 09:00	627.2	627.2	727.4	653.9	1281.1
07/21/2014 10:00	462.4	462.4	615	553.3	1015.7
07/21/2014 11:00	509.6	509.6	618.8	556.5	1066.1
07/21/2014 12:00	595.7	595.7	653.6	589.1	1184.8
07/21/2014 13:00	528.8	528.8	665.1	598.4	1127.2
07/21/2014 14:00	491	491	672.2	605.6	1096.6
07/21/2014 15:00	518.4	518.4	688.6	619.9	1138.3
07/21/2014 16:00	506.9	506.9	697.7	627.3	1134.2
07/21/2014 17:00	525.5	525.5	674.7	606.4	1131.9
07/21/2014 18:00	573.6	573.6	660.6	594.4	1168
07/21/2014 19:00	534.7	534.7	775.4	698.5	1233.2
07/21/2014 20:00	544.8	544.8	747.6	672.2	1217
07/21/2014 21:00	532.6	532.6	838	754.7	1287.3
07/21/2014 22:00	509.8	509.8	964.9	868.4	1378.2
07/21/2014 23:00	430.4	430.4	597	537.3	967.7
07/22/2014 00:00	371	371	527.6	475.2	846.2
07/22/2014 01:00	383.5	383.5	495.7	446.6	830.1
07/22/2014 02:00	396.8	396.8	267.3	240.9	637.7
07/22/2014 03:00	455.9	455.9	258	232	687.9
07/22/2014 04:00	446.7	446.7	655.2	589.5	1036.2
07/22/2014 05:00	562.9	562.9	582.4	523.6	1086.5
07/22/2014 06:00	516.1	516.1	486.6	437.4	953.5
07/22/2014 07:00	552.9	552.9	788.4	710.1	1263
07/22/2014 08:00	531	531	838.6	754.5	1285.5
07/22/2014 09:00	622.6	622.6	801	720.3	1342.9
07/22/2014 10:00	450	450	766.2	690.4	1140.4
07/22/2014 11:00	490	490	826.9	744.6	1234.6
07/22/2014 12:00	413.2	413.2	885.9	797.5	1210.7
07/22/2014 13:00	550.3	550.3	852.5	767.7	1318
07/22/2014 14:00	491.6	491.6	863	777.5	1269.1
07/22/2014 15:00	514.8	514.8	808.4	727	1241.8
07/22/2014 16:00	572.8	572.8	793.5	714.3	1287.1
07/22/2014 17:00	588.4	588.4	800.3	720.1	1308.5
07/22/2014 18:00	534.5	534.5	922.4	830.8	1365.3
07/22/2014 19:00	556.2	556.2	847.1	761.6	1317.8
07/22/2014 20:00	754	754	832.7	748.6	1502.6
07/22/2014 21:00	776.1	776.1	739.3	664.6	1440.7
07/22/2014 22:00	621.3	621.3	622.7	560.7	1182
07/22/2014 23:00	421.7	421.7	653.8	588.8	1010.5
07/23/2014 00:00	440.8	440.8	581.4	523.3	964.1
07/23/2014 01:00	473.8	473.8	515.2	463.2	937
07/23/2014 02:00	416.8	416.8	456	410.3	827.1
07/23/2014 03:00	452.2	452.2	514.4	463.4	915.6
07/23/2014 04:00	559.9	559.9	707.7	637.1	1197
07/23/2014 05:00	528.6	528.6	669.2	602.8	1131.4
07/23/2014 06:00	599	599	1072.2	964.8	1563.8
07/23/2014 07:00	594.8	594.8	748.1	673.3	1268.1
07/23/2014 08:00	616.7	616.7	661.2	594.7	1211.4
07/23/2014 09:00	715.4	715.4	710.4	639.8	1355.2
07/23/2014 10:00	725.8	725.8	881.7	792.9	1518.7

	Unit 1 (Part 75 Data)	Unit 1 (Part 60 Data)	Unit 2 (Part 75 Data)	Unit 2 (Part 60 Data)	Units 1&2 Combined
	SO2_LbPerHr	SO2_P60_LbPerHr	SO2_LbPerHr	SO2_P60_LbPerHr	(Part 60 Data)
	1H	1H	1H	1H	
Time	Value	Value	Value	Value	
07/23/2014 11:00	717.2	717.2	894.8	806.1	1523.3
07/23/2014 12:00	765.6	765.6	784	705.6	1471.2
07/23/2014 13:00	725.7	725.7	761.3	684.7	1410.4
07/23/2014 14:00	651.6	651.6	812.1	731.5	1383.1
07/23/2014 15:00	733.2	733.2	865.1	777.9	1511.1
07/23/2014 16:00	757.8	757.8	817.3	736.2	1494
07/23/2014 17:00	755	755	806.6	725.6	1480.6
07/23/2014 18:00	754.1	754.1	814.3	733.3	1487.4
07/23/2014 19:00	729.1	729.1	883.8	796.1	1525.2
07/23/2014 20:00	608.5	608.5	722.5	650.1	1258.6
07/23/2014 21:00	367.5	367.5	435.5	391.2	758.7
07/23/2014 22:00	483.7	483.7	709.5	638.7	1122.4
07/23/2014 23:00	349.3	349.3	485.7	437.6	786.9
07/24/2014 00:00	396.4	396.4	395.4	356.5	752.9
07/24/2014 01:00	309.5	309.5	356	320.1	629.6
07/24/2014 02:00	375.2	375.2	307.3	277	652.2
07/24/2014 03:00	394.3	394.3	259.5	233.5	627.8
07/24/2014 04:00	443.2	443.2	286.4	257.3	700.5
07/24/2014 05:00	313.7	313.7	548.5	493.6	807.3
07/24/2014 06:00	525.4	525.4	487.5	439.5	964.9
07/24/2014 07:00	711.2	711.2	673.6	606.9	1318.1
07/24/2014 08:00	416.1	416.1	747	672.1	1088.2
07/24/2014 09:00	625.9	625.9	828.8	746.4	1372.3
07/24/2014 10:00	753.9	753.9	821.1	738.8	1492.7
07/24/2014 11:00	649.4	649.4	834.6	750.3	1399.7
07/24/2014 12:00	646.4	646.4	777.1	699	1345.4
07/24/2014 13:00	604.2	604.2	820.8	738.5	1342.7
07/24/2014 14:00	760.3	760.3	802.1	721.5	1481.8
07/24/2014 15:00	641.4	641.4	722.4	649.9	1291.3
07/24/2014 16:00	594.6	594.6	862.2	775.4	1370
07/24/2014 17:00	667.9	667.9	775.6	698.8	1366.7
07/24/2014 18:00	709.6	709.6	770.3	693.4	1403
07/24/2014 19:00	603.5	603.5	801.1	721.2	1324.7
07/24/2014 20:00	403.4	403.4	601.7	542.1	945.5
07/24/2014 21:00	482.8	482.8	481.6	433	915.8
07/24/2014 22:00	443.8	443.8	376.8	338.5	782.3
07/24/2014 23:00	366	366	159.5	143.1	509.1
07/25/2014 00:00	397.7	397.7	149	134.5	532.2
07/25/2014 01:00	399.5	399.5	164.7	148.8	548.3
07/25/2014 02:00	369.5	369.5	160.6	144.6	514.1
07/25/2014 03:00	396	396	159	143.1	539.1
07/25/2014 04:00	491	491	223.7	201.2	692.2
07/25/2014 05:00	384.5	384.5	419.6	377.5	762
07/25/2014 06:00	483.3	483.3	345.4	310.9	794.2
07/25/2014 07:00	380.2	380.2	405.4	364.2	744.4
07/25/2014 08:00	365.5	365.5	379.8	341.8	707.3
07/25/2014 09:00	636.1	636.1	427.5	384.9	1021
07/25/2014 10:00	563.5	563.5	509.5	457.8	1021.3
07/25/2014 11:00	623.7	623.7	472.4	424.4	1048.1
07/25/2014 12:00	668.3	668.3	543.3	488.8	1157.1
07/25/2014 13:00	659.9	659.9	540.5	486.9	1146.8
07/25/2014 14:00	835.4	835.4	628.3	565.9	1401.3
07/25/2014 15:00	612.5	612.5	788.1	709.3	1321.8
07/25/2014 16:00	560.9	560.9	681.8	613	1173.9
07/25/2014 17:00	563.1	563.1	414.1	372.5	935.6
07/25/2014 18:00	488.2	488.2	544.7	489.8	978
07/25/2014 19:00	460.1	460.1	253.7	228.1	688.2
07/25/2014 20:00	663.4	663.4	487.3	438.6	1102
07/25/2014 21:00	483.6	483.6	412.9	372	855.6
07/25/2014 22:00	526.7	526.7	222.4	200.1	726.8
07/25/2014 23:00	464.5	464.5	155.3	139.6	604.1
07/26/2014 00:00	594.1	594.1	191.3	171.9	766
07/26/2014 01:00	478.5	478.5	192.9	173.5	652
07/26/2014 02:00	416.3	416.3	146.3	131.8	548.1
07/26/2014 03:00	449.5	449.5	175.3	158.2	607.7

	Unit 1 (Part 75 Data)	Unit 1 (Part 60 Data)	Unit 2 (Part 75 Data)	Unit 2 (Part 60 Data)	Units 1&2 Combined
	SO2_LbPerHr	SO2_P60_LbPerHr	SO2_LbPerHr	SO2_P60_LbPerHr	(Part 60 Data)
	1H	1H	1H	1H	
Time	Value	Value	Value	Value	
07/26/2014 04:00	447.8	447.8	175.6	158.5	606.3
07/26/2014 05:00	529.2	529.2	237.5	213.5	742.7
07/26/2014 06:00	394.7	394.7	159.9	143.3	538
07/26/2014 07:00	616.4	616.4	423.7	381.4	997.8
07/26/2014 08:00	573.5	573.5	468.3	421.6	995.1
07/26/2014 09:00	606.1	606.1	457.3	411.9	1018
07/26/2014 10:00	740.4	740.4	533.4	480.4	1220.8
07/26/2014 11:00	660.7	660.7	467.1	420.4	1081.1
07/26/2014 12:00	738.1	738.1	507	456.8	1194.9
07/26/2014 13:00	792.6	792.6	740.3	665.7	1458.3
07/26/2014 14:00	770.4	770.4	602.9	542.6	1313
07/26/2014 15:00	713.4	713.4	546	491.2	1204.6
07/26/2014 16:00	761	761	565.9	508.9	1269.9
07/26/2014 17:00	812.7	812.7	623.9	560.9	1373.6
07/26/2014 18:00	800.2	800.2	714.7	643.2	1443.4
07/26/2014 19:00	802.4	802.4	730.9	657	1459.4
07/26/2014 20:00	834.8	834.8	720.1	648.5	1483.3
07/26/2014 21:00	706.5	706.5	568.1	511.3	1217.8
07/26/2014 22:00	571.9	571.9	547.9	493.4	1065.3
07/26/2014 23:00	490.4	490.4	366.3	329.7	820.1
07/27/2014 00:00	554	554	341.3	307.6	861.6
07/27/2014 01:00	372.1	372.1	285.2	256.1	628.2
07/27/2014 02:00	450.4	450.4	246.6	222	672.4
07/27/2014 03:00	390.1	390.1	217	195.3	585.4
07/27/2014 04:00	423.8	423.8	216.5	194.7	618.5
07/27/2014 05:00	378.5	378.5	231.2	208	586.5
07/27/2014 06:00	506.3	506.3	277.7	250.5	756.8
07/27/2014 07:00	559.4	559.4	505.7	455.3	1014.7
07/27/2014 08:00	738.9	738.9	667.6	601.6	1340.5
07/27/2014 09:00	764.3	764.3	728.4	656.3	1420.6
07/27/2014 10:00	809.3	809.3	828.4	744.7	1554
07/27/2014 11:00	738.1	738.1	779.2	701.3	1439.4
07/27/2014 12:00	591.4	591.4	799.7	719.9	1311.3
07/27/2014 13:00	664.8	664.8	884.6	796.9	1461.7
07/27/2014 14:00	745	745	868	780.4	1525.4
07/27/2014 15:00	755	755	1114.5	1002.9	1757.9
07/27/2014 16:00	694.4	694.4	1044.8	940.4	1634.8
07/27/2014 17:00	676.7	676.7	883	795.5	1472.2
07/27/2014 18:00	652.5	652.5	780	702	1354.5
07/27/2014 19:00	339.5	339.5	526	474.1	813.6
07/27/2014 20:00	407.6	407.6	542.5	488.5	896.1
07/27/2014 21:00	488.9	488.9	867.1	780.9	1269.8
07/27/2014 22:00	332.1	332.1	420.6	378.8	710.9
07/27/2014 23:00	385.8	385.8	299.8	269.3	655.1
07/28/2014 00:00	456.6	456.6	300.3	270	726.6
07/28/2014 01:00	507.9	507.9	227.9	205.1	713
07/28/2014 02:00	475.3	475.3	227.6	204.9	680.2
07/28/2014 03:00	509.8	509.8	243.4	219.2	729
07/28/2014 04:00	1332.4	1332.4	334.6	301.3	1633.7
07/28/2014 05:00	451.9	451.9	358.6	322.1	774
07/28/2014 06:00	302	302	360.5	324.8	626.8
07/28/2014 07:00	538.9	538.9	355.7	319.8	858.7
07/28/2014 08:00	343.5	343.5	292	263.2	606.7
07/28/2014 09:00	481.2	481.2	595.8	536.1	1017.3
07/28/2014 10:00	564.8	564.8	682.1	614.2	1179
07/28/2014 11:00	627.4	627.4	669.3	602.4	1229.8
07/28/2014 12:00	705.9	705.9	598.3	538.6	1244.5
07/28/2014 13:00	556.3	556.3	611	549.2	1105.5
07/28/2014 14:00	570.5	570.5	619.1	557.2	1127.7
07/28/2014 15:00	611.4	611.4	606.7	546.4	1157.8
07/28/2014 16:00	562.4	562.4	569.1	512.9	1075.3
07/28/2014 17:00	585.3	585.3	521.9	470.1	1055.4
07/28/2014 18:00	511.7	511.7	411.1	370.5	882.2
07/28/2014 19:00	547.4	547.4	247.7	223.6	771
07/28/2014 20:00	653.4	653.4	443.8	399.2	1052.6

	Unit 1 (Part 75 Data)	Unit 1 (Part 60 Data)	Unit 2 (Part 75 Data)	Unit 2 (Part 60 Data)	Units 1&2 Combined
	SO2_LbPerHr	SO2_P60_LbPerHr	SO2_LbPerHr	SO2_P60_LbPerHr	(Part 60 Data)
	1H	1H	1H	1H	
Time	Value	Value	Value	Value	
07/28/2014 21:00	389.7	389.7	314.2	282.9	672.6
07/28/2014 22:00	411.5	411.5	210.6	189.5	601
07/28/2014 23:00	407.2	407.2	327.4	294.7	701.9
07/29/2014 00:00	392.2	392.2	300.5	270.6	662.8
07/29/2014 01:00	392.3	392.3	286.3	257.5	649.8
07/29/2014 02:00	391.7	391.7	302.9	272.8	664.5
07/29/2014 03:00	391.5	391.5	289.7	260.9	652.4
07/29/2014 04:00	422.8	422.8	308.7	277.8	700.6
07/29/2014 05:00	394.5	394.5	322.9	290.2	684.7
07/29/2014 06:00	481.3	481.3	271.7	244.8	726.1
07/29/2014 07:00	717.8	717.8	391.4	352.5	1070.3
07/29/2014 08:00	439.5	439.5	459.5	412.9	852.4
07/29/2014 09:00	616.1	616.1	602.5	541.8	1157.9
07/29/2014 10:00	566.8	566.8	719.5	647	1213.8
07/29/2014 11:00	476.1	476.1	494.3	444.2	920.3
07/29/2014 12:00	571.7	571.7	376.8	338.5	910.2
07/29/2014 13:00	564.5	564.5	550.7	496	1060.5
07/29/2014 14:00	536.9	536.9	536.2	482	1018.9
07/29/2014 15:00	554.9	554.9	524.7	472.4	1027.3
07/29/2014 16:00	546.4	546.4	548.4	493.2	1039.6
07/29/2014 17:00	536.2	536.2	604.4	543.9	1080.1
07/29/2014 18:00	498.7	498.7	494.6	445.6	944.3
07/29/2014 19:00	471	471	390.1	350.4	821.4
07/29/2014 20:00	376.1	376.1	306.2	275.3	651.4
07/29/2014 21:00	239.4	239.4	94.4	85.2	324.6
07/29/2014 22:00	62.5	62.5	99	89.2	151.7
07/29/2014 23:00	21	21	108.4	97.5	118.5
07/30/2014 00:00	47.5	47.5	180.7	162.9	210.4
07/30/2014 01:00	171.1	171.1	301	270.4	441.5
07/30/2014 02:00	249.5	249.5	357.8	321.9	571.4
07/30/2014 03:00	286.3	286.3	298	267.6	553.9
07/30/2014 04:00	393.5	393.5	385.3	347.2	740.7
07/30/2014 05:00	417.1	417.1	268.7	241.9	659
07/30/2014 06:00	467.7	467.7	304.3	273.9	741.6
07/30/2014 07:00	453.3	453.3	554.9	498.8	952.1
07/30/2014 08:00	519.6	519.6	508.7	457.1	976.7
07/30/2014 09:00	513.4	513.4	618.6	557.2	1070.6
07/30/2014 10:00	563.9	563.9	730.6	657.8	1221.7
07/30/2014 11:00	491.8	491.8	899.8	809.2	1301
07/30/2014 12:00	649.2	649.2	721.4	649.1	1298.3
07/30/2014 13:00	737	737	788.8	709.3	1446.3
07/30/2014 14:00	541	541	1008.8	908.5	1449.5
07/30/2014 15:00	466.2	466.2	868.1	781.5	1247.7
07/30/2014 16:00	493.7	493.7	953.7	858.7	1352.4
07/30/2014 17:00	576.2	576.2	1167	1051.3	1627.5
07/30/2014 18:00	571.4	571.4	1024.2	921	1492.4
07/30/2014 19:00	432.5	432.5	500.1	449.4	881.9
07/30/2014 20:00	398.9	398.9	438.9	395.7	794.6
07/30/2014 21:00	392.2	392.2	263.8	236.8	629
07/30/2014 22:00	435.2	435.2	302.4	272.3	707.5
07/30/2014 23:00	386.5	386.5	203.9	183.1	569.6
07/31/2014 00:00	359	359	372.5	335.8	694.8
07/31/2014 01:00	91	91	336.4	302.3	393.3
07/31/2014 02:00	339.6	339.6	358.2	322.7	662.3
07/31/2014 03:00	381.8	381.8	347.3	312.9	694.7
07/31/2014 04:00	477.6	477.6	563.3	507.3	984.9
07/31/2014 05:00	272.1	272.1	508.8	458.2	730.3
07/31/2014 06:00	382	382	374.8	336.7	718.7
07/31/2014 07:00	368.9	368.9	610.3	549.4	918.3
07/31/2014 08:00	456.5	456.5	607.5	546.4	1002.9
07/31/2014 09:00	510.6	510.6	330.9	297.7	808.3
07/31/2014 10:00	427.6	427.6	267	240.3	667.9
07/31/2014 11:00	341.2	341.2	343.3	309.1	650.3
07/31/2014 12:00	485.2	485.2	427.7	385.1	870.3
07/31/2014 13:00	401	401	462.2	415.6	816.6

	Unit 1 (Part 75 Data)	Unit 1 (Part 60 Data)	Unit 2 (Part 75 Data)	Unit 2 (Part 60 Data)	Units 1&2 Combined
	SO2_LbPerHr	SO2_P60_LbPerHr	SO2_LbPerHr	SO2_P60_LbPerHr	(Part 60 Data)
	1H	1H	1H	1H	
Time	Value	Value	Value	Value	
07/31/2014 14:00	471.5	471.5	514.3	463.2	934.7
07/31/2014 15:00	535.7	535.7	569.1	512	1047.7
07/31/2014 16:00	521.4	521.4	606.5	545.2	1066.6
07/31/2014 17:00	551.8	551.8	599.7	540.5	1092.3
07/31/2014 18:00	554.2	554.2	632.8	569.3	1123.5
07/31/2014 19:00	522.8	522.8	634	570.2	1093
07/31/2014 20:00	547.7	547.7	662.4	596.7	1144.4
07/31/2014 21:00	450.1	450.1	503.7	453.7	903.8
07/31/2014 22:00	237.4	237.4	260.3	234.8	472.2
07/31/2014 23:00	185.6	185.6	175.3	158.1	343.7
08/01/2014 00:00	254.9	254.9	343.6	309.8	564.7
08/01/2014 01:00	211.6	211.6	244.8	219.8	431.4
08/01/2014 02:00	207.4	207.4	134.5	120.8	328.2
08/01/2014 03:00	289	289	205.6	185.4	474.4
08/01/2014 04:00	273.3	273.3	383.3	345.2	618.5
08/01/2014 05:00	268.9	268.9	455.7	409.8	678.7
08/01/2014 06:00	188.1	188.1	323.4	290.9	479
08/01/2014 07:00	274.6	274.6	358.3	323.2	597.8
08/01/2014 08:00	362.7	362.7	490.7	441.1	803.8
08/01/2014 09:00	607.3	607.3	914.5	822.6	1429.9
08/01/2014 10:00	476.5	476.5	816	735.2	1211.7
08/01/2014 11:00	461.5	461.5	636.6	573.6	1035.1
08/01/2014 12:00	456.8	456.8	567.4	510.7	967.5
08/01/2014 13:00	477.3	477.3	741.7	667.6	1144.9
08/01/2014 14:00	553.3	553.3	953.9	859.1	1412.4
08/01/2014 15:00	522	522	985.4	886.4	1408.4
08/01/2014 16:00	461	461	800.1	719.9	1180.9
08/01/2014 17:00	499.2	499.2	615.6	553.3	1052.5
08/01/2014 18:00	513.7	513.7	683.2	615.7	1129.4
08/01/2014 19:00	554.8	554.8	669.8	603.4	1158.2
08/01/2014 20:00	608.2	608.2	996.8	897.1	1505.3
08/01/2014 21:00	452.7	452.7	636.5	573.1	1025.8
08/01/2014 22:00	174	174	268	241.8	415.8
08/01/2014 23:00	258.6	258.6	230.4	206.8	465.4
08/02/2014 00:00	272.9	272.9	402	361.9	634.8
08/02/2014 01:00	306.1	306.1	342.4	308	614.1
08/02/2014 02:00	191.7	191.7	132.4	119.7	311.4
08/02/2014 03:00	405.7	405.7	120.3	107.8	513.5
08/02/2014 04:00	449.4	449.4	286.3	258.2	707.6
08/02/2014 05:00	248.9	248.9	496.3	446.4	695.3
08/02/2014 06:00	167.7	167.7	254	229.1	396.8
08/02/2014 07:00	323.6	323.6	277.4	249.4	573
08/02/2014 08:00	332.3	332.3	595.7	536.3	868.6
08/02/2014 09:00	528.7	528.7	836.3	751.9	1280.6
08/02/2014 10:00	449	449	719.1	646.4	1095.4
08/02/2014 11:00	532.1	532.1	637.7	574.8	1106.9
08/02/2014 12:00	484.5	484.5	572	514.6	999.1
08/02/2014 13:00	392.4	392.4	512.3	460.5	852.9
08/02/2014 14:00	429.9	429.9	663.1	595.9	1025.8
08/02/2014 15:00	481.6	481.6	758.9	682.8	1164.4
08/02/2014 16:00	507.6	507.6	719.9	648.3	1155.9
08/02/2014 17:00	563.9	563.9	661.1	595.4	1159.3
08/02/2014 18:00	551.9	551.9	549.2	494.7	1046.6
08/02/2014 19:00	522.4	522.4	533.4	479.4	1001.8
08/02/2014 20:00	539.4	539.4	723.4	651.1	1190.5
08/02/2014 21:00	358.2	358.2	369.6	332.6	690.8
08/02/2014 22:00	189.9	189.9	360.7	324.6	514.5
08/02/2014 23:00	290.6	290.6	660.1	594.1	884.7
08/03/2014 00:00	325.3	325.3	316.1	285.1	610.4
08/03/2014 01:00	309	309	257.1	231.3	540.3
08/03/2014 02:00	499.8	499.8	413	371.4	871.2
08/03/2014 03:00	501.8	501.8	329.4	297	798.8
08/03/2014 04:00	312.4	312.4	348.9	313.6	626
08/03/2014 05:00	288.7	288.7	348.1	312.8	601.5
08/03/2014 06:00	251	251	377.6	340.3	591.3

	Unit 1 (Part 75 Data)	Unit 1 (Part 60 Data)	Unit 2 (Part 75 Data)	Unit 2 (Part 60 Data)	Units 1&2 Combined
	SO2_LbPerHr	SO2_P60_LbPerHr	SO2_LbPerHr	SO2_P60_LbPerHr	(Part 60 Data)
	1H	1H	1H	1H	
Time	Value	Value	Value	Value	
08/03/2014 07:00	296.4	296.4	505.8	455.9	752.3
08/03/2014 08:00	261.2	261.2	449.2	403.6	664.8
08/03/2014 09:00	435	435	554.7	499.8	934.8
08/03/2014 10:00	498.9	0	562.3	505.5	505.5
08/03/2014 11:00	645.9	0	684.1	615.1	615.1
08/03/2014 12:00	726.6	0	580.4	522.1	522.1
08/03/2014 13:00	492.1	0	391.5	351.8	351.8
08/03/2014 14:00	473.7	0	599.2	539.3	539.3
08/03/2014 15:00	676.6	0	912.4	821	821
08/03/2014 16:00	707.8	0	693.4	624.5	624.5
08/03/2014 17:00	586.7	0	616.1	555.1	555.1
08/03/2014 18:00	553.3	0	629.9	566.5	566.5
08/03/2014 19:00	565.8	0	517	464.5	464.5
08/03/2014 20:00	618	0	633.5	570.2	570.2
08/03/2014 21:00	613.1	0	599.1	539.8	539.8
08/03/2014 22:00	390	0	320.4	288	288
08/03/2014 23:00	443.9	0	369.1	332.7	332.7
08/04/2014 00:00	485.5	0	463.6	417.8	417.8
08/04/2014 01:00	467.4	0	385.2	346.3	346.3
08/04/2014 02:00	456.5	0	404.3	363.9	363.9
08/04/2014 03:00	483.7	0	354.7	318.9	318.9
08/04/2014 04:00	536.3	0	536.7	483	483
08/04/2014 05:00	521.8	0	565.3	508.1	508.1
08/04/2014 06:00	458.4	0	383	345	345
08/04/2014 07:00	509.8	0	565.2	508.9	508.9
08/04/2014 08:00	549.7	0	606.6	546.3	546.3
08/04/2014 09:00	699.2	0	737.5	663.3	663.3
08/04/2014 10:00	586.4	0	662.6	595.6	595.6
08/04/2014 11:00	492.1	0	538.6	485.3	485.3
08/04/2014 12:00	571.1	0	556.6	501.8	501.8
08/04/2014 13:00	642.4	0	552.4	497.8	497.8
08/04/2014 14:00	627.7	0	852.8	767.5	767.5
08/04/2014 15:00	606.7	0	1050.6	944.7	944.7
08/04/2014 16:00	585.8	0	627.9	564.7	564.7
08/04/2014 17:00	613	0	522.9	469.8	469.8
08/04/2014 18:00	629.8	0	518.1	466.9	466.9
08/04/2014 19:00	604.6	0	600.8	541.4	541.4
08/04/2014 20:00	541	0	629.4	566.9	566.9
08/04/2014 21:00	395	0	323.2	291.1	291.1
08/04/2014 22:00	521	0	478.2	430.5	430.5
08/04/2014 23:00	608.7	0	564.6	507.8	507.8
08/05/2014 00:00	391.3	0	384.9	346.2	346.2
08/05/2014 01:00	418.5	0	305.9	274.8	274.8
08/05/2014 02:00	510.9	0	435.9	392.6	392.6
08/05/2014 03:00	458.4	0	358.4	323.1	323.1
08/05/2014 04:00	567.1	0	557.4	501.2	501.2
08/05/2014 05:00	507.3	0	497.8	448.7	448.7
08/05/2014 06:00	489.5	0	465.1	419.3	419.3
08/05/2014 07:00	511.8	0	547.5	492.1	492.1
08/05/2014 08:00	550.7	0	522.6	470	470
08/05/2014 09:00	558.1	0	622.2	560.1	560.1
08/05/2014 10:00	665.4	0	871.4	785	785
08/05/2014 11:00	511.7	511.7	678	609.4	1121.1
08/05/2014 12:00	530.1	530.1	588	529.2	1059.3
08/05/2014 13:00	552.2	552.2	591.2	532.3	1084.5
08/05/2014 14:00	577.4	577.4	673	605.9	1183.3
08/05/2014 15:00	611.2	611.2	681.1	613.8	1225
08/05/2014 16:00	567.1	567.1	646.8	581.3	1148.4
08/05/2014 17:00	521.3	521.3	506.2	455	976.3
08/05/2014 18:00	502.7	502.7	557.4	501.9	1004.6
08/05/2014 19:00	647	647	716.1	644.3	1291.3
08/05/2014 20:00	779	779	798.1	718.3	1497.3
08/05/2014 21:00	667.2	667.2	692.7	623.6	1290.8
08/05/2014 22:00	563.5	563.5	514.2	462.5	1026
08/05/2014 23:00	356.2	356.2	256.9	231.4	587.6

	Unit 1 (Part 75 Data)	Unit 1 (Part 60 Data)	Unit 2 (Part 75 Data)	Unit 2 (Part 60 Data)	Units 1&2 Combined
	SO2_LbPerHr	SO2_P60_LbPerHr	SO2_LbPerHr	SO2_P60_LbPerHr	(Part 60 Data)
	1H	1H	1H	1H	
Time	Value	Value	Value	Value	
08/06/2014 00:00	511.5	511.5	323.2	290.4	801.9
08/06/2014 01:00	393.9	393.9	579.5	521.6	915.5
08/06/2014 02:00	430.4	430.4	381.8	344.1	774.5
08/06/2014 03:00	466.5	466.5	482	434.1	900.6
08/06/2014 04:00	527.7	527.7	596.2	536.9	1064.6
08/06/2014 05:00	470.6	470.6	303.9	273.3	743.9
08/06/2014 06:00	472.4	472.4	276.6	248.9	721.3
08/06/2014 07:00	492.8	492.8	583.6	524.7	1017.5
08/06/2014 08:00	580.9	580.9	829	745.9	1326.8
08/06/2014 09:00	525.4	525.4	507	456.3	981.7
08/06/2014 10:00	691	691	774.4	697.5	1388.5
08/06/2014 11:00	612.2	612.2	731.8	659.4	1271.6
08/06/2014 12:00	537.3	537.3	641	576.3	1113.6
08/06/2014 13:00	531.2	531.2	603.8	543.2	1074.4
08/06/2014 14:00	595.1	595.1	605	544.3	1139.4
08/06/2014 15:00	637.4	637.4	672.8	605.9	1243.3
08/06/2014 16:00	599.4	599.4	698.3	629.3	1228.7
08/06/2014 17:00	535.5	535.5	717.8	646.9	1182.4
08/06/2014 18:00	531.5	531.5	648.9	584	1115.5
08/06/2014 19:00	543.9	543.9	521.2	468.3	1012.2
08/06/2014 20:00	530.9	530.9	585.2	526.1	1057
08/06/2014 21:00	580	580	615.4	554	1134
08/06/2014 22:00	516	516	501.7	451.7	967.7
08/06/2014 23:00	272.8	272.8	242.2	218.1	490.9
08/07/2014 00:00	401.9	401.9	544	489.5	891.4
08/07/2014 01:00	358.1	358.1	384.2	345.8	703.9
08/07/2014 02:00	327.1	327.1	392.8	353	680.1
08/07/2014 03:00	439.5	439.5	215.7	194.3	633.8
08/07/2014 04:00	655.5	655.5	492.4	442.7	1098.2
08/07/2014 05:00	637.5	637.5	529.6	476.3	1113.8
08/07/2014 06:00	560.9	560.9	432.2	389.1	950
08/07/2014 07:00	359.9	359.9	415.3	373.5	733.4
08/07/2014 08:00	504.1	504.1	530	476.3	980.4
08/07/2014 09:00	456.5	456.5	623	561.3	1017.8
08/07/2014 10:00	526.3	526.3	687.1	619.2	1145.5
08/07/2014 11:00	497	497	537.7	483.2	980.2
08/07/2014 12:00	578.5	578.5	730.1	657.3	1235.8
08/07/2014 13:00	535.4	535.4	625.5	563.1	1098.5
08/07/2014 14:00	513.4	513.4	607.1	546.4	1059.8
08/07/2014 15:00	566.5	566.5	584.3	525.9	1092.4
08/07/2014 16:00	635.4	635.4	669.7	603.1	1238.5
08/07/2014 17:00	629.6	629.6	708.6	638.1	1267.7
08/07/2014 18:00	573.1	573.1	573.5	516.2	1089.3
08/07/2014 19:00	533.2	533.2	573.8	516.2	1049.4
08/07/2014 20:00	596.9	596.9	613.3	551.4	1148.3
08/07/2014 21:00	662.5	662.5	421.7	379.9	1042.4
08/07/2014 22:00	584.6	584.6	465.7	419.3	1003.9
08/07/2014 23:00	447.5	447.5	552	496.3	943.8
08/08/2014 00:00	229.1	229.1	259.4	233.3	462.4
08/08/2014 01:00	156.7	156.7	430.7	387.4	544.1
08/08/2014 02:00	185.8	185.8	402.2	361.4	547.2
08/08/2014 03:00	324.7	324.7	343	308.9	633.6
08/08/2014 04:00	468.9	468.9	492.8	443.7	912.6
08/08/2014 05:00	502.4	502.4	581.5	523.8	1026.2
08/08/2014 06:00	393.6	393.6	368.8	331.3	724.9
08/08/2014 07:00	498.7	498.7	657.8	591.3	1090
08/08/2014 08:00	524.2	524.2	570.3	513.1	1037.3
08/08/2014 09:00	503.3	503.3	601	541.3	1044.6
08/08/2014 10:00	667.6	667.6	656.6	591.1	1258.7
08/08/2014 11:00	616.4	616.4	789.4	710.1	1326.5
08/08/2014 12:00	633.5	633.5	684.4	616.8	1250.3
08/08/2014 13:00	694.7	694.7	659.2	592.7	1287.4
08/08/2014 14:00	748.2	748.2	507.2	456.7	1204.9
08/08/2014 15:00	720.3	720.3	702	631	1351.3
08/08/2014 16:00	675.2	675.2	785.4	706.4	1381.6

	Unit 1 (Part 75 Data)	Unit 1 (Part 60 Data)	Unit 2 (Part 75 Data)	Unit 2 (Part 60 Data)	Units 1&2 Combined
	SO2_LbPerHr	SO2_P60_LbPerHr	SO2_LbPerHr	SO2_P60_LbPerHr	(Part 60 Data)
	1H	1H	1H	1H	
Time	Value	Value	Value	Value	
08/08/2014 17:00	690.6	690.6	653.9	589.1	1279.7
08/08/2014 18:00	592.2	592.2	498	447.6	1039.8
08/08/2014 19:00	548.1	548.1	387.5	348.1	896.2
08/08/2014 20:00	636.5	636.5	676.2	609.2	1245.7
08/08/2014 21:00	579.7	579.7	591.7	532	1111.7
08/08/2014 22:00	483.8	483.8	364.9	327.9	811.7
08/08/2014 23:00	403.4	403.4	424.8	382.2	785.6
08/09/2014 00:00	526.4	526.4	351.3	316.2	842.6
08/09/2014 01:00	401.3	401.3	241.3	216.7	618
08/09/2014 02:00	381.1	381.1	316.7	285.3	666.4
08/09/2014 03:00	419	419	282.8	254.1	673.1
08/09/2014 04:00	419.2	419.2	140.3	126.4	545.6
08/09/2014 05:00	409.5	409.5	214.7	193.6	603.1
08/09/2014 06:00	424.8	424.8	375.1	337.7	762.5
08/09/2014 07:00	599.8	599.8	492.1	442.5	1042.3
08/09/2014 08:00	477.4	477.4	813.3	731.4	1208.8
08/09/2014 09:00	486.8	486.8	554.9	498.7	985.5
08/09/2014 10:00	724.7	724.7	575.9	517.9	1242.6
08/09/2014 11:00	581.8	581.8	658.9	593.1	1174.9
08/09/2014 12:00	545.1	545.1	700.7	630.4	1175.5
08/09/2014 13:00	604.8	604.8	640.9	576.8	1181.6
08/09/2014 14:00	647.7	647.7	621.4	559.1	1206.8
08/09/2014 15:00	656.1	656.1	617.8	555.4	1211.5
08/09/2014 16:00	763.9	763.9	649.8	585.6	1349.5
08/09/2014 17:00	673.9	673.9	762.1	686.5	1360.4
08/09/2014 18:00	622.1	622.1	742.3	667.2	1289.3
08/09/2014 19:00	635.6	635.6	615	554.3	1189.9
08/09/2014 20:00	733.1	733.1	638.9	575.4	1308.5
08/09/2014 21:00	524.7	524.7	624	561	1085.7
08/09/2014 22:00	503.8	503.8	680.5	611.9	1115.7
08/09/2014 23:00	552.8	552.8	483.4	435.2	988
08/10/2014 00:00	411.2	411.2	294.7	265.4	676.6
08/10/2014 01:00	413.8	413.8	482.8	435	848.8
08/10/2014 02:00	410.9	410.9	442.2	397.6	808.5
08/10/2014 03:00	420.8	420.8	376	337.9	758.7
08/10/2014 04:00	408.5	408.5	397.6	357.9	766.4
08/10/2014 05:00	447.7	447.7	428.4	385.7	833.4
08/10/2014 06:00	474.1	474.1	322.6	289.7	763.8
08/10/2014 07:00	527.9	527.9	365.3	328.7	856.6
08/10/2014 08:00	582.5	582.5	401.5	361.2	943.7
08/10/2014 09:00	591.2	591.2	438.7	395.2	986.4
08/10/2014 10:00	675.2	675.2	730.5	657.2	1332.4
08/10/2014 11:00	838.3	838.3	895.5	806.6	1644.9
08/10/2014 12:00	702.8	702.8	636	573.2	1276
08/10/2014 13:00	666.7	666.7	646.4	581.2	1247.9
08/10/2014 14:00	699.4	699.4	655.1	589.8	1289.2
08/10/2014 15:00	738.1	738.1	656	590.8	1328.9
08/10/2014 16:00	733.5	733.5	653.8	588.4	1321.9
08/10/2014 17:00	732.1	732.1	745.4	671.3	1403.4
08/10/2014 18:00	703	703	706	636.1	1339.1
08/10/2014 19:00	723.5	723.5	678.6	610.7	1334.2
08/10/2014 20:00	732.7	732.7	680.4	613	1345.7
08/10/2014 21:00	580.1	580.1	671.4	604.3	1184.4
08/10/2014 22:00	546.9	546.9	468.4	421	967.9
08/10/2014 23:00	505.2	505.2	235.9	213	718.2
08/11/2014 00:00	502.4	502.4	396.9	357	859.4
08/11/2014 01:00	383.8	383.8	282	254.4	638.2
08/11/2014 02:00	397	397	222.6	200.3	597.3
08/11/2014 03:00	483	483	251.1	225.4	708.4
08/11/2014 04:00	538.3	538.3	386.9	348.7	887
08/11/2014 05:00	562.4	562.4	602.4	542.9	1105.3
08/11/2014 06:00	541.4	541.4	411	370.4	911.8
08/11/2014 07:00	598.5	598.5	335.2	301.2	899.7
08/11/2014 08:00	645.8	645.8	0	0	645.8
08/11/2014 09:00	700.5	700.5	0	0	700.5

	Unit 1 (Part 75 Data)	Unit 1 (Part 60 Data)	Unit 2 (Part 75 Data)	Unit 2 (Part 60 Data)	Units 1&2 Combined
	SO2_LbPerHr	SO2_P60_LbPerHr	SO2_LbPerHr	SO2_P60_LbPerHr	(Part 60 Data)
	1H	1H	1H	1H	
Time	Value	Value	Value	Value	
08/11/2014 10:00	579.5	579.5	0	0	579.5
08/11/2014 11:00	528.7	528.7	0	0	528.7
08/11/2014 12:00	611.9	611.9	0	0	611.9
08/11/2014 13:00	589.5	589.5	0	0	589.5
08/11/2014 14:00	681.1	681.1	0	0	681.1
08/11/2014 15:00	697.6	697.6	0	0	697.6
08/11/2014 16:00	693.3	693.3	0	0	693.3
08/11/2014 17:00	635.3	635.3	0	0	635.3
08/11/2014 18:00	538.7	538.7	0	0	538.7
08/11/2014 19:00	753.5	753.5	0	0	753.5
08/11/2014 20:00	779.8	779.8	0	0	779.8
08/11/2014 21:00	274.4	274.4	0	0	274.4
08/11/2014 22:00	314	314	0	0	314
08/11/2014 23:00	558.2	558.2	0	0	558.2
08/12/2014 00:00	462.6	462.6	0	0	462.6
08/12/2014 01:00	316.8	316.8	0	0	316.8
08/12/2014 02:00	399.9	399.9	0	0	399.9
08/12/2014 03:00	560.7	560.7	0	0	560.7
08/12/2014 04:00	714.3	714.3	0	0	714.3
08/12/2014 05:00	1276.5	1276.5	0	0	1276.5
08/12/2014 06:00	1001.9	1001.9	0	0	1001.9
08/12/2014 07:00	499	499	0	0	499
08/12/2014 08:00	510.7	510.7	0	0	510.7
08/12/2014 09:00	641.1	620.6	0	0	620.6
08/12/2014 10:00	1722	1668.9	0	0	1668.9
08/12/2014 11:00	1392.1	1348	0	0	1348
08/12/2014 12:00	1054.1	1054.1	0	0	1054.1
08/12/2014 13:00	700.6	700.6	0	0	700.6
08/12/2014 14:00	571.2	571.2	0	0	571.2
08/12/2014 15:00	723	723	0	0	723
08/12/2014 16:00	777.8	777.8	0	0	777.8
08/12/2014 17:00	832.3	832.3	0	0	832.3
08/12/2014 18:00	659.6	659.6	0	0	659.6
08/12/2014 19:00	704.2	704.2	0	0	704.2
08/12/2014 20:00	792.8	0	0	0	0
08/12/2014 21:00	557.7	0	0	0	0
08/12/2014 22:00	617.7	0	0	0	0
08/12/2014 23:00	679.5	0	0	0	0
08/13/2014 00:00	605	0	0	0	0
08/13/2014 01:00	543.2	0	0	0	0
08/13/2014 02:00	714	0	0	0	0
08/13/2014 03:00	646.8	0	0	0	0
08/13/2014 04:00	630.4	0	0	0	0
08/13/2014 05:00	634.1	0	0	0	0
08/13/2014 06:00	570.5	0	0	0	0
08/13/2014 07:00	430.9	0	0	0	0
08/13/2014 08:00	1389.7	0	0	0	0
08/13/2014 09:00	432.8	0	0	0	0
08/13/2014 10:00	1036.3	0	0	0	0
08/13/2014 11:00	849.9	823.4	0	0	823.4
08/13/2014 12:00	600.9	581.4	0	0	581.4
08/13/2014 13:00	724.2	724.2	0	0	724.2
08/13/2014 14:00	739.2	739.2	0	0	739.2
08/13/2014 15:00	568.6	568.6	0	0	568.6
08/13/2014 16:00	700.8	700.8	0	0	700.8
08/13/2014 17:00	698.8	698.8	0	0	698.8
08/13/2014 18:00	511.7	511.7	0	0	511.7
08/13/2014 19:00	584.5	584.5	0	0	584.5
08/13/2014 20:00	639.4	639.4	0	0	639.4
08/13/2014 21:00	546.9	546.9	0	0	546.9
08/13/2014 22:00	465	465	0	0	465
08/13/2014 23:00	494.6	494.6	0	0	494.6
08/14/2014 00:00	386.4	386.4	0	0	386.4
08/14/2014 01:00	423.5	423.5	0	0	423.5
08/14/2014 02:00	397.6	397.6	0	0	397.6

	Unit 1 (Part 75 Data)	Unit 1 (Part 60 Data)	Unit 2 (Part 75 Data)	Unit 2 (Part 60 Data)	Units 1&2 Combined
	SO2_LbPerHr	SO2_P60_LbPerHr	SO2_LbPerHr	SO2_P60_LbPerHr	(Part 60 Data)
	1H	1H	1H	1H	
Time	Value	Value	Value	Value	
08/14/2014 03:00	444.2	444.2	0	0	444.2
08/14/2014 04:00	546.9	546.9	0	0	546.9
08/14/2014 05:00	523.8	523.8	0	0	523.8
08/14/2014 06:00	465.2	465.2	0	0	465.2
08/14/2014 07:00	773.1	773.1	0	0	773.1
08/14/2014 08:00	921.5	921.5	0	0	921.5
08/14/2014 09:00	1134.6	1134.6	0	0	1134.6
08/14/2014 10:00	772.1	772.1	0	0	772.1
08/14/2014 11:00	898	898	0	0	898
08/14/2014 12:00	959.4	959.4	0	0	959.4
08/14/2014 13:00	1018.6	1018.6	0	0	1018.6
08/14/2014 14:00	1162.4	1162.4	0	0	1162.4
08/14/2014 15:00	1119.5	1119.5	0	0	1119.5
08/14/2014 16:00	1087.6	1087.6	0	0	1087.6
08/14/2014 17:00	872.8	872.8	0	0	872.8
08/14/2014 18:00	915.7	915.7	0	0	915.7
08/14/2014 19:00	1172.5	1172.5	0	0	1172.5
08/14/2014 20:00	1072.1	1072.1	0	0	1072.1
08/14/2014 21:00	809.2	809.2	0	0	809.2
08/14/2014 22:00	1098.4	1098.4	0	0	1098.4
08/14/2014 23:00	1142.8	1142.8	0	0	1142.8
08/15/2014 00:00	929.7	929.7	0	0	929.7
08/15/2014 01:00	823.3	823.3	0	0	823.3
08/15/2014 02:00	587.1	587.1	0	0	587.1
08/15/2014 03:00	604.6	604.6	0	0	604.6
08/15/2014 04:00	559.4	559.4	0	0	559.4
08/15/2014 05:00	608.9	608.9	0	0	608.9
08/15/2014 06:00	650	650	0	0	650
08/15/2014 07:00	792.3	792.3	0	0	792.3
08/15/2014 08:00	713.2	713.2	0	0	713.2
08/15/2014 09:00	695.6	695.6	0	0	695.6
08/15/2014 10:00	789.3	789.3	0	0	789.3
08/15/2014 11:00	762.8	762.8	0	0	762.8
08/15/2014 12:00	845.3	845.3	0	0	845.3
08/15/2014 13:00	944.3	944.3	0	0	944.3
08/15/2014 14:00	909.6	909.6	0	0	909.6
08/15/2014 15:00	769.3	769.3	0	0	769.3
08/15/2014 16:00	887.2	887.2	0	0	887.2
08/15/2014 17:00	990.7	990.7	0	0	990.7
08/15/2014 18:00	925.8	925.8	0	0	925.8
08/15/2014 19:00	729.8	729.8	0	0	729.8
08/15/2014 20:00	562.4	562.4	0	0	562.4
08/15/2014 21:00	535	535	0	0	535
08/15/2014 22:00	666.5	666.5	0	0	666.5
08/15/2014 23:00	664.9	664.9	0	0	664.9
08/16/2014 00:00	754.8	754.8	0	0	754.8
08/16/2014 01:00	508.9	508.9	0	0	508.9
08/16/2014 02:00	453.3	453.3	0	0	453.3
08/16/2014 03:00	573.5	573.5	0	0	573.5
08/16/2014 04:00	607.2	607.2	0	0	607.2
08/16/2014 05:00	495.8	495.8	0	0	495.8
08/16/2014 06:00	549.5	549.5	0	0	549.5
08/16/2014 07:00	714.7	714.7	0	0	714.7
08/16/2014 08:00	627.6	627.6	0	0	627.6
08/16/2014 09:00	704.3	704.3	0	0	704.3
08/16/2014 10:00	782.2	782.2	0	0	782.2
08/16/2014 11:00	760.1	760.1	0	0	760.1
08/16/2014 12:00	708.4	708.4	0	0	708.4
08/16/2014 13:00	792.4	792.4	0	0	792.4
08/16/2014 14:00	746.8	746.8	0	0	746.8
08/16/2014 15:00	748.3	748.3	0	0	748.3
08/16/2014 16:00	837.1	837.1	0	0	837.1
08/16/2014 17:00	668.5	668.5	0	0	668.5
08/16/2014 18:00	728.3	728.3	0	0	728.3
08/16/2014 19:00	772	772	0	0	772

	Unit 1 (Part 75 Data)	Unit 1 (Part 60 Data)	Unit 2 (Part 75 Data)	Unit 2 (Part 60 Data)	Units 1&2 Combined
	SO2_LbPerHr	SO2_P60_LbPerHr	SO2_LbPerHr	SO2_P60_LbPerHr	(Part 60 Data)
	1H	1H	1H	1H	
Time	Value	Value	Value	Value	
08/16/2014 20:00	689.3	689.3	0	0	689.3
08/16/2014 21:00	578	578	0	0	578
08/16/2014 22:00	566.8	566.8	0	0	566.8
08/16/2014 23:00	453.2	453.2	0	0	453.2
08/17/2014 00:00	535.2	535.2	0	0	535.2
08/17/2014 01:00	471	471	0	0	471
08/17/2014 02:00	480	480	0	0	480
08/17/2014 03:00	598.5	598.5	0	0	598.5
08/17/2014 04:00	552.6	552.6	0	0	552.6
08/17/2014 05:00	530	530	0	0	530
08/17/2014 06:00	543.7	543.7	0	0	543.7
08/17/2014 07:00	656.6	656.6	0	0	656.6
08/17/2014 08:00	610.4	610.4	0	0	610.4
08/17/2014 09:00	764.8	764.8	0	0	764.8
08/17/2014 10:00	734.8	734.8	0	0	734.8
08/17/2014 11:00	706.8	706.8	0	0	706.8
08/17/2014 12:00	884.7	884.7	0	0	884.7
08/17/2014 13:00	844.7	844.7	0	0	844.7
08/17/2014 14:00	829.5	829.5	0	0	829.5
08/17/2014 15:00	875.5	875.5	0	0	875.5
08/17/2014 16:00	882.2	882.2	0	0	882.2
08/17/2014 17:00	815	815	0	0	815
08/17/2014 18:00	833.1	833.1	0	0	833.1
08/17/2014 19:00	890.6	890.6	0	0	890.6
08/17/2014 20:00	805.6	805.6	0	0	805.6
08/17/2014 21:00	626.5	626.5	0	0	626.5
08/17/2014 22:00	696.1	696.1	0	0	696.1
08/17/2014 23:00	576.2	576.2	0	0	576.2
08/18/2014 00:00	480.7	480.7	0	0	480.7
08/18/2014 01:00	497.8	497.8	0	0	497.8
08/18/2014 02:00	427.2	427.2	0	0	427.2
08/18/2014 03:00	479.7	479.7	0	0	479.7
08/18/2014 04:00	674.1	674.1	0	0	674.1
08/18/2014 05:00	630.7	630.7	0	0	630.7
08/18/2014 06:00	678.3	678.3	0	0	678.3
08/18/2014 07:00	896.4	896.4	0	0	896.4
08/18/2014 08:00	711.1	711.1	0	0	711.1
08/18/2014 09:00	885.1	885.1	0	0	885.1
08/18/2014 10:00	721.1	721.1	0	0	721.1
08/18/2014 11:00	692.9	692.9	0	0	692.9
08/18/2014 12:00	900.9	900.9	0	0	900.9
08/18/2014 13:00	788.8	788.8	0	0	788.8
08/18/2014 14:00	575	575	0	0	575
08/18/2014 15:00	475.9	475.9	0	0	475.9
08/18/2014 16:00	503.2	503.2	0	0	503.2
08/18/2014 17:00	584.4	584.4	0	0	584.4
08/18/2014 18:00	580.3	580.3	0	0	580.3
08/18/2014 19:00	745.7	745.7	0	0	745.7
08/18/2014 20:00	611.4	611.4	0	0	611.4
08/18/2014 21:00	634.5	634.5	0	0	634.5
08/18/2014 22:00	811.9	811.9	0	0	811.9
08/18/2014 23:00	656.4	656.4	0	0	656.4
08/19/2014 00:00	353.3	353.3	0	0	353.3
08/19/2014 01:00	32.5	32.5	0	0	32.5
08/19/2014 02:00	44.1	44.1	0	0	44.1
08/19/2014 03:00	20.4	20.4	0	0	20.4
08/19/2014 04:00	0	0	0	0	0
08/19/2014 05:00	513.7	513.7	0	0	513.7
08/19/2014 06:00	735.2	735.2	0	0	735.2
08/19/2014 07:00	848.1	848.1	0	0	848.1
08/19/2014 08:00	579.6	579.6	0	0	579.6
08/19/2014 09:00	823.4	823.4	0	0	823.4
08/19/2014 10:00	1113.7	1113.7	0	0	1113.7
08/19/2014 11:00	939.4	939.4	0	0	939.4
08/19/2014 12:00	626	626	0	0	626

	Unit 1 (Part 75 Data)	Unit 1 (Part 60 Data)	Unit 2 (Part 75 Data)	Unit 2 (Part 60 Data)	Units 1&2 Combined
	SO2_LbPerHr	SO2_P60_LbPerHr	SO2_LbPerHr	SO2_P60_LbPerHr	(Part 60 Data)
	1H	1H	1H	1H	
Time	Value	Value	Value	Value	
08/19/2014 13:00	882.1	882.1	0	0	882.1
08/19/2014 14:00	930	930	0	0	930
08/19/2014 15:00	820.4	820.4	0	0	820.4
08/19/2014 16:00	1076.2	0	0	0	0
08/19/2014 17:00	926.6	0	0	0	0
08/19/2014 18:00	845.6	0	0	0	0
08/19/2014 19:00	1117.8	0	0	0	0
08/19/2014 20:00	872.6	0	0	0	0
08/19/2014 21:00	645.6	0	0	0	0
08/19/2014 22:00	833.2	0	0	0	0
08/19/2014 23:00	757.8	0	0	0	0
08/20/2014 00:00	619	0	0	0	0
08/20/2014 01:00	556.2	0	0	0	0
08/20/2014 02:00	618.7	0	0	0	0
08/20/2014 03:00	967.8	0	0	0	0
08/20/2014 04:00	633.9	0	0	0	0
08/20/2014 05:00	211.9	211.9	0	0	211.9
08/20/2014 06:00	193.5	193.5	0	0	193.5
08/20/2014 07:00	254.2	254.2	0	0	254.2
08/20/2014 08:00	340.2	340.2	0	0	340.2
08/20/2014 09:00	383.5	383.5	0	0	383.5
08/20/2014 10:00	454.4	454.4	0	0	454.4
08/20/2014 11:00	446.7	446.7	0	0	446.7
08/20/2014 12:00	316.6	316.6	0	0	316.6
08/20/2014 13:00	448.1	448.1	0	0	448.1
08/20/2014 14:00	706.6	706.6	0	0	706.6
08/20/2014 15:00	459.1	459.1	0	0	459.1
08/20/2014 16:00	237.3	237.3	0	0	237.3
08/20/2014 17:00	409.7	409.7	0	0	409.7
08/20/2014 18:00	373.2	373.2	0	0	373.2
08/20/2014 19:00	329.8	329.8	0	0	329.8
08/20/2014 20:00	414.5	414.5	0	0	414.5
08/20/2014 21:00	456.3	456.3	0	0	456.3
08/20/2014 22:00	567.3	567.3	0	0	567.3
08/20/2014 23:00	730.9	730.9	0	0	730.9
08/21/2014 00:00	983.7	983.7	0	0	983.7
08/21/2014 01:00	1088.1	1088.1	0	0	1088.1
08/21/2014 02:00	881.1	881.1	0	0	881.1
08/21/2014 03:00	737.7	737.7	0	0	737.7
08/21/2014 04:00	996.5	996.5	0	0	996.5
08/21/2014 05:00	1025.8	1025.8	0	0	1025.8
08/21/2014 06:00	803.1	803.1	0	0	803.1
08/21/2014 07:00	790.8	790.8	0	0	790.8
08/21/2014 08:00	722.3	722.3	0	0	722.3
08/21/2014 09:00	995.7	965	0	0	965
08/21/2014 10:00	1373.3	1373.3	0	0	1373.3
08/21/2014 11:00	1518.4	1518.4	0	0	1518.4
08/21/2014 12:00	1177.7	1177.7	0	0	1177.7
08/21/2014 13:00	1235.4	1235.4	0	0	1235.4
08/21/2014 14:00	1215.2	1215.2	0	0	1215.2
08/21/2014 15:00	1493.7	1493.7	0	0	1493.7
08/21/2014 16:00	1287.2	1287.2	0	0	1287.2
08/21/2014 17:00	1013.7	1013.7	0	0	1013.7
08/21/2014 18:00	938.7	938.7	0	0	938.7
08/21/2014 19:00	1270.3	1270.3	0	0	1270.3
08/21/2014 20:00	1272.7	1272.7	0	0	1272.7
08/21/2014 21:00	1099.7	1099.7	0	0	1099.7
08/21/2014 22:00	1110.2	1110.2	0	0	1110.2
08/21/2014 23:00	978.1	978.1	0	0	978.1
08/22/2014 00:00	1115.4	1115.4	0	0	1115.4
08/22/2014 01:00	1056.6	1056.6	0	0	1056.6
08/22/2014 02:00	995.8	995.8	0	0	995.8
08/22/2014 03:00	1053.8	1053.8	0	0	1053.8
08/22/2014 04:00	1043	1043	0	0	1043
08/22/2014 05:00	1152.2	1152.2	0	0	1152.2

	Unit 1 (Part 75 Data)	Unit 1 (Part 60 Data)	Unit 2 (Part 75 Data)	Unit 2 (Part 60 Data)	Units 1&2 Combined
	SO2_LbPerHr	SO2_P60_LbPerHr	SO2_LbPerHr	SO2_P60_LbPerHr	(Part 60 Data)
	1H	1H	1H	1H	
Time	Value	Value	Value	Value	
08/22/2014 06:00	1040.9	1040.9	0	0	1040.9
08/22/2014 07:00	1187.1	1151.2	0	0	1151.2
08/22/2014 08:00	1153	1117.9	0	0	1117.9
08/22/2014 09:00	1380.2	1338.2	0	0	1338.2
08/22/2014 10:00	1014.9	982.9	0	0	982.9
08/22/2014 11:00	923	923	0	0	923
08/22/2014 12:00	903.4	903.4	0	0	903.4
08/22/2014 13:00	971.3	971.3	0	0	971.3
08/22/2014 14:00	1014	1014	10.1	8.9	1022.9
08/22/2014 15:00	1055.7	1055.7	125.3	113.4	1169.1
08/22/2014 16:00	1182.4	1182.4	145.6	130.7	1313.1
08/22/2014 17:00	1186.5	1186.5	72.2	65.1	1251.6
08/22/2014 18:00	1277.4	1277.4	196.9	177.4	1454.8
08/22/2014 19:00	1267.4	1267.4	102.4	92.9	1360.3
08/22/2014 20:00	1190.2	1190.2	258.4	233.2	1423.4
08/22/2014 21:00	1023.7	1023.7	335.1	302.2	1325.9
08/22/2014 22:00	996.5	996.5	264.9	238.2	1234.7
08/22/2014 23:00	757.2	757.2	133.4	119.9	877.1
08/23/2014 00:00	900	900	158	141.9	1041.9
08/23/2014 01:00	984.8	984.8	145.4	131.3	1116.1
08/23/2014 02:00	813.8	813.8	105.8	94.9	908.7
08/23/2014 03:00	939	939	281.2	253.1	1192.1
08/23/2014 04:00	987.5	987.5	318.1	286.8	1274.3
08/23/2014 05:00	879.5	879.5	186.3	167.5	1047
08/23/2014 06:00	851.1	851.1	343	308.2	1159.3
08/23/2014 07:00	882.5	882.5	400.7	361.1	1243.6
08/23/2014 08:00	841.2	841.2	270.7	243.8	1085
08/23/2014 09:00	819.7	819.7	499.2	449.9	1269.6
08/23/2014 10:00	781.1	781.1	486.8	437.6	1218.7
08/23/2014 11:00	764.5	764.5	263.6	236.7	1001.2
08/23/2014 12:00	1225.3	1225.3	549.1	494	1719.3
08/23/2014 13:00	801.7	801.7	537.8	484.8	1286.5
08/23/2014 14:00	519	519	151.6	136.2	655.2
08/23/2014 15:00	410.6	410.6	307.7	277.1	687.7
08/23/2014 16:00	365.4	365.4	316.7	285.6	651
08/23/2014 17:00	233.4	233.4	72	64.8	298.2
08/23/2014 18:00	253.9	253.9	374	336.7	590.6
08/23/2014 19:00	400.3	400.3	438.7	395.2	795.5
08/23/2014 20:00	353	353	180.9	162.1	515.1
08/23/2014 21:00	398.9	398.9	298.9	268.4	667.3
08/23/2014 22:00	487	487	280.9	253.4	740.4
08/23/2014 23:00	457.9	457.9	56.4	50.6	508.5
08/24/2014 00:00	479.3	479.3	275.3	248.4	727.7
08/24/2014 01:00	336.8	336.8	303.7	273.8	610.6
08/24/2014 02:00	405	405	200.7	181	586
08/24/2014 03:00	428.6	428.6	287.6	258.7	687.3
08/24/2014 04:00	388.3	388.3	225.2	202.9	591.2
08/24/2014 05:00	508.4	508.4	232.5	208.9	717.3
08/24/2014 06:00	525.4	525.4	235.4	211.9	737.3
08/24/2014 07:00	745.3	745.3	362.5	326.8	1072.1
08/24/2014 08:00	880.4	880.4	473.4	426.2	1306.6
08/24/2014 09:00	756	756	502.1	452.2	1208.2
08/24/2014 10:00	1071	1071	552.1	496.4	1567.4
08/24/2014 11:00	1207	1207	785.9	706.5	1913.5
08/24/2014 12:00	1064.4	1064.4	740.3	665.7	1730.1
08/24/2014 13:00	689.9	689.9	728.8	656.3	1346.2
08/24/2014 14:00	622	622	794.5	714.3	1336.3
08/24/2014 15:00	905	905	979	880.5	1785.5
08/24/2014 16:00	1943.4	1943.4	1219.6	1097.5	3040.9
08/24/2014 17:00	1552.4	1552.4	1186.9	1069	2621.4
08/24/2014 18:00	1116.8	1116.8	1330.5	1197.4	2314.2
08/24/2014 19:00	934.1	934.1	1016.2	914.6	1848.7
08/24/2014 20:00	1059	1059	957.2	862	1921
08/24/2014 21:00	915	915	715.2	643	1558
08/24/2014 22:00	970	970	578.6	521.1	1491.1

	Unit 1 (Part 75 Data)	Unit 1 (Part 60 Data)	Unit 2 (Part 75 Data)	Unit 2 (Part 60 Data)	Units 1&2 Combined
	SO2_LbPerHr	SO2_P60_LbPerHr	SO2_LbPerHr	SO2_P60_LbPerHr	(Part 60 Data)
	1H	1H	1H	1H	
Time	Value	Value	Value	Value	
08/24/2014 23:00	770.3	770.3	491.3	442.5	1212.8
08/25/2014 00:00	733.3	733.3	404.6	364.7	1098
08/25/2014 01:00	604.5	604.5	360.9	325.3	929.8
08/25/2014 02:00	616.1	616.1	275.3	248.2	864.3
08/25/2014 03:00	608.2	608.2	319.4	286.9	895.1
08/25/2014 04:00	798.1	798.1	567.9	511.7	1309.8
08/25/2014 05:00	806.5	806.5	541.5	487.4	1293.9
08/25/2014 06:00	788.6	788.6	531.2	477.8	1266.4
08/25/2014 07:00	918.4	918.4	891.5	802.5	1720.9
08/25/2014 08:00	850.9	850.9	1099.8	990.6	1841.5
08/25/2014 09:00	1038.2	1038.2	1173.3	1056.3	2094.5
08/25/2014 10:00	919.3	919.3	964.6	868.3	1787.6
08/25/2014 11:00	948.5	948.5	1071.7	964	1912.5
08/25/2014 12:00	976.3	976.3	1037.4	933.1	1909.4
08/25/2014 13:00	982.1	982.1	1070.8	963.9	1946
08/25/2014 14:00	1015.4	1015.4	1115.8	1004.6	2020
08/25/2014 15:00	1049.1	1049.1	1030.1	927.5	1976.6
08/25/2014 16:00	1064.8	1064.8	1047.7	942.9	2007.7
08/25/2014 17:00	996.2	996.2	1070.2	962.9	1959.1
08/25/2014 18:00	1044.9	1044.9	1073	966.1	2011
08/25/2014 19:00	1033	1033	1174.2	1057	2090
08/25/2014 20:00	972.9	972.9	1243.9	1119.9	2092.8
08/25/2014 21:00	833.7	833.7	833.7	750.1	1583.8
08/25/2014 22:00	830	830	512.8	461.7	1291.7
08/25/2014 23:00	691.1	691.1	315.3	284.2	975.3
08/26/2014 00:00	645.9	645.9	417.8	376	1021.9
08/26/2014 01:00	516.2	516.2	244.1	219.7	735.9
08/26/2014 02:00	519.8	519.8	269.3	241.9	761.7
08/26/2014 03:00	538.9	538.9	293.7	263.8	802.7
08/26/2014 04:00	505	505	378.5	341.1	846.1
08/26/2014 05:00	715.9	715.9	704.2	633.3	1349.2
08/26/2014 06:00	630.9	630.9	529.3	475.7	1106.6
08/26/2014 07:00	723.6	723.6	720.2	648.9	1372.5
08/26/2014 08:00	760.3	760.3	865.1	778.6	1538.9
08/26/2014 09:00	784.2	784.2	858.2	773	1557.2
08/26/2014 10:00	797.4	797.4	1030.4	926.7	1724.1
08/26/2014 11:00	820.8	820.8	919.8	827.6	1648.4
08/26/2014 12:00	848	848	815.2	734.2	1582.2
08/26/2014 13:00	851.2	851.2	602.6	541.6	1392.8
08/26/2014 14:00	804.3	804.3	705.4	635.6	1439.9
08/26/2014 15:00	838.5	838.5	773.3	696.5	1535
08/26/2014 16:00	828.7	828.7	927.2	835.1	1663.8
08/26/2014 17:00	831.4	831.4	843.6	759.6	1591
08/26/2014 18:00	857.4	857.4	787.1	708.4	1565.8
08/26/2014 19:00	824.5	824.5	949.2	854.4	1678.9
08/26/2014 20:00	849.5	849.5	1050.4	944.8	1794.3
08/26/2014 21:00	609.3	609.3	787.3	707.8	1317.1
08/26/2014 22:00	719.6	719.6	514.6	462.6	1182.2
08/26/2014 23:00	657.4	657.4	460.8	414.9	1072.3
08/27/2014 00:00	604.7	604.7	492.8	443.7	1048.4
08/27/2014 01:00	535.5	535.5	255.1	230	765.5
08/27/2014 02:00	483.8	483.8	227.6	205.1	688.9
08/27/2014 03:00	507.2	507.2	260.9	234.9	742.1
08/27/2014 04:00	582.8	582.8	390.8	351.3	934.1
08/27/2014 05:00	726.1	726.1	774.6	697	1423.1
08/27/2014 06:00	678.5	678.5	567.7	510.8	1189.3
08/27/2014 07:00	734	734	547.5	492.4	1226.4
08/27/2014 08:00	804.3	804.3	730.7	656.9	1461.2
08/27/2014 09:00	726.8	726.8	676.2	608	1334.8
08/27/2014 10:00	865.1	865.1	851.6	766.1	1631.2
08/27/2014 11:00	818.2	818.2	891.5	802.7	1620.9
08/27/2014 12:00	839.6	839.6	820.4	739	1578.6
08/27/2014 13:00	826.8	826.8	813.4	731.8	1558.6
08/27/2014 14:00	816.6	816.6	824.5	742.6	1559.2
08/27/2014 15:00	814.8	814.8	917.9	826.3	1641.1

	Unit 1 (Part 75 Data)	Unit 1 (Part 60 Data)	Unit 2 (Part 75 Data)	Unit 2 (Part 60 Data)	Units 1&2 Combined
	SO2_LbPerHr	SO2_P60_LbPerHr	SO2_LbPerHr	SO2_P60_LbPerHr	(Part 60 Data)
	1H	1H	1H	1H	
Time	Value	Value	Value	Value	
08/27/2014 16:00	867.2	867.2	875.3	787.6	1654.8
08/27/2014 17:00	844	844	874.6	787.2	1631.2
08/27/2014 18:00	813	813	807.6	726	1539
08/27/2014 19:00	856.7	856.7	838	755	1611.7
08/27/2014 20:00	814.7	814.7	891.2	802.9	1617.6
08/27/2014 21:00	675.8	675.8	593.8	534.3	1210.1
08/27/2014 22:00	723.6	723.6	624.5	562.2	1285.8
08/27/2014 23:00	641.7	641.7	638.5	574.3	1216
08/28/2014 00:00	646.3	646.3	636	572.9	1219.2
08/28/2014 01:00	622	622	559.3	502.8	1124.8
08/28/2014 02:00	532.4	532.4	478	430.1	962.5
08/28/2014 03:00	576.9	576.9	579.9	522.2	1099.1
08/28/2014 04:00	735.8	735.8	806.1	725.2	1461
08/28/2014 05:00	830.3	830.3	779	701.3	1531.6
08/28/2014 06:00	747.3	747.3	587.6	528.7	1276
08/28/2014 07:00	718.6	718.6	743.8	668.9	1387.5
08/28/2014 08:00	794.3	794.3	794.6	714.9	1509.2
08/28/2014 09:00	819.8	819.8	519.5	467.4	1287.2
08/28/2014 10:00	894.9	894.9	954.2	859.1	1754
08/28/2014 11:00	666.4	666.4	887.9	799.7	1466.1
08/28/2014 12:00	961.3	961.3	740	666.8	1628.1
08/28/2014 13:00	864.5	864.5	923.3	831.8	1696.3
08/28/2014 14:00	869	869	908.3	818	1687
08/28/2014 15:00	901	901	846.6	762.7	1663.7
08/28/2014 16:00	896.9	896.9	833.5	749.9	1646.8
08/28/2014 17:00	879.8	879.8	807.4	725.9	1605.7
08/28/2014 18:00	795.8	795.8	617.1	555	1350.8
08/28/2014 19:00	979.9	979.9	905.1	815	1794.9
08/28/2014 20:00	693.6	693.6	776.2	697.8	1391.4
08/28/2014 21:00	687.5	687.5	535	480.8	1168.3
08/28/2014 22:00	582.2	582.2	459.2	413.7	995.9
08/28/2014 23:00	463.5	463.5	446	400.8	864.3
08/29/2014 00:00	539.2	539.2	516.1	464.9	1004.1
08/29/2014 01:00	447.6	447.6	427.5	384.3	831.9
08/29/2014 02:00	436.2	436.2	408.3	367.6	803.8
08/29/2014 03:00	688.7	688.7	288.4	259.7	948.4
08/29/2014 04:00	81.1	81.1	374.9	337.4	418.5
08/29/2014 05:00	28.6	28.6	573.1	515.5	544.1
08/29/2014 06:00	79.4	79.4	540	486.4	565.8
08/29/2014 07:00	464.1	464.1	606	545.2	1009.3
08/29/2014 08:00	584.2	584.2	763.8	687.1	1271.3
08/29/2014 09:00	609.2	609.2	620.2	558.5	1167.7
08/29/2014 10:00	587.5	587.5	706.4	636	1223.5
08/29/2014 11:00	766.6	766.6	873.5	786.5	1553.1
08/29/2014 12:00	777	777	1114.9	1003.2	1780.2
08/29/2014 13:00	803.4	803.4	936	843.2	1646.6
08/29/2014 14:00	793	793	890.6	801.7	1594.7
08/29/2014 15:00	887.6	887.6	918.1	825.5	1713.1
08/29/2014 16:00	926.7	926.7	932.2	839.6	1766.3
08/29/2014 17:00	931.2	931.2	885.7	796.7	1727.9
08/29/2014 18:00	868	868	790.3	710.7	1578.7
08/29/2014 19:00	1754.2	1754.2	855.6	770.6	2524.8
08/29/2014 20:00	2611.6	2611.6	854.2	769	3380.6
08/29/2014 21:00	523.8	523.8	465.5	419.5	943.3
08/29/2014 22:00	630	630	467.4	420.2	1050.2
08/29/2014 23:00	507.4	507.4	495.7	446.3	953.7
08/30/2014 00:00	499.2	499.2	355.1	319.8	819
08/30/2014 01:00	430.2	430.2	206.3	185.4	615.6
08/30/2014 02:00	423	423	215.5	193.6	616.6
08/30/2014 03:00	176.7	176.7	316	284.3	461
08/30/2014 04:00	562.1	562.1	601.2	541.4	1103.5
08/30/2014 05:00	610.8	610.8	572.5	515.2	1126
08/30/2014 06:00	598	598	497.6	447.7	1045.7
08/30/2014 07:00	547.7	547.7	715.7	643.8	1191.5
08/30/2014 08:00	738.2	738.2	750.7	675.3	1413.5

	Unit 1 (Part 75 Data)	Unit 1 (Part 60 Data)	Unit 2 (Part 75 Data)	Unit 2 (Part 60 Data)	Units 1&2 Combined
	SO2_LbPerHr	SO2_P60_LbPerHr	SO2_LbPerHr	SO2_P60_LbPerHr	(Part 60 Data)
	1H	1H	1H	1H	
Time	Value	Value	Value	Value	
08/30/2014 09:00	685.7	685.7	591.7	532.9	1218.6
08/30/2014 10:00	724.9	724.9	687.6	619.4	1344.3
08/30/2014 11:00	790.7	790.7	856.4	770.9	1561.6
08/30/2014 12:00	741	741	886.7	798.5	1539.5
08/30/2014 13:00	792.3	792.3	847.7	763.1	1555.4
08/30/2014 14:00	773.6	773.6	833.3	750.1	1523.7
08/30/2014 15:00	800.2	800.2	843.8	759.8	1560
08/30/2014 16:00	850.4	850.4	851.2	765.3	1615.7
08/30/2014 17:00	782.8	782.8	785.1	706.2	1489
08/30/2014 18:00	728.4	728.4	653.8	588.2	1316.6
08/30/2014 19:00	950.4	950.4	858.7	772.2	1722.6
08/30/2014 20:00	662.1	662.1	788.8	709.1	1371.2
08/30/2014 21:00	763.1	763.1	626.1	562.9	1326
08/30/2014 22:00	703	703	662.2	595.6	1298.6
08/30/2014 23:00	638.4	638.4	543	488.2	1126.6
08/31/2014 00:00	648.6	648.6	652.5	587.7	1236.3
08/31/2014 01:00	611.1	611.1	588.8	529.9	1141
08/31/2014 02:00	534.4	534.4	447.9	403.1	937.5
08/31/2014 03:00	590.9	590.9	691.2	621.7	1212.6
08/31/2014 04:00	609.9	609.9	581.5	523.4	1133.3
08/31/2014 05:00	617.4	617.4	544.1	489.5	1106.9
08/31/2014 06:00	589.9	589.9	552.6	497.9	1087.8
08/31/2014 07:00	756.3	756.3	810.6	729.4	1485.7
08/31/2014 08:00	716	716	660.3	594.1	1310.1
08/31/2014 09:00	755.4	755.4	670.7	604	1359.4
08/31/2014 10:00	876.5	876.5	1029	925.5	1802
08/31/2014 11:00	758.5	758.5	707.9	636.5	1395
08/31/2014 12:00	860.5	860.5	769	691.5	1552
08/31/2014 13:00	843.9	843.9	880	792	1635.9
08/31/2014 14:00	754.9	754.9	784.9	706.4	1461.3
08/31/2014 15:00	897.3	897.3	960	864.4	1761.7
08/31/2014 16:00	843.6	843.6	832.8	749.1	1592.7
08/31/2014 17:00	829.4	829.4	728.7	656.4	1485.8
08/31/2014 18:00	849.7	849.7	644.8	580	1429.7
08/31/2014 19:00	787.8	787.8	944.9	849.6	1637.4
08/31/2014 20:00	903.8	903.8	774.1	696.3	1600.1
08/31/2014 21:00	671.7	671.7	619.3	557.2	1228.9
08/31/2014 22:00	735.2	735.2	569.5	512.7	1247.9
08/31/2014 23:00	635.6	635.6	735.4	662.2	1297.8
09/01/2014 00:00	710.3	710.3	540	485.4	1195.7
09/01/2014 01:00	588.4	588.4	461.1	415	1003.4
09/01/2014 02:00	525.5	525.5	524.8	471.9	997.4
09/01/2014 03:00	397.1	397.1	399.8	360.3	757.4
09/01/2014 04:00	445.9	445.9	303.3	273.3	719.2
09/01/2014 05:00	487.3	487.3	354.7	318.9	806.2
09/01/2014 06:00	324.5	324.5	296.7	266.9	591.4
09/01/2014 07:00	413.1	413.1	405	364.8	777.9
09/01/2014 08:00	583.8	583.8	643.1	578.6	1162.4
09/01/2014 09:00	942.6	942.6	938.3	844.7	1787.3
09/01/2014 10:00	1138	1138	1073.2	966.3	2104.3
09/01/2014 11:00	1216.1	1216.1	811	730.3	1946.4
09/01/2014 12:00	1425.8	1425.8	1081.9	973.1	2398.9
09/01/2014 13:00	1344.2	1344.2	1202.8	1083.5	2427.7
09/01/2014 14:00	1261.4	1261.4	1099.1	989.4	2250.8
09/01/2014 15:00	1245.4	1245.4	1056.1	950.7	2196.1
09/01/2014 16:00	799.1	799.1	876.3	789	1588.1
09/01/2014 17:00	850.3	850.3	809.2	727.7	1578
09/01/2014 18:00	845.2	845.2	853.6	767.6	1612.8
09/01/2014 19:00	847.1	847.1	867.5	781.3	1628.4
09/01/2014 20:00	890.7	890.7	834.9	750.6	1641.3
09/01/2014 21:00	726.7	726.7	706	636.2	1362.9
09/01/2014 22:00	624	624	499.5	450.2	1074.2
09/01/2014 23:00	541.7	541.7	379.5	341.3	883
09/02/2014 00:00	525.8	525.8	574.8	517.1	1042.9
09/02/2014 01:00	484.9	484.9	433.7	390.7	875.6

	Unit 1 (Part 75 Data)	Unit 1 (Part 60 Data)	Unit 2 (Part 75 Data)	Unit 2 (Part 60 Data)	Units 1&2 Combined
	SO2_LbPerHr	SO2_P60_LbPerHr	SO2_LbPerHr	SO2_P60_LbPerHr	(Part 60 Data)
	1H	1H	1H	1H	
Time	Value	Value	Value	Value	
09/02/2014 02:00	452	452	465.3	419	871
09/02/2014 03:00	509.7	509.7	502.7	451.8	961.5
09/02/2014 04:00	625.6	625.6	450.5	405.8	1031.4
09/02/2014 05:00	870.5	870.5	482.9	434.7	1305.2
09/02/2014 06:00	761.4	761.4	578.8	520.9	1282.3
09/02/2014 07:00	924.5	924.5	515.8	463.7	1388.2
09/02/2014 08:00	828.1	828.1	534.8	481.4	1309.5
09/02/2014 09:00	875.9	875.9	533.1	480.4	1356.3
09/02/2014 10:00	871.7	871.7	882.5	793.8	1665.5
09/02/2014 11:00	844.2	844.2	1016.9	915	1759.2
09/02/2014 12:00	850.1	850.1	721.4	649.1	1499.2
09/02/2014 13:00	924.1	924.1	857.6	772.6	1696.7
09/02/2014 14:00	830.2	830.2	859.8	774.3	1604.5
09/02/2014 15:00	881.5	881.5	794.5	714.9	1596.4
09/02/2014 16:00	851.4	851.4	816.7	734.8	1586.2
09/02/2014 17:00	876.1	876.1	827.6	744.1	1620.2
09/02/2014 18:00	847.8	847.8	778.1	700.3	1548.1
09/02/2014 19:00	845.7	845.7	738.3	664.5	1510.2
09/02/2014 20:00	827.4	827.4	785.4	706.2	1533.6
09/02/2014 21:00	535.6	535.6	498.7	448.6	984.2
09/02/2014 22:00	555.8	555.8	541.1	486.4	1042.2
09/02/2014 23:00	533.6	533.6	510.9	460	993.6
09/03/2014 00:00	513.8	513.8	578.8	520.5	1034.3
09/03/2014 01:00	449.6	449.6	463	417	866.6
09/03/2014 02:00	441.7	441.7	491.2	442.7	884.4
09/03/2014 03:00	495.6	495.6	538.4	484.7	980.3
09/03/2014 04:00	496.2	496.2	606.6	545.8	1042
09/03/2014 05:00	859	859	846.6	762.5	1621.5
09/03/2014 06:00	726.5	726.5	680.3	611.7	1338.2
09/03/2014 07:00	755.3	755.3	759.1	683.3	1438.6
09/03/2014 08:00	828.3	828.3	814.2	732.6	1560.9
09/03/2014 09:00	760.8	760.8	828.8	746.7	1507.5
09/03/2014 10:00	837.5	837.5	795.9	716.1	1553.6
09/03/2014 11:00	819.6	819.6	777.5	699.4	1519
09/03/2014 12:00	843.8	843.8	998.4	899.2	1743
09/03/2014 13:00	867.9	867.9	1013.2	911.7	1779.6
09/03/2014 14:00	833.5	833.5	1025.4	923.1	1756.6
09/03/2014 15:00	856.8	856.8	1098.9	988.6	1845.4
09/03/2014 16:00	876.8	876.8	1235.7	1111.7	1988.5
09/03/2014 17:00	866.2	866.2	1243.2	1119.5	1985.7
09/03/2014 18:00	884	884	1011.8	911	1795
09/03/2014 19:00	862.8	862.8	831.9	747.9	1610.7
09/03/2014 20:00	874.9	874.9	733.1	660.2	1535.1
09/03/2014 21:00	852.9	852.9	769.8	693.6	1546.5
09/03/2014 22:00	808.8	808.8	731.6	658.3	1467.1
09/03/2014 23:00	784.7	784.7	654.7	588.9	1373.6
09/04/2014 00:00	724.6	724.6	650.4	585.7	1310.3
09/04/2014 01:00	712.8	712.8	618.1	556.5	1269.3
09/04/2014 02:00	649	649	578.7	521	1170
09/04/2014 03:00	502.2	502.2	634.9	571.6	1073.8
09/04/2014 04:00	663	663	675.8	608.7	1271.7
09/04/2014 05:00	674.5	674.5	679.5	612	1286.5
09/04/2014 06:00	654.7	654.7	697.6	628.6	1283.3
09/04/2014 07:00	669.7	669.7	731.3	657.8	1327.5
09/04/2014 08:00	708.5	708.5	717.2	645.5	1354
09/04/2014 09:00	712.3	712.3	879.8	792	1504.3
09/04/2014 10:00	805.1	805.1	790.9	712.6	1517.7
09/04/2014 11:00	785.5	785.5	841.2	757.5	1543
09/04/2014 12:00	822.4	822.4	875.9	788.1	1610.5
09/04/2014 13:00	760.1	760.1	715.6	643.5	1403.6
09/04/2014 14:00	782.5	782.5	717.5	645	1427.5
09/04/2014 15:00	752.4	752.4	896.5	806.4	1558.8
09/04/2014 16:00	816.1	816.1	790.1	711.5	1527.6
09/04/2014 17:00	729.7	729.7	836.7	752.3	1482
09/04/2014 18:00	745.4	745.4	878.8	790.3	1535.7

	Unit 1 (Part 75 Data)	Unit 1 (Part 60 Data)	Unit 2 (Part 75 Data)	Unit 2 (Part 60 Data)	Units 1&2 Combined
	SO2_LbPerHr	SO2_P60_LbPerHr	SO2_LbPerHr	SO2_P60_LbPerHr	(Part 60 Data)
	1H	1H	1H	1H	
Time	Value	Value	Value	Value	
09/04/2014 19:00	755	755	822.1	739.3	1494.3
09/04/2014 20:00	779.5	779.5	839.9	755.3	1534.8
09/04/2014 21:00	662	662	694.7	626	1288
09/04/2014 22:00	710.1	710.1	645.4	580.3	1290.4
09/04/2014 23:00	574.9	574.9	631.6	567.8	1142.7
09/05/2014 00:00	629.2	629.2	699.9	630.2	1259.4
09/05/2014 01:00	509.5	509.5	536.7	482.5	992
09/05/2014 02:00	454.2	454.2	569.3	512.9	967.1
09/05/2014 03:00	549.9	549.9	710.7	640	1189.9
09/05/2014 04:00	588.2	588.2	766.7	690.7	1278.9
09/05/2014 05:00	714.7	714.7	864.9	779.2	1493.9
09/05/2014 06:00	693.1	693.1	732.3	659.1	1352.2
09/05/2014 07:00	768	768	822.5	740.8	1508.8
09/05/2014 08:00	789.8	789.8	1047.5	942.6	1732.4
09/05/2014 09:00	783.3	783.3	816.6	735.6	1518.9
09/05/2014 10:00	813.2	813.2	948.8	853.1	1666.3
09/05/2014 11:00	810	810	960.1	863.9	1673.9
09/05/2014 12:00	801.9	801.9	867.5	781.2	1583.1
09/05/2014 13:00	760.3	760.3	758.6	682.9	1443.2
09/05/2014 14:00	765.8	765.8	776.2	698.8	1464.6
09/05/2014 15:00	749.7	749.7	500.9	450.5	1200.2
09/05/2014 16:00	815.3	815.3	460	413.4	1228.7
09/05/2014 17:00	730.2	730.2	609.4	548.5	1278.7
09/05/2014 18:00	820	820	826.4	744.4	1564.4
09/05/2014 19:00	789.6	789.6	999.2	898.5	1688.1
09/05/2014 20:00	770.5	770.5	931.5	839.2	1609.7
09/05/2014 21:00	763.9	763.9	751.5	676.4	1440.3
09/05/2014 22:00	635.5	635.5	834.6	751.4	1386.9
09/05/2014 23:00	749.1	749.1	581.8	523.6	1272.7
09/06/2014 00:00	696.9	696.9	1130.7	1018.6	1715.5
09/06/2014 01:00	694	694	615.4	554.4	1248.4
09/06/2014 02:00	640.7	640.7	507.2	457	1097.7
09/06/2014 03:00	656.4	656.4	899.5	809.9	1466.3
09/06/2014 04:00	673	673	757.1	681.8	1354.8
09/06/2014 05:00	672.6	672.6	693.1	623.4	1296
09/06/2014 06:00	703.1	703.1	908.5	817.3	1520.4
09/06/2014 07:00	741.5	741.5	1000.7	900	1641.5
09/06/2014 08:00	673.4	673.4	851.7	767.3	1440.7
09/06/2014 09:00	773	773	886.6	798.5	1571.5
09/06/2014 10:00	711.2	711.2	948.1	853.9	1565.1
09/06/2014 11:00	704.1	704.1	966.1	869.1	1573.2
09/06/2014 12:00	777.2	777.2	950.5	855.8	1633
09/06/2014 13:00	707.3	707.3	930	837.8	1545.1
09/06/2014 14:00	794.5	794.5	756.4	680.2	1474.7
09/06/2014 15:00	628.3	628.3	856.5	770.7	1399
09/06/2014 16:00	624.5	624.5	810.3	729.6	1354.1
09/06/2014 17:00	701.4	701.4	856.7	770.7	1472.1
09/06/2014 18:00	618.6	618.6	881.4	793.5	1412.1
09/06/2014 19:00	651.7	651.7	753.3	677.6	1329.3
09/06/2014 20:00	630.5	630.5	908.3	817.8	1448.3
09/06/2014 21:00	619.3	619.3	698.2	628.2	1247.5
09/06/2014 22:00	595.4	595.4	693.7	623.7	1219.1
09/06/2014 23:00	561.5	561.5	651.9	586.5	1148
09/07/2014 00:00	598.3	598.3	727.6	654.9	1253.2
09/07/2014 01:00	511.7	511.7	624.4	561.3	1073
09/07/2014 02:00	537.2	537.2	581.3	523.8	1061
09/07/2014 03:00	442.1	442.1	579	520.5	962.6
09/07/2014 04:00	500.4	500.4	631.5	568.1	1068.5
09/07/2014 05:00	485.6	485.6	694.8	625.5	1111.1
09/07/2014 06:00	369	369	473.6	426.6	795.6
09/07/2014 07:00	206.6	206.6	511	459.8	666.4
09/07/2014 08:00	224	224	460.9	414.7	638.7
09/07/2014 09:00	226.1	226.1	455.3	410.2	636.3
09/07/2014 10:00	398.1	398.1	830.1	747.4	1145.5
09/07/2014 11:00	525	525	851.8	767	1292

	Unit 1 (Part 75 Data)	Unit 1 (Part 60 Data)	Unit 2 (Part 75 Data)	Unit 2 (Part 60 Data)	Units 1&2 Combined
	SO2_LbPerHr	SO2_P60_LbPerHr	SO2_LbPerHr	SO2_P60_LbPerHr	(Part 60 Data)
	1H	1H	1H	1H	
Time	Value	Value	Value	Value	
09/07/2014 12:00	695.1	695.1	692.6	623.5	1318.6
09/07/2014 13:00	653.3	653.3	822.9	740.3	1393.6
09/07/2014 14:00	679.8	679.8	1106	995	1674.8
09/07/2014 15:00	690	690	883.8	796.3	1486.3
09/07/2014 16:00	754.2	754.2	878.2	790.4	1544.6
09/07/2014 17:00	683.3	683.3	957.1	860.6	1543.9
09/07/2014 18:00	551.8	551.8	678.2	611	1162.8
09/07/2014 19:00	822.1	822.1	938.9	844.4	1666.5
09/07/2014 20:00	438.4	438.4	714.5	643.4	1081.8
09/07/2014 21:00	616.6	616.6	632.3	569.8	1186.4
09/07/2014 22:00	443.7	443.7	532.5	478.8	922.5
09/07/2014 23:00	386.3	386.3	511.6	460.9	847.2
09/08/2014 00:00	293.7	293.7	617.2	555.4	849.1
09/08/2014 01:00	253.6	253.6	499.5	449.9	703.5
09/08/2014 02:00	202.4	202.4	556.8	500.6	703
09/08/2014 03:00	302	302	678.6	610.1	912.1
09/08/2014 04:00	506.2	506.2	805.5	724.3	1230.5
09/08/2014 05:00	786.2	786.2	963.7	867.9	1654.1
09/08/2014 06:00	680.3	680.3	657.4	591.8	1272.1
09/08/2014 07:00	1093.1	1093.1	846.2	761.6	1854.7
09/08/2014 08:00	861.8	861.8	957.5	862.2	1724
09/08/2014 09:00	479.8	479.8	738.6	665.5	1145.3
09/08/2014 10:00	718.4	718.4	765	687.8	1406.2
09/08/2014 11:00	736	736	1253.8	1129.2	1865.2
09/08/2014 12:00	491.1	491.1	837.3	753.6	1244.7
09/08/2014 13:00	619.6	619.6	965.4	868.7	1488.3
09/08/2014 14:00	631.1	631.1	1043.3	938.2	1569.3
09/08/2014 15:00	520	520	818.2	737.2	1257.2
09/08/2014 16:00	550.7	550.7	845.4	760.7	1311.4
09/08/2014 17:00	577.8	577.8	904.3	813.7	1391.5
09/08/2014 18:00	595	595	867.7	781.6	1376.6
09/08/2014 19:00	594.7	594.7	896.3	806.5	1401.2
09/08/2014 20:00	582.6	582.6	874.8	786.7	1369.3
09/08/2014 21:00	409.9	409.9	665.9	598.6	1008.5
09/08/2014 22:00	444.3	444.3	438.1	394.4	838.7
09/08/2014 23:00	413.8	413.8	760.6	683.9	1097.7
09/09/2014 00:00	264	264	507.9	457.5	721.5
09/09/2014 01:00	313.4	313.4	594.6	535.3	848.7
09/09/2014 02:00	183.4	183.4	521.4	469.5	652.9
09/09/2014 03:00	241.4	241.4	699.6	629.6	871
09/09/2014 04:00	278.8	278.8	762	685.7	964.5
09/09/2014 05:00	440	440	860.7	774.8	1214.8
09/09/2014 06:00	617.8	617.8	773.8	696.8	1314.6
09/09/2014 07:00	595.5	595.5	762.8	685.8	1281.3
09/09/2014 08:00	561.5	561.5	845.6	760.5	1322
09/09/2014 09:00	622.5	622.5	823.6	741.4	1363.9
09/09/2014 10:00	654.2	654.2	959.7	863.3	1517.5
09/09/2014 11:00	742.3	742.3	990.8	891.4	1633.7
09/09/2014 12:00	731.1	731.1	1019.5	917.8	1648.9
09/09/2014 13:00	664.5	664.5	959	863.1	1527.6
09/09/2014 14:00	723	723	948.1	853.7	1576.7
09/09/2014 15:00	723.4	723.4	1006.9	906.6	1630
09/09/2014 16:00	699.7	699.7	965.6	869.3	1569
09/09/2014 17:00	702.8	702.8	949.2	854.5	1557.3
09/09/2014 18:00	693.6	693.6	989.9	890.7	1584.3
09/09/2014 19:00	725.8	725.8	991.8	892.6	1618.4
09/09/2014 20:00	676	676	923.9	830.9	1506.9
09/09/2014 21:00	460.1	460.1	668.3	602	1062.1
09/09/2014 22:00	674.7	674.7	592.2	532.4	1207.1
09/09/2014 23:00	495.5	495.5	575.2	518.2	1013.7
09/10/2014 00:00	497.3	497.3	650.5	585.6	1082.9
09/10/2014 01:00	512.7	512.7	728.1	655.6	1168.3
09/10/2014 02:00	480.7	480.7	655	589.6	1070.3
09/10/2014 03:00	527.1	527.1	743.1	669.1	1196.2
09/10/2014 04:00	588.4	588.4	903.1	813.5	1401.9

	Unit 1 (Part 75 Data)	Unit 1 (Part 60 Data)	Unit 2 (Part 75 Data)	Unit 2 (Part 60 Data)	Units 1&2 Combined
	SO2_LbPerHr	SO2_P60_LbPerHr	SO2_LbPerHr	SO2_P60_LbPerHr	(Part 60 Data)
	1H	1H	1H	1H	
Time	Value	Value	Value	Value	
09/10/2014 05:00	662.7	662.7	920.6	828.1	1490.8
09/10/2014 06:00	689.4	689.4	1054.8	949.9	1639.3
09/10/2014 07:00	474	474	674.2	606.5	1080.5
09/10/2014 08:00	755.3	755.3	809.5	728	1483.3
09/10/2014 09:00	587.6	587.6	996.1	896	1483.6
09/10/2014 10:00	798.6	798.6	1133.3	1020.4	1819
09/10/2014 11:00	616.8	616.8	953.6	858.2	1475
09/10/2014 12:00	686	686	891.9	802.9	1488.9
09/10/2014 13:00	727.1	727.1	984.2	885.3	1612.4
09/10/2014 14:00	653.7	653.7	966.3	869.5	1523.2
09/10/2014 15:00	661.2	661.2	952.5	857.8	1519
09/10/2014 16:00	695.2	695.2	822.7	740	1435.2
09/10/2014 17:00	649.2	649.2	847.9	763.1	1412.3
09/10/2014 18:00	668.1	668.1	995.2	895.4	1563.5
09/10/2014 19:00	707.2	707.2	979.3	881.6	1588.8
09/10/2014 20:00	638.6	638.6	903.5	812.7	1451.3
09/10/2014 21:00	556.9	556.9	722.3	649.3	1206.2
09/10/2014 22:00	626.1	626.1	859.7	773	1399.1
09/10/2014 23:00	707.7	707.7	694.8	625	1332.7
09/11/2014 00:00	607.1	607.1	672.3	604.5	1211.6
09/11/2014 01:00	671.9	671.9	851.1	766.6	1438.5
09/11/2014 02:00	620.9	620.9	685.8	616.9	1237.8
09/11/2014 03:00	688.2	688.2	753.1	677.5	1365.7
09/11/2014 04:00	642.6	642.6	746.7	672	1314.6
09/11/2014 05:00	777	777	1095.1	985.4	1762.4
09/11/2014 06:00	751.2	751.2	943.9	849.9	1601.1
09/11/2014 07:00	748.2	748.2	856.6	770.9	1519.1
09/11/2014 08:00	882.3	882.3	970.8	874.5	1756.8
09/11/2014 09:00	746.7	746.7	900.1	809.7	1556.4
09/11/2014 10:00	1017.5	1017.5	1052.2	947	1964.5
09/11/2014 11:00	769	769	1104	994.5	1763.5
09/11/2014 12:00	867.3	867.3	1936.8	1743.1	2610.4
09/11/2014 13:00	892.3	892.3	860.6	773.7	1666
09/11/2014 14:00	1386.1	1386.1	1113.5	1002.5	2388.6
09/11/2014 15:00	937.3	937.3	1136.8	1023.9	1961.2
09/11/2014 16:00	369.8	369.8	948.1	852.7	1222.5
09/11/2014 17:00	735.6	735.6	1041.1	936.4	1672
09/11/2014 18:00	721.6	721.6	807.5	726	1447.6
09/11/2014 19:00	715.3	715.3	1186.1	1068.3	1783.6
09/11/2014 20:00	756.1	756.1	891.2	801.9	1558
09/11/2014 21:00	619.4	619.4	747.9	673.3	1292.7
09/11/2014 22:00	641	641	741.7	668.2	1309.2
09/11/2014 23:00	505.7	505.7	658.5	593.2	1098.9
09/12/2014 00:00	181	181	662.5	595.7	776.7
09/12/2014 01:00	302.9	302.9	524.1	471.9	774.8
09/12/2014 02:00	199.5	199.5	478.1	430.3	629.8
09/12/2014 03:00	134.9	134.9	483.9	436.1	571
09/12/2014 04:00	486.1	486.1	620	558.2	1044.3
09/12/2014 05:00	336.2	336.2	689.5	620.1	956.3
09/12/2014 06:00	594.6	594.6	706.7	635.7	1230.3
09/12/2014 07:00	666.3	666.3	883.8	794.7	1461
09/12/2014 08:00	701.6	701.6	765.1	689.3	1390.9
09/12/2014 09:00	665.5	665.5	955.1	859.2	1524.7
09/12/2014 10:00	674	674	935.3	841.3	1515.3
09/12/2014 11:00	679.7	679.7	911.2	819.4	1499.1
09/12/2014 12:00	714.7	714.7	967.2	870.9	1585.6
09/12/2014 13:00	1049.2	1049.2	888.1	799.6	1848.8
09/12/2014 14:00	514.7	514.7	930.3	837.8	1352.5
09/12/2014 15:00	774.2	774.2	1046.1	940.9	1715.1
09/12/2014 16:00	725	725	776.2	698.7	1423.7
09/12/2014 17:00	600.6	600.6	787.9	709.3	1309.9
09/12/2014 18:00	414.2	414.2	938.1	843.6	1257.8
09/12/2014 19:00	504.1	504.1	706.8	636.9	1141
09/12/2014 20:00	621.3	621.3	623.7	562	1183.3
09/12/2014 21:00	431.1	431.1	538.6	484.5	915.6

	Unit 1 (Part 75 Data)	Unit 1 (Part 60 Data)	Unit 2 (Part 75 Data)	Unit 2 (Part 60 Data)	Units 1&2 Combined
	SO2_LbPerHr	SO2_P60_LbPerHr	SO2_LbPerHr	SO2_P60_LbPerHr	(Part 60 Data)
	1H	1H	1H	1H	
Time	Value	Value	Value	Value	
09/12/2014 22:00	303.4	303.4	370.9	333.2	636.6
09/12/2014 23:00	289.6	289.6	379.7	342	631.6
09/13/2014 00:00	270.7	270.7	502.1	451.9	722.6
09/13/2014 01:00	315	315	474.1	426.7	741.7
09/13/2014 02:00	351.7	351.7	352.5	317.4	669.1
09/13/2014 03:00	397.9	397.9	577.6	520	917.9
09/13/2014 04:00	396.7	396.7	531.1	477.7	874.4
09/13/2014 05:00	453.1	453.1	520.4	468.1	921.2
09/13/2014 06:00	355.8	355.8	453.9	409.1	764.9
09/13/2014 07:00	429.2	429.2	551.2	495.4	924.6
09/13/2014 08:00	468.1	468.1	742	667.2	1135.3
09/13/2014 09:00	493.3	493.3	636.3	572.3	1065.6
09/13/2014 10:00	360.6	360.6	460.1	413.9	774.5
09/13/2014 11:00	530.8	530.8	524.4	472.2	1003
09/13/2014 12:00	411.1	411.1	657.4	591	1002.1
09/13/2014 13:00	433.6	433.6	583.9	525.2	958.8
09/13/2014 14:00	427.2	427.2	529.7	476.2	903.4
09/13/2014 15:00	407.8	407.8	529.6	476.3	884.1
09/13/2014 16:00	399.8	399.8	555.9	501	900.8
09/13/2014 17:00	400.6	400.6	555.1	498.9	899.5
09/13/2014 18:00	436.6	436.6	616.3	554.7	991.3
09/13/2014 19:00	585.4	585.4	778.1	699.8	1285.2
09/13/2014 20:00	214.9	214.9	496.6	447.1	662
09/13/2014 21:00	309.5	309.5	454.4	409	718.5
09/13/2014 22:00	371.9	371.9	636.3	572.2	944.1
09/13/2014 23:00	289.9	289.9	467.6	421.1	711
09/14/2014 00:00	209	209	518.2	466.7	675.7
09/14/2014 01:00	193.8	193.8	429.3	386.5	580.3
09/14/2014 02:00	147.1	147.1	428.5	385.6	532.7
09/14/2014 03:00	188.5	188.5	447.2	402.6	591.1
09/14/2014 04:00	174.6	174.6	397.7	358.3	532.9
09/14/2014 05:00	259.6	259.6	479.7	432.3	691.9
09/14/2014 06:00	328.2	328.2	476	428.1	756.3
09/14/2014 07:00	630.6	630.6	408.6	367.5	998.1
09/14/2014 08:00	496.7	496.7	852.1	767.4	1264.1
09/14/2014 09:00	569.1	569.1	712.9	642	1211.1
09/14/2014 10:00	487.3	487.3	695.8	626.8	1114.1
09/14/2014 11:00	476	476	715.8	643.9	1119.9
09/14/2014 12:00	422.3	422.3	745.1	671.2	1093.5
09/14/2014 13:00	518	518	739.2	665.3	1183.3
09/14/2014 14:00	347.2	347.2	746.8	672.6	1019.8
09/14/2014 15:00	510.1	510.1	894.6	804.8	1314.9
09/14/2014 16:00	438.6	438.6	741.2	666.4	1105
09/14/2014 17:00	459.3	459.3	790.5	710.9	1170.2
09/14/2014 18:00	447	447	911.1	819.6	1266.6
09/14/2014 19:00	828	828	785.6	706.9	1534.9
09/14/2014 20:00	547.4	547.4	826	743.4	1290.8
09/14/2014 21:00	473.3	473.3	656.4	590.8	1064.1
09/14/2014 22:00	293.6	293.6	566.6	509.8	803.4
09/14/2014 23:00	179.3	179.3	410.5	369	548.3
09/15/2014 00:00	181.2	181.2	426	383.9	565.1
09/15/2014 01:00	208.1	208.1	390.5	351.2	559.3
09/15/2014 02:00	215.8	215.8	390.3	351	566.8
09/15/2014 03:00	237.1	237.1	432.8	389.9	627
09/15/2014 04:00	438.6	438.6	610.4	549.8	988.4
09/15/2014 05:00	564.8	564.8	884.4	795.9	1360.7
09/15/2014 06:00	418.2	418.2	710.1	638.6	1056.8
09/15/2014 07:00	606.1	606.1	856.4	771.5	1377.6
09/15/2014 08:00	978.1	978.1	1035.8	932.9	1911
09/15/2014 09:00	881.8	881.8	787	709.1	1590.9
09/15/2014 10:00	493.2	493.2	687.6	619.5	1112.7
09/15/2014 11:00	563	563	805.7	725.3	1288.3
09/15/2014 12:00	414.6	414.6	964.2	867.1	1281.7
09/15/2014 13:00	673.3	673.3	641.6	577.4	1250.7
09/15/2014 14:00	328.7	328.7	525.7	473.6	802.3

	Unit 1 (Part 75 Data)	Unit 1 (Part 60 Data)	Unit 2 (Part 75 Data)	Unit 2 (Part 60 Data)	Units 1&2 Combined
	SO2_LbPerHr	SO2_P60_LbPerHr	SO2_LbPerHr	SO2_P60_LbPerHr	(Part 60 Data)
	1H	1H	1H	1H	
Time	Value	Value	Value	Value	
09/15/2014 15:00	407.2	407.2	775.8	698.5	1105.7
09/15/2014 16:00	664.9	664.9	704.9	634.9	1299.8
09/15/2014 17:00	734.1	734.1	822.6	739.9	1474
09/15/2014 18:00	989.7	989.7	866.2	779	1768.7
09/15/2014 19:00	540.8	540.8	873.8	786.8	1327.6
09/15/2014 20:00	237.6	237.6	544.2	490.5	728.1
09/15/2014 21:00	266.6	266.6	587.5	528.6	795.2
09/15/2014 22:00	295.7	295.7	674.8	607.5	903.2
09/15/2014 23:00	203.4	203.4	432.2	389.3	592.7
09/16/2014 00:00	272.2	272.2	524.6	472.5	744.7
09/16/2014 01:00	310.7	310.7	368.1	331.7	642.4
09/16/2014 02:00	316.9	316.9	477.8	429.5	746.4
09/16/2014 03:00	303.3	303.3	556.8	501.7	805
09/16/2014 04:00	612.4	612.4	664.6	598.8	1211.2
09/16/2014 05:00	716.5	716.5	1010.2	909.9	1626.4
09/16/2014 06:00	592.8	592.8	973.6	876.6	1469.4
09/16/2014 07:00	519.5	519.5	889.3	800.8	1320.3
09/16/2014 08:00	557.6	557.6	1037.3	932.8	1490.4
09/16/2014 09:00	408.7	408.7	882.6	793.8	1202.5
09/16/2014 10:00	521.9	521.9	990.9	891.3	1413.2
09/16/2014 11:00	514.1	514.1	973.9	877.1	1391.2
09/16/2014 12:00	502.1	502.1	1015.4	913.8	1415.9
09/16/2014 13:00	378.9	378.9	848.3	763.4	1142.3
09/16/2014 14:00	329.2	329.2	866	779.1	1108.3
09/16/2014 15:00	218.2	218.2	972.3	875.8	1094
09/16/2014 16:00	330.1	330.1	1041.4	938	1268.1
09/16/2014 17:00	293	293	769.9	693.1	986.1
09/16/2014 18:00	410.2	410.2	865.4	778.5	1188.7
09/16/2014 19:00	2248.6	2248.6	892.5	802.7	3051.3
09/16/2014 20:00	933.4	933.4	785.1	707.3	1640.7
09/16/2014 21:00	217.1	217.1	653.8	587.8	804.9
09/16/2014 22:00	321.3	321.3	690.5	621.9	943.2
09/16/2014 23:00	425.8	425.8	552.5	496.9	922.7
09/17/2014 00:00	216.5	216.5	524.1	471.6	688.1
09/17/2014 01:00	199.9	199.9	392.5	353	552.9
09/17/2014 02:00	226.8	226.8	377.7	340.2	567
09/17/2014 03:00	351.7	351.7	489.8	441.4	793.1
09/17/2014 04:00	517	517	793.5	714.2	1231.2
09/17/2014 05:00	318.9	318.9	910.9	820.5	1139.4
09/17/2014 06:00	389.8	389.8	866.1	779.5	1169.3
09/17/2014 07:00	175.6	175.6	749.2	673.8	849.4
09/17/2014 08:00	229.1	229.1	994.4	894.4	1123.5
09/17/2014 09:00	629.7	629.7	1127.5	1015.7	1645.4
09/17/2014 10:00	831.4	831.4	907.2	816.3	1647.7
09/17/2014 11:00	575.3	575.3	889	800.3	1375.6
09/17/2014 12:00	612.6	612.6	878.4	789.9	1402.5
09/17/2014 13:00	625.4	625.4	887.1	798.9	1424.3
09/17/2014 14:00	669.4	669.4	996	896	1565.4
09/17/2014 15:00	861.7	861.7	1099	988.5	1850.2
09/17/2014 16:00	712.4	712.4	1041	936.5	1648.9
09/17/2014 17:00	637.8	637.8	948.5	854.1	1491.9
09/17/2014 18:00	674.3	674.3	932.2	838.6	1512.9
09/17/2014 19:00	1158.8	1158.8	993.9	895.3	2054.1
09/17/2014 20:00	955.7	955.7	698.5	628.1	1583.8
09/17/2014 21:00	444.7	444.7	693.7	624.2	1068.9
09/17/2014 22:00	279.4	279.4	654.5	588.4	867.8
09/17/2014 23:00	290.7	290.7	491.6	443	733.7
09/18/2014 00:00	284.7	284.7	525.2	473.3	758
09/18/2014 01:00	370.3	370.3	594.5	535.5	905.8
09/18/2014 02:00	263.7	263.7	556	500.4	764.1
09/18/2014 03:00	389.8	389.8	703.8	633.4	1023.2
09/18/2014 04:00	378.3	378.3	777.3	699.9	1078.2
09/18/2014 05:00	857.4	857.4	983.8	884.9	1742.3
09/18/2014 06:00	900.7	900.7	1022.2	919.8	1820.5
09/18/2014 07:00	515	515	814.3	733.4	1248.4

	Unit 1 (Part 75 Data)	Unit 1 (Part 60 Data)	Unit 2 (Part 75 Data)	Unit 2 (Part 60 Data)	Units 1&2 Combined
	SO2_LbPerHr	SO2_P60_LbPerHr	SO2_LbPerHr	SO2_P60_LbPerHr	(Part 60 Data)
	1H	1H	1H	1H	
Time	Value	Value	Value	Value	
09/18/2014 08:00	304.1	304.1	878.6	790.2	1094.3
09/18/2014 09:00	745.4	745.4	1152	1037.6	1783
09/18/2014 10:00	847.4	847.4	1020.8	917.9	1765.3
09/18/2014 11:00	496.2	496.2	960.7	865.2	1361.4
09/18/2014 12:00	802.7	802.7	1087.8	979.4	1782.1
09/18/2014 13:00	784.9	784.9	960.7	864.2	1649.1
09/18/2014 14:00	937.1	937.1	1112.8	1001.3	1938.4
09/18/2014 15:00	824.5	824.5	1000.5	901.2	1725.7
09/18/2014 16:00	494.5	494.5	736	661.7	1156.2
09/18/2014 17:00	356.3	356.3	855.3	769.1	1125.4
09/18/2014 18:00	382.9	382.9	988.8	890.8	1273.7
09/18/2014 19:00	985.3	985.3	1132.1	1019.9	2005.2
09/18/2014 20:00	1077.6	1077.6	792.3	712.7	1790.3
09/18/2014 21:00	351.4	351.4	612.2	551.3	902.7
09/18/2014 22:00	211.9	211.9	864.6	778.1	990
09/18/2014 23:00	88.7	88.7	705.5	634.6	723.3
09/19/2014 00:00	76.2	76.2	577.4	519.4	595.6
09/19/2014 01:00	89.7	89.7	569.7	512.8	602.5
09/19/2014 02:00	82.9	82.9	370.7	333.7	416.6
09/19/2014 03:00	139.4	139.4	338.4	304.2	443.6
09/19/2014 04:00	239.3	239.3	624.6	562.1	801.4
09/19/2014 05:00	428.6	428.6	949.5	854.4	1283
09/19/2014 06:00	320.9	320.9	833.5	750.1	1071
09/19/2014 07:00	235.9	235.9	1034.4	930.8	1166.7
09/19/2014 08:00	254.9	254.9	836.1	753.2	1008.1
09/19/2014 09:00	421.5	421.5	977.5	879.8	1301.3
09/19/2014 10:00	633.6	633.6	821.1	738.4	1372
09/19/2014 11:00	416.6	416.6	685.5	617	1033.6
09/19/2014 12:00	295.2	295.2	855.7	770.6	1065.8
09/19/2014 13:00	379.4	379.4	750.6	675.5	1054.9
09/19/2014 14:00	571.5	571.5	775.4	697.3	1268.8
09/19/2014 15:00	399	399	806.1	725.3	1124.3
09/19/2014 16:00	385	385	803.6	723.6	1108.6
09/19/2014 17:00	295.1	295.1	726.7	654.4	949.5
09/19/2014 18:00	313.8	313.8	709.8	639	952.8
09/19/2014 19:00	451.2	451.2	849.6	765	1216.2
09/19/2014 20:00	537.8	537.8	680.3	612.9	1150.7
09/19/2014 21:00	406.7	406.7	589	530.3	937
09/19/2014 22:00	237.5	237.5	534.8	480.9	718.4
09/19/2014 23:00	160.3	160.3	557.5	502	662.3
09/20/2014 00:00	259.3	259.3	304.1	273.5	532.8
09/20/2014 01:00	247.9	247.9	77.6	69.7	317.6
09/20/2014 02:00	61.5	61.5	54	48.9	110.4
09/20/2014 03:00	80.7	80.7	37.3	33.5	114.2
09/20/2014 04:00	112.4	112.4	54.9	49.6	162
09/20/2014 05:00	414.7	414.7	68.9	61.4	476.1
09/20/2014 06:00	448.3	448.3	106.8	95.7	544
09/20/2014 07:00	494	494	153.8	138.6	632.6
09/20/2014 08:00	689	689	281.9	253.1	942.1
09/20/2014 09:00	698	698	466.8	420.4	1118.4
09/20/2014 10:00	758	758	1011.4	910.6	1668.6
09/20/2014 11:00	743.5	743.5	877.9	789.5	1533
09/20/2014 12:00	785.2	785.2	789.2	709.6	1494.8
09/20/2014 13:00	838.2	838.2	901.8	811.1	1649.3
09/20/2014 14:00	734.1	734.1	850.8	766.5	1500.6
09/20/2014 15:00	771.6	771.6	802.5	721.9	1493.5
09/20/2014 16:00	818.2	818.2	913.8	822.1	1640.3
09/20/2014 17:00	739.1	739.1	824.6	742.3	1481.4
09/20/2014 18:00	772	772	895.4	806.1	1578.1
09/20/2014 19:00	759.6	759.6	832.2	748.6	1508.2
09/20/2014 20:00	773.5	773.5	823.2	740.5	1514
09/20/2014 21:00	654.6	654.6	722.7	650.4	1305
09/20/2014 22:00	569.5	569.5	652.3	586.6	1156.1
09/20/2014 23:00	432.5	432.5	421.7	379.1	811.6
09/21/2014 00:00	374.9	374.9	495.2	445.6	820.5

	Unit 1 (Part 75 Data)	Unit 1 (Part 60 Data)	Unit 2 (Part 75 Data)	Unit 2 (Part 60 Data)	Units 1&2 Combined
	SO2_LbPerHr	SO2_P60_LbPerHr	SO2_LbPerHr	SO2_P60_LbPerHr	(Part 60 Data)
	1H	1H	1H	1H	
Time	Value	Value	Value	Value	
09/21/2014 01:00	355.7	355.7	379.3	0	355.7
09/21/2014 02:00	357.2	357.2	278.3	250.2	607.4
09/21/2014 03:00	350.7	350.7	0	0	350.7
09/21/2014 04:00	376.1	376.1	0	0	376.1
09/21/2014 05:00	397	397	0	0	397
09/21/2014 06:00	405.9	405.9	0	0	405.9
09/21/2014 07:00	552.7	552.7	0	0	552.7
09/21/2014 08:00	466.6	466.6	0	0	466.6
09/21/2014 09:00	377.7	377.7	0	0	377.7
09/21/2014 10:00	399.4	399.4	0	0	399.4
09/21/2014 11:00	723.4	723.4	0	0	723.4
09/21/2014 12:00	878.9	878.9	0	0	878.9
09/21/2014 13:00	818.4	818.4	0	0	818.4
09/21/2014 14:00	741.5	741.5	0	0	741.5
09/21/2014 15:00	765.7	765.7	0	0	765.7
09/21/2014 16:00	752.8	752.8	0	0	752.8
09/21/2014 17:00	763.7	763.7	0	0	763.7
09/21/2014 18:00	745.2	745.2	0	0	745.2
09/21/2014 19:00	793.2	793.2	0	0	793.2
09/21/2014 20:00	763.3	763.3	0	0	763.3
09/21/2014 21:00	615.9	615.9	0	0	615.9
09/21/2014 22:00	512.3	512.3	0	0	512.3
09/21/2014 23:00	424.1	424.1	0	0	424.1
09/22/2014 00:00	252.4	252.4	0	0	252.4
09/22/2014 01:00	308.3	308.3	0	0	308.3
09/22/2014 02:00	291.6	291.6	0	0	291.6
09/22/2014 03:00	374.8	374.8	0	0	374.8
09/22/2014 04:00	521.1	521.1	0	0	521.1
09/22/2014 05:00	748.2	748.2	0	0	748.2
09/22/2014 06:00	689.8	689.8	0	0	689.8
09/22/2014 07:00	779.8	779.8	0	0	779.8
09/22/2014 08:00	758.9	758.9	0	0	758.9
09/22/2014 09:00	746.4	746.4	0	0	746.4
09/22/2014 10:00	711.2	711.2	0	0	711.2
09/22/2014 11:00	798.4	798.4	0	0	798.4
09/22/2014 12:00	775.4	775.4	0	0	775.4
09/22/2014 13:00	847	847	0	0	847
09/22/2014 14:00	683.4	683.4	0	0	683.4
09/22/2014 15:00	555.7	555.7	0	0	555.7
09/22/2014 16:00	1093.5	1093.5	0	0	1093.5
09/22/2014 17:00	730.5	730.5	0	0	730.5
09/22/2014 18:00	693.2	693.2	0	0	693.2
09/22/2014 19:00	968.6	968.6	0	0	968.6
09/22/2014 20:00	660.2	660.2	0	0	660.2
09/22/2014 21:00	596.7	596.7	0	0	596.7
09/22/2014 22:00	463.2	463.2	0	0	463.2
09/22/2014 23:00	254.4	254.4	0	0	254.4
09/23/2014 00:00	164	164	0	0	164
09/23/2014 01:00	211.5	211.5	0	0	211.5
09/23/2014 02:00	149.8	149.8	0	0	149.8
09/23/2014 03:00	222.5	222.5	0	0	222.5
09/23/2014 04:00	342.5	342.5	0	0	342.5
09/23/2014 05:00	634.9	634.9	0	0	634.9
09/23/2014 06:00	636.1	636.1	0	0	636.1
09/23/2014 07:00	619	619	0	0	619
09/23/2014 08:00	592.4	592.4	0	0	592.4
09/23/2014 09:00	626.7	626.7	0	0	626.7
09/23/2014 10:00	632	632	0	0	632
09/23/2014 11:00	655.3	655.3	0	0	655.3
09/23/2014 12:00	593.6	593.6	0	0	593.6
09/23/2014 13:00	764.3	764.3	0	0	764.3
09/23/2014 14:00	712.5	712.5	0	0	712.5
09/23/2014 15:00	710.6	710.6	0	0	710.6
09/23/2014 16:00	703.6	703.6	0	0	703.6
09/23/2014 17:00	637.5	637.5	0	0	637.5

	Unit 1 (Part 75 Data)	Unit 1 (Part 60 Data)	Unit 2 (Part 75 Data)	Unit 2 (Part 60 Data)	Units 1&2 Combined
	SO2_LbPerHr	SO2_P60_LbPerHr	SO2_LbPerHr	SO2_P60_LbPerHr	(Part 60 Data)
	1H	1H	1H	1H	
Time	Value	Value	Value	Value	
09/23/2014 18:00	722.9	722.9	0	0	722.9
09/23/2014 19:00	668.6	668.6	0	0	668.6
09/23/2014 20:00	473.9	473.9	0	0	473.9
09/23/2014 21:00	631.9	631.9	0	0	631.9
09/23/2014 22:00	481.8	481.8	0	0	481.8
09/23/2014 23:00	268	268	0	0	268
09/24/2014 00:00	209.1	209.1	0	0	209.1
09/24/2014 01:00	162.3	162.3	0	0	162.3
09/24/2014 02:00	154.8	154.8	0	0	154.8
09/24/2014 03:00	279	279	0	0	279
09/24/2014 04:00	541.3	541.3	0	0	541.3
09/24/2014 05:00	601.6	601.6	0	0	601.6
09/24/2014 06:00	770.8	770.8	0	0	770.8
09/24/2014 07:00	495.6	495.6	0	0	495.6
09/24/2014 08:00	867.2	867.2	0	0	867.2
09/24/2014 09:00	638.9	638.9	0	0	638.9
09/24/2014 10:00	788.7	788.7	0	0	788.7
09/24/2014 11:00	612.7	612.7	0	0	612.7
09/24/2014 12:00	730.4	730.4	0	0	730.4
09/24/2014 13:00	695.3	695.3	0	0	695.3
09/24/2014 14:00	755	755	0	0	755
09/24/2014 15:00	607.5	607.5	2.7	2.7	610.2
09/24/2014 16:00	734.2	734.2	0	0	734.2
09/24/2014 17:00	656	656	0	0	656
09/24/2014 18:00	732.3	732.3	1.8	1.8	734.1
09/24/2014 19:00	694	694	9.2	8.2	702.2
09/24/2014 20:00	688.6	688.6	12.8	11.9	700.5
09/24/2014 21:00	608.6	608.6	10.1	9.2	617.8
09/24/2014 22:00	627.3	627.3	17.6	15.7	643
09/24/2014 23:00	608.8	608.8	27.9	25.1	633.9
09/25/2014 00:00	634.6	634.6	122.1	110	744.6
09/25/2014 01:00	790.5	790.5	11.3	10.4	800.9
09/25/2014 02:00	644.1	644.1	5.8	4.8	648.9
09/25/2014 03:00	722.7	722.7	118	106	828.7
09/25/2014 04:00	646.5	646.5	375.1	337.9	984.4
09/25/2014 05:00	831.2	831.2	724.5	652.1	1483.3
09/25/2014 06:00	640.7	640.7	804.7	723.9	1364.6
09/25/2014 07:00	779	779	757.6	681.2	1460.2
09/25/2014 08:00	713.9	713.9	993.8	894.4	1608.3
09/25/2014 09:00	630.3	630.3	754.6	679.1	1309.4
09/25/2014 10:00	804.7	804.7	759.1	683.7	1488.4
09/25/2014 11:00	683.3	683.3	862.6	776	1459.3
09/25/2014 12:00	806.6	806.6	812.7	731.5	1538.1
09/25/2014 13:00	698.7	698.7	790.9	711.6	1410.3
09/25/2014 14:00	665.9	665.9	831.3	747.6	1413.5
09/25/2014 15:00	646.5	646.5	930	836.8	1483.3
09/25/2014 16:00	626.3	626.3	714.9	642.9	1269.2
09/25/2014 17:00	583.5	583.5	945.2	850.1	1433.6
09/25/2014 18:00	569.7	569.7	980.7	882.1	1451.8
09/25/2014 19:00	598.5	598.5	848	762.6	1361.1
09/25/2014 20:00	567	567	836.4	753.1	1320.1
09/25/2014 21:00	503.1	503.1	614.7	553.4	1056.5
09/25/2014 22:00	503.4	503.4	527.3	473.9	977.3
09/25/2014 23:00	496.4	496.4	611.9	551.3	1047.7
09/26/2014 00:00	522.2	522.2	629	565.8	1088
09/26/2014 01:00	430.5	430.5	513.8	462.8	893.3
09/26/2014 02:00	238.5	238.5	590.3	530.8	769.3
09/26/2014 03:00	360.2	360.2	653.7	588.6	948.8
09/26/2014 04:00	417.5	417.5	695.9	626.3	1043.8
09/26/2014 05:00	608.4	608.4	918.2	825.7	1434.1
09/26/2014 06:00	538.6	538.6	759.8	684	1222.6
09/26/2014 07:00	597.5	597.5	762	685.8	1283.3
09/26/2014 08:00	735.7	735.7	923	830.1	1565.8
09/26/2014 09:00	697.5	697.5	1049.3	943.8	1641.3
09/26/2014 10:00	764.5	764.5	1012.2	910.4	1674.9

	Unit 1 (Part 75 Data)	Unit 1 (Part 60 Data)	Unit 2 (Part 75 Data)	Unit 2 (Part 60 Data)	Units 1&2 Combined
	SO2_LbPerHr	SO2_P60_LbPerHr	SO2_LbPerHr	SO2_P60_LbPerHr	(Part 60 Data)
	1H	1H	1H	1H	
Time	Value	Value	Value	Value	
09/26/2014 11:00	742.3	742.3	966.7	870.4	1612.7
09/26/2014 12:00	675.8	675.8	928.1	835.5	1511.3
09/26/2014 13:00	813.4	813.4	906.5	816	1629.4
09/26/2014 14:00	671.8	671.8	854.7	769.4	1441.2
09/26/2014 15:00	716.9	716.9	858.8	772.3	1489.2
09/26/2014 16:00	659.6	659.6	819.9	737.7	1397.3
09/26/2014 17:00	648	648	929	836.5	1484.5
09/26/2014 18:00	576	576	661.7	594.7	1170.7
09/26/2014 19:00	647.7	647.7	723.1	650.8	1298.5
09/26/2014 20:00	480.6	480.6	565.4	508.1	988.7
09/26/2014 21:00	531.5	531.5	569.2	512.1	1043.6
09/26/2014 22:00	489.6	489.6	599.8	540	1029.6
09/26/2014 23:00	379.4	379.4	479.9	432.2	811.6
09/27/2014 00:00	224.5	224.5	556.2	500.4	724.9
09/27/2014 01:00	327.5	327.5	445	400.8	728.3
09/27/2014 02:00	261.9	261.9	398.6	358.2	620.1
09/27/2014 03:00	193	193	245	220.9	413.9
09/27/2014 04:00	211.5	211.5	321.1	288.6	500.1
09/27/2014 05:00	293.8	293.8	467.5	420.1	713.9
09/27/2014 06:00	272.6	272.6	400.4	360.4	633
09/27/2014 07:00	387.3	387.3	543.5	488.6	875.9
09/27/2014 08:00	596.3	596.3	719.9	648.5	1244.8
09/27/2014 09:00	619.6	619.6	586.3	528	1147.6
09/27/2014 10:00	510	510	692.9	623.3	1133.3
09/27/2014 11:00	387.6	387.6	620	558.7	946.3
09/27/2014 12:00	425.9	425.9	649.1	584.2	1010.1
09/27/2014 13:00	600.7	600.7	637.3	573	1173.7
09/27/2014 14:00	615.2	615.2	494.9	444.7	1059.9
09/27/2014 15:00	583.1	583.1	444.1	399	982.1
09/27/2014 16:00	561.1	561.1	436.9	392.7	953.8
09/27/2014 17:00	237.9	237.9	538.1	485	722.9
09/27/2014 18:00	346.8	346.8	664.9	598.6	945.4
09/27/2014 19:00	582.9	582.9	687	618.4	1201.3
09/27/2014 20:00	519	519	643.1	579	1098
09/27/2014 21:00	526	526	561.8	506.3	1032.3
09/27/2014 22:00	500.5	500.5	547.1	491.9	992.4
09/27/2014 23:00	471.7	471.7	602.9	542.9	1014.6
09/28/2014 00:00	418.8	418.8	551.6	496.3	915.1
09/28/2014 01:00	189.7	189.7	494.9	445.4	635.1
09/28/2014 02:00	72	72	450.8	406.1	478.1
09/28/2014 03:00	107.6	107.6	329	296.4	404
09/28/2014 04:00	95.8	95.8	241.6	218	313.8
09/28/2014 05:00	134.1	134.1	300.7	270.2	404.3
09/28/2014 06:00	202.2	202.2	380.9	342.4	544.6
09/28/2014 07:00	231.9	231.9	531.5	479	710.9
09/28/2014 08:00	237.7	237.7	538.5	484.2	721.9
09/28/2014 09:00	321.1	321.1	626.4	563.3	884.4
09/28/2014 10:00	340.9	340.9	644.5	579.5	920.4
09/28/2014 11:00	361.2	361.2	667.3	599.9	961.1
09/28/2014 12:00	371.4	371.4	720.5	649.1	1020.5
09/28/2014 13:00	464.3	464.3	866.2	779.4	1243.7
09/28/2014 14:00	327.6	327.6	830.5	747.8	1075.4
09/28/2014 15:00	523.1	523.1	1132.4	1018.6	1541.7
09/28/2014 16:00	771.7	771.7	1303.1	1173.4	1945.1
09/28/2014 17:00	726.1	726.1	1340.8	1207.7	1933.8
09/28/2014 18:00	788.2	788.2	1127.4	1015.6	1803.8
09/28/2014 19:00	709	709	895.5	806.6	1515.6
09/28/2014 20:00	591.5	591.5	809.2	729.1	1320.6
09/28/2014 21:00	504.6	504.6	670.8	603.2	1107.8
09/28/2014 22:00	259.4	259.4	507.8	456.8	716.2
09/28/2014 23:00	254.3	254.3	588	528.9	783.2
09/29/2014 00:00	273	273	650.4	585	858
09/29/2014 01:00	245.7	245.7	614.8	553.6	799.3
09/29/2014 02:00	265	265	539.3	485.8	750.8
09/29/2014 03:00	304.1	304.1	715.7	643.5	947.6

	Unit 1 (Part 75 Data)	Unit 1 (Part 60 Data)	Unit 2 (Part 75 Data)	Unit 2 (Part 60 Data)	Units 1&2 Combined
	SO2_LbPerHr	SO2_P60_LbPerHr	SO2_LbPerHr	SO2_P60_LbPerHr	(Part 60 Data)
	1H	1H	1H	1H	
Time	Value	Value	Value	Value	
09/29/2014 04:00	391	391	906.1	816	1207
09/29/2014 05:00	735.7	735.7	1235.1	1111	1846.7
09/29/2014 06:00	629.6	629.6	1481	1333.7	1963.3
09/29/2014 07:00	613.9	613.9	1129.2	1016.7	1630.6
09/29/2014 08:00	607.9	607.9	912.8	821.6	1429.5
09/29/2014 09:00	632.4	632.4	1029.6	927.4	1559.8
09/29/2014 10:00	643.2	643.2	1198.6	1079.3	1722.5
09/29/2014 11:00	644.8	644.8	1108.3	996.6	1641.4
09/29/2014 12:00	630.4	630.4	938	845	1475.4
09/29/2014 13:00	659.2	659.2	772.7	694.8	1354
09/29/2014 14:00	627.4	627.4	863.9	777.3	1404.7
09/29/2014 15:00	651.8	651.8	916.9	825.6	1477.4
09/29/2014 16:00	670.6	670.6	846.7	761.9	1432.5
09/29/2014 17:00	653.2	653.2	848.2	762.9	1416.1
09/29/2014 18:00	671.8	671.8	870.4	782.9	1454.7
09/29/2014 19:00	645.4	645.4	849	764.3	1409.7
09/29/2014 20:00	647.2	647.2	812.3	731.9	1379.1
09/29/2014 21:00	542.4	542.4	652.7	588.2	1130.6
09/29/2014 22:00	501.2	501.2	573.6	515.6	1016.8
09/29/2014 23:00	458.9	458.9	575.8	517.8	976.7
09/30/2014 00:00	444.9	444.9	534.7	481.1	926
09/30/2014 01:00	322	322	422.4	379.6	701.6
09/30/2014 02:00	126.2	126.2	373	335.4	461.6
09/30/2014 03:00	253	253	236.9	212.8	465.8
09/30/2014 04:00	295.2	295.2	508.7	457.2	752.4
09/30/2014 05:00	354.8	354.8	1053.5	949.1	1303.9
09/30/2014 06:00	585.6	585.6	1010.8	909.9	1495.5
09/30/2014 07:00	561.1	561.1	727.3	654	1215.1
09/30/2014 08:00	636.1	636.1	750.1	675.9	1312
09/30/2014 09:00	579.5	579.5	765.9	688.9	1268.4
09/30/2014 10:00	635.5	635.5	746.3	671.2	1306.7
09/30/2014 11:00	593.7	593.7	733.8	660.5	1254.2
09/30/2014 12:00	640.8	640.8	753.4	677.9	1318.7
09/30/2014 13:00	616	616	759.5	683.8	1299.8
09/30/2014 14:00	574.1	574.1	758.8	682.7	1256.8
09/30/2014 15:00	656.9	656.9	753.6	677.4	1334.3
09/30/2014 16:00	573.6	573.6	782.3	704.5	1278.1
09/30/2014 17:00	604.1	604.1	732.2	658.8	1262.9
09/30/2014 18:00	610.9	610.9	805.3	724.8	1335.7
09/30/2014 19:00	632.3	632.3	704.5	633.9	1266.2
09/30/2014 20:00	491.8	491.8	611	549.6	1041.4
09/30/2014 21:00	516.1	516.1	557.5	502.4	1018.5
09/30/2014 22:00	407.8	407.8	459.4	413.3	821.1
09/30/2014 23:00	192.2	192.2	512.4	461	653.2
10/01/2014 00:00	150.1	150.1	472.8	425	575.1
10/01/2014 01:00	148.3	148.3	479.7	432.3	580.6
10/01/2014 02:00	111.9	111.9	474.9	427.6	539.5
10/01/2014 03:00	190.9	190.9	365	327.9	518.8
10/01/2014 04:00	295.4	295.4	129.1	116.8	412.2
10/01/2014 05:00	456.5	456.5	364	326.9	783.4
10/01/2014 06:00	527.2	527.2	836.7	753.6	1280.8
10/01/2014 07:00	616	616	702.7	633.1	1249.1
10/01/2014 08:00	301.8	301.8	708.8	638.6	940.4
10/01/2014 09:00	101.3	101.3	1201.8	1081.6	1182.9
10/01/2014 10:00	0	0	2329.9	2096.9	2096.9
10/01/2014 11:00	0	0	2343.3	2109.4	2109.4
10/01/2014 12:00	0	0	1341.5	1207.3	1207.3
10/01/2014 13:00	0	0	1135.4	1022.5	1022.5
10/01/2014 14:00	0	0	911.3	820.3	820.3
10/01/2014 15:00	0	0	987.5	888.4	888.4
10/01/2014 16:00	0	0	998.5	899.4	899.4
10/01/2014 17:00	0	0	1005.5	904.3	904.3
10/01/2014 18:00	0	0	894.2	804.8	804.8
10/01/2014 19:00	0	0	996.5	896	896
10/01/2014 20:00	0	0	936	843	843

	Unit 1 (Part 75 Data)	Unit 1 (Part 60 Data)	Unit 2 (Part 75 Data)	Unit 2 (Part 60 Data)	Units 1&2 Combined
	SO2_LbPerHr	SO2_P60_LbPerHr	SO2_LbPerHr	SO2_P60_LbPerHr	(Part 60 Data)
	1H	1H	1H	1H	
Time	Value	Value	Value	Value	
10/01/2014 21:00	0	0	684.5	615.6	615.6
10/01/2014 22:00	0	0	578.5	521	521
10/01/2014 23:00	0	0	572.6	515.4	515.4
10/02/2014 00:00	0	0	590.1	530.8	530.8
10/02/2014 01:00	0	0	546.2	492.1	492.1
10/02/2014 02:00	0	0	543.5	489.2	489.2
10/02/2014 03:00	0	0	507.6	456.4	456.4
10/02/2014 04:00	0	0	642.1	577.6	577.6
10/02/2014 05:00	0	0	825.1	741.9	741.9
10/02/2014 06:00	0	0	1014.7	912.4	912.4
10/02/2014 07:00	0	0	677.6	609.3	609.3
10/02/2014 08:00	0	0	909.3	818.1	818.1
10/02/2014 09:00	0	0	722.8	651.1	651.1
10/02/2014 10:00	0	0	753.4	677.6	677.6
10/02/2014 11:00	0	0	765.6	689.7	689.7
10/02/2014 12:00	0	0	662	595.6	595.6
10/02/2014 13:00	0	0	900.5	809.6	809.6
10/02/2014 14:00	0	0	769	691.9	691.9
10/02/2014 15:00	0	0	761.2	684.7	684.7
10/02/2014 16:00	0	0	861.8	775.2	775.2
10/02/2014 17:00	0	0	808.8	728.1	728.1
10/02/2014 18:00	0	0	472.3	425.7	425.7
10/02/2014 19:00	0	0	466.2	419.8	419.8
10/02/2014 20:00	0	0	639.5	575.3	575.3
10/02/2014 21:00	0	0	690	621	621
10/02/2014 22:00	0	0	520.8	468.9	468.9
10/02/2014 23:00	0	0	329.3	296.6	296.6
10/03/2014 00:00	0	0	267	240.1	240.1
10/03/2014 01:00	0	0	321	288.6	288.6
10/03/2014 02:00	0	0	307.3	276.4	276.4
10/03/2014 03:00	0	0	268.5	241.2	241.2
10/03/2014 04:00	0	0	390.6	351.7	351.7
10/03/2014 05:00	0	0	553.6	498.9	498.9
10/03/2014 06:00	0	0	778.7	700.1	700.1
10/03/2014 07:00	0	0	645.4	581.2	581.2
10/03/2014 08:00	0	0	712.5	641.9	641.9
10/03/2014 09:00	0	0	607	546.5	546.5
10/03/2014 10:00	0	0	699.4	629.7	629.7
10/03/2014 11:00	0	0	493.8	443.9	443.9
10/03/2014 12:00	0	0	396.5	357.4	357.4
10/03/2014 13:00	0	0	714.6	643.8	643.8
10/03/2014 14:00	0	0	702.8	632.3	632.3
10/03/2014 15:00	0	0	644.8	580	580
10/03/2014 16:00	0	0	615	553.7	553.7
10/03/2014 17:00	0	0	610.9	550.1	550.1
10/03/2014 18:00	0	0	226.8	204.7	204.7
10/03/2014 19:00	0	0	535.3	481.5	481.5
10/03/2014 20:00	0	0	514.4	462.2	462.2
10/03/2014 21:00	0	0	340.8	307	307
10/03/2014 22:00	0	0	302.8	273	273
10/03/2014 23:00	0	0	322.7	290.4	290.4
10/04/2014 00:00	0	0	333.6	300.7	300.7
10/04/2014 01:00	0	0	324.8	292	292
10/04/2014 02:00	0	0	268.8	242.1	242.1
10/04/2014 03:00	0	0	322.3	289.5	289.5
10/04/2014 04:00	0	0	342.3	308.2	308.2
10/04/2014 05:00	0	0	415.7	373.5	373.5
10/04/2014 06:00	0	0	374.9	337.9	337.9
10/04/2014 07:00	0	0	419.8	378.3	378.3
10/04/2014 08:00	0	0	643.9	580.1	580.1
10/04/2014 09:00	0	0	423.3	381.7	381.7
10/04/2014 10:00	0	0	467.3	420.5	420.5
10/04/2014 11:00	0	0	604.5	544.2	544.2
10/04/2014 12:00	0	0	515.1	462.9	462.9
10/04/2014 13:00	0	0	393.8	355	355

	Unit 1 (Part 75 Data)	Unit 1 (Part 60 Data)	Unit 2 (Part 75 Data)	Unit 2 (Part 60 Data)	Units 1&2 Combined
	SO2_LbPerHr	SO2_P60_LbPerHr	SO2_LbPerHr	SO2_P60_LbPerHr	(Part 60 Data)
	1H	1H	1H	1H	
Time	Value	Value	Value	Value	
10/04/2014 14:00	0	0	452.1	406.6	406.6
10/04/2014 15:00	0	0	426	384	384
10/04/2014 16:00	0	0	464	417.9	417.9
10/04/2014 17:00	0	0	530.2	476.6	476.6
10/04/2014 18:00	0	0	892.5	802.7	802.7
10/04/2014 19:00	0	0	1093.3	984.2	984.2
10/04/2014 20:00	0	0	864.4	778.1	778.1
10/04/2014 21:00	0	0	697.3	627.8	627.8
10/04/2014 22:00	0	0	599	539.4	539.4
10/04/2014 23:00	0	0	462.3	415.5	415.5
10/05/2014 00:00	0	0	494.8	445.2	445.2
10/05/2014 01:00	0	0	504.4	453.3	453.3
10/05/2014 02:00	0	0	467.7	420.9	420.9
10/05/2014 03:00	0	0	311.3	279.7	279.7
10/05/2014 04:00	0	0	451.5	406.4	406.4
10/05/2014 05:00	0	0	584.4	525.3	525.3
10/05/2014 06:00	0	0	521.8	469.3	469.3
10/05/2014 07:00	0	0	587.8	529.2	529.2
10/05/2014 08:00	0	0	581.7	523.5	523.5
10/05/2014 09:00	0	0	538.1	483.9	483.9
10/05/2014 10:00	0	0	444.8	400	400
10/05/2014 11:00	0	0	476.8	428.6	428.6
10/05/2014 12:00	0	0	434.7	391.4	391.4
10/05/2014 13:00	0	0	375.5	337.6	337.6
10/05/2014 14:00	0	0	412.2	371.4	371.4
10/05/2014 15:00	0	0	496.4	446.6	446.6
10/05/2014 16:00	0	0	503.6	453.7	453.7
10/05/2014 17:00	0	0	636.3	573.2	573.2
10/05/2014 18:00	0	0	1060.7	955	955
10/05/2014 19:00	0	0	863.6	777.3	777.3
10/05/2014 20:00	0	0	571.6	513.7	513.7
10/05/2014 21:00	0	0	521.5	468.7	468.7
10/05/2014 22:00	0	0	482	433.2	433.2
10/05/2014 23:00	0	0	335.3	302.2	302.2
10/06/2014 00:00	0	0	320.4	288.1	288.1
10/06/2014 01:00	0	0	279.4	250.9	250.9
10/06/2014 02:00	0	0	265.1	239	239
10/06/2014 03:00	0	0	366.2	329.5	329.5
10/06/2014 04:00	0	0	561.1	504.6	504.6
10/06/2014 05:00	0	0	838.5	754.6	754.6
10/06/2014 06:00	0	0	763.7	687.4	687.4
10/06/2014 07:00	0	0	725.3	653.4	653.4
10/06/2014 08:00	0	0	790.7	711.4	711.4
10/06/2014 09:00	0	0	812.4	730.9	730.9
10/06/2014 10:00	0	0	907.7	816.1	816.1
10/06/2014 11:00	0	0	901	811.3	811.3
10/06/2014 12:00	0	0	898.4	808	808
10/06/2014 13:00	0	0	992	892	892
10/06/2014 14:00	0	0	970.6	874.1	874.1
10/06/2014 15:00	0	0	1142.9	1029	1029
10/06/2014 16:00	0	0	1163	1046.9	1046.9
10/06/2014 17:00	0	0	914.8	823.1	823.1
10/06/2014 18:00	0	0	1331.2	1198.9	1198.9
10/06/2014 19:00	0	0	1222.9	1101.2	1101.2
10/06/2014 20:00	0	0	1000.1	899.7	899.7
10/06/2014 21:00	0	0	828.3	746.2	746.2
10/06/2014 22:00	0	0	868.2	781.2	781.2
10/06/2014 23:00	0	0	681.5	612.7	612.7
10/07/2014 00:00	0	0	801.1	720.5	720.5
10/07/2014 01:00	0	0	783.3	705.4	705.4
10/07/2014 02:00	0	0	524.4	471.4	471.4
10/07/2014 03:00	0	0	724.6	652.4	652.4
10/07/2014 04:00	0	0	1207.7	1087.1	1087.1
10/07/2014 05:00	0	0	1731.7	1558.9	1558.9
10/07/2014 06:00	0	0	1707.9	1538	1538

	Unit 1 (Part 75 Data)	Unit 1 (Part 60 Data)	Unit 2 (Part 75 Data)	Unit 2 (Part 60 Data)	Units 1&2 Combined
	SO2_LbPerHr	SO2_P60_LbPerHr	SO2_LbPerHr	SO2_P60_LbPerHr	(Part 60 Data)
	1H	1H	1H	1H	
Time	Value	Value	Value	Value	
10/07/2014 07:00	0	0	1406.9	1266.9	1266.9
10/07/2014 08:00	0	0	1375.4	1237.7	1237.7
10/07/2014 09:00	0	0	1757.1	1582.1	1582.1
10/07/2014 10:00	0	0	1484.5	1336.1	1336.1
10/07/2014 11:00	0	0	1212.9	1091.7	1091.7
10/07/2014 12:00	0	0	1482.5	1334.9	1334.9
10/07/2014 13:00	0	0	1484.3	1336.1	1336.1
10/07/2014 14:00	0	0	1494.9	1346	1346
10/07/2014 15:00	0	0	1324.6	1191.9	1191.9
10/07/2014 16:00	0	0	910.3	819.9	819.9
10/07/2014 17:00	0	0	628.8	566.5	566.5
10/07/2014 18:00	0	0	776	698.6	698.6
10/07/2014 19:00	0	0	992.5	893.1	893.1
10/07/2014 20:00	0	0	1169.3	1051.8	1051.8
10/07/2014 21:00	0	0	758.5	683.1	683.1
10/07/2014 22:00	0	0	813.6	732.7	732.7
10/07/2014 23:00	0	0	748.8	674.3	674.3
10/08/2014 00:00	0	0	723.5	650.8	650.8
10/08/2014 01:00	0	0	675.5	607.9	607.9
10/08/2014 02:00	0	0	632.6	569.7	569.7
10/08/2014 03:00	0	0	558.2	502.2	502.2
10/08/2014 04:00	0	0	486.1	438.1	438.1
10/08/2014 05:00	0	0	702.8	633.3	633.3
10/08/2014 06:00	0	0	795.9	715.7	715.7
10/08/2014 07:00	0	0	925.5	833.1	833.1
10/08/2014 08:00	0	0	1079.8	972.6	972.6
10/08/2014 09:00	0	0	1118.7	1006.6	1006.6
10/08/2014 10:00	0	0	1097.9	958.9	958.9
10/08/2014 11:00	0	0	850.5	743.8	743.8
10/08/2014 12:00	0	0	1089.9	953	953
10/08/2014 13:00	0	0	877.8	766.5	766.5
10/08/2014 14:00	0	0	807.6	705.3	705.3
10/08/2014 15:00	0	0	625.4	546	546
10/08/2014 16:00	0	0	599	523.1	523.1
10/08/2014 17:00	0	0	600.4	525.2	525.2
10/08/2014 18:00	0	0	797.7	696.6	696.6
10/08/2014 19:00	0	0	859.6	750.5	750.5
10/08/2014 20:00	0	0	617.4	539.1	539.1
10/08/2014 21:00	0	0	377.1	330.1	330.1
10/08/2014 22:00	0	0	499.3	436.7	436.7
10/08/2014 23:00	0	0	322.4	281.4	281.4
10/09/2014 00:00	0	0	379.5	331.5	331.5
10/09/2014 01:00	0	0	349.1	304.7	304.7
10/09/2014 02:00	0	0	298.6	260.9	260.9
10/09/2014 03:00	0	0	436.3	381.4	381.4
10/09/2014 04:00	0	0	532.2	465.5	465.5
10/09/2014 05:00	0	0	685.2	598.1	598.1
10/09/2014 06:00	0	0	1011.2	882.8	882.8
10/09/2014 07:00	0	0	903.3	789.3	789.3
10/09/2014 08:00	0	0	921.5	804.6	804.6
10/09/2014 09:00	0	0	957.2	837.2	837.2
10/09/2014 10:00	0	0	959	838.8	838.8
10/09/2014 11:00	0	0	991.3	866.2	866.2
10/09/2014 12:00	0	0	969.1	846.4	846.4
10/09/2014 13:00	0	0	866.1	756.8	756.8
10/09/2014 14:00	0	0	824.4	720.1	720.1
10/09/2014 15:00	0	0	874	762.9	762.9
10/09/2014 16:00	0	0	935	817.2	817.2
10/09/2014 17:00	0	0	699.1	611.6	611.6
10/09/2014 18:00	0	0	920	804.7	804.7
10/09/2014 19:00	0	0	884.3	772.1	772.1
10/09/2014 20:00	0	0	835.2	730.2	730.2
10/09/2014 21:00	0	0	555	484.6	484.6
10/09/2014 22:00	0	0	502.7	439.4	439.4
10/09/2014 23:00	0	0	474.7	415.1	415.1

	Unit 1 (Part 75 Data)	Unit 1 (Part 60 Data)	Unit 2 (Part 75 Data)	Unit 2 (Part 60 Data)	Units 1&2 Combined
	SO2_LbPerHr	SO2_P60_LbPerHr	SO2_LbPerHr	SO2_P60_LbPerHr	(Part 60 Data)
	1H	1H	1H	1H	
Time	Value	Value	Value	Value	
10/10/2014 00:00	0	0	402.3	351.2	351.2
10/10/2014 01:00	0	0	284.6	249	249
10/10/2014 02:00	0	0	208.3	181.5	181.5
10/10/2014 03:00	0	0	288.8	252.7	252.7
10/10/2014 04:00	0	0	507.1	443.1	443.1
10/10/2014 05:00	0	0	782.1	682.6	682.6
10/10/2014 06:00	0	0	819.3	716.1	716.1
10/10/2014 07:00	0	0	644.5	562.6	562.6
10/10/2014 08:00	0	0	653.3	570.2	570.2
10/10/2014 09:00	0	0	945.2	825.2	825.2
10/10/2014 10:00	0	0	986	860.8	860.8
10/10/2014 11:00	0	0	1033.6	902.8	902.8
10/10/2014 12:00	0	0	1027.6	898.3	898.3
10/10/2014 13:00	0	0	926	809.5	809.5
10/10/2014 14:00	0	0	986	861.9	861.9
10/10/2014 15:00	0	0	1026.8	897.6	897.6
10/10/2014 16:00	0	0	986.7	862.4	862.4
10/10/2014 17:00	0	0	847.5	741	741
10/10/2014 18:00	0	0	1292.3	1130	1130
10/10/2014 19:00	0	0	1278.2	1116.5	1116.5
10/10/2014 20:00	0	0	1183.8	1035	1035
10/10/2014 21:00	0	0	760.2	664.1	664.1
10/10/2014 22:00	0	0	468.9	410	410
10/10/2014 23:00	0	0	543.2	475	475
10/11/2014 00:00	0	0	467	408.3	408.3
10/11/2014 01:00	0	0	379.9	332.1	332.1
10/11/2014 02:00	0	0	413.6	361.4	361.4
10/11/2014 03:00	0	0	405.7	354.4	354.4
10/11/2014 04:00	0	0	467	407.4	407.4
10/11/2014 05:00	0	0	810.5	707.8	707.8
10/11/2014 06:00	0	0	774.2	675.7	675.7
10/11/2014 07:00	0	0	687	600.6	600.6
10/11/2014 08:00	0	0	855.8	747.2	747.2
10/11/2014 09:00	0	0	1023.2	893.5	893.5
10/11/2014 10:00	0	0	949.8	829.9	829.9
10/11/2014 11:00	0	0	893.7	781.3	781.3
10/11/2014 12:00	0	0	899.5	786.7	786.7
10/11/2014 13:00	0	0	930.6	812.6	812.6
10/11/2014 14:00	0	0	753.9	658.9	658.9
10/11/2014 15:00	0	0	869.3	760	760
10/11/2014 16:00	0	0	845.6	738.5	738.5
10/11/2014 17:00	0	0	766	668.9	668.9
10/11/2014 18:00	0	0	761.7	664.8	664.8
10/11/2014 19:00	0	0	801.6	700.6	700.6
10/11/2014 20:00	0	0	798.8	697.6	697.6
10/11/2014 21:00	0	0	741.1	647.6	647.6
10/11/2014 22:00	0	0	522.3	457.1	457.1
10/11/2014 23:00	0	0	296	258.6	258.6
10/12/2014 00:00	0	0	302	263.5	263.5
10/12/2014 01:00	0	0	321	280.3	280.3
10/12/2014 02:00	0	0	278.7	243.5	243.5
10/12/2014 03:00	0	0	274.7	239.6	239.6
10/12/2014 04:00	0	0	258.6	226.1	226.1
10/12/2014 05:00	0	0	486.9	425.2	425.2
10/12/2014 06:00	0	0	382.2	333.9	333.9
10/12/2014 07:00	0	0	507.1	442.6	442.6
10/12/2014 08:00	0	0	750.4	655.2	655.2
10/12/2014 09:00	0	0	675.3	590.6	590.6
10/12/2014 10:00	0	0	631.7	552.3	552.3
10/12/2014 11:00	0	0	644.9	563.2	563.2
10/12/2014 12:00	0	0	609.4	532.1	532.1
10/12/2014 13:00	0	0	454.8	396.8	396.8
10/12/2014 14:00	0	0	386.2	337.8	337.8
10/12/2014 15:00	0	0	425.2	371.7	371.7
10/12/2014 16:00	0	0	574	500.8	500.8

	Unit 1 (Part 75 Data)	Unit 1 (Part 60 Data)	Unit 2 (Part 75 Data)	Unit 2 (Part 60 Data)	Units 1&2 Combined
	SO2_LbPerHr	SO2_P60_LbPerHr	SO2_LbPerHr	SO2_P60_LbPerHr	(Part 60 Data)
	1H	1H	1H	1H	
Time	Value	Value	Value	Value	
10/12/2014 17:00	0	0	652	569.2	569.2
10/12/2014 18:00	0	0	916.8	800.7	800.7
10/12/2014 19:00	0	0	585.8	511.3	511.3
10/12/2014 20:00	0	0	451.7	394	394
10/12/2014 21:00	0	0	438.9	383.7	383.7
10/12/2014 22:00	0	0	425	371.7	371.7
10/12/2014 23:00	0	0	374	327	327
10/13/2014 00:00	0	0	311.7	272.8	272.8
10/13/2014 01:00	0	0	312	272.6	272.6
10/13/2014 02:00	0	0	299.5	261.8	261.8
10/13/2014 03:00	0	0	329.3	287.3	287.3
10/13/2014 04:00	0	0	413.9	361.4	361.4
10/13/2014 05:00	0	0	661.7	578.4	578.4
10/13/2014 06:00	0	0	883	770.8	770.8
10/13/2014 07:00	0	0	799.3	698.2	698.2
10/13/2014 08:00	0	0	861.2	753.3	753.3
10/13/2014 09:00	0	0	890	778	778
10/13/2014 10:00	0	0	931.1	812.8	812.8
10/13/2014 11:00	0	0	882.3	771.1	771.1
10/13/2014 12:00	0	0	833.9	728.2	728.2
10/13/2014 13:00	0	0	785.7	685.7	685.7
10/13/2014 14:00	0	0	722.9	630.8	630.8
10/13/2014 15:00	0	0	779	680.3	680.3
10/13/2014 16:00	0	0	719.9	629.1	629.1
10/13/2014 17:00	0	0	806.5	704.5	704.5
10/13/2014 18:00	0	0	889.5	777.3	777.3
10/13/2014 19:00	0	0	991.4	866.4	866.4
10/13/2014 20:00	0	0	1137.6	994.4	994.4
10/13/2014 21:00	0	0	794.6	694	694
10/13/2014 22:00	0	0	555.2	485.4	485.4
10/13/2014 23:00	0	0	520.7	454.8	454.8
10/14/2014 00:00	0	0	481.9	421.3	421.3
10/14/2014 01:00	0	0	417.4	365	365
10/14/2014 02:00	0	0	382.1	333.7	333.7
10/14/2014 03:00	0	0	449.9	393.1	393.1
10/14/2014 04:00	0	0	645.9	564.1	564.1
10/14/2014 05:00	0	0	1085.4	949.4	949.4
10/14/2014 06:00	0	0	1161.7	1016.1	1016.1
10/14/2014 07:00	0	0	1068.3	933.8	933.8
10/14/2014 08:00	0	0	1183.5	1034.7	1034.7
10/14/2014 09:00	0	0	1331.2	1163	1163
10/14/2014 10:00	0	0	1291.7	1128.1	1128.1
10/14/2014 11:00	0	0	1286.6	1125	1125
10/14/2014 12:00	0	0	1228.4	1074	1074
10/14/2014 13:00	0	0	1191.9	1041.7	1041.7
10/14/2014 14:00	0	0	1035	904.9	904.9
10/14/2014 15:00	0	0	986.5	862.2	862.2
10/14/2014 16:00	0	0	1329	1160.7	1160.7
10/14/2014 17:00	0	0	1025.7	895.5	895.5
10/14/2014 18:00	0	0	890	778.1	778.1
10/14/2014 19:00	0	0	574	501.7	501.7
10/14/2014 20:00	0	0	626	547.6	547.6
10/14/2014 21:00	0	0	256.3	224	224
10/14/2014 22:00	0	0	137.3	120	120
10/14/2014 23:00	0	0	93.1	81	81
10/15/2014 00:00	0	0	57.6	49.9	49.9
10/15/2014 01:00	0	0	70.9	61.5	61.5
10/15/2014 02:00	0	0	190	166.1	166.1
10/15/2014 03:00	0	0	311.5	271.9	271.9
10/15/2014 04:00	0	0	521.3	455.5	455.5
10/15/2014 05:00	0	0	960.3	839.9	839.9
10/15/2014 06:00	0	0	1082.1	945.5	945.5
10/15/2014 07:00	0	0	1098.7	960	960
10/15/2014 08:00	0	0	1078.1	942.1	942.1
10/15/2014 09:00	0	0	1219.2	1065.1	1065.1

	Unit 1 (Part 75 Data)	Unit 1 (Part 60 Data)	Unit 2 (Part 75 Data)	Unit 2 (Part 60 Data)	Units 1&2 Combined
	SO2_LbPerHr	SO2_P60_LbPerHr	SO2_LbPerHr	SO2_P60_LbPerHr	(Part 60 Data)
	1H	1H	1H	1H	
Time	Value	Value	Value	Value	
10/15/2014 10:00	0	0	1188.8	1038.2	1038.2
10/15/2014 11:00	0	0	1275.7	1114.1	1114.1
10/15/2014 12:00	0	0	1239.1	1082.2	1082.2
10/15/2014 13:00	0	0	1318	1151.1	1151.1
10/15/2014 14:00	0	0	1890	1652	1652
10/15/2014 15:00	0	0	1811.9	1584	1584
10/15/2014 16:00	0	0	1865.2	1630	1630
10/15/2014 17:00	0	0	1639	1432.7	1432.7
10/15/2014 18:00	0	0	1510.4	1319.2	1319.2
10/15/2014 19:00	0	0	1594.6	1393.9	1393.9
10/15/2014 20:00	0	0	1449.1	1267.1	1267.1
10/15/2014 21:00	0	0	955.2	834.1	834.1
10/15/2014 22:00	0	0	695.4	606.9	606.9
10/15/2014 23:00	0	0	725.6	634.5	634.5
10/16/2014 00:00	0	0	437.3	382.4	382.4
10/16/2014 01:00	0	0	421.9	368.9	368.9
10/16/2014 02:00	0	0	324.5	283.2	283.2
10/16/2014 03:00	0	0	395.5	345.2	345.2
10/16/2014 04:00	0	0	551.3	481.4	481.4
10/16/2014 05:00	0	0	828.1	723.2	723.2
10/16/2014 06:00	0	0	980.2	856.8	856.8
10/16/2014 07:00	0	0	820.2	716.7	716.7
10/16/2014 08:00	0	0	904.9	790.2	790.2
10/16/2014 09:00	0	0	1108.3	969.2	969.2
10/16/2014 10:00	0	0	847.1	740.8	740.8
10/16/2014 11:00	0	0	808.5	705.9	705.9
10/16/2014 12:00	0	0	999.8	873.5	873.5
10/16/2014 13:00	0	0	1052.9	919.8	919.8
10/16/2014 14:00	0	0	585.8	511.2	511.2
10/16/2014 15:00	0	0	561.6	490.2	490.2
10/16/2014 16:00	0	0	548.5	479.1	479.1
10/16/2014 17:00	0	0	537.1	468.6	468.6
10/16/2014 18:00	0	0	689.8	603	603
10/16/2014 19:00	0	0	729.2	637.5	637.5
10/16/2014 20:00	0	0	1094.5	957.1	957.1
10/16/2014 21:00	0	0	936.9	818.5	818.5
10/16/2014 22:00	0	0	543.4	474.2	474.2
10/16/2014 23:00	0	0	347.4	303.8	303.8
10/17/2014 00:00	0	0	378.7	330.5	330.5
10/17/2014 01:00	0	0	245	214.6	214.6
10/17/2014 02:00	0	0	241.5	211.2	211.2
10/17/2014 03:00	0	0	240.9	210.5	210.5
10/17/2014 04:00	0	0	381	332.4	332.4
10/17/2014 05:00	0	0	591.1	515.9	515.9
10/17/2014 06:00	0	0	616.4	538.5	538.5
10/17/2014 07:00	0	0	769	672.5	672.5
10/17/2014 08:00	0	0	992.6	867.7	867.7
10/17/2014 09:00	0	0	677.2	591.8	591.8
10/17/2014 10:00	0	0	520.1	454.9	454.9
10/17/2014 11:00	0	0	484.8	423.3	423.3
10/17/2014 12:00	0	0	726	634.6	634.6
10/17/2014 13:00	0	0	701.8	613.2	613.2
10/17/2014 14:00	0	0	661.7	577.8	577.8
10/17/2014 15:00	0	0	637.3	556.9	556.9
10/17/2014 16:00	0	0	522.2	456.8	456.8
10/17/2014 17:00	0	0	503.4	439.7	439.7
10/17/2014 18:00	0	0	629.7	550.4	550.4
10/17/2014 19:00	0	0	644.2	563.2	563.2
10/17/2014 20:00	0	0	559.4	489.3	489.3
10/17/2014 21:00	0	0	463.4	405.1	405.1
10/17/2014 22:00	0	0	387.7	338.9	338.9
10/17/2014 23:00	0	0	346	302.5	302.5
10/18/2014 00:00	0	0	300.1	262.6	262.6
10/18/2014 01:00	0	0	272.8	238.1	238.1
10/18/2014 02:00	0	0	310.4	271.5	271.5

	Unit 1 (Part 75 Data)	Unit 1 (Part 60 Data)	Unit 2 (Part 75 Data)	Unit 2 (Part 60 Data)	Units 1&2 Combined
	SO2_LbPerHr	SO2_P60_LbPerHr	SO2_LbPerHr	SO2_P60_LbPerHr	(Part 60 Data)
	1H	1H	1H	1H	
Time	Value	Value	Value	Value	
10/18/2014 03:00	0	0	321	280	280
10/18/2014 04:00	0	0	418.7	365.4	365.4
10/18/2014 05:00	0	0	538.2	470.6	470.6
10/18/2014 06:00	0	0	541.1	472.2	472.2
10/18/2014 07:00	0	0	686	599.6	599.6
10/18/2014 08:00	0	0	1007.2	879.3	879.3
10/18/2014 09:00	0	0	894.3	780.7	780.7
10/18/2014 10:00	0	0	691.7	604	604
10/18/2014 11:00	0	0	765.9	669.2	669.2
10/18/2014 12:00	0	0	718.2	627.2	627.2
10/18/2014 13:00	0	0	513.7	449.5	449.5
10/18/2014 14:00	0	0	504.9	440.7	440.7
10/18/2014 15:00	0	0	517	451.1	451.1
10/18/2014 16:00	0	0	449.4	393.3	393.3
10/18/2014 17:00	0	0	514.3	449.2	449.2
10/18/2014 18:00	0	0	572.7	499.9	499.9
10/18/2014 19:00	0	0	900.2	787.1	787.1
10/18/2014 20:00	0	0	830.3	726.2	726.2
10/18/2014 21:00	0	0	686.9	600.2	600.2
10/18/2014 22:00	0	0	636.6	556.6	556.6
10/18/2014 23:00	0	0	679.2	592.9	592.9
10/19/2014 00:00	0	0	312.9	273.5	273.5
10/19/2014 01:00	0	0	383.6	334.6	334.6
10/19/2014 02:00	0	0	374.8	327.2	327.2
10/19/2014 03:00	0	0	408.2	356.9	356.9
10/19/2014 04:00	0	0	452.9	395.4	395.4
10/19/2014 05:00	0	0	468.2	409.6	409.6
10/19/2014 06:00	0	0	804.9	702.6	702.6
10/19/2014 07:00	0	0	682.4	595.6	595.6
10/19/2014 08:00	0	0	809	707.2	707.2
10/19/2014 09:00	0	0	850.5	743.5	743.5
10/19/2014 10:00	0	0	540	472.3	472.3
10/19/2014 11:00	0	0	501.6	438.8	438.8
10/19/2014 12:00	0	0	527.4	460.8	460.8
10/19/2014 13:00	0	0	679.2	593	593
10/19/2014 14:00	0	0	673.4	588.3	588.3
10/19/2014 15:00	0	0	644.1	562.8	562.8
10/19/2014 16:00	0	0	456.5	399.3	399.3
10/19/2014 17:00	0	0	491	428.7	428.7
10/19/2014 18:00	0	0	837.8	731.8	731.8
10/19/2014 19:00	0	0	732.9	640.5	640.5
10/19/2014 20:00	0	0	601	524.4	524.4
10/19/2014 21:00	0	0	519.4	453.6	453.6
10/19/2014 22:00	0	0	374.2	327.2	327.2
10/19/2014 23:00	0	0	125.8	109.9	109.9
10/20/2014 00:00	0	0	74.4	64.9	64.9
10/20/2014 01:00	0	0	78.9	69.3	69.3
10/20/2014 02:00	0	0	89.4	78	78
10/20/2014 03:00	0	0	155	135.5	135.5
10/20/2014 04:00	0	0	323.4	282.1	282.1
10/20/2014 05:00	0	0	579.6	507	507
10/20/2014 06:00	0	0	814.6	711.2	711.2
10/20/2014 07:00	0	0	921.2	805	805
10/20/2014 08:00	0	0	1032.1	901.3	901.3
10/20/2014 09:00	0	0	1049.6	916.5	916.5
10/20/2014 10:00	0	0	1043.3	911.5	911.5
10/20/2014 11:00	0	0	1070.7	936.1	936.1
10/20/2014 12:00	0	0	1126.2	984.6	984.6
10/20/2014 13:00	0	0	1052.8	919.6	919.6
10/20/2014 14:00	0	0	1209.5	1057.8	1057.8
10/20/2014 15:00	0	0	1071.1	935.1	935.1
10/20/2014 16:00	0	0	1084.1	947.1	947.1
10/20/2014 17:00	0	0	1252.1	1093.9	1093.9
10/20/2014 18:00	0	0	1162	1015.4	1015.4
10/20/2014 19:00	0	0	1165.8	1019.1	1019.1

	Unit 1 (Part 75 Data)	Unit 1 (Part 60 Data)	Unit 2 (Part 75 Data)	Unit 2 (Part 60 Data)	Units 1&2 Combined
	SO2_LbPerHr	SO2_P60_LbPerHr	SO2_LbPerHr	SO2_P60_LbPerHr	(Part 60 Data)
	1H	1H	1H	1H	
Time	Value	Value	Value	Value	
10/20/2014 20:00	0	0	1148.7	1004.1	1004.1
10/20/2014 21:00	0	0	853.9	745.8	745.8
10/20/2014 22:00	0	0	831.9	726.6	726.6
10/20/2014 23:00	0	0	917.4	802.1	802.1
10/21/2014 00:00	0	0	802.4	701.6	701.6
10/21/2014 01:00	0	0	783.1	684.7	684.7
10/21/2014 02:00	0	0	771.1	673.8	673.8
10/21/2014 03:00	0	0	892.4	780.5	780.5
10/21/2014 04:00	0	0	1035.9	905.7	905.7
10/21/2014 05:00	0	0	1041	909.5	909.5
10/21/2014 06:00	0	0	1123.3	981.9	981.9
10/21/2014 07:00	0	0	763.5	667.1	667.1
10/21/2014 08:00	0	0	627.1	547.8	547.8
10/21/2014 09:00	0	0	370.7	323.2	323.2
10/21/2014 10:00	0	0	216.6	189.5	189.5
10/21/2014 11:00	0	0	115.7	101.8	101.8
10/21/2014 12:00	0	0	115.7	100.6	100.6
10/21/2014 13:00	0	0	97.1	84.4	84.4
10/21/2014 14:00	0	0	89.6	78.5	78.5
10/21/2014 15:00	0	0	86.5	75.4	75.4
10/21/2014 16:00	0	0	84.6	73.2	73.2
10/21/2014 17:00	0	0	54.2	47.3	47.3
10/21/2014 18:00	0	0	111.7	96.8	96.8
10/21/2014 19:00	0	0	85.4	75.4	75.4
10/21/2014 20:00	0	0	110.7	96.4	96.4
10/21/2014 21:00	0	0	231	201.5	201.5
10/21/2014 22:00	0	0	295.6	258.3	258.3
10/21/2014 23:00	0	0	470.7	410.9	410.9
10/22/2014 00:00	0	0	496.7	434.6	434.6
10/22/2014 01:00	0	0	533	466.4	466.4
10/22/2014 02:00	0	0	652.3	569.6	569.6
10/22/2014 03:00	0	0	592.4	517.5	517.5
10/22/2014 04:00	0	0	651.9	570.1	570.1
10/22/2014 05:00	0	0	638.6	557.3	557.3
10/22/2014 06:00	0	0	1209.6	1056.5	1056.5
10/22/2014 07:00	0	0	1026.7	897.5	897.5
10/22/2014 08:00	0	0	869.5	759.6	759.6
10/22/2014 09:00	0	0	745.9	652.4	652.4
10/22/2014 10:00	0	0	1090.6	953.1	953.1
10/22/2014 11:00	0	0	885.9	773.7	773.7
10/22/2014 12:00	0	0	923	805.9	805.9
10/22/2014 13:00	0	0	690.1	603	603
10/22/2014 14:00	0	0	586.5	512.5	512.5
10/22/2014 15:00	0	0	377	329	329
10/22/2014 16:00	0	0	164.3	144.2	144.2
10/22/2014 17:00	0	0	131.8	114.6	114.6
10/22/2014 18:00	0	0	111.3	96.7	96.7
10/22/2014 19:00	0	0	101.6	89.2	89.2
10/22/2014 20:00	0	0	109.2	94.7	94.7
10/22/2014 21:00	0	0	85.2	73.7	73.7
10/22/2014 22:00	0	0	58.5	51.8	51.8
10/22/2014 23:00	0	0	29.4	25.4	25.4
10/23/2014 00:00	0	0	36.2	31.8	31.8
10/23/2014 01:00	0	0	38.7	34.3	34.3
10/23/2014 02:00	0	0	20.8	18.6	18.6
10/23/2014 03:00	0	0	39.3	34.9	34.9
10/23/2014 04:00	0	0	51.6	44.7	44.7
10/23/2014 05:00	0	0	73.2	63.6	63.6
10/23/2014 06:00	0	0	36.4	32	32
10/23/2014 07:00	0	0	0	0	0
10/23/2014 08:00	0	0	0	0	0
10/23/2014 09:00	0	0	0	0	0
10/23/2014 10:00	0	0	0	0	0
10/23/2014 11:00	0	0	0	0	0
10/23/2014 12:00	0	0	0	0	0

	Unit 1 (Part 75 Data)	Unit 1 (Part 60 Data)	Unit 2 (Part 75 Data)	Unit 2 (Part 60 Data)	Units 1&2 Combined
	SO2_LbPerHr	SO2_P60_LbPerHr	SO2_LbPerHr	SO2_P60_LbPerHr	(Part 60 Data)
	1H	1H	1H	1H	
Time	Value	Value	Value	Value	
10/23/2014 13:00	0	0	0	0	0
10/23/2014 14:00	0	0	0	0	0
10/23/2014 15:00	0	0	0	0	0
10/23/2014 16:00	0	0	0	0	0
10/23/2014 17:00	0	0	6.3	5.5	5.5
10/23/2014 18:00	0	0	33.8	29.3	29.3
10/23/2014 19:00	0	0	17.5	15.4	15.4
10/23/2014 20:00	0	0	24	20.9	20.9
10/23/2014 21:00	0	0	49	43.1	43.1
10/23/2014 22:00	0	0	190.2	165.9	165.9
10/23/2014 23:00	0	0	116.1	101.7	101.7
10/24/2014 00:00	0	0	162.7	142	142
10/24/2014 01:00	0	0	175.4	152.7	152.7
10/24/2014 02:00	0	0	238.2	208	208
10/24/2014 03:00	0	0	345.4	301.6	301.6
10/24/2014 04:00	0	0	484.2	423	423
10/24/2014 05:00	0	0	695.7	607.6	607.6
10/24/2014 06:00	0	0	909.6	794.8	794.8
10/24/2014 07:00	0	0	891.3	778.6	778.6
10/24/2014 08:00	0	0	1060.8	927.1	927.1
10/24/2014 09:00	0	0	988.6	864.6	864.6
10/24/2014 10:00	0	0	1121.1	979.4	979.4
10/24/2014 11:00	0	0	1015.7	886.7	886.7
10/24/2014 12:00	0	0	977.5	854	854
10/24/2014 13:00	0	0	749.3	655.4	655.4
10/24/2014 14:00	0	0	725.4	634	634
10/24/2014 15:00	0	0	271.9	238.2	238.2
10/24/2014 16:00	0	0	485.7	423.9	423.9
10/24/2014 17:00	0	0	510.4	446.5	446.5
10/24/2014 18:00	0	0	690	602.3	602.3
10/24/2014 19:00	0	0	573.8	501.9	501.9
10/24/2014 20:00	0	0	939	821.1	821.1
10/24/2014 21:00	0	0	525.9	458.9	458.9
10/24/2014 22:00	0	0	883.9	773	773
10/24/2014 23:00	0	0	889.1	777.4	777.4
10/25/2014 00:00	0	0	812	708.8	708.8
10/25/2014 01:00	0	0	726.8	635.8	635.8
10/25/2014 02:00	0	0	812.6	710.7	710.7
10/25/2014 03:00	0	0	873.1	762.2	762.2
10/25/2014 04:00	0	0	917.2	801.4	801.4
10/25/2014 05:00	0	0	786.5	686.7	686.7
10/25/2014 06:00	0	0	980.8	856.8	856.8
10/25/2014 07:00	0	0	822.3	719	719
10/25/2014 08:00	0	0	1042.9	910.7	910.7
10/25/2014 09:00	0	0	845.4	738.3	738.3
10/25/2014 10:00	0	0	936.4	818.4	818.4
10/25/2014 11:00	0	0	740.4	646.6	646.6
10/25/2014 12:00	0	0	901.9	788.6	788.6
10/25/2014 13:00	0	0	766.4	669.3	669.3
10/25/2014 14:00	0	0	739.7	646.3	646.3
10/25/2014 15:00	0	0	824.2	719.5	719.5
10/25/2014 16:00	0	0	784.1	684.9	684.9
10/25/2014 17:00	0	0	860	752	752
10/25/2014 18:00	0	0	863.6	754.2	754.2
10/25/2014 19:00	0	0	758.7	663.3	663.3
10/25/2014 20:00	0	0	904.1	789.8	789.8
10/25/2014 21:00	0	0	734.7	641.3	641.3
10/25/2014 22:00	0	0	727.8	635.9	635.9
10/25/2014 23:00	0	0	638.7	558.6	558.6
10/26/2014 00:00	0	0	658.6	575.1	575.1
10/26/2014 01:00	0	0	535.2	468.2	468.2
10/26/2014 02:00	0	0	460.8	403	403
10/26/2014 03:00	0	0	605.2	529.3	529.3
10/26/2014 04:00	0	0	771.6	674.5	674.5
10/26/2014 05:00	0	0	651.6	569.9	569.9

	Unit 1 (Part 75 Data)	Unit 1 (Part 60 Data)	Unit 2 (Part 75 Data)	Unit 2 (Part 60 Data)	Units 1&2 Combined
	SO2_LbPerHr	SO2_P60_LbPerHr	SO2_LbPerHr	SO2_P60_LbPerHr	(Part 60 Data)
	1H	1H	1H	1H	
Time	Value	Value	Value	Value	
10/26/2014 06:00	0	0	849.2	742.3	742.3
10/26/2014 07:00	0	0	692.8	605.8	605.8
10/26/2014 08:00	0	0	931.1	812.9	812.9
10/26/2014 09:00	0	0	839	732.5	732.5
10/26/2014 10:00	0	0	704.1	615.1	615.1
10/26/2014 11:00	0	0	723.5	632.3	632.3
10/26/2014 12:00	0	0	820	715.9	715.9
10/26/2014 13:00	0	0	719.9	629.5	629.5
10/26/2014 14:00	0	0	776.2	678.4	678.4
10/26/2014 15:00	0	0	804.3	703.3	703.3
10/26/2014 16:00	0	0	815.9	712.5	712.5
10/26/2014 17:00	0	0	682.8	595.9	595.9
10/26/2014 18:00	0	0	837.5	732	732
10/26/2014 19:00	0	0	723.7	631.7	631.7
10/26/2014 20:00	0	0	659.4	575.6	575.6
10/26/2014 21:00	0	0	815.3	712.7	712.7
10/26/2014 22:00	0	0	619.7	541.8	541.8
10/26/2014 23:00	0	0	721.8	630.6	630.6
10/27/2014 00:00	0	0	624.6	546.1	546.1
10/27/2014 01:00	0	0	724.6	633	633
10/27/2014 02:00	0	0	636.4	555.5	555.5
10/27/2014 03:00	0	0	521.9	455.5	455.5
10/27/2014 04:00	0	0	566.1	494.4	494.4
10/27/2014 05:00	0	0	772.5	674.8	674.8
10/27/2014 06:00	0	0	965.9	844.4	844.4
10/27/2014 07:00	0	0	911.2	795.8	795.8
10/27/2014 08:00	0	0	993.8	868.9	868.9
10/27/2014 09:00	0	0	944.1	824.6	824.6
10/27/2014 10:00	0	0	977.2	853.1	853.1
10/27/2014 11:00	0	0	1003.3	876.6	876.6
10/27/2014 12:00	0	0	836.6	730.8	730.8
10/27/2014 13:00	0	0	984.8	860.1	860.1
10/27/2014 14:00	0	0	858.1	749.2	749.2
10/27/2014 15:00	0	0	791.4	691.5	691.5
10/27/2014 16:00	0	0	825.2	721	721
10/27/2014 17:00	0	0	707.1	617.2	617.2
10/27/2014 18:00	0	0	1085.8	949	949
10/27/2014 19:00	0	0	913.9	798.3	798.3
10/27/2014 20:00	0	0	1240.3	1084	1084
10/27/2014 21:00	0	0	838.8	733.6	733.6
10/27/2014 22:00	0	0	643.2	562	562
10/27/2014 23:00	0	0	505.4	442.1	442.1
10/28/2014 00:00	0	0	496.6	433.9	433.9
10/28/2014 01:00	0	0	572.5	500	500
10/28/2014 02:00	0	0	514.5	449.1	449.1
10/28/2014 03:00	0	0	411.3	359.4	359.4
10/28/2014 04:00	0	0	626.1	546.5	546.5
10/28/2014 05:00	0	0	928.2	811.2	811.2
10/28/2014 06:00	0	0	1117.6	976.4	976.4
10/28/2014 07:00	0	0	1074.4	939.2	939.2
10/28/2014 08:00	0	0	1168.3	1021.8	1021.8
10/28/2014 09:00	0	0	1264.8	1105.7	1105.7
10/28/2014 10:00	0	0	1553.5	1357.5	1357.5
10/28/2014 11:00	0	0	1562.1	1364.9	1364.9
10/28/2014 12:00	0	0	1628.6	1423.3	1423.3
10/28/2014 13:00	0	0	1488.5	1301.1	1301.1
10/28/2014 14:00	0	0	980.6	857.7	857.7
10/28/2014 15:00	0	0	561.5	489.8	489.8
10/28/2014 16:00	0	0	610.1	533.3	533.3
10/28/2014 17:00	0	0	827.1	723.3	723.3
10/28/2014 18:00	0	0	1361.6	1190.6	1190.6
10/28/2014 19:00	0	0	1409.2	1231.1	1231.1
10/28/2014 20:00	0	0	1314.4	1147.9	1147.9
10/28/2014 21:00	0	0	1009.6	882.4	882.4
10/28/2014 22:00	0	0	813.6	710.6	710.6

	Unit 1 (Part 75 Data)	Unit 1 (Part 60 Data)	Unit 2 (Part 75 Data)	Unit 2 (Part 60 Data)	Units 1&2 Combined
	SO2_LbPerHr	SO2_P60_LbPerHr	SO2_LbPerHr	SO2_P60_LbPerHr	(Part 60 Data)
	1H	1H	1H	1H	
Time	Value	Value	Value	Value	
10/28/2014 23:00	0	0	686.4	600.1	600.1
10/29/2014 00:00	0	0	639.5	559	559
10/29/2014 01:00	0	0	565.1	494.2	494.2
10/29/2014 02:00	0	0	491.9	429.6	429.6
10/29/2014 03:00	0	0	577.7	504.5	504.5
10/29/2014 04:00	0	0	639.9	558.7	558.7
10/29/2014 05:00	0	0	892.9	780	780
10/29/2014 06:00	0	0	1303.3	1139.6	1139.6
10/29/2014 07:00	0	0	1006.4	878.8	878.8
10/29/2014 08:00	0	0	1193.2	1042.2	1042.2
10/29/2014 09:00	0	0	1183.3	1033.4	1033.4
10/29/2014 10:00	0	0	985.2	861.6	861.6
10/29/2014 11:00	0	0	1286.1	1124.4	1124.4
10/29/2014 12:00	0	0	1180.1	1031.2	1031.2
10/29/2014 13:00	0	0	1183.3	1034.1	1034.1
10/29/2014 14:00	0	0	1098.2	959.6	959.6
10/29/2014 15:00	0	0	1173.3	1025.8	1025.8
10/29/2014 16:00	0	0	1532.1	1339.1	1339.1
10/29/2014 17:00	0	0	1277.4	1116.8	1116.8
10/29/2014 18:00	0	0	1146.7	1002.2	1002.2
10/29/2014 19:00	0	0	1179.8	1030.3	1030.3
10/29/2014 20:00	0	0	1121	979.5	979.5
10/29/2014 21:00	0	0	982.4	859	859
10/29/2014 22:00	0	0	763.2	666.8	666.8
10/29/2014 23:00	0	0	535.7	467.4	467.4
10/30/2014 00:00	0	0	664.4	581.2	581.2
10/30/2014 01:00	0	0	578	505.2	505.2
10/30/2014 02:00	0	0	578.5	505.5	505.5
10/30/2014 03:00	0	0	729.5	637.7	637.7
10/30/2014 04:00	0	0	778.7	680	680
10/30/2014 05:00	0	0	991.2	866.8	866.8
10/30/2014 06:00	0	0	1459.6	1275	1275
10/30/2014 07:00	0	0	1420	1240.3	1240.3
10/30/2014 08:00	0	0	1440.3	1258.7	1258.7
10/30/2014 09:00	0	0	1386.9	1212.3	1212.3
10/30/2014 10:00	0	0	1394.1	1218.5	1218.5
10/30/2014 11:00	0	0	1318.3	1152.5	1152.5
10/30/2014 12:00	0	0	1178.6	1029.7	1029.7
10/30/2014 13:00	0	0	1056.9	922.7	922.7
10/30/2014 14:00	0	0	1018.7	890.5	890.5
10/30/2014 15:00	0	0	1039	908.6	908.6
10/30/2014 16:00	0	0	891	777.8	777.8
10/30/2014 17:00	0	0	1048.3	915.8	915.8
10/30/2014 18:00	0	0	1134.3	991.7	991.7
10/30/2014 19:00	0	0	1053.4	920.6	920.6
10/30/2014 20:00	0	0	1136.9	994	994
10/30/2014 21:00	0	0	1121.9	980.3	980.3
10/30/2014 22:00	0	0	837.9	731.4	731.4
10/30/2014 23:00	0	0	913	797.2	797.2
10/31/2014 00:00	0	0	964.4	842.9	842.9
10/31/2014 01:00	0	0	759.6	663.9	663.9
10/31/2014 02:00	0	0	833.7	728.8	728.8
10/31/2014 03:00	0	0	705.2	616.2	616.2
10/31/2014 04:00	0	0	873.5	762.7	762.7
10/31/2014 05:00	0	0	896	782.4	782.4
10/31/2014 06:00	0	0	898.2	784.6	784.6
10/31/2014 07:00	0	0	764.4	667.8	667.8
10/31/2014 08:00	0	0	940.6	822.3	822.3
10/31/2014 09:00	0	0	838.9	732.6	732.6
10/31/2014 10:00	0	0	932.2	814.2	814.2
10/31/2014 11:00	0	0	738.5	645.5	645.5
10/31/2014 12:00	0	0	816.1	713.7	713.7
10/31/2014 13:00	0	0	683.5	596.7	596.7
10/31/2014 14:00	0	0	777.2	678.9	678.9
10/31/2014 15:00	0	0	892.3	779.5	779.5

	Unit 1 (Part 75 Data)	Unit 1 (Part 60 Data)	Unit 2 (Part 75 Data)	Unit 2 (Part 60 Data)	Units 1&2 Combined
	SO2_LbPerHr	SO2_P60_LbPerHr	SO2_LbPerHr	SO2_P60_LbPerHr	(Part 60 Data)
	1H	1H	1H	1H	
Time	Value	Value	Value	Value	
10/31/2014 16:00	0	0	654.6	572.5	572.5
10/31/2014 17:00	0	0	779.1	680.4	680.4
10/31/2014 18:00	0	0	715.8	624.8	624.8
10/31/2014 19:00	0	0	940.4	821.9	821.9
10/31/2014 20:00	0	0	805.5	704.6	704.6
10/31/2014 21:00	0	0	686.5	599.3	599.3
10/31/2014 22:00	0	0	639.2	558.2	558.2
10/31/2014 23:00	0	0	678	592.6	592.6
11/01/2014 00:00	0	0	607	530.1	530.1
11/01/2014 01:00	0	0	646.4	565.2	565.2
11/01/2014 02:00	0	0	740.8	646.8	646.8
11/01/2014 03:00	0	0	580.1	507.3	507.3
11/01/2014 04:00	0	0	703.7	614.7	614.7
11/01/2014 05:00	0	0	681.5	595.8	595.8
11/01/2014 06:00	0	0	775.4	677.2	677.2
11/01/2014 07:00	0	0	723	632.5	632.5
11/01/2014 08:00	0	0	721	630.4	630.4
11/01/2014 09:00	0	0	754.6	659.2	659.2
11/01/2014 10:00	0	0	745.1	650.4	650.4
11/01/2014 11:00	0	0	694.6	607.5	607.5
11/01/2014 12:00	0	0	780.9	683.2	683.2
11/01/2014 13:00	0	0	774.9	677.9	677.9
11/01/2014 14:00	0	0	683.4	597.5	597.5
11/01/2014 15:00	0	0	780.4	681.5	681.5
11/01/2014 16:00	0	0	684.3	597.4	597.4
11/01/2014 17:00	0	0	825.5	720.9	720.9
11/01/2014 18:00	0	0	617.2	540.1	540.1
11/01/2014 19:00	0	0	708.3	618.7	618.7
11/01/2014 20:00	0	0	763.9	667.3	667.3
11/01/2014 21:00	0	0	779.3	680.2	680.2
11/01/2014 22:00	0	0	740.2	646.2	646.2
11/01/2014 23:00	20196.8	0	735.3	642.1	642.1
11/02/2014 00:00	20196.8	0	752.4	658	658
11/02/2014 01:00	20196.8	0	611.5	533.6	533.6
11/02/2014 02:00	20196.8	0	711.8	621.4	621.4
11/02/2014 03:00	41.8	0	644.6	563.4	563.4
11/02/2014 04:00	26.8	0	702.9	614	614
11/02/2014 05:00	26.8	0	845.8	739.3	739.3
11/02/2014 06:00	46.8	0	692.2	604.8	604.8
11/02/2014 07:00	48.5	0	679.3	593.7	593.7
11/02/2014 08:00	48.5	0	699.5	611.8	611.8
11/02/2014 09:00	51	0	722.6	630.8	630.8
11/02/2014 10:00	52.9	52.9	585	511.3	564.2
11/02/2014 11:00	47.9	47.9	528.7	462	509.9
11/02/2014 12:00	52.2	52.2	581.3	507.7	559.9
11/02/2014 13:00	119.5	119.5	570.7	499.4	618.9
11/02/2014 14:00	138.3	138.3	586.5	512.6	650.9
11/02/2014 15:00	128.7	128.7	614.4	536.1	664.8
11/02/2014 16:00	138	138	641	559.7	697.7
11/02/2014 17:00	88.1	88.1	679.5	593.6	681.7
11/02/2014 18:00	61.7	61.7	692.7	605.2	666.9
11/02/2014 19:00	95.6	95.6	709.9	619.9	715.5
11/02/2014 20:00	189	189	712.4	622.3	811.3
11/02/2014 21:00	313.8	313.8	583.2	509.6	823.4
11/02/2014 22:00	755.4	755.4	593.8	518.3	1273.7
11/02/2014 23:00	1284	1284	468.8	410.1	1694.1
11/03/2014 00:00	844.7	844.7	707.7	618.5	1463.2
11/03/2014 01:00	566.4	566.4	558.5	488.5	1054.9
11/03/2014 02:00	641.1	641.1	574.7	502.6	1143.7
11/03/2014 03:00	627.8	627.8	605	529.3	1157.1
11/03/2014 04:00	646.2	646.2	543.3	474.2	1120.4
11/03/2014 05:00	747.7	747.7	730.6	638.1	1385.8
11/03/2014 06:00	817.3	817.3	838.6	733	1550.3
11/03/2014 07:00	766	766	686.7	600.2	1366.2
11/03/2014 08:00	785.7	785.7	638.7	557.5	1343.2

	Unit 1 (Part 75 Data)	Unit 1 (Part 60 Data)	Unit 2 (Part 75 Data)	Unit 2 (Part 60 Data)	Units 1&2 Combined
	SO2_LbPerHr	SO2_P60_LbPerHr	SO2_LbPerHr	SO2_P60_LbPerHr	(Part 60 Data)
	1H	1H	1H	1H	
Time	Value	Value	Value	Value	
11/03/2014 09:00	652.7	652.7	750.5	655.6	1308.3
11/03/2014 10:00	706.1	706.1	748.1	652.9	1359
11/03/2014 11:00	693.6	693.6	775.5	677.6	1371.2
11/03/2014 12:00	719.5	719.5	758.9	663.1	1382.6
11/03/2014 13:00	754.3	754.3	744.6	651.4	1405.7
11/03/2014 14:00	623.1	623.1	609.3	532.6	1155.7
11/03/2014 15:00	698.9	698.9	573.6	501.5	1200.4
11/03/2014 16:00	832.7	832.7	836.8	732	1564.7
11/03/2014 17:00	820.9	820.9	822.9	718.8	1539.7
11/03/2014 18:00	736.7	736.7	697.2	609.4	1346.1
11/03/2014 19:00	801	801	673	587.9	1388.9
11/03/2014 20:00	833.8	833.8	737.5	644.6	1478.4
11/03/2014 21:00	666.5	666.5	533.8	467.1	1133.6
11/03/2014 22:00	591.1	591.1	459.8	402.3	993.4
11/03/2014 23:00	452	452	477.9	417.5	869.5
11/04/2014 00:00	427.6	427.6	556.1	486.2	913.8
11/04/2014 01:00	883.5	883.5	450.7	394.3	1277.8
11/04/2014 02:00	445.9	445.9	405.5	354.9	800.8
11/04/2014 03:00	651	651	521.7	455.6	1106.6
11/04/2014 04:00	602.2	602.2	565.9	494.8	1097
11/04/2014 05:00	620.5	620.5	596.4	521	1141.5
11/04/2014 06:00	700.1	700.1	634	554.7	1254.8
11/04/2014 07:00	692.3	692.3	593.9	518.4	1210.7
11/04/2014 08:00	832.2	832.2	740	646	1478.2
11/04/2014 09:00	817.2	817.2	485.7	424.2	1241.4
11/04/2014 10:00	772.6	772.6	1112.8	972	1744.6
11/04/2014 11:00	568.8	568.8	827.8	722.9	1291.7
11/04/2014 12:00	1062.3	1062.3	723.2	632.4	1694.7
11/04/2014 13:00	844.2	844.2	780.7	681.8	1526
11/04/2014 14:00	870.5	870.5	826.6	721.8	1592.3
11/04/2014 15:00	673.2	673.2	799.6	698.3	1371.5
11/04/2014 16:00	407.6	407.6	781.2	682.2	1089.8
11/04/2014 17:00	0	0	739.3	645.8	645.8
11/04/2014 18:00	0	0	767.8	671.7	671.7
11/04/2014 19:00	0	0	756.9	661	661
11/04/2014 20:00	0	0	736.4	643.2	643.2
11/04/2014 21:00	0	0	721.4	631.1	631.1
11/04/2014 22:00	0	0	564.8	492.8	492.8
11/04/2014 23:00	0	0	368.8	322.3	322.3
11/05/2014 00:00	0	0	760.3	663.7	663.7
11/05/2014 01:00	0	0	507.7	443.6	443.6
11/05/2014 02:00	0	0	487.1	425.2	425.2
11/05/2014 03:00	0	0	550	480.6	480.6
11/05/2014 04:00	0	0	661.4	577.8	577.8
11/05/2014 05:00	0	0	679.4	593.1	593.1
11/05/2014 06:00	0	0	806.1	703.8	703.8
11/05/2014 07:00	0	0	760	663.9	663.9
11/05/2014 08:00	0	0	715	624.5	624.5
11/05/2014 09:00	0	0	746.9	652.8	652.8
11/05/2014 10:00	0	0	772.1	675.3	675.3
11/05/2014 11:00	82.6	82.6	737.4	643.5	726.1
11/05/2014 12:00	0	0	741.6	648	648
11/05/2014 13:00	0	0	768.2	671.8	671.8
11/05/2014 14:00	0	0	767	670.8	670.8
11/05/2014 15:00	0	0	752.3	657	657
11/05/2014 16:00	0	0	809.7	707.9	707.9
11/05/2014 17:00	0	0	749.8	655.8	655.8
11/05/2014 18:00	0	0	761.5	665	665
11/05/2014 19:00	0	0	806.2	703.8	703.8
11/05/2014 20:00	0	0	806.7	704.7	704.7
11/05/2014 21:00	0	0	752.2	657	657
11/05/2014 22:00	0	0	580.7	507.2	507.2
11/05/2014 23:00	0	0	615.6	537.9	537.9
11/06/2014 00:00	0	0	769.1	671.5	671.5
11/06/2014 01:00	0	0	613.3	535.7	535.7

	Unit 1 (Part 75 Data)	Unit 1 (Part 60 Data)	Unit 2 (Part 75 Data)	Unit 2 (Part 60 Data)	Units 1&2 Combined
	SO2_LbPerHr	SO2_P60_LbPerHr	SO2_LbPerHr	SO2_P60_LbPerHr	(Part 60 Data)
	1H	1H	1H	1H	
Time	Value	Value	Value	Value	
11/06/2014 02:00	0	0	620.7	542	542
11/06/2014 03:00	0	0	653.4	570.5	570.5
11/06/2014 04:00	0	0	698.1	610.1	610.1
11/06/2014 05:00	0	0	813.1	710.5	710.5
11/06/2014 06:00	0	0	945.5	825.4	825.4
11/06/2014 07:00	0	0	779.9	681.2	681.2
11/06/2014 08:00	0	0	770.4	673.4	673.4
11/06/2014 09:00	0	0	875.1	764.6	764.6
11/06/2014 10:00	0	0	871.5	760.7	760.7
11/06/2014 11:00	0	0	836.7	731.5	731.5
11/06/2014 12:00	0	0	855.4	748	748
11/06/2014 13:00	0	0	861.1	753.2	753.2
11/06/2014 14:00	0	0	862.5	754.5	754.5
11/06/2014 15:00	0	0	884.3	773.1	773.1
11/06/2014 16:00	0	0	837	731.2	731.2
11/06/2014 17:00	0	0	699.6	611.9	611.9
11/06/2014 18:00	0	0	714.2	624.4	624.4
11/06/2014 19:00	0	0	813.1	711.1	711.1
11/06/2014 20:00	0	0	814.6	712.2	712.2
11/06/2014 21:00	0	0	835.2	730.2	730.2
11/06/2014 22:00	0	0	768.9	672.6	672.6
11/06/2014 23:00	0	0	570.3	498.5	498.5
11/07/2014 00:00	0	0	672.9	587.2	587.2
11/07/2014 01:00	0	0	649.4	566.8	566.8
11/07/2014 02:00	0	0	632.6	553.1	553.1
11/07/2014 03:00	0	0	632.8	552.6	552.6
11/07/2014 04:00	0	0	667.4	583.3	583.3
11/07/2014 05:00	0	0	578.2	505.6	505.6
11/07/2014 06:00	0	0	783	684	684
11/07/2014 07:00	0	0	1020.3	890.9	890.9
11/07/2014 08:00	0	0	766.1	669.8	669.8
11/07/2014 09:00	0	0	691.6	603.7	603.7
11/07/2014 10:00	0	0	758.1	662.4	662.4
11/07/2014 11:00	0	0	822.5	719.1	719.1
11/07/2014 12:00	0	0	764.4	668.1	668.1
11/07/2014 13:00	0	0	664.2	581.2	581.2
11/07/2014 14:00	0	0	746.2	652.3	652.3
11/07/2014 15:00	0	0	888	776.7	776.7
11/07/2014 16:00	0	0	777.1	678.8	678.8
11/07/2014 17:00	0	0	747.4	653.7	653.7
11/07/2014 18:00	0	0	752	656.3	656.3
11/07/2014 19:00	0	0	772.2	674.1	674.1
11/07/2014 20:00	0	0	763.4	667.6	667.6
11/07/2014 21:00	0	0	729.5	636.6	636.6
11/07/2014 22:00	0	0	768.1	671.7	671.7
11/07/2014 23:00	0	0	777.8	679.4	679.4
11/08/2014 00:00	0	0	749.7	654.5	654.5
11/08/2014 01:00	0	0	779.8	681.6	681.6
11/08/2014 02:00	0	0	773.9	676	676
11/08/2014 03:00	0	0	758.5	663.4	663.4
11/08/2014 04:00	0	0	805.4	704.4	704.4
11/08/2014 05:00	0	0	731.1	639.4	639.4
11/08/2014 06:00	0	0	761.2	664.3	664.3
11/08/2014 07:00	0	0	812.1	710	710
11/08/2014 08:00	0	0	775.1	677.8	677.8
11/08/2014 09:00	0	0	766.9	670.7	670.7
11/08/2014 10:00	0	0	743	649.4	649.4
11/08/2014 11:00	0	0	787.1	687.7	687.7
11/08/2014 12:00	0	0	617.6	539.7	539.7
11/08/2014 13:00	0	0	741.3	648.1	648.1
11/08/2014 14:00	0	0	713	623.6	623.6
11/08/2014 15:00	0	0	507.5	444.1	444.1
11/08/2014 16:00	0	0	418.5	365.3	365.3
11/08/2014 17:00	0	0	902.3	788.2	788.2
11/08/2014 18:00	0	0	956.2	836	836

	Unit 1 (Part 75 Data)	Unit 1 (Part 60 Data)	Unit 2 (Part 75 Data)	Unit 2 (Part 60 Data)	Units 1&2 Combined
	SO2_LbPerHr	SO2_P60_LbPerHr	SO2_LbPerHr	SO2_P60_LbPerHr	(Part 60 Data)
	1H	1H	1H	1H	
Time	Value	Value	Value	Value	
11/08/2014 19:00	0	0	610.7	533.8	533.8
11/08/2014 20:00	0	0	745.3	651.4	651.4
11/08/2014 21:00	0	0	666.3	582.8	582.8
11/08/2014 22:00	0	0	676.6	591	591
11/08/2014 23:00	0	0	498.1	435.9	435.9
11/09/2014 00:00	0	0	295.9	257.9	257.9
11/09/2014 01:00	0	0	314	274	274
11/09/2014 02:00	0	0	278.7	243.7	243.7
11/09/2014 03:00	0	0	300.3	262.7	262.7
11/09/2014 04:00	0	0	305.7	267.8	267.8
11/09/2014 05:00	0	0	339.2	296.4	296.4
11/09/2014 06:00	0	0	311.4	271.4	271.4
11/09/2014 07:00	0	0	324.9	284.3	284.3
11/09/2014 08:00	0	0	577.8	504.7	504.7
11/09/2014 09:00	0	0	616.7	539.6	539.6
11/09/2014 10:00	0	0	405.1	354	354
11/09/2014 11:00	0	0	439.4	383.4	383.4
11/09/2014 12:00	0	0	808.2	705.7	705.7
11/09/2014 13:00	0	0	564.5	493	493
11/09/2014 14:00	0	0	619.4	540.8	540.8
11/09/2014 15:00	0	0	812	709.9	709.9
11/09/2014 16:00	0	0	714.8	625.3	625.3
11/09/2014 17:00	0	0	885	773.1	773.1
11/09/2014 18:00	0	0	1051.5	919.4	919.4
11/09/2014 19:00	0	0	713.4	624	624
11/09/2014 20:00	0	0	682.3	596	596
11/09/2014 21:00	0	0	771.9	673.9	673.9
11/09/2014 22:00	0	0	805.8	704.1	704.1
11/09/2014 23:00	0	0	529.4	463.1	463.1
11/10/2014 00:00	0	0	805	703.2	703.2
11/10/2014 01:00	0	0	679.1	593.1	593.1
11/10/2014 02:00	0	0	624.4	545.4	545.4
11/10/2014 03:00	0	0	1110.9	971	971
11/10/2014 04:00	0	0	886.9	774.2	774.2
11/10/2014 05:00	0	0	608.2	530.9	530.9
11/10/2014 06:00	0	0	846.9	739.8	739.8
11/10/2014 07:00	0	0	819.1	715.1	715.1
11/10/2014 08:00	0	0	612.3	534.2	534.2
11/10/2014 09:00	0	0	803.4	701.6	701.6
11/10/2014 10:00	0	0	800.9	699.2	699.2
11/10/2014 11:00	0	0	739.4	645.6	645.6
11/10/2014 12:00	0	0	727.4	634.8	634.8
11/10/2014 13:00	0	0	745.3	652	652
11/10/2014 14:00	0	0	716.6	626.2	626.2
11/10/2014 15:00	0	0	767	670	670
11/10/2014 16:00	0	0	562.5	491	491
11/10/2014 17:00	0	0	751.7	656.7	656.7
11/10/2014 18:00	0	0	949.4	830.1	830.1
11/10/2014 19:00	0	0	705.6	616.3	616.3
11/10/2014 20:00	0	0	709	619.7	619.7
11/10/2014 21:00	0	0	692.4	604.8	604.8
11/10/2014 22:00	0	0	553.5	484	484
11/10/2014 23:00	0	0	574.3	502.3	502.3
11/11/2014 00:00	0	0	757.5	662.6	662.6
11/11/2014 01:00	0	0	611.2	534.2	534.2
11/11/2014 02:00	0	0	617.2	539.3	539.3
11/11/2014 03:00	0	0	637.8	558	558
11/11/2014 04:00	0	0	728.7	636.6	636.6
11/11/2014 05:00	0	0	848.2	741.1	741.1
11/11/2014 06:00	0	0	719.1	629.2	629.2
11/11/2014 07:00	0	0	737.1	644.3	644.3
11/11/2014 08:00	0	0	695.9	607.8	607.8
11/11/2014 09:00	0	0	716.1	624.9	624.9
11/11/2014 10:00	0	0	766.2	669.1	669.1
11/11/2014 11:00	0	0	818.9	716	716

	Unit 1 (Part 75 Data)	Unit 1 (Part 60 Data)	Unit 2 (Part 75 Data)	Unit 2 (Part 60 Data)	Units 1&2 Combined
	SO2_LbPerHr	SO2_P60_LbPerHr	SO2_LbPerHr	SO2_P60_LbPerHr	(Part 60 Data)
	1H	1H	1H	1H	
Time	Value	Value	Value	Value	
11/11/2014 12:00	0	0	735.2	642.8	642.8
11/11/2014 13:00	0	0	766.5	669	669
11/11/2014 14:00	0	0	766.6	670.7	670.7
11/11/2014 15:00	0	0	769.9	673.5	673.5
11/11/2014 16:00	0	0	747.2	653.5	653.5
11/11/2014 17:00	0	0	698.2	610.2	610.2
11/11/2014 18:00	0	0	698.4	610.3	610.3
11/11/2014 19:00	0	0	775.1	687.9	687.9
11/11/2014 20:00	0	0	3630.5	3220	3220
11/11/2014 21:00	0	0	1692.5	1479.5	1479.5
11/11/2014 22:00	0	0	644.9	563.5	563.5
11/11/2014 23:00	0	0	648.7	566.6	566.6
11/12/2014 00:00	0	0	675.4	589.5	589.5
11/12/2014 01:00	0	0	706	616.9	616.9
11/12/2014 02:00	0	0	723.6	632.3	632.3
11/12/2014 03:00	0	0	695.1	606.7	606.7
11/12/2014 04:00	0	0	751.9	656.8	656.8
11/12/2014 05:00	0	0	874.9	765.1	765.1
11/12/2014 06:00	0	0	730.3	637.5	637.5
11/12/2014 07:00	0	0	728.9	636.3	636.3
11/12/2014 08:00	0	0	1035.1	904.3	904.3
11/12/2014 09:00	0	0	1182.1	1032.9	1032.9
11/12/2014 10:00	0	0	3960.4	3461.1	3461.1
11/12/2014 11:00	0	0	6089.6	5321.8	5321.8
11/12/2014 12:00	0	0	6343.6	5543.6	5543.6
11/12/2014 13:00	0	0	6565.2	5736.4	5736.4
11/12/2014 14:00	0	0	6346.2	5546.2	5546.2
11/12/2014 15:00	0	0	6238.3	5452.3	5452.3
11/12/2014 16:00	0	0	6124.6	5352.8	5352.8
11/12/2014 17:00	0	0	6043.5	5280.9	5280.9
11/12/2014 18:00	0	0	5615.6	4906.8	4906.8
11/12/2014 19:00	0	0	5843.8	5107.4	5107.4
11/12/2014 20:00	18987.4	0	5890	5146.8	5146.8
11/12/2014 21:00	18719.6	0	2014.7	1761.2	1761.2
11/12/2014 22:00	18788.1	0	613.8	536	536
11/12/2014 23:00	18891.1	0	1174.7	1027.4	1027.4
11/13/2014 00:00	18922.4	0	861.6	752.3	752.3
11/13/2014 01:00	18935.6	0	666.3	581.8	581.8
11/13/2014 02:00	18944.5	0	750.5	655	655
11/13/2014 03:00	0	0	828.4	723.9	723.9
11/13/2014 04:00	0	0	844.5	738.3	738.3
11/13/2014 05:00	0	0	871.1	760.7	760.7
11/13/2014 06:00	0	0	812.1	709	709
11/13/2014 07:00	0	0	759.3	663.5	663.5
11/13/2014 08:00	0	0	751.1	657.1	657.1
11/13/2014 09:00	0	0	692.2	604.5	604.5
11/13/2014 10:00	0	0	751.3	657.3	657.3
11/13/2014 11:00	0	0	844.5	737.2	737.2
11/13/2014 12:00	0	0	822.5	718.1	718.1
11/13/2014 13:00	45.2	45.2	769.9	672.5	717.7
11/13/2014 14:00	346.5	346.5	756.1	660.8	1007.3
11/13/2014 15:00	458.9	458.9	763.8	668.2	1127.1
11/13/2014 16:00	687.4	687.4	823.7	719	1406.4
11/13/2014 17:00	696.4	696.4	768.2	671.3	1367.7
11/13/2014 18:00	924.3	924.3	1011.7	883.6	1807.9
11/13/2014 19:00	1546.4	1546.4	852.6	745.2	2291.6
11/13/2014 20:00	913	913	799.6	699.5	1612.5
11/13/2014 21:00	436.6	436.6	660.2	577	1013.6
11/13/2014 22:00	597.5	597.5	806.9	705.2	1302.7
11/13/2014 23:00	651	651	810.1	707.6	1358.6
11/14/2014 00:00	589.7	589.7	612.9	535.5	1125.2
11/14/2014 01:00	555.4	555.4	655.8	573	1128.4
11/14/2014 02:00	610	610	854.9	747	1357
11/14/2014 03:00	778.4	778.4	701.2	612.5	1390.9
11/14/2014 04:00	671.3	671.3	671.1	586.4	1257.7

	Unit 1 (Part 75 Data)	Unit 1 (Part 60 Data)	Unit 2 (Part 75 Data)	Unit 2 (Part 60 Data)	Units 1&2 Combined
	SO2_LbPerHr	SO2_P60_LbPerHr	SO2_LbPerHr	SO2_P60_LbPerHr	(Part 60 Data)
	1H	1H	1H	1H	
Time	Value	Value	Value	Value	
11/14/2014 05:00	614.2	614.2	939.5	821.3	1435.5
11/14/2014 06:00	708.2	708.2	800.4	699.9	1408.1
11/14/2014 07:00	1157.1	1157.1	721.4	630.6	1787.7
11/14/2014 08:00	858.7	858.7	843.3	737.3	1596
11/14/2014 09:00	874.8	874.8	657.5	574.1	1448.9
11/14/2014 10:00	774.8	774.8	1373.4	1200.7	1975.5
11/14/2014 11:00	834.5	834.5	757.7	661.2	1495.7
11/14/2014 12:00	862.2	862.2	769.1	672.6	1534.8
11/14/2014 13:00	865.7	865.7	839	732.9	1598.6
11/14/2014 14:00	843.6	843.6	966.8	844.7	1688.3
11/14/2014 15:00	841	841	938.4	819.2	1660.2
11/14/2014 16:00	846.7	846.7	920.3	803.3	1650
11/14/2014 17:00	894.4	894.4	834.8	730	1624.4
11/14/2014 18:00	809.2	809.2	812.2	710.3	1519.5
11/14/2014 19:00	870.4	870.4	970.3	847.4	1717.8
11/14/2014 20:00	828.9	828.9	956.3	836	1664.9
11/14/2014 21:00	768.1	768.1	801.9	700.1	1468.2
11/14/2014 22:00	864.4	864.4	1036.1	904.9	1769.3
11/14/2014 23:00	756.5	756.5	953.9	833.1	1589.6
11/15/2014 00:00	903.2	903.2	596.6	521.8	1425
11/15/2014 01:00	779.3	779.3	678.8	592.4	1371.7
11/15/2014 02:00	744.8	744.8	922.5	806.6	1551.4
11/15/2014 03:00	812.4	812.4	799.1	697.5	1509.9
11/15/2014 04:00	873.6	873.6	724.4	633.7	1507.3
11/15/2014 05:00	817.6	817.6	772.9	675.4	1493
11/15/2014 06:00	655.3	655.3	741.2	648.2	1303.5
11/15/2014 07:00	909.3	909.3	768.7	671.3	1580.6
11/15/2014 08:00	845.9	845.9	793.7	693.7	1539.6
11/15/2014 09:00	780.8	780.8	778.2	680.3	1461.1
11/15/2014 10:00	778	778	782.6	684.3	1462.3
11/15/2014 11:00	738	738	797.7	697.2	1435.2
11/15/2014 12:00	1094.1	1094.1	761.5	666	1760.1
11/15/2014 13:00	2168	2168	760.7	665.3	2833.3
11/15/2014 14:00	2057	2057	679	593.5	2650.5
11/15/2014 15:00	1233.7	1233.7	777.7	678.8	1912.5
11/15/2014 16:00	1568.2	1568.2	831	726.2	2294.4
11/15/2014 17:00	1987.9	1987.9	781.1	683.2	2671.1
11/15/2014 18:00	2131	2131	736.1	643	2774
11/15/2014 19:00	2258.3	2258.3	775	677	2935.3
11/15/2014 20:00	1207.4	1207.4	805	704	1911.4
11/15/2014 21:00	648.5	648.5	764.8	668.5	1317
11/15/2014 22:00	739.8	739.8	783	684.6	1424.4
11/15/2014 23:00	693.8	693.8	754.6	659.9	1353.7
11/16/2014 00:00	733.5	733.5	779.4	680.3	1413.8
11/16/2014 01:00	557.1	557.1	540.5	471.6	1028.7
11/16/2014 02:00	645.8	645.8	691.7	604.4	1250.2
11/16/2014 03:00	621.1	621.1	770.2	673.7	1294.8
11/16/2014 04:00	584.5	584.5	683.6	597.9	1182.4
11/16/2014 05:00	622.4	622.4	789.1	688.8	1311.2
11/16/2014 06:00	614.4	614.4	716.6	626	1240.4
11/16/2014 07:00	627.5	627.5	762	666.1	1293.6
11/16/2014 08:00	834.8	834.8	1081.4	945.5	1780.3
11/16/2014 09:00	1141.4	1141.4	1471.7	1285.5	2426.9
11/16/2014 10:00	890.1	890.1	916.5	801.4	1691.5
11/16/2014 11:00	961.5	961.5	823.9	719.5	1681
11/16/2014 12:00	916.3	916.3	827.9	724.2	1640.5
11/16/2014 13:00	923.4	923.4	867.7	758.2	1681.6
11/16/2014 14:00	961	961	988.3	864.3	1825.3
11/16/2014 15:00	931	931	909	793.5	1724.5
11/16/2014 16:00	933.1	933.1	997.1	870.9	1804
11/16/2014 17:00	951.6	951.6	941.8	823.3	1774.9
11/16/2014 18:00	945.1	945.1	873.2	763.6	1708.7
11/16/2014 19:00	957.7	957.7	954.9	834.2	1791.9
11/16/2014 20:00	932.4	932.4	859.3	751	1683.4
11/16/2014 21:00	876.4	876.4	736.5	643.5	1519.9

	Unit 1 (Part 75 Data)	Unit 1 (Part 60 Data)	Unit 2 (Part 75 Data)	Unit 2 (Part 60 Data)	Units 1&2 Combined
	SO2_LbPerHr	SO2_P60_LbPerHr	SO2_LbPerHr	SO2_P60_LbPerHr	(Part 60 Data)
	1H	1H	1H	1H	
Time	Value	Value	Value	Value	
11/16/2014 22:00	715.7	715.7	688.3	601.6	1317.3
11/16/2014 23:00	692.4	692.4	813.7	711.3	1403.7
11/17/2014 00:00	621.4	621.4	741.6	647.3	1268.7
11/17/2014 01:00	602.1	602.1	691.7	605.1	1207.2
11/17/2014 02:00	574.4	574.4	567.7	496.2	1070.6
11/17/2014 03:00	692.2	692.2	695.8	608	1300.2
11/17/2014 04:00	594.7	594.7	773.3	675.4	1270.1
11/17/2014 05:00	740	740	875.1	764.7	1504.7
11/17/2014 06:00	703.2	703.2	826.3	722.5	1425.7
11/17/2014 07:00	901	901	1134	991.3	1892.3
11/17/2014 08:00	821.8	821.8	889.6	776.7	1598.5
11/17/2014 09:00	937.8	937.8	859	751.2	1689
11/17/2014 10:00	847.3	821	1026.6	897.4	1718.4
11/17/2014 11:00	1240.6	1240.6	981.1	856.5	2097.1
11/17/2014 12:00	1691	1691	868	757.7	2448.7
11/17/2014 13:00	1333.3	1333.3	913.4	797.9	2131.2
11/17/2014 14:00	850	850	645.9	563.7	1413.7
11/17/2014 15:00	903.7	903.7	1048.4	916.4	1820.1
11/17/2014 16:00	1400	1400	1247.9	1090.6	2490.6
11/17/2014 17:00	1132.4	1132.4	954.8	833.7	1966.1
11/17/2014 18:00	1051.2	1051.2	852.6	744.1	1795.3
11/17/2014 19:00	1025.9	1025.9	910.9	795.1	1821
11/17/2014 20:00	732.7	732.7	964.4	843.5	1576.2
11/17/2014 21:00	784.4	784.4	822.1	717.6	1502
11/17/2014 22:00	798.7	798.7	790.1	690.2	1488.9
11/17/2014 23:00	618	618	781	683	1301
11/18/2014 00:00	697.4	697.4	816.8	714.2	1411.6
11/18/2014 01:00	684.8	684.8	882	770.7	1455.5
11/18/2014 02:00	648.8	648.8	785.6	686.1	1334.9
11/18/2014 03:00	828.7	828.7	923.8	806.6	1635.3
11/18/2014 04:00	778.3	778.3	982.9	859.6	1637.9
11/18/2014 05:00	762.8	762.8	879.3	768.9	1531.7
11/18/2014 06:00	764.1	764.1	939.8	820.8	1584.9
11/18/2014 07:00	809.8	809.8	905.2	790.7	1600.5
11/18/2014 08:00	857.3	831.5	883.6	771.9	1603.4
11/18/2014 09:00	1114.7	1114.7	699.4	610.9	1725.6
11/18/2014 10:00	1150.5	1114.9	744.4	650.4	1765.3
11/18/2014 11:00	1088.4	1088.4	977.6	854.6	1943
11/18/2014 12:00	1103.4	1103.4	1435.2	1254.5	2357.9
11/18/2014 13:00	1087.9	1087.9	1859.1	1624.2	2712.1
11/18/2014 14:00	1158.2	1158.2	2726.4	2383.3	3541.5
11/18/2014 15:00	1162.4	1162.4	3676.3	3213.1	4375.5
11/18/2014 16:00	1164.2	1164.2	1338.7	1170.5	2334.7
11/18/2014 17:00	1079.5	1079.5	854.7	747.2	1826.7
11/18/2014 18:00	988.3	988.3	846.1	738.9	1727.2
11/18/2014 19:00	818.2	818.2	954.3	833.3	1651.5
11/18/2014 20:00	756.9	756.9	890.3	777.7	1534.6
11/18/2014 21:00	809	809	544.4	476.3	1285.3
11/18/2014 22:00	827.9	827.9	560.4	489.8	1317.7
11/18/2014 23:00	783.7	783.7	771.7	675.1	1458.8
11/19/2014 00:00	798.3	798.3	1129.3	986.3	1784.6
11/19/2014 01:00	816.6	816.6	1044.8	912.2	1728.8
11/19/2014 02:00	786.8	786.8	882	769.9	1556.7
11/19/2014 03:00	856.4	856.4	831.7	726.9	1583.3
11/19/2014 04:00	786.3	786.3	868.6	758.8	1545.1
11/19/2014 05:00	805	805	977.3	854.5	1659.5
11/19/2014 06:00	786.3	786.3	628.9	550.2	1336.5
11/19/2014 07:00	787.7	787.7	649.9	568	1355.7
11/19/2014 08:00	807.3	807.3	837.9	732.1	1539.4
11/19/2014 09:00	777.4	777.4	1264.9	1105.8	1883.2
11/19/2014 10:00	807.5	807.5	1872.3	1636.2	2443.7
11/19/2014 11:00	793.3	793.3	1524.9	1333	2126.3
11/19/2014 12:00	762.2	762.2	1178.4	1029.3	1791.5
11/19/2014 13:00	806.5	806.5	1155.4	1009.4	1815.9
11/19/2014 14:00	785.7	785.7	1292.9	1130.3	1916

	Unit 1 (Part 75 Data)	Unit 1 (Part 60 Data)	Unit 2 (Part 75 Data)	Unit 2 (Part 60 Data)	Units 1&2 Combined
	SO2_LbPerHr	SO2_P60_LbPerHr	SO2_LbPerHr	SO2_P60_LbPerHr	(Part 60 Data)
	1H	1H	1H	1H	
Time	Value	Value	Value	Value	
11/19/2014 15:00	781	781	1422.9	1243.3	2024.3
11/19/2014 16:00	791.4	791.4	1322.3	1155.6	1947
11/19/2014 17:00	803.6	803.6	1217.4	1064.1	1867.7
11/19/2014 18:00	791.6	791.6	1221.9	1068.5	1860.1
11/19/2014 19:00	775	775	827.8	722.7	1497.7
11/19/2014 20:00	693.1	693.1	593.3	517.8	1210.9
11/19/2014 21:00	666.2	666.2	652.8	569.6	1235.8
11/19/2014 22:00	635	635	715.2	624.3	1259.3
11/19/2014 23:00	627.6	627.6	599.7	524.8	1152.4
11/20/2014 00:00	605.2	605.2	191.7	168.1	773.3
11/20/2014 01:00	721.3	721.3	569.4	497.1	1218.4
11/20/2014 02:00	621.1	621.1	950.8	830.1	1451.2
11/20/2014 03:00	747.6	747.6	720.3	629.4	1377
11/20/2014 04:00	737.8	737.8	942.1	822.4	1560.2
11/20/2014 05:00	739.3	739.3	885.7	774.5	1513.8
11/20/2014 06:00	795.4	795.4	1002.1	876.4	1671.8
11/20/2014 07:00	780.1	780.1	837.9	731.3	1511.4
11/20/2014 08:00	781.3	781.3	890.8	778.4	1559.7
11/20/2014 09:00	800.4	800.4	964.5	841.9	1642.3
11/20/2014 10:00	806.8	806.8	974.8	852.2	1659
11/20/2014 11:00	780.8	780.8	956.9	836.5	1617.3
11/20/2014 12:00	801	801	699.3	610.6	1411.6
11/20/2014 13:00	805.3	805.3	812.2	709.9	1515.2
11/20/2014 14:00	817.2	817.2	1220.1	1065.9	1883.1
11/20/2014 15:00	826.8	826.8	1240.4	1083.3	1910.1
11/20/2014 16:00	919.7	919.7	960.1	839.5	1759.2
11/20/2014 17:00	881.7	881.7	834.8	730.1	1611.8
11/20/2014 18:00	902.4	902.4	992.5	866.8	1769.2
11/20/2014 19:00	813.4	813.4	1022.6	893.7	1707.1
11/20/2014 20:00	654.9	654.9	699	610.5	1265.4
11/20/2014 21:00	566.8	566.8	301.4	263.8	830.6
11/20/2014 22:00	457.4	457.4	204.4	178	635.4
11/20/2014 23:00	508.2	508.2	249.5	218.4	726.6
11/21/2014 00:00	690.2	690.2	525.3	459.6	1149.8
11/21/2014 01:00	763	763	990	865	1628
11/21/2014 02:00	876.1	876.1	1110.7	970.3	1846.4
11/21/2014 03:00	965.6	965.6	1283.2	1121.2	2086.8
11/21/2014 04:00	934.1	934.1	1161.8	1015.4	1949.5
11/21/2014 05:00	932.1	932.1	1144.6	1000.7	1932.8
11/21/2014 06:00	956.4	956.4	1146.1	1002.3	1958.7
11/21/2014 07:00	930.5	930.5	1206.2	1054.3	1984.8
11/21/2014 08:00	928.4	928.4	1264	1103.8	2032.2
11/21/2014 09:00	965.3	965.3	1338.2	1169.3	2134.6
11/21/2014 10:00	957.6	957.6	1320.7	1154.3	2111.9
11/21/2014 11:00	913.8	913.8	1299	1134.7	2048.5
11/21/2014 12:00	934.7	934.7	1197.4	1047.3	1982
11/21/2014 13:00	995.1	995.1	1206.7	1054.6	2049.7
11/21/2014 14:00	955.2	955.2	1266.5	1106.6	2061.8
11/21/2014 15:00	927.1	927.1	1364.3	1192.5	2119.6
11/21/2014 16:00	980.7	980.7	1337.9	1169.3	2150
11/21/2014 17:00	909.6	909.6	1358.6	1187.3	2096.9
11/21/2014 18:00	878.6	878.6	1142.6	997.9	1876.5
11/21/2014 19:00	768.2	768.2	665.5	582.1	1350.3
11/21/2014 20:00	621.8	621.8	299.2	261.5	883.3
11/21/2014 21:00	554.6	554.6	148.9	130.1	684.7
11/21/2014 22:00	414.4	414.4	334.5	291.9	706.3
11/21/2014 23:00	476.5	476.5	711.2	621.6	1098.1
11/22/2014 00:00	646	646	499	435.4	1081.4
11/22/2014 01:00	514	514	490	427.9	941.9
11/22/2014 02:00	569.2	569.2	592	516.7	1085.9
11/22/2014 03:00	936.9	936.9	645.1	563.1	1500
11/22/2014 04:00	952.7	952.7	626	546.3	1499
11/22/2014 05:00	1010.3	1010.3	634.9	554.8	1565.1
11/22/2014 06:00	1186.4	1186.4	616.3	538.7	1725.1
11/22/2014 07:00	1217.2	1217.2	626.9	547.4	1764.6

	Unit 1 (Part 75 Data)	Unit 1 (Part 60 Data)	Unit 2 (Part 75 Data)	Unit 2 (Part 60 Data)	Units 1&2 Combined
	SO2_LbPerHr	SO2_P60_LbPerHr	SO2_LbPerHr	SO2_P60_LbPerHr	(Part 60 Data)
	1H	1H	1H	1H	
Time	Value	Value	Value	Value	
11/22/2014 08:00	1108.8	1108.8	672.5	587.9	1696.7
11/22/2014 09:00	1326.8	1326.8	690.7	603.7	1930.5
11/22/2014 10:00	1557.4	1557.4	672.6	587.6	2145
11/22/2014 11:00	1099	1099	635.6	555.4	1654.4
11/22/2014 12:00	934.3	934.3	673.2	589	1523.3
11/22/2014 13:00	811.4	811.4	723	632.1	1443.5
11/22/2014 14:00	768.7	768.7	745.2	651.6	1420.3
11/22/2014 15:00	890.6	890.6	681.8	595.5	1486.1
11/22/2014 16:00	1042.5	1042.5	697.8	609.4	1651.9
11/22/2014 17:00	1262.1	1262.1	985.8	861.4	2123.5
11/22/2014 18:00	1037	1037	1263.5	1104.1	2141.1
11/22/2014 19:00	901.4	901.4	1187.9	1038.8	1940.2
11/22/2014 20:00	802.1	802.1	1101.4	961.8	1763.9
11/22/2014 21:00	798.3	798.3	1004.3	877.3	1675.6
11/22/2014 22:00	915	915	764.8	668.7	1583.7
11/22/2014 23:00	926.6	926.6	485.3	424	1350.6
11/23/2014 00:00	1661.8	1661.8	730.9	638.5	2300.3
11/23/2014 01:00	1345.3	1345.3	469.6	410	1755.3
11/23/2014 02:00	1424.6	1424.6	525.6	460	1884.6
11/23/2014 03:00	1460.9	1460.9	508.2	444.5	1905.4
11/23/2014 04:00	1371	1371	465.9	406.8	1777.8
11/23/2014 05:00	1051	1051	515.7	450.8	1501.8
11/23/2014 06:00	1200.3	1200.3	514.2	450.1	1650.4
11/23/2014 07:00	1093.7	1093.7	1274	1112.6	2206.3
11/23/2014 08:00	1109.1	1109.1	1366.7	1195.3	2304.4
11/23/2014 09:00	1104.9	1104.9	1018.9	891	1995.9
11/23/2014 10:00	950.3	950.3	883.9	773	1723.3
11/23/2014 11:00	842	842	719.8	629	1471
11/23/2014 12:00	787.7	787.7	745	650.8	1438.5
11/23/2014 13:00	834.2	834.2	908.7	793.8	1628
11/23/2014 14:00	942.4	942.4	930.3	813	1755.4
11/23/2014 15:00	852.3	852.3	836.4	730.5	1582.8
11/23/2014 16:00	1057.6	1057.6	1167.4	1020.1	2077.7
11/23/2014 17:00	1101.8	1101.8	800.7	699.5	1801.3
11/23/2014 18:00	1008.5	1008.5	438.2	382.9	1391.4
11/23/2014 19:00	909.9	909.9	869.9	759.5	1669.4
11/23/2014 20:00	901.3	901.3	975.1	852.4	1753.7
11/23/2014 21:00	764.8	764.8	706	616.1	1380.9
11/23/2014 22:00	632.5	632.5	755.8	661.2	1293.7
11/23/2014 23:00	670	670	616.7	539.2	1209.2
11/24/2014 00:00	919.7	919.7	640.4	559.3	1479
11/24/2014 01:00	639	639	599.3	523.8	1162.8
11/24/2014 02:00	653.8	653.8	541.5	472.8	1126.6
11/24/2014 03:00	561.3	561.3	579.3	505.9	1067.2
11/24/2014 04:00	594.8	594.8	784	685.2	1280
11/24/2014 05:00	714.8	714.8	740.9	647.7	1362.5
11/24/2014 06:00	737.9	737.9	825.6	720.9	1458.8
11/24/2014 07:00	1060.6	1060.6	734.3	641.5	1702.1
11/24/2014 08:00	933	933	807.7	705.6	1638.6
11/24/2014 09:00	813.6	813.6	792.9	693	1506.6
11/24/2014 10:00	873.1	873.1	922.3	806.4	1679.5
11/24/2014 11:00	779.1	779.1	779.8	682.1	1461.2
11/24/2014 12:00	875.4	875.4	796.6	696.8	1572.2
11/24/2014 13:00	779.9	779.9	764.1	667.6	1447.5
11/24/2014 14:00	643.6	643.6	746.3	652.3	1295.9
11/24/2014 15:00	748.4	748.4	679.7	593.7	1342.1
11/24/2014 16:00	685.5	685.5	728.4	637.2	1322.7
11/24/2014 17:00	867.3	867.3	747	653.3	1520.6
11/24/2014 18:00	935.4	935.4	852.5	744.3	1679.7
11/24/2014 19:00	821.1	821.1	877.7	766.6	1587.7
11/24/2014 20:00	923.7	923.7	867.2	757	1680.7
11/24/2014 21:00	712	712	708.5	619.1	1331.1
11/24/2014 22:00	664.9	664.9	604.3	528.5	1193.4
11/24/2014 23:00	613.5	613.5	532.5	465.2	1078.7
11/25/2014 00:00	538.9	538.9	684.5	598	1136.9

	Unit 1 (Part 75 Data)	Unit 1 (Part 60 Data)	Unit 2 (Part 75 Data)	Unit 2 (Part 60 Data)	Units 1&2 Combined
	SO2_LbPerHr	SO2_P60_LbPerHr	SO2_LbPerHr	SO2_P60_LbPerHr	(Part 60 Data)
	1H	1H	1H	1H	
Time	Value	Value	Value	Value	
11/25/2014 01:00	574.9	574.9	758.2	662	1236.9
11/25/2014 02:00	554.2	554.2	439.7	384.4	938.6
11/25/2014 03:00	557.7	557.7	580	506.9	1064.6
11/25/2014 04:00	601.3	601.3	482.2	420.8	1022.1
11/25/2014 05:00	754.6	754.6	278.3	243	997.6
11/25/2014 06:00	1059	1059	284.3	248.2	1307.2
11/25/2014 07:00	1462.8	1462.8	401.7	350.4	1813.2
11/25/2014 08:00	1188.5	1188.5	541.2	473.1	1661.6
11/25/2014 09:00	1031.6	1031.6	686.8	600.7	1632.3
11/25/2014 10:00	1115.3	1115.3	1057.9	924.7	2040
11/25/2014 11:00	1015	1015	1691.4	1477.7	2492.7
11/25/2014 12:00	797.5	797.5	1146	1001.8	1799.3
11/25/2014 13:00	803.4	803.4	834.2	729.7	1533.1
11/25/2014 14:00	852.7	852.7	602.4	526.4	1379.1
11/25/2014 15:00	739.8	739.8	837.6	731.3	1471.1
11/25/2014 16:00	909.5	909.5	1307	1142.1	2051.6
11/25/2014 17:00	877.5	877.5	1043.1	910.7	1788.2
11/25/2014 18:00	775.4	775.4	855.6	747.2	1522.6
11/25/2014 19:00	893.9	893.9	895.5	782.3	1676.2
11/25/2014 20:00	843.8	843.8	990.2	864.8	1708.6
11/25/2014 21:00	861	861	975.6	852.6	1713.6
11/25/2014 22:00	648.4	648.4	759.3	663.8	1312.2
11/25/2014 23:00	700.7	700.7	472.6	412.9	1113.6
11/26/2014 00:00	816.1	816.1	664.7	580.4	1396.5
11/26/2014 01:00	660.2	660.2	779.3	680.8	1341
11/26/2014 02:00	718	718	507.5	443.9	1161.9
11/26/2014 03:00	717.6	717.6	337.9	295.5	1013.1
11/26/2014 04:00	874.5	874.5	536.3	468.8	1343.3
11/26/2014 05:00	1416.9	1416.9	1104.1	964.7	2381.6
11/26/2014 06:00	1182.4	1182.4	1215.4	1062.2	2244.6
11/26/2014 07:00	1437.5	1437.5	1093.2	955.8	2393.3
11/26/2014 08:00	2024.5	2024.5	896.8	783.6	2808.1
11/26/2014 09:00	1469.4	1469.4	1021.1	892.2	2361.6
11/26/2014 10:00	1042	1042	1151.3	1006.8	2048.8
11/26/2014 11:00	1027	1027	1110	970.4	1997.4
11/26/2014 12:00	840.2	840.2	1043.9	912.5	1752.7
11/26/2014 13:00	844.3	844.3	1072.1	937.6	1781.9
11/26/2014 14:00	919.8	919.8	1111.1	970.8	1890.6
11/26/2014 15:00	843.7	843.7	1098.6	959.1	1802.8
11/26/2014 16:00	785.1	785.1	1080.9	943.9	1729
11/26/2014 17:00	827	827	1121.5	979.4	1806.4
11/26/2014 18:00	861.2	861.2	1095.1	956.9	1818.1
11/26/2014 19:00	854.8	854.8	981.2	857.8	1712.6
11/26/2014 20:00	801.7	801.7	1127.9	985.9	1787.6
11/26/2014 21:00	806.4	806.4	1279.4	1117.3	1923.7
11/26/2014 22:00	766.3	766.3	1021.6	892.1	1658.4
11/26/2014 23:00	552.4	552.4	518.1	452.5	1004.9
11/27/2014 00:00	716.1	716.1	396.5	345.8	1061.9
11/27/2014 01:00	665	665	509.1	445.4	1110.4
11/27/2014 02:00	639.9	639.9	352.1	307.7	947.6
11/27/2014 03:00	652.3	652.3	300.7	262.1	914.4
11/27/2014 04:00	644.3	644.3	444.2	388.7	1033
11/27/2014 05:00	646.3	646.3	598.1	521.9	1168.2
11/27/2014 06:00	664.4	664.4	555.2	485.3	1149.7
11/27/2014 07:00	705.5	705.5	886	774	1479.5
11/27/2014 08:00	805.8	805.8	1277.3	1115.9	1921.7
11/27/2014 09:00	995.6	995.6	1281.6	1119.4	2115
11/27/2014 10:00	734.7	734.7	1126.2	984.9	1719.6
11/27/2014 11:00	471.6	471.6	990.6	865.6	1337.2
11/27/2014 12:00	432.7	432.7	751.7	657.6	1090.3
11/27/2014 13:00	0	0	526.4	460.5	460.5
11/27/2014 14:00	0	0	265.1	231.7	231.7
11/27/2014 15:00	0	0	156	135.8	135.8
11/27/2014 16:00	0	0	182.7	160	160
11/27/2014 17:00	0	0	122.6	106.7	106.7

	Unit 1 (Part 75 Data)	Unit 1 (Part 60 Data)	Unit 2 (Part 75 Data)	Unit 2 (Part 60 Data)	Units 1&2 Combined
	SO2_LbPerHr	SO2_P60_LbPerHr	SO2_LbPerHr	SO2_P60_LbPerHr	(Part 60 Data)
	1H	1H	1H	1H	
Time	Value	Value	Value	Value	
11/27/2014 18:00	0	0	141.8	123.9	123.9
11/27/2014 19:00	0	0	300.3	261.9	261.9
11/27/2014 20:00	0	0	583.8	509.8	509.8
11/27/2014 21:00	0	0	818.7	716	716
11/27/2014 22:00	0	0	632.2	552	552
11/27/2014 23:00	0	0	482.3	420.7	420.7
11/28/2014 00:00	0	0	483.1	421.4	421.4
11/28/2014 01:00	0	0	507.6	442.8	442.8
11/28/2014 02:00	0	0	499.3	436.7	436.7
11/28/2014 03:00	0	0	619.4	540.9	540.9
11/28/2014 04:00	0	0	746.4	652.6	652.6
11/28/2014 05:00	0	0	879.4	768.6	768.6
11/28/2014 06:00	0	0	1405.6	1227.6	1227.6
11/28/2014 07:00	0	0	1544.9	1350.8	1350.8
11/28/2014 08:00	0	0	1242.7	1086.5	1086.5
11/28/2014 09:00	0	0	1036.8	905.3	905.3
11/28/2014 10:00	0	0	1127.6	985.3	985.3
11/28/2014 11:00	0	0	1213.5	1060.3	1060.3
11/28/2014 12:00	0	0	1169.2	1021.7	1021.7
11/28/2014 13:00	0	0	1101.3	962.9	962.9
11/28/2014 14:00	0	0	1612.8	1410.3	1410.3
11/28/2014 15:00	0	0	1254.1	1096.6	1096.6
11/28/2014 16:00	0	0	1226.9	1072.9	1072.9
11/28/2014 17:00	0	0	1092.8	955.3	955.3
11/28/2014 18:00	0	0	1042.5	911.8	911.8
11/28/2014 19:00	0	0	1007.9	880.1	880.1
11/28/2014 20:00	0	0	1012.7	885.1	885.1
11/28/2014 21:00	0	0	960.7	839.5	839.5
11/28/2014 22:00	0	0	1027.7	898.6	898.6
11/28/2014 23:00	0	0	928	811.2	811.2
11/29/2014 00:00	0	0	1003.9	877.6	877.6
11/29/2014 01:00	0	0	1169.5	1022.1	1022.1
11/29/2014 02:00	0	0	975.5	852	852
11/29/2014 03:00	0	0	1165.2	1018.9	1018.9
11/29/2014 04:00	0	0	1223.5	1069.1	1069.1
11/29/2014 05:00	0	0	923.3	806.2	806.2
11/29/2014 06:00	0	0	1014.3	886.4	886.4
11/29/2014 07:00	0	0	1192.5	1042.6	1042.6
11/29/2014 08:00	0	0	1019.3	890.1	890.1
11/29/2014 09:00	0	0	907.9	793.5	793.5
11/29/2014 10:00	0	0	927.6	810.9	810.9
11/29/2014 11:00	0	0	1181.2	1033.1	1033.1
11/29/2014 12:00	0	0	809	706.2	706.2
11/29/2014 13:00	0	0	1064.8	931.3	931.3
11/29/2014 14:00	0	0	857.7	748.7	748.7
11/29/2014 15:00	0	0	994.3	868.4	868.4
11/29/2014 16:00	0	0	990.1	865.3	865.3
11/29/2014 17:00	0	0	908.1	793.5	793.5
11/29/2014 18:00	0	0	983.1	858.3	858.3
11/29/2014 19:00	0	0	1006.1	879.3	879.3
11/29/2014 20:00	0	0	962.2	840	840
11/29/2014 21:00	0	0	939.9	822	822
11/29/2014 22:00	0	0	856.1	747.7	747.7
11/29/2014 23:00	0	0	952.8	832.1	832.1
11/30/2014 00:00	0	0	575.8	502.5	502.5
11/30/2014 01:00	0	0	740.3	646.8	646.8
11/30/2014 02:00	0	0	698.6	610.1	610.1
11/30/2014 03:00	0	0	670.5	586.1	586.1
11/30/2014 04:00	0	0	514.2	448.9	448.9
11/30/2014 05:00	0	0	686.7	600.1	600.1
11/30/2014 06:00	0	0	761.3	665.7	665.7
11/30/2014 07:00	0	0	763.7	667.5	667.5
11/30/2014 08:00	0	0	712	621.6	621.6
11/30/2014 09:00	0	0	710.5	620.8	620.8
11/30/2014 10:00	0	0	768.4	672	672

	Unit 1 (Part 75 Data)	Unit 1 (Part 60 Data)	Unit 2 (Part 75 Data)	Unit 2 (Part 60 Data)	Units 1&2 Combined
	SO2_LbPerHr	SO2_P60_LbPerHr	SO2_LbPerHr	SO2_P60_LbPerHr	(Part 60 Data)
	1H	1H	1H	1H	
Time	Value	Value	Value	Value	
11/30/2014 11:00	0	0	810.2	707.4	707.4
11/30/2014 12:00	0	0	787	687	687
11/30/2014 13:00	0	0	752.2	657.3	657.3
11/30/2014 14:00	0	0	817.9	714.5	714.5
11/30/2014 15:00	0	0	826.5	722.2	722.2
11/30/2014 16:00	0	0	828.2	724.2	724.2
11/30/2014 17:00	0	0	1161.3	1014.2	1014.2
11/30/2014 18:00	0	0	912.4	798	798
11/30/2014 19:00	0	0	1093.9	956	956
11/30/2014 20:00	0	0	965.4	843.8	843.8
11/30/2014 21:00	0	0	745.2	650.5	650.5
11/30/2014 22:00	0	0	909	794.1	794.1
11/30/2014 23:00	0	0	624.7	546.5	546.5
12/01/2014 00:00	0	0	570	497.8	497.8
12/01/2014 01:00	0	0	619.9	541.5	541.5
12/01/2014 02:00	0	0	516.6	451.4	451.4
12/01/2014 03:00	0	0	637.3	557	557
12/01/2014 04:00	0	0	369.8	323.7	323.7
12/01/2014 05:00	0	0	632.1	552	552
12/01/2014 06:00	0	0	993.2	868.2	868.2
12/01/2014 07:00	0	0	696.3	608.1	608.1
12/01/2014 08:00	0	0	781.5	682.7	682.7
12/01/2014 09:00	0	0	849.3	741.4	741.4
12/01/2014 10:00	0	0	1149.1	1003.5	1003.5
12/01/2014 11:00	0	0	1088.7	951.7	951.7
12/01/2014 12:00	0	0	1343.5	1174.1	1174.1
12/01/2014 13:00	0	0	834.3	729.4	729.4
12/01/2014 14:00	0	0	1069.1	933.6	933.6
12/01/2014 15:00	0	0	1134.2	991.5	991.5
12/01/2014 16:00	0	0	1015.5	887.1	887.1
12/01/2014 17:00	0	0	1258.5	1100.7	1100.7
12/01/2014 18:00	0	0	1115.9	974.7	974.7
12/01/2014 19:00	0	0	916	799.8	799.8
12/01/2014 20:00	0	0	887.8	775.3	775.3
12/01/2014 21:00	0	0	782.2	683.3	683.3
12/01/2014 22:00	0	0	764	668.2	668.2
12/01/2014 23:00	0	0	750.1	655.4	655.4
12/02/2014 00:00	0	0	368.2	321.2	321.2
12/02/2014 01:00	0	0	156.4	136.1	136.1
12/02/2014 02:00	0	0	174.4	152.1	152.1
12/02/2014 03:00	0	0	194.9	170.4	170.4
12/02/2014 04:00	0	0	165.4	144.6	144.6
12/02/2014 05:00	0	0	192.5	168.6	168.6
12/02/2014 06:00	0	0	401.8	351.4	351.4
12/02/2014 07:00	0	0	571.6	498.9	498.9
12/02/2014 08:00	0	0	890.7	778.7	778.7
12/02/2014 09:00	0	0	964.7	842.6	842.6
12/02/2014 10:00	0	0	877	765.7	765.7
12/02/2014 11:00	0	0	1127.5	984.6	984.6
12/02/2014 12:00	0	0	1126.5	983.7	983.7
12/02/2014 13:00	0	0	867.8	757.9	757.9
12/02/2014 14:00	0	0	923.4	807.2	807.2
12/02/2014 15:00	0	0	953	832.3	832.3
12/02/2014 16:00	0	0	820.8	716.3	716.3
12/02/2014 17:00	0	0	740.9	647	647
12/02/2014 18:00	0	0	808.6	706.3	706.3
12/02/2014 19:00	0	0	830.1	725.1	725.1
12/02/2014 20:00	0	0	872.5	761.8	761.8
12/02/2014 21:00	0	0	927.6	810.9	810.9
12/02/2014 22:00	0	0	882.4	770.2	770.2
12/02/2014 23:00	0	0	793.7	693	693
12/03/2014 00:00	0	0	625.8	546.1	546.1
12/03/2014 01:00	0	0	381.4	333.7	333.7
12/03/2014 02:00	0	0	318.2	278.3	278.3
12/03/2014 03:00	0	0	310	270.5	270.5

	Unit 1 (Part 75 Data)	Unit 1 (Part 60 Data)	Unit 2 (Part 75 Data)	Unit 2 (Part 60 Data)	Units 1&2 Combined
	SO2_LbPerHr	SO2_P60_LbPerHr	SO2_LbPerHr	SO2_P60_LbPerHr	(Part 60 Data)
	1H	1H	1H	1H	
Time	Value	Value	Value	Value	
12/03/2014 04:00	0	0	287.2	251.1	251.1
12/03/2014 05:00	0	0	366	319.3	319.3
12/03/2014 06:00	0	0	577.7	505	505
12/03/2014 07:00	0	0	744	650.1	650.1
12/03/2014 08:00	0	0	602.1	525.6	525.6
12/03/2014 09:00	0	0	625.3	546.4	546.4
12/03/2014 10:00	0	0	739.8	646.8	646.8
12/03/2014 11:00	0	0	754.8	659.7	659.7
12/03/2014 12:00	0	0	756.9	661.8	661.8
12/03/2014 13:00	0	0	718	627.4	627.4
12/03/2014 14:00	0	0	696.6	608.3	608.3
12/03/2014 15:00	0	0	586.9	512.3	512.3
12/03/2014 16:00	0	0	434.5	379.7	379.7
12/03/2014 17:00	0	0	608.3	531.2	531.2
12/03/2014 18:00	0	0	890.2	777.3	777.3
12/03/2014 19:00	0	0	925.9	808.5	808.5
12/03/2014 20:00	0	0	953.6	834	834
12/03/2014 21:00	0	0	987.6	863.1	863.1
12/03/2014 22:00	0	0	965.4	843.1	843.1
12/03/2014 23:00	0	0	979.2	856.1	856.1
12/04/2014 00:00	0	0	745.1	651.2	651.2
12/04/2014 01:00	0	0	432.4	378.1	378.1
12/04/2014 02:00	0	0	146.4	128.3	128.3
12/04/2014 03:00	0	0	0	0	0
12/04/2014 04:00	0	0	0	0	0
12/04/2014 05:00	0	0	0	0	0
12/04/2014 06:00	0	0	0	0	0
12/04/2014 07:00	0	0	0	0	0
12/04/2014 08:00	0	0	0	0	0
12/04/2014 09:00	0	0	0	0	0
12/04/2014 10:00	0	0	0	0	0
12/04/2014 11:00	0	0	0	0	0
12/04/2014 12:00	0	0	0	0	0
12/04/2014 13:00	0	0	0	0	0
12/04/2014 14:00	0	0	0	0	0
12/04/2014 15:00	0	0	0	0	0
12/04/2014 16:00	0	0	0	0	0
12/04/2014 17:00	0	0	0	0	0
12/04/2014 18:00	0	0	0	0	0
12/04/2014 19:00	0	0	0	0	0
12/04/2014 20:00	0	0	0	0	0
12/04/2014 21:00	0	0	0	0	0
12/04/2014 22:00	0	0	0	0	0
12/04/2014 23:00	0	0	0	0	0
12/05/2014 00:00	0	0	0	0	0
12/05/2014 01:00	0	0	0	0	0
12/05/2014 02:00	0	0	0	0	0
12/05/2014 03:00	0	0	0	0	0
12/05/2014 04:00	0	0	0	0	0
12/05/2014 05:00	0	0	0	0	0
12/05/2014 06:00	0	0	0	0	0
12/05/2014 07:00	0	0	0	0	0
12/05/2014 08:00	0	0	0	0	0
12/05/2014 09:00	0	0	0	0	0
12/05/2014 10:00	0	0	0	0	0
12/05/2014 11:00	0	0	0	0	0
12/05/2014 12:00	0	0	0	0	0
12/05/2014 13:00	0	0	0	0	0
12/05/2014 14:00	0	0	0	0	0
12/05/2014 15:00	0	0	0	0	0
12/05/2014 16:00	0	0	0	0	0
12/05/2014 17:00	0	0	0	0	0
12/05/2014 18:00	0	0	0	0	0
12/05/2014 19:00	0	0	0	0	0
12/05/2014 20:00	0	0	0	0	0

	Unit 1 (Part 75 Data)	Unit 1 (Part 60 Data)	Unit 2 (Part 75 Data)	Unit 2 (Part 60 Data)	Units 1&2 Combined
	SO2_LbPerHr	SO2_P60_LbPerHr	SO2_LbPerHr	SO2_P60_LbPerHr	(Part 60 Data)
	1H	1H	1H	1H	
Time	Value	Value	Value	Value	
12/05/2014 21:00	0	0	0	0	0
12/05/2014 22:00	0	0	0	0	0
12/05/2014 23:00	0	0	0	0	0
12/06/2014 00:00	0	0	0	0	0
12/06/2014 01:00	0	0	0	0	0
12/06/2014 02:00	0	0	0	0	0
12/06/2014 03:00	0	0	0	0	0
12/06/2014 04:00	0	0	0	0	0
12/06/2014 05:00	0	0	0	0	0
12/06/2014 06:00	0	0	0	0	0
12/06/2014 07:00	0	0	0	0	0
12/06/2014 08:00	0	0	0	0	0
12/06/2014 09:00	0	0	0	0	0
12/06/2014 10:00	0	0	0	0	0
12/06/2014 11:00	0	0	0	0	0
12/06/2014 12:00	0	0	0	0	0
12/06/2014 13:00	0	0	0	0	0
12/06/2014 14:00	0	0	0	0	0
12/06/2014 15:00	0	0	0	0	0
12/06/2014 16:00	0	0	0	0	0
12/06/2014 17:00	0	0	0	0	0
12/06/2014 18:00	0	0	0	0	0
12/06/2014 19:00	0	0	0	0	0
12/06/2014 20:00	0	0	0	0	0
12/06/2014 21:00	0	0	0	0	0
12/06/2014 22:00	0	0	0	0	0
12/06/2014 23:00	0	0	0	0	0
12/07/2014 00:00	0	0	0	0	0
12/07/2014 01:00	0	0	0	0	0
12/07/2014 02:00	0	0	0	0	0
12/07/2014 03:00	0	0	0	0	0
12/07/2014 04:00	0	0	0	0	0
12/07/2014 05:00	0	0	0	0	0
12/07/2014 06:00	0	0	0	0	0
12/07/2014 07:00	0	0	0	0	0
12/07/2014 08:00	0	0	0	0	0
12/07/2014 09:00	0	0	0	0	0
12/07/2014 10:00	0	0	0	0	0
12/07/2014 11:00	0	0	0	0	0
12/07/2014 12:00	0	0	0	0	0
12/07/2014 13:00	0	0	0	0	0
12/07/2014 14:00	0	0	0	0	0
12/07/2014 15:00	0	0	0	0	0
12/07/2014 16:00	0	0	0	0	0
12/07/2014 17:00	0	0	0	0	0
12/07/2014 18:00	0	0	0	0	0
12/07/2014 19:00	0	0	0	0	0
12/07/2014 20:00	0	0	0	0	0
12/07/2014 21:00	0	0	0	0	0
12/07/2014 22:00	0	0	0	0	0
12/07/2014 23:00	0	0	0	0	0
12/08/2014 00:00	0	0	0	0	0
12/08/2014 01:00	0	0	0	0	0
12/08/2014 02:00	0	0	0	0	0
12/08/2014 03:00	0	0	0	0	0
12/08/2014 04:00	0	0	0	0	0
12/08/2014 05:00	0	0	0	0	0
12/08/2014 06:00	0	0	0	0	0
12/08/2014 07:00	0	0	0	0	0
12/08/2014 08:00	0	0	0	0	0
12/08/2014 09:00	0	0	0	0	0
12/08/2014 10:00	0	0	0	0	0
12/08/2014 11:00	0	0	0	0	0
12/08/2014 12:00	0	0	0	0	0
12/08/2014 13:00	0	0	0	0	0

	Unit 1 (Part 75 Data)	Unit 1 (Part 60 Data)	Unit 2 (Part 75 Data)	Unit 2 (Part 60 Data)	Units 1&2 Combined
	SO2_LbPerHr	SO2_P60_LbPerHr	SO2_LbPerHr	SO2_P60_LbPerHr	(Part 60 Data)
	1H	1H	1H	1H	
Time	Value	Value	Value	Value	
12/08/2014 14:00	0	0	0	0	0
12/08/2014 15:00	0	0	2.7	2.6	2.6
12/08/2014 16:00	0	0	0	0	0
12/08/2014 17:00	0	0	0.9	0.9	0.9
12/08/2014 18:00	0	0	1.8	1.7	1.7
12/08/2014 19:00	0	0	12.5	11.2	11.2
12/08/2014 20:00	0	0	49.8	43.2	43.2
12/08/2014 21:00	0	0	88.7	77.4	77.4
12/08/2014 22:00	0	0	184.7	161	161
12/08/2014 23:00	0	0	223.7	195.4	195.4
12/09/2014 00:00	0	0	147.7	128.7	128.7
12/09/2014 01:00	0	0	103.3	90.4	90.4
12/09/2014 02:00	0	0	375.4	328.1	328.1
12/09/2014 03:00	0	0	368.5	322.4	322.4
12/09/2014 04:00	0	0	722.2	631.4	631.4
12/09/2014 05:00	0	0	1090.6	953.1	953.1
12/09/2014 06:00	0	0	824.3	720.6	720.6
12/09/2014 07:00	0	0	924.1	806.9	806.9
12/09/2014 08:00	0	0	956.9	836.7	836.7
12/09/2014 09:00	0	0	978	855	855
12/09/2014 10:00	0	0	841	734.1	734.1
12/09/2014 11:00	0	0	1092.2	953.8	953.8
12/09/2014 12:00	0	0	950.9	830.7	830.7
12/09/2014 13:00	0	0	989.3	864.4	864.4
12/09/2014 14:00	0	0	964.8	843	843
12/09/2014 15:00	0	0	933.4	816.3	816.3
12/09/2014 16:00	0	0	923.4	807.5	807.5
12/09/2014 17:00	0	0	966.4	844.6	844.6
12/09/2014 18:00	0	0	914.9	799.2	799.2
12/09/2014 19:00	0	0	840.9	734	734
12/09/2014 20:00	0	0	877.3	766.4	766.4
12/09/2014 21:00	0	0	480.2	419	419
12/09/2014 22:00	0	0	718.8	627.9	627.9
12/09/2014 23:00	0	0	674.8	589.3	589.3
12/10/2014 00:00	0	0	777.8	680	680
12/10/2014 01:00	0	0	550.7	481.1	481.1
12/10/2014 02:00	0	0	638.4	557.9	557.9
12/10/2014 03:00	0	0	706.7	617.3	617.3
12/10/2014 04:00	0	0	755.6	659.7	659.7
12/10/2014 05:00	0	0	832.6	727.2	727.2
12/10/2014 06:00	0	0	926.6	808.9	808.9
12/10/2014 07:00	0	0	871.3	762.1	762.1
12/10/2014 08:00	0	0	873.4	763.2	763.2
12/10/2014 09:00	0	0	840.8	734.7	734.7
12/10/2014 10:00	0	0	893.9	781.3	781.3
12/10/2014 11:00	0	0	846.8	740.1	740.1
12/10/2014 12:00	0	0	919.4	803.9	803.9
12/10/2014 13:00	0	0	986.8	862.2	862.2
12/10/2014 14:00	0	0	963.9	841.5	841.5
12/10/2014 15:00	0	0	1070.2	934.3	934.3
12/10/2014 16:00	0	0	1192.8	1042	1042
12/10/2014 17:00	0	0	1157.5	1011.4	1011.4
12/10/2014 18:00	0	0	1231.6	1075.8	1075.8
12/10/2014 19:00	0	0	1201	1049.6	1049.6
12/10/2014 20:00	0	0	1267.7	1107.3	1107.3
12/10/2014 21:00	0	0	1235.4	1079.5	1079.5
12/10/2014 22:00	0	0	1114.8	974.1	974.1
12/10/2014 23:00	0	0	967.7	845.4	845.4
12/11/2014 00:00	0	0	737.6	645	645
12/11/2014 01:00	0	0	544.2	475.2	475.2
12/11/2014 02:00	0	0	625.5	546.4	546.4
12/11/2014 03:00	0	0	479.1	418.1	418.1
12/11/2014 04:00	0	0	677.6	592.6	592.6
12/11/2014 05:00	0	0	511.1	446.1	446.1
12/11/2014 06:00	0	0	1255.3	1096.9	1096.9

	Unit 1 (Part 75 Data)	Unit 1 (Part 60 Data)	Unit 2 (Part 75 Data)	Unit 2 (Part 60 Data)	Units 1&2 Combined
	SO2_LbPerHr	SO2_P60_LbPerHr	SO2_LbPerHr	SO2_P60_LbPerHr	(Part 60 Data)
	1H	1H	1H	1H	
Time	Value	Value	Value	Value	
12/11/2014 07:00	0	0	819.9	717	717
12/11/2014 08:00	0	0	644.5	562.8	562.8
12/11/2014 09:00	0	0	661.9	578	578
12/11/2014 10:00	18715.1	0	769.4	673.1	673.1
12/11/2014 11:00	0	0	746.7	651.6	651.6
12/11/2014 12:00	0	0	660.1	577.2	577.2
12/11/2014 13:00	0	0	634.4	554.3	554.3
12/11/2014 14:00	0	0	609.5	533.3	533.3
12/11/2014 15:00	0	0	705.9	616.3	616.3
12/11/2014 16:00	0	0	743.5	649.7	649.7
12/11/2014 17:00	0	0	791	690.4	690.4
12/11/2014 18:00	0	0	682.7	597.1	597.1
12/11/2014 19:00	0	0	784.3	684.5	684.5
12/11/2014 20:00	0	0	746.8	652.6	652.6
12/11/2014 21:00	0	0	818.8	716.3	716.3
12/11/2014 22:00	0	0	777.3	678.8	678.8
12/11/2014 23:00	0	0	586.1	511.7	511.7
12/12/2014 00:00	0	0	339.2	295.9	295.9
12/12/2014 01:00	0	0	305	266.1	266.1
12/12/2014 02:00	0	0	242.8	212.6	212.6
12/12/2014 03:00	0	0	285.1	249.5	249.5
12/12/2014 04:00	0	0	320.5	279.7	279.7
12/12/2014 05:00	0	0	570.4	498.7	498.7
12/12/2014 06:00	0	0	1380.3	1206.5	1206.5
12/12/2014 07:00	0	0	1165	1017.8	1017.8
12/12/2014 08:00	0	0	1001.6	876	876
12/12/2014 09:00	0	0	1188.9	1039.5	1039.5
12/12/2014 10:00	0	0	1231.2	1075.2	1075.2
12/12/2014 11:00	0	0	1065.2	930.2	930.2
12/12/2014 12:00	0	0	1104	965.2	965.2
12/12/2014 13:00	0	0	1073.1	937.3	937.3
12/12/2014 14:00	0	0	1146.6	1002.9	1002.9
12/12/2014 15:00	0	0	904.4	790.4	790.4
12/12/2014 16:00	0	0	1299	1134.9	1134.9
12/12/2014 17:00	0	0	1261.5	1101.7	1101.7
12/12/2014 18:00	0	0	1129.9	988.1	988.1
12/12/2014 19:00	0	0	1127.3	985.2	985.2
12/12/2014 20:00	0	0	1240.6	1083.8	1083.8
12/12/2014 21:00	0	0	1168.4	1020.1	1020.1
12/12/2014 22:00	0	0	1151.4	1006.1	1006.1
12/12/2014 23:00	0	0	1098.2	959	959
12/13/2014 00:00	0	0	674.5	589.9	589.9
12/13/2014 01:00	0	0	473.9	413.9	413.9
12/13/2014 02:00	0	0	491.3	429.2	429.2
12/13/2014 03:00	0	0	523.2	457.3	457.3
12/13/2014 04:00	0	0	541.8	473.8	473.8
12/13/2014 05:00	0	0	716.2	625.5	625.5
12/13/2014 06:00	0	0	1493.5	1305.3	1305.3
12/13/2014 07:00	0	0	1169.2	1021.8	1021.8
12/13/2014 08:00	0	0	1255.7	1096.8	1096.8
12/13/2014 09:00	0	0	1084.4	948.2	948.2
12/13/2014 10:00	0	0	1138.1	993.9	993.9
12/13/2014 11:00	0	0	915.2	800.2	800.2
12/13/2014 12:00	0	0	1036.1	905.2	905.2
12/13/2014 13:00	0	0	967.6	845.8	845.8
12/13/2014 14:00	0	0	955.5	834.4	834.4
12/13/2014 15:00	0	0	1006.7	879.9	879.9
12/13/2014 16:00	0	0	1109.5	970	970
12/13/2014 17:00	0	0	1186.1	1036.4	1036.4
12/13/2014 18:00	0	0	903.1	789.1	789.1
12/13/2014 19:00	0	0	1018.1	889	889
12/13/2014 20:00	0	0	1147.5	1001.8	1001.8
12/13/2014 21:00	0	0	963.5	841.5	841.5
12/13/2014 22:00	0	0	1073.1	937.8	937.8
12/13/2014 23:00	0	0	840.6	735.1	735.1

	Unit 1 (Part 75 Data)	Unit 1 (Part 60 Data)	Unit 2 (Part 75 Data)	Unit 2 (Part 60 Data)	Units 1&2 Combined
	SO2_LbPerHr	SO2_P60_LbPerHr	SO2_LbPerHr	SO2_P60_LbPerHr	(Part 60 Data)
	1H	1H	1H	1H	
Time	Value	Value	Value	Value	
12/14/2014 00:00	0	0	872.1	762.3	762.3
12/14/2014 01:00	0	0	669.3	584.8	584.8
12/14/2014 02:00	0	0	644.8	563	563
12/14/2014 03:00	0	0	475.7	416	416
12/14/2014 04:00	0	0	443.8	387.7	387.7
12/14/2014 05:00	0	0	704	614.7	614.7
12/14/2014 06:00	0	0	1225.6	1070.7	1070.7
12/14/2014 07:00	0	0	1088.4	951	951
12/14/2014 08:00	0	0	1141.1	996.9	996.9
12/14/2014 09:00	0	0	1140.4	996.7	996.7
12/14/2014 10:00	0	0	1084.6	948.2	948.2
12/14/2014 11:00	0	0	942.7	823.1	823.1
12/14/2014 12:00	0	0	1000.4	873.6	873.6
12/14/2014 13:00	0	0	928.8	811.4	811.4
12/14/2014 14:00	0	0	1015.7	888	888
12/14/2014 15:00	0	0	920.3	804.7	804.7
12/14/2014 16:00	0	0	1111.6	970.9	970.9
12/14/2014 17:00	0	0	1167.1	1020.7	1020.7
12/14/2014 18:00	0	0	1129.9	986.9	986.9
12/14/2014 19:00	0	0	1098.4	959.6	959.6
12/14/2014 20:00	0	0	1385.2	1210.8	1210.8
12/14/2014 21:00	0	0	758.2	662.5	662.5
12/14/2014 22:00	0	0	851.6	743.6	743.6
12/14/2014 23:00	0	0	1022.7	894.3	894.3
12/15/2014 00:00	0	0	582	508.5	508.5
12/15/2014 01:00	0	0	695.4	607.9	607.9
12/15/2014 02:00	0	0	629.4	550.5	550.5
12/15/2014 03:00	0	0	614.7	537.3	537.3
12/15/2014 04:00	0	0	1036.4	905.7	905.7
12/15/2014 05:00	0	0	925.8	809	809
12/15/2014 06:00	0	0	1129.5	986.8	986.8
12/15/2014 07:00	0	0	1323	1156.6	1156.6
12/15/2014 08:00	0	0	1130	987	987
12/15/2014 09:00	0	0	1043.7	911.6	911.6
12/15/2014 10:00	0	0	1066.1	932.3	932.3
12/15/2014 11:00	0	0	960.1	839.4	839.4
12/15/2014 12:00	0	0	1061.5	928	928
12/15/2014 13:00	0	0	982.4	859.1	859.1
12/15/2014 14:00	0	0	959.6	838.5	838.5
12/15/2014 15:00	0	0	1001.6	875.6	875.6
12/15/2014 16:00	0	0	1067.2	933	933
12/15/2014 17:00	0	0	1439.9	1258.3	1258.3
12/15/2014 18:00	0	0	1150.7	1005.2	1005.2
12/15/2014 19:00	0	0	1151.9	1007.1	1007.1
12/15/2014 20:00	0	0	1252.4	1094.4	1094.4
12/15/2014 21:00	0	0	1206.6	1054.5	1054.5
12/15/2014 22:00	0	0	897.2	783.6	783.6
12/15/2014 23:00	0	0	824.1	720.1	720.1
12/16/2014 00:00	0	0	702.1	613.8	613.8
12/16/2014 01:00	0	0	585.7	511.9	511.9
12/16/2014 02:00	0	0	637.7	556.7	556.7
12/16/2014 03:00	0	0	665.9	581.5	581.5
12/16/2014 04:00	0	0	738.5	645	645
12/16/2014 05:00	0	0	957.5	837.3	837.3
12/16/2014 06:00	0	0	1095.6	957.1	957.1
12/16/2014 07:00	0	0	1136.3	992.2	992.2
12/16/2014 08:00	0	0	755.9	660.1	660.1
12/16/2014 09:00	0	0	976.3	852.5	852.5
12/16/2014 10:00	0	0	802.6	701.8	701.8
12/16/2014 11:00	0	0	970.7	848.7	848.7
12/16/2014 12:00	0	0	847.8	740.5	740.5
12/16/2014 13:00	0	0	876	765.8	765.8
12/16/2014 14:00	0	0	901.2	786.7	786.7
12/16/2014 15:00	0	0	992.8	868.2	868.2
12/16/2014 16:00	0	0	929.7	812.5	812.5

	Unit 1 (Part 75 Data)	Unit 1 (Part 60 Data)	Unit 2 (Part 75 Data)	Unit 2 (Part 60 Data)	Units 1&2 Combined
	SO2_LbPerHr	SO2_P60_LbPerHr	SO2_LbPerHr	SO2_P60_LbPerHr	(Part 60 Data)
	1H	1H	1H	1H	
Time	Value	Value	Value	Value	
12/16/2014 17:00	0	0	934.2	816.6	816.6
12/16/2014 18:00	0	0	1297.8	1133.6	1133.6
12/16/2014 19:00	0	0	913.8	798.5	798.5
12/16/2014 20:00	0	0	951.6	831.1	831.1
12/16/2014 21:00	0	0	1170.1	1022.2	1022.2
12/16/2014 22:00	0	0	671.3	587.3	587.3
12/16/2014 23:00	0	0	955.2	835.3	835.3
12/17/2014 00:00	0	0	566.4	495.5	495.5
12/17/2014 01:00	0	0	668.5	583.9	583.9
12/17/2014 02:00	0	0	533.9	466	466
12/17/2014 03:00	0	0	388.6	339.2	339.2
12/17/2014 04:00	0	0	427.3	373.8	373.8
12/17/2014 05:00	0	0	728.6	637.1	637.1
12/17/2014 06:00	0	0	1008.8	882.2	882.2
12/17/2014 07:00	0	0	1256.8	1098.7	1098.7
12/17/2014 08:00	0	0	960.4	838.6	838.6
12/17/2014 09:00	0	0	1016.7	888	888
12/17/2014 10:00	0	0	942.9	823.7	823.7
12/17/2014 11:00	0	0	1083.5	946.3	946.3
12/17/2014 12:00	0	0	999.1	873.6	873.6
12/17/2014 13:00	0	0	890.1	777.8	777.8
12/17/2014 14:00	0	0	736.3	643.2	643.2
12/17/2014 15:00	0	0	984.1	859.6	859.6
12/17/2014 16:00	0	0	993.4	867.9	867.9
12/17/2014 17:00	0	0	1151	1006.7	1006.7
12/17/2014 18:00	0	0	966	843.8	843.8
12/17/2014 19:00	0	0	1018.9	890.7	890.7
12/17/2014 20:00	0	0	1062	928.3	928.3
12/17/2014 21:00	0	0	1056.2	922.3	922.3
12/17/2014 22:00	0	0	1003.8	876.5	876.5
12/17/2014 23:00	0	0	954.4	834.3	834.3
12/18/2014 00:00	0	0	612.5	535	535
12/18/2014 01:00	0	0	401.6	350.7	350.7
12/18/2014 02:00	0	0	417.7	364.9	364.9
12/18/2014 03:00	0	0	378.4	330.5	330.5
12/18/2014 04:00	0	0	435.6	380.1	380.1
12/18/2014 05:00	0	0	726.1	635.1	635.1
12/18/2014 06:00	0	0	1010.5	882.9	882.9
12/18/2014 07:00	0	0	1082	946.3	946.3
12/18/2014 08:00	0	0	958.3	838	838
12/18/2014 09:00	0	0	1039.7	908.7	908.7
12/18/2014 10:00	0	0	1070	935.6	935.6
12/18/2014 11:00	0	0	1005.8	878.1	878.1
12/18/2014 12:00	0	0	1064.5	929.6	929.6
12/18/2014 13:00	0	0	1031	900.8	900.8
12/18/2014 14:00	0	0	1026.2	895.9	895.9
12/18/2014 15:00	0	0	1050.8	917.7	917.7
12/18/2014 16:00	0	0	1038.6	906.8	906.8
12/18/2014 17:00	0	0	1093.4	956	956
12/18/2014 18:00	0	0	1083.2	946.9	946.9
12/18/2014 19:00	0	0	1078.1	942.6	942.6
12/18/2014 20:00	0	0	1037.4	906.1	906.1
12/18/2014 21:00	0	0	1025.8	896.7	896.7
12/18/2014 22:00	0	0	1004.5	876.9	876.9
12/18/2014 23:00	0	0	871	760.3	760.3
12/19/2014 00:00	0	0	861	752.9	752.9
12/19/2014 01:00	0	0	905.3	791.7	791.7
12/19/2014 02:00	0	0	857.2	748.8	748.8
12/19/2014 03:00	0	0	858.3	749.6	749.6
12/19/2014 04:00	0	0	897.2	783.3	783.3
12/19/2014 05:00	0	0	886.4	774.2	774.2
12/19/2014 06:00	0	0	1205.1	1053.7	1053.7
12/19/2014 07:00	0	0	1080.4	944.2	944.2
12/19/2014 08:00	0	0	745.5	651.8	651.8
12/19/2014 09:00	0	0	1086	949.8	949.8

	Unit 1 (Part 75 Data)	Unit 1 (Part 60 Data)	Unit 2 (Part 75 Data)	Unit 2 (Part 60 Data)	Units 1&2 Combined
	SO2_LbPerHr	SO2_P60_LbPerHr	SO2_LbPerHr	SO2_P60_LbPerHr	(Part 60 Data)
	1H	1H	1H	1H	
Time	Value	Value	Value	Value	
12/19/2014 10:00	0	0	1038.9	907.9	907.9
12/19/2014 11:00	0	0	962	840.6	840.6
12/19/2014 12:00	0	0	992.7	868	868
12/19/2014 13:00	0	0	916.1	801.2	801.2
12/19/2014 14:00	0	0	949.1	829.9	829.9
12/19/2014 15:00	0	0	1081.5	945.8	945.8
12/19/2014 16:00	0	0	950.1	830.6	830.6
12/19/2014 17:00	0	0	970	848.2	848.2
12/19/2014 18:00	0	0	949	829.6	829.6
12/19/2014 19:00	0	0	918.3	803.2	803.2
12/19/2014 20:00	0	0	920.5	804.7	804.7
12/19/2014 21:00	0	0	904.6	790	790
12/19/2014 22:00	0	0	844.8	738.8	738.8
12/19/2014 23:00	0	0	785.5	686.3	686.3
12/20/2014 00:00	0	0	415.7	362.6	362.6
12/20/2014 01:00	0	0	109.2	95.2	95.2
12/20/2014 02:00	0	0	55.5	48.6	48.6
12/20/2014 03:00	0	0	67.3	58.7	58.7
12/20/2014 04:00	0	0	168.3	147.5	147.5
12/20/2014 05:00	0	0	427.7	373.4	373.4
12/20/2014 06:00	0	0	615.5	537.5	537.5
12/20/2014 07:00	0	0	790.7	690.7	690.7
12/20/2014 08:00	0	0	812.1	710	710
12/20/2014 09:00	0	0	808.6	706.9	706.9
12/20/2014 10:00	0	0	975.1	851.2	851.2
12/20/2014 11:00	0	0	945.2	825.7	825.7
12/20/2014 12:00	0	0	859	749.8	749.8
12/20/2014 13:00	0	0	891.5	779	779
12/20/2014 14:00	0	0	910.8	796.6	796.6
12/20/2014 15:00	0	0	919.7	802.8	802.8
12/20/2014 16:00	0	0	897.6	785.1	785.1
12/20/2014 17:00	0	0	884.8	772.3	772.3
12/20/2014 18:00	0	0	901.6	788.4	788.4
12/20/2014 19:00	0	0	865.1	755.1	755.1
12/20/2014 20:00	0	0	886.3	773.8	773.8
12/20/2014 21:00	0	0	903.8	789.3	789.3
12/20/2014 22:00	0	0	841.9	735.7	735.7
12/20/2014 23:00	0	0	703	614.6	614.6
12/21/2014 00:00	0	0	582.2	509.4	509.4
12/21/2014 01:00	0	0	288.8	252.6	252.6
12/21/2014 02:00	0	0	329	288	288
12/21/2014 03:00	0	0	228.5	199.5	199.5
12/21/2014 04:00	0	0	159.2	138.7	138.7
12/21/2014 05:00	0	0	306.8	268.2	268.2
12/21/2014 06:00	0	0	800.2	699.7	699.7
12/21/2014 07:00	0	0	686.5	599.4	599.4
12/21/2014 08:00	0	0	809.2	707.5	707.5
12/21/2014 09:00	0	0	903.5	789.4	789.4
12/21/2014 10:00	0	0	595.1	520	520
12/21/2014 11:00	0	0	823.1	718.9	718.9
12/21/2014 12:00	0	0	727.5	635.3	635.3
12/21/2014 13:00	0	0	677.9	593	593
12/21/2014 14:00	0	0	677.1	592.2	592.2
12/21/2014 15:00	0	0	686.8	599.9	599.9
12/21/2014 16:00	0	0	730	637.3	637.3
12/21/2014 17:00	0	0	785	685.6	685.6
12/21/2014 18:00	0	0	947.7	828.1	828.1
12/21/2014 19:00	0	0	781.8	683	683
12/21/2014 20:00	0	0	817.2	713.6	713.6
12/21/2014 21:00	0	0	790.5	689.9	689.9
12/21/2014 22:00	0	0	413.4	361.6	361.6
12/21/2014 23:00	0	0	238.9	208.2	208.2
12/22/2014 00:00	0	0	147.3	128.7	128.7
12/22/2014 01:00	0	0	199	173.7	173.7
12/22/2014 02:00	0	0	285.5	249.5	249.5

	Unit 1 (Part 75 Data)	Unit 1 (Part 60 Data)	Unit 2 (Part 75 Data)	Unit 2 (Part 60 Data)	Units 1&2 Combined
	SO2_LbPerHr	SO2_P60_LbPerHr	SO2_LbPerHr	SO2_P60_LbPerHr	(Part 60 Data)
	1H	1H	1H	1H	
Time	Value	Value	Value	Value	
12/22/2014 03:00	0	0	370.2	323.2	323.2
12/22/2014 04:00	0	0	361.9	316.2	316.2
12/22/2014 05:00	0	0	437.3	382.6	382.6
12/22/2014 06:00	0	0	686.1	599.6	599.6
12/22/2014 07:00	0	0	730.4	638.9	638.9
12/22/2014 08:00	0	0	753.5	658.8	658.8
12/22/2014 09:00	0	0	596.4	521.9	521.9
12/22/2014 10:00	0	0	534.7	467.9	467.9
12/22/2014 11:00	0	0	383.3	335.4	335.4
12/22/2014 12:00	0	0	286.5	250.5	250.5
12/22/2014 13:00	0	0	249.2	217.9	217.9
12/22/2014 14:00	0	0	148.9	130.1	130.1
12/22/2014 15:00	0	0	124.1	107.7	107.7
12/22/2014 16:00	0	0	342	299.5	299.5
12/22/2014 17:00	0	0	637.3	556.3	556.3
12/22/2014 18:00	0	0	760.3	664.4	664.4
12/22/2014 19:00	0	0	989.7	864.2	864.2
12/22/2014 20:00	0	0	690.3	602.4	602.4
12/22/2014 21:00	0	0	672.5	588.2	588.2
12/22/2014 22:00	0	0	747.7	652.7	652.7
12/22/2014 23:00	0	0	771	673.9	673.9
12/23/2014 00:00	0	0	873.6	763.7	763.7
12/23/2014 01:00	0	0	760.8	664.4	664.4
12/23/2014 02:00	0	0	794.7	694.4	694.4
12/23/2014 03:00	18715.1	0	797.5	696.8	696.8
12/23/2014 04:00	0	0	793.3	693.3	693.3
12/23/2014 05:00	0	0	815.8	713.3	713.3
12/23/2014 06:00	0	0	826.4	721.4	721.4
12/23/2014 07:00	8.5	0	807.2	705.8	705.8
12/23/2014 08:00	9.3	0	785.7	686.7	686.7
12/23/2014 09:00	16.3	0	816.5	713.5	713.5
12/23/2014 10:00	25.9	25.9	788.4	689.4	715.3
12/23/2014 11:00	17	17	787.2	687.5	704.5
12/23/2014 12:00	18.7	18.7	801.5	701.1	719.8
12/23/2014 13:00	14.7	14.7	796.1	696	710.7
12/23/2014 14:00	9	9	883.2	772.1	781.1
12/23/2014 15:00	0	0	815.6	712.6	712.6
12/23/2014 16:00	0	0	793.3	693	693
12/23/2014 17:00	0	0	805.6	704.7	704.7
12/23/2014 18:00	0	0	811.4	709.8	709.8
12/23/2014 19:00	0	0	792.8	693.5	693.5
12/23/2014 20:00	0	0	800.7	700.4	700.4
12/23/2014 21:00	0	0	785.3	685.7	685.7
12/23/2014 22:00	0	0	728.9	637.5	637.5
12/23/2014 23:00	0	0	772.1	674.8	674.8
12/24/2014 00:00	3.8	3.8	802.4	700.4	704.2
12/24/2014 01:00	92.7	92.7	801.8	701.1	793.8
12/24/2014 02:00	210.5	210.5	708.7	619.4	829.9
12/24/2014 03:00	484.8	484.8	537	468.6	953.4
12/24/2014 04:00	487.5	487.5	301.7	263.1	750.6
12/24/2014 05:00	248.9	248.9	302.9	264.4	513.3
12/24/2014 06:00	125.6	125.6	328.5	287.2	412.8
12/24/2014 07:00	185.8	185.8	512.2	447.4	633.2
12/24/2014 08:00	486.5	486.5	588.7	514.2	1000.7
12/24/2014 09:00	566.3	566.3	864.4	754.6	1320.9
12/24/2014 10:00	595.7	595.7	1032.8	902.2	1497.9
12/24/2014 11:00	542.9	542.9	865	755.8	1298.7
12/24/2014 12:00	519.4	519.4	814	712	1231.4
12/24/2014 13:00	470.2	470.2	739.1	646.5	1116.7
12/24/2014 14:00	318.8	318.8	573.7	501.6	820.4
12/24/2014 15:00	254.7	254.7	451.6	395.1	649.8
12/24/2014 16:00	241.3	241.3	360.7	315.5	556.8
12/24/2014 17:00	347	347	298.4	260.9	607.9
12/24/2014 18:00	298.5	298.5	231.4	202.3	500.8
12/24/2014 19:00	160.2	160.2	137	120.1	280.3

	Unit 1 (Part 75 Data)	Unit 1 (Part 60 Data)	Unit 2 (Part 75 Data)	Unit 2 (Part 60 Data)	Units 1&2 Combined
	SO2_LbPerHr	SO2_P60_LbPerHr	SO2_LbPerHr	SO2_P60_LbPerHr	(Part 60 Data)
	1H	1H	1H	1H	
Time	Value	Value	Value	Value	
12/24/2014 20:00	119.4	119.4	88.7	78	197.4
12/24/2014 21:00	147.8	147.8	104.6	92	239.8
12/24/2014 22:00	165.4	165.4	162.5	141.4	306.8
12/24/2014 23:00	148	148	215.6	187.9	335.9
12/25/2014 00:00	150	150	288.4	251.7	401.7
12/25/2014 01:00	150.7	150.7	327.2	285.4	436.1
12/25/2014 02:00	150.2	150.2	328.2	286.5	436.7
12/25/2014 03:00	166.7	166.7	326.7	285.2	451.9
12/25/2014 04:00	162.8	162.8	340.9	297.5	460.3
12/25/2014 05:00	163.3	163.3	360.6	315.1	478.4
12/25/2014 06:00	159.9	159.9	359.3	313.8	473.7
12/25/2014 07:00	170.8	170.8	366.6	320.6	491.4
12/25/2014 08:00	482.9	482.9	408.5	357.1	840
12/25/2014 09:00	466	466	407.6	355.7	821.7
12/25/2014 10:00	473.1	473.1	380.9	333.1	806.2
12/25/2014 11:00	465.4	465.4	356.2	311.1	776.5
12/25/2014 12:00	253.3	253.3	435.9	380.6	633.9
12/25/2014 13:00	203.2	203.2	429.2	374.8	578
12/25/2014 14:00	264.9	264.9	499.3	436.3	701.2
12/25/2014 15:00	296.3	296.3	345.1	301.3	597.6
12/25/2014 16:00	234.4	234.4	321.5	280.8	515.2
12/25/2014 17:00	286	286	354.8	310.3	596.3
12/25/2014 18:00	346.8	346.8	460.1	401.7	748.5
12/25/2014 19:00	296.9	296.9	360.6	314.5	611.4
12/25/2014 20:00	356.4	356.4	438.9	383.2	739.6
12/25/2014 21:00	511.8	511.8	579.8	506.6	1018.4
12/25/2014 22:00	474.3	474.3	540.7	472.8	947.1
12/25/2014 23:00	354.2	354.2	486.4	424.9	779.1
12/26/2014 00:00	214.1	214.1	265.9	232.6	446.7
12/26/2014 01:00	224.6	224.6	285.7	249.2	473.8
12/26/2014 02:00	238.4	238.4	291.7	254.9	493.3
12/26/2014 03:00	324.4	324.4	316.4	276.1	600.5
12/26/2014 04:00	347.4	347.4	325	283.9	631.3
12/26/2014 05:00	410.9	410.9	385.6	337	747.9
12/26/2014 06:00	368.9	368.9	427.4	373.6	742.5
12/26/2014 07:00	519.7	519.7	723.7	632.2	1151.9
12/26/2014 08:00	601.8	601.8	576.5	504.3	1106.1
12/26/2014 09:00	342	342	578.7	505.8	847.8
12/26/2014 10:00	480.7	480.7	616	537.7	1018.4
12/26/2014 11:00	368.8	368.8	594.5	520	888.8
12/26/2014 12:00	310.8	310.8	437.7	382.7	693.5
12/26/2014 13:00	317.8	317.8	379.4	331.6	649.4
12/26/2014 14:00	347	347	349.8	305.9	652.9
12/26/2014 15:00	339.8	339.8	331.4	289.3	629.1
12/26/2014 16:00	390.7	390.7	410.8	359.5	750.2
12/26/2014 17:00	734.1	734.1	1198.3	1046.7	1780.8
12/26/2014 18:00	749.3	749.3	1184.5	1035.8	1785.1
12/26/2014 19:00	609.5	609.5	700.8	612	1221.5
12/26/2014 20:00	579.5	579.5	929.8	813	1392.5
12/26/2014 21:00	574.2	574.2	909.4	795	1369.2
12/26/2014 22:00	440	440	652.2	570.6	1010.6
12/26/2014 23:00	361.3	361.3	685.6	599.5	960.8
12/27/2014 00:00	377.6	377.6	451.3	393.9	771.5
12/27/2014 01:00	362.2	362.2	403.4	352.7	714.9
12/27/2014 02:00	359.8	359.8	425.4	371.5	731.3
12/27/2014 03:00	437.1	437.1	554.7	485	922.1
12/27/2014 04:00	450.7	450.7	553	483.2	933.9
12/27/2014 05:00	593.1	593.1	692.1	604.5	1197.6
12/27/2014 06:00	461.9	461.9	620.6	542.7	1004.6
12/27/2014 07:00	425.8	425.8	561.1	490.1	915.9
12/27/2014 08:00	438.2	438.2	622.8	544.3	982.5
12/27/2014 09:00	429.2	429.2	569.7	497.7	926.9
12/27/2014 10:00	414	414	561.8	491.2	905.2
12/27/2014 11:00	387.3	387.3	606.3	529.6	916.9
12/27/2014 12:00	427	427	505.3	441.2	868.2

	Unit 1 (Part 75 Data)	Unit 1 (Part 60 Data)	Unit 2 (Part 75 Data)	Unit 2 (Part 60 Data)	Units 1&2 Combined
	SO2_LbPerHr	SO2_P60_LbPerHr	SO2_LbPerHr	SO2_P60_LbPerHr	(Part 60 Data)
	1H	1H	1H	1H	
Time	Value	Value	Value	Value	
12/27/2014 13:00	378.3	378.3	424.9	371.7	750
12/27/2014 14:00	362	362	489.5	428.3	790.3
12/27/2014 15:00	379.6	379.6	489.9	428.2	807.8
12/27/2014 16:00	437.6	437.6	544.8	476.4	914
12/27/2014 17:00	460	460	668.5	583.5	1043.5
12/27/2014 18:00	391.3	391.3	543.2	475.3	866.6
12/27/2014 19:00	435.1	435.1	586.8	513.4	948.5
12/27/2014 20:00	440.7	440.7	602.5	527	967.7
12/27/2014 21:00	424.6	424.6	528	460.7	885.3
12/27/2014 22:00	370.9	370.9	508.5	444.7	815.6
12/27/2014 23:00	367.2	367.2	438.1	383	750.2
12/28/2014 00:00	365.4	365.4	458.8	401	766.4
12/28/2014 01:00	361.8	361.8	395.8	345.3	707.1
12/28/2014 02:00	355.5	355.5	348.1	304.3	659.8
12/28/2014 03:00	397.8	397.8	344.7	300.9	698.7
12/28/2014 04:00	362.8	362.8	337.2	294.9	657.7
12/28/2014 05:00	359.8	359.8	332	289.8	649.6
12/28/2014 06:00	367.7	367.7	310.7	272	639.7
12/28/2014 07:00	376.7	376.7	388.3	339	715.7
12/28/2014 08:00	363	363	374.9	327.8	690.8
12/28/2014 09:00	404.4	404.4	433.4	378.3	782.7
12/28/2014 10:00	420.7	420.7	635.6	555.2	975.9
12/28/2014 11:00	417.8	417.8	605	528.6	946.4
12/28/2014 12:00	404.2	404.2	608.6	532.2	936.4
12/28/2014 13:00	400.6	400.6	601.8	526.3	926.9
12/28/2014 14:00	384.9	384.9	512.7	448.1	833
12/28/2014 15:00	403.1	403.1	514.2	449.1	852.2
12/28/2014 16:00	425.9	425.9	505.4	441.7	867.6
12/28/2014 17:00	463.3	463.3	578.6	505.1	968.4
12/28/2014 18:00	444.7	444.7	697.9	609.3	1054
12/28/2014 19:00	455.7	455.7	649.7	567	1022.7
12/28/2014 20:00	447.2	447.2	615.9	538	985.2
12/28/2014 21:00	438.7	438.7	566.2	495.2	933.9
12/28/2014 22:00	391.2	391.2	498.9	435.5	826.7
12/28/2014 23:00	384.9	384.9	436.7	381.6	766.5
12/29/2014 00:00	388.5	388.5	451.3	394.8	783.3
12/29/2014 01:00	360.4	360.4	439.9	383.8	744.2
12/29/2014 02:00	376.8	376.8	401.9	350.6	727.4
12/29/2014 03:00	389.3	389.3	388.7	339.7	729
12/29/2014 04:00	396.3	396.3	482.2	421.3	817.6
12/29/2014 05:00	406.2	406.2	572.6	500.8	907
12/29/2014 06:00	383.6	383.6	659.9	576.8	960.4
12/29/2014 07:00	393.9	393.9	648.4	566.8	960.7
12/29/2014 08:00	385.3	385.3	596.5	521.4	906.7
12/29/2014 09:00	371	371	665	580.8	951.8
12/29/2014 10:00	301.7	301.7	620.8	542.4	844.1
12/29/2014 11:00	481.7	481.7	599.4	523.1	1004.8
12/29/2014 12:00	647.5	647.5	616.2	538.2	1185.7
12/29/2014 13:00	760.6	760.6	612	534.4	1295
12/29/2014 14:00	674.1	674.1	612.3	535.2	1209.3
12/29/2014 15:00	540.1	540.1	649.8	567.5	1107.6
12/29/2014 16:00	332.2	332.2	656.3	573	905.2
12/29/2014 17:00	414.1	414.1	751.5	656.1	1070.2
12/29/2014 18:00	394.7	394.7	653.2	570	964.7
12/29/2014 19:00	419.2	419.2	660.5	577.5	996.7
12/29/2014 20:00	430.5	430.5	688.2	602.1	1032.6
12/29/2014 21:00	426	426	576.3	503.8	929.8
12/29/2014 22:00	392.1	392.1	544.4	475.7	867.8
12/29/2014 23:00	408.1	408.1	558.9	488.7	896.8
12/30/2014 00:00	334.7	334.7	374	326.9	661.6
12/30/2014 01:00	354	354	340.6	297.5	651.5
12/30/2014 02:00	356.4	356.4	262.1	229.2	585.6
12/30/2014 03:00	288.7	288.7	275.2	240.6	529.3
12/30/2014 04:00	360.7	360.7	263.1	230.2	590.9
12/30/2014 05:00	392.8	392.8	426.9	372.6	765.4

	Unit 1 (Part 75 Data)	Unit 1 (Part 60 Data)	Unit 2 (Part 75 Data)	Unit 2 (Part 60 Data)	Units 1&2 Combined
	SO2_LbPerHr	SO2_P60_LbPerHr	SO2_LbPerHr	SO2_P60_LbPerHr	(Part 60 Data)
	1H	1H	1H	1H	
Time	Value	Value	Value	Value	
12/30/2014 06:00	338	338	627.1	548.3	886.3
12/30/2014 07:00	390.6	390.6	609.3	533.1	923.7
12/30/2014 08:00	356.7	356.7	525.3	458.5	815.2
12/30/2014 09:00	381.6	381.6	753	657.2	1038.8
12/30/2014 10:00	645.1	645.1	536.1	468.6	1113.7
12/30/2014 11:00	575.5	575.5	706.5	616.9	1192.4
12/30/2014 12:00	592.9	592.9	533.6	465.7	1058.6
12/30/2014 13:00	431.5	431.5	884.1	771.7	1203.2
12/30/2014 14:00	424.2	424.2	774	676.1	1100.3
12/30/2014 15:00	417.4	417.4	540.4	471.6	889
12/30/2014 16:00	530.2	530.2	634.6	555.1	1085.3
12/30/2014 17:00	600.8	600.8	803.6	702.1	1302.9
12/30/2014 18:00	588.8	588.8	778.7	680	1268.8
12/30/2014 19:00	605.3	605.3	755	659.5	1264.8
12/30/2014 20:00	581.8	581.8	661.4	578.8	1160.6
12/30/2014 21:00	558.3	558.3	719.9	629.6	1187.9
12/30/2014 22:00	563.8	563.8	616.4	539	1102.8
12/30/2014 23:00	580	580	543.6	475.7	1055.7
12/31/2014 00:00	601.9	601.9	438.8	383.4	985.3
12/31/2014 01:00	623.9	623.9	360.4	314.5	938.4
12/31/2014 02:00	600.3	600.3	416.8	363.8	964.1
12/31/2014 03:00	648	648	450.3	394	1042
12/31/2014 04:00	604.9	604.9	398.3	347.5	952.4
12/31/2014 05:00	590.6	590.6	564.4	493.7	1084.3
12/31/2014 06:00	584.2	584.2	496.6	434	1018.2
12/31/2014 07:00	589.2	589.2	623.3	545.3	1134.5
12/31/2014 08:00	589.5	589.5	699.4	611.1	1200.6
12/31/2014 09:00	556.5	556.5	474.5	415.3	971.8
12/31/2014 10:00	553	553	695	606.6	1159.6
12/31/2014 11:00	460.5	460.5	511.9	447.3	907.8
12/31/2014 12:00	451	451	536.2	467.8	918.8
12/31/2014 13:00	453.2	453.2	554.5	484.5	937.7
12/31/2014 14:00	464.3	464.3	557.1	486.5	950.8
12/31/2014 15:00	460	460	539.3	471.2	931.2
12/31/2014 16:00	467.2	467.2	590.2	516.2	983.4
12/31/2014 17:00	457.2	457.2	858.9	751.1	1208.3
12/31/2014 18:00	462.2	462.2	631.2	551.3	1013.5
12/31/2014 19:00	458.9	458.9	555.3	484.8	943.7
12/31/2014 20:00	461.4	461.4	674.1	588.8	1050.2
12/31/2014 21:00	459.9	459.9	690.9	603.1	1063
12/31/2014 22:00	452.8	452.8	506.5	442.6	895.4
12/31/2014 23:00	487.6	487.6	503.7	439.9	927.5
01/01/2015 00:00	463.6	463.6	371.8	325.3	788.9
01/01/2015 01:00	460.5	460.5	276.6	241.2	701.7
01/01/2015 02:00	459	459	379.3	331.6	790.6
01/01/2015 03:00	442.3	442.3	415.8	363.2	805.5
01/01/2015 04:00	436.5	436.5	399.1	348.3	784.8
01/01/2015 05:00	374.5	374.5	487	425.3	799.8
01/01/2015 06:00	322.9	322.9	514.9	450.3	773.2
01/01/2015 07:00	320.3	320.3	432	376.9	697.2
01/01/2015 08:00	320.5	320.5	456.5	399.5	720
01/01/2015 09:00	318.4	318.4	481.5	421.3	739.7
01/01/2015 10:00	319.3	319.3	413.7	361.7	681
01/01/2015 11:00	325.8	325.8	394.5	345.1	670.9
01/01/2015 12:00	326.4	326.4	449.3	392.2	718.6
01/01/2015 13:00	320	320	259	225.8	545.8
01/01/2015 14:00	324	324	381.1	333.2	657.2
01/01/2015 15:00	326.5	326.5	346.8	303.3	629.8
01/01/2015 16:00	330.7	330.7	512.1	447	777.7
01/01/2015 17:00	332.4	332.4	627.8	548.2	880.6
01/01/2015 18:00	321.6	321.6	355.3	310.3	631.9
01/01/2015 19:00	332.3	332.3	466.1	407.1	739.4
01/01/2015 20:00	327.8	327.8	542.8	474.8	802.6
01/01/2015 21:00	328	328	431.1	376	704
01/01/2015 22:00	323.4	323.4	395.3	346	669.4

	Unit 1 (Part 75 Data)	Unit 1 (Part 60 Data)	Unit 2 (Part 75 Data)	Unit 2 (Part 60 Data)	Units 1&2 Combined
	SO2_LbPerHr	SO2_P60_LbPerHr	SO2_LbPerHr	SO2_P60_LbPerHr	(Part 60 Data)
	1H	1H	1H	1H	
Time	Value	Value	Value	Value	
01/01/2015 23:00	326.4	326.4	426	372.7	699.1
01/02/2015 00:00	311.5	311.5	276.5	241.5	553
01/02/2015 01:00	129.5	129.5	241	210.2	339.7
01/02/2015 02:00	0	0	198.3	172.8	172.8
01/02/2015 03:00	0	0	120.6	105.3	105.3
01/02/2015 04:00	0	0	44.5	39.2	39.2
01/02/2015 05:00	0	0	74.5	65.1	65.1
01/02/2015 06:00	0	0	128.3	112.1	112.1
01/02/2015 07:00	0	0	254.2	222	222
01/02/2015 08:00	0	0	476.8	416	416
01/02/2015 09:00	0	0	353.9	308.7	308.7
01/02/2015 10:00	0	0	275.3	240.1	240.1
01/02/2015 11:00	0	0	221.3	192.9	192.9
01/02/2015 12:00	0	0	204.4	178.4	178.4
01/02/2015 13:00	0	0	215.3	187.4	187.4
01/02/2015 14:00	0	0	236.9	206.8	206.8
01/02/2015 15:00	0	0	243.8	213.3	213.3
01/02/2015 16:00	0	0	592.6	517.8	517.8
01/02/2015 17:00	0	0	746.4	651.6	651.6
01/02/2015 18:00	0	0	563	491.2	491.2
01/02/2015 19:00	0	0	569.1	497.1	497.1
01/02/2015 20:00	0	0	599.1	523.1	523.1
01/02/2015 21:00	0	0	567.7	495.9	495.9
01/02/2015 22:00	0	0	569.1	497.9	497.9
01/02/2015 23:00	0	0	593.2	518.3	518.3
01/03/2015 00:00	0	0	341.5	297.8	297.8
01/03/2015 01:00	0	0	359.4	314.3	314.3
01/03/2015 02:00	0	0	268.5	234.1	234.1
01/03/2015 03:00	0	0	242.4	211.4	211.4
01/03/2015 04:00	0	0	220.6	192.8	192.8
01/03/2015 05:00	0	0	277.1	242.4	242.4
01/03/2015 06:00	0	0	640.4	558.9	558.9
01/03/2015 07:00	0	0	695.7	608.2	608.2
01/03/2015 08:00	0	0	684.9	597.8	597.8
01/03/2015 09:00	0	0	703.7	615.2	615.2
01/03/2015 10:00	0	0	844.4	737.8	737.8
01/03/2015 11:00	0	0	855.5	747.2	747.2
01/03/2015 12:00	0	0	1037.3	906.2	906.2
01/03/2015 13:00	0	0	956.9	835.8	835.8
01/03/2015 14:00	0	0	854.5	745.9	745.9
01/03/2015 15:00	0	0	825.4	721	721
01/03/2015 16:00	0	0	979.6	856.5	856.5
01/03/2015 17:00	0	0	1039.9	909.4	909.4
01/03/2015 18:00	0	0	932.6	814.2	814.2
01/03/2015 19:00	0	0	915.4	800.2	800.2
01/03/2015 20:00	0	0	832.4	728	728
01/03/2015 21:00	0	0	714.9	625.4	625.4
01/03/2015 22:00	0	0	553.2	483.5	483.5
01/03/2015 23:00	0	0	348.5	304.7	304.7
01/04/2015 00:00	0	0	267.9	233.6	233.6
01/04/2015 01:00	0	0	294.8	257.1	257.1
01/04/2015 02:00	0	0	311.9	272.3	272.3
01/04/2015 03:00	0	0	369.4	322.3	322.3
01/04/2015 04:00	0	0	362.8	317.2	317.2
01/04/2015 05:00	0	0	381.9	333.8	333.8
01/04/2015 06:00	0	0	357.6	311.9	311.9
01/04/2015 07:00	0	0	382.4	334.7	334.7
01/04/2015 08:00	0	0	381.7	333.9	333.9
01/04/2015 09:00	0	0	383.4	335.1	335.1
01/04/2015 10:00	0	0	407.9	356.7	356.7
01/04/2015 11:00	0	0	386.6	337.8	337.8
01/04/2015 12:00	0	0	485.4	423.8	423.8
01/04/2015 13:00	0	0	603.8	527.1	527.1
01/04/2015 14:00	0	0	676.6	590.5	590.5
01/04/2015 15:00	0	0	599.2	523.7	523.7

	Unit 1 (Part 75 Data)	Unit 1 (Part 60 Data)	Unit 2 (Part 75 Data)	Unit 2 (Part 60 Data)	Units 1&2 Combined
	SO2_LbPerHr	SO2_P60_LbPerHr	SO2_LbPerHr	SO2_P60_LbPerHr	(Part 60 Data)
	1H	1H	1H	1H	
Time	Value	Value	Value	Value	
01/04/2015 16:00	0	0	670.8	585.6	585.6
01/04/2015 17:00	0	0	880.3	769.8	769.8
01/04/2015 18:00	0	0	886.5	775.2	775.2
01/04/2015 19:00	0	0	750.7	656.5	656.5
01/04/2015 20:00	0	0	770	672.6	672.6
01/04/2015 21:00	0	0	528.7	461.3	461.3
01/04/2015 22:00	0	0	368.3	321.2	321.2
01/04/2015 23:00	0	0	192.9	169	169
01/05/2015 00:00	0	0	211.1	184	184
01/05/2015 01:00	0	0	219.6	192.3	192.3
01/05/2015 02:00	0	0	243.9	213.2	213.2
01/05/2015 03:00	0	0	296.1	258.6	258.6
01/05/2015 04:00	0	0	325.7	284.6	284.6
01/05/2015 05:00	0	0	442.2	386.5	386.5
01/05/2015 06:00	0	0	556.2	486.5	486.5
01/05/2015 07:00	0	0	692.8	604.8	604.8
01/05/2015 08:00	0	0	794.5	694.9	694.9
01/05/2015 09:00	0	0	799.9	698.6	698.6
01/05/2015 10:00	0	0	934.9	816.2	816.2
01/05/2015 11:00	0	0	976.1	853.6	853.6
01/05/2015 12:00	0	0	944.5	825.4	825.4
01/05/2015 13:00	0	0	617.7	539.4	539.4
01/05/2015 14:00	0	0	566.6	495.3	495.3
01/05/2015 15:00	0	0	586.2	512.2	512.2
01/05/2015 16:00	0	0	871.1	761.3	761.3
01/05/2015 17:00	0	0	1405.8	1229.3	1229.3
01/05/2015 18:00	0	0	1693.8	1480.8	1480.8
01/05/2015 19:00	0	0	1596.5	1395.8	1395.8
01/05/2015 20:00	0	0	1267.2	1107.6	1107.6
01/05/2015 21:00	0	0	617.6	539	539
01/05/2015 22:00	0	0	586.7	512.5	512.5
01/05/2015 23:00	0	0	533.7	466.9	466.9
01/06/2015 00:00	0	0	518.1	452.5	452.5
01/06/2015 01:00	0	0	331.3	289.4	289.4
01/06/2015 02:00	0	0	399	348.9	348.9
01/06/2015 03:00	0	0	274.6	240	240
01/06/2015 04:00	0	0	274.8	240	240
01/06/2015 05:00	0	0	440.8	384.9	384.9
01/06/2015 06:00	0	0	670.5	585.2	585.2
01/06/2015 07:00	0	0	595.7	520.4	520.4
01/06/2015 08:00	0	0	709.4	619.3	619.3
01/06/2015 09:00	0	0	864.9	755.7	755.7
01/06/2015 10:00	0	0	635.9	555.5	555.5
01/06/2015 11:00	0	0	602.2	526.2	526.2
01/06/2015 12:00	0	0	817.2	713.7	713.7
01/06/2015 13:00	0	0	606.5	530.1	530.1
01/06/2015 14:00	0	0	716.6	626.9	626.9
01/06/2015 15:00	0	0	558.9	488.9	488.9
01/06/2015 16:00	0	0	671.1	586.8	586.8
01/06/2015 17:00	0	0	918	801.9	801.9
01/06/2015 18:00	0	0	691.7	603.6	603.6
01/06/2015 19:00	0	0	590.1	516	516
01/06/2015 20:00	0	0	785.2	686.6	686.6
01/06/2015 21:00	0	0	722	630.9	630.9
01/06/2015 22:00	0	0	623.3	545	545
01/06/2015 23:00	0	0	666.6	582	582
01/07/2015 00:00	0	0	738.8	645	645
01/07/2015 01:00	0	0	713.5	623.8	623.8
01/07/2015 02:00	3.4	3.4	1101.1	961.6	965
01/07/2015 03:00	8.8	8.8	824.8	720.1	728.9
01/07/2015 04:00	6.7	6.7	1162.3	1016.5	1023.2
01/07/2015 05:00	4	4	2362.5	2064.1	2068.1
01/07/2015 06:00	0	0	865.9	756	756
01/07/2015 07:00	0	0	1058.8	925.2	925.2
01/07/2015 08:00	0	0	962.8	841.5	841.5

	Unit 1 (Part 75 Data)	Unit 1 (Part 60 Data)	Unit 2 (Part 75 Data)	Unit 2 (Part 60 Data)	Units 1&2 Combined
	SO2_LbPerHr	SO2_P60_LbPerHr	SO2_LbPerHr	SO2_P60_LbPerHr	(Part 60 Data)
	1H	1H	1H	1H	
Time	Value	Value	Value	Value	
01/07/2015 09:00	0	0	982.6	859.4	859.4
01/07/2015 10:00	0	0	512.3	447.2	447.2
01/07/2015 11:00	0	0	397.7	348.1	348.1
01/07/2015 12:00	1.3	1.3	487.9	426.3	427.6
01/07/2015 13:00	0	0	465.3	407.2	407.2
01/07/2015 14:00	54.1	54.1	690.2	603.7	657.8
01/07/2015 15:00	240.3	240.3	666.8	583.4	823.7
01/07/2015 16:00	443.4	443.4	667.1	583.6	1027
01/07/2015 17:00	318.3	318.3	572.2	499.2	817.5
01/07/2015 18:00	454.2	454.2	614.5	537.5	991.7
01/07/2015 19:00	568.2	568.2	1115.1	974.2	1542.4
01/07/2015 20:00	551.2	551.2	731.5	639.7	1190.9
01/07/2015 21:00	856.2	856.2	568.4	497	1353.2
01/07/2015 22:00	684.2	684.2	540.1	471.4	1155.6
01/07/2015 23:00	859.5	859.5	692	604.5	1464
01/08/2015 00:00	808.6	808.6	492.7	430.7	1239.3
01/08/2015 01:00	818.4	818.4	348.9	305.2	1123.6
01/08/2015 02:00	929	929	456.9	398.9	1327.9
01/08/2015 03:00	929.2	929.2	408.6	357.6	1286.8
01/08/2015 04:00	1012.2	1012.2	357.5	312	1324.2
01/08/2015 05:00	948.7	948.7	473.5	413.2	1361.9
01/08/2015 06:00	842.9	842.9	927.3	810.4	1653.3
01/08/2015 07:00	888.8	888.8	1105.1	966.4	1855.2
01/08/2015 08:00	946.1	946.1	935.6	816.7	1762.8
01/08/2015 09:00	905.1	905.1	843	736.8	1641.9
01/08/2015 10:00	865.9	865.9	1568.1	1370.4	2236.3
01/08/2015 11:00	901.8	901.8	1413.7	1235.9	2137.7
01/08/2015 12:00	847.8	847.8	956.4	835.7	1683.5
01/08/2015 13:00	822.9	822.9	810.9	708.2	1531.1
01/08/2015 14:00	831.3	831.3	1178.3	1029.4	1860.7
01/08/2015 15:00	856.9	856.9	1407.3	1230.6	2087.5
01/08/2015 16:00	910.2	910.2	1440.5	1259.5	2169.7
01/08/2015 17:00	862.6	862.6	1382.7	1209.2	2071.8
01/08/2015 18:00	886.3	886.3	1363.5	1192.4	2078.7
01/08/2015 19:00	896	896	1002.2	875.7	1771.7
01/08/2015 20:00	817.6	817.6	858.4	750.5	1568.1
01/08/2015 21:00	781.6	781.6	1283.7	1121.3	1902.9
01/08/2015 22:00	784.9	784.9	823.7	719.4	1504.3
01/08/2015 23:00	760.7	760.7	325.4	284.8	1045.5
01/09/2015 00:00	763	763	189	165.8	928.8
01/09/2015 01:00	738	738	293.6	256.5	994.5
01/09/2015 02:00	774.3	774.3	347.2	303.3	1077.6
01/09/2015 03:00	594.7	594.7	336.3	294	888.7
01/09/2015 04:00	689.7	689.7	387.2	337.8	1027.5
01/09/2015 05:00	617.1	617.1	692.2	605.3	1222.4
01/09/2015 06:00	783.5	783.5	746.9	651.9	1435.4
01/09/2015 07:00	850.4	850.4	587.3	513.2	1363.6
01/09/2015 08:00	812.7	812.7	654.2	571.1	1383.8
01/09/2015 09:00	849.9	849.9	666.4	583	1432.9
01/09/2015 10:00	885.1	885.1	628.8	549.3	1434.4
01/09/2015 11:00	870.9	870.9	599.7	523.3	1394.2
01/09/2015 12:00	864.3	864.3	658.5	575.9	1440.2
01/09/2015 13:00	713.9	713.9	753.7	658.9	1372.8
01/09/2015 14:00	854.5	854.5	1062.1	929	1783.5
01/09/2015 15:00	746	746	432.9	378.4	1124.4
01/09/2015 16:00	116.4	116.4	530	462.8	579.2
01/09/2015 17:00	1.1	1.1	767.1	670.6	671.7
01/09/2015 18:00	0	0	737.2	644	644
01/09/2015 19:00	0	0	794.7	694.8	694.8
01/09/2015 20:00	0	0	658.4	575.8	575.8
01/09/2015 21:00	0	0	625.6	546.7	546.7
01/09/2015 22:00	0	0	607.7	530.3	530.3
01/09/2015 23:00	0	0	559.6	488.9	488.9
01/10/2015 00:00	0	0	443.9	388.1	388.1
01/10/2015 01:00	0	0	545	475.8	475.8

	Unit 1 (Part 75 Data)	Unit 1 (Part 60 Data)	Unit 2 (Part 75 Data)	Unit 2 (Part 60 Data)	Units 1&2 Combined
	SO2_LbPerHr	SO2_P60_LbPerHr	SO2_LbPerHr	SO2_P60_LbPerHr	(Part 60 Data)
	1H	1H	1H	1H	
Time	Value	Value	Value	Value	
01/10/2015 02:00	0	0	508.2	444.1	444.1
01/10/2015 03:00	0	0	480.7	420	420
01/10/2015 04:00	13.1	13.1	698.2	610.7	623.8
01/10/2015 05:00	53.5	53.5	849.9	743	796.5
01/10/2015 06:00	48	48	606.1	530	578
01/10/2015 07:00	48.7	48.7	588.3	514.4	563.1
01/10/2015 08:00	61.7	61.7	847.7	740.7	802.4
01/10/2015 09:00	141.1	141.1	1195.5	1045.3	1186.4
01/10/2015 10:00	39.6	39.6	1242.3	1086.1	1125.7
01/10/2015 11:00	27.6	27.6	718.6	627.3	654.9
01/10/2015 12:00	62.2	62.2	570.4	499	561.2
01/10/2015 13:00	183.7	183.7	770.7	673.2	856.9
01/10/2015 14:00	255.2	255.2	786.8	688.2	943.4
01/10/2015 15:00	555.8	555.8	739.3	646.6	1202.4
01/10/2015 16:00	528.1	528.1	876	765.1	1293.2
01/10/2015 17:00	766.7	766.7	740.8	646.9	1413.6
01/10/2015 18:00	2007.3	2007.3	788.9	690	2697.3
01/10/2015 19:00	1699.7	1699.7	623.1	544.7	2244.4
01/10/2015 20:00	1534.9	1534.9	525.3	458.5	1993.4
01/10/2015 21:00	1746.8	1746.8	723.7	631.8	2378.6
01/10/2015 22:00	732.5	732.5	397.7	347.5	1080
01/10/2015 23:00	624.9	624.9	468	408.3	1033.2
01/11/2015 00:00	543.5	543.5	351.3	307.3	850.8
01/11/2015 01:00	570.9	570.9	284.8	248.7	819.6
01/11/2015 02:00	600.2	600.2	282.4	246.2	846.4
01/11/2015 03:00	528.8	528.8	330.7	289	817.8
01/11/2015 04:00	583.7	583.7	400.3	350.1	933.8
01/11/2015 05:00	582.9	582.9	343	299.4	882.3
01/11/2015 06:00	625.4	625.4	340.7	297.1	922.5
01/11/2015 07:00	663.8	663.8	465.9	407.3	1071.1
01/11/2015 08:00	710.5	710.5	780.3	681.3	1391.8
01/11/2015 09:00	801.6	801.6	784.9	685.9	1487.5
01/11/2015 10:00	757.8	757.8	717.5	626.2	1384
01/11/2015 11:00	728.5	728.5	751.2	656.2	1384.7
01/11/2015 12:00	681.4	681.4	393.9	344	1025.4
01/11/2015 13:00	625.4	625.4	187.8	163.9	789.3
01/11/2015 14:00	774.2	774.2	247.8	216.7	990.9
01/11/2015 15:00	689.4	689.4	214.2	186.6	876
01/11/2015 16:00	904	904	215.9	188.1	1092.1
01/11/2015 17:00	736.7	736.7	354.5	310.2	1046.9
01/11/2015 18:00	537.3	537.3	930	812.1	1349.4
01/11/2015 19:00	645.7	645.7	963.4	842.3	1488
01/11/2015 20:00	727.9	727.9	652.1	569.4	1297.3
01/11/2015 21:00	589.3	589.3	372.8	325.8	915.1
01/11/2015 22:00	765.3	765.3	195.1	170.9	936.2
01/11/2015 23:00	1504.6	1504.6	233.9	204.8	1709.4
01/12/2015 00:00	1915	1915	280.4	244.5	2159.5
01/12/2015 01:00	1667	1667	280.3	245.5	1912.5
01/12/2015 02:00	1877.8	1877.8	275.5	241	2118.8
01/12/2015 03:00	1710.8	1710.8	204.7	178.9	1889.7
01/12/2015 04:00	792.3	792.3	219.3	191.6	983.9
01/12/2015 05:00	774	774	436.5	381.7	1155.7
01/12/2015 06:00	877	877	732.1	639.1	1516.1
01/12/2015 07:00	767.9	767.9	705.8	616.1	1384
01/12/2015 08:00	579.8	579.8	612.5	535.7	1115.5
01/12/2015 09:00	666.2	666.2	736.6	643.5	1309.7
01/12/2015 10:00	814.6	814.6	738.6	645.2	1459.8
01/12/2015 11:00	770.4	770.4	781.8	683.5	1453.9
01/12/2015 12:00	682.8	682.8	770.4	673.9	1356.7
01/12/2015 13:00	812.4	812.4	799.9	698.2	1510.6
01/12/2015 14:00	774.3	774.3	770.4	673.3	1447.6
01/12/2015 15:00	863.3	863.3	783.2	684.2	1547.5
01/12/2015 16:00	750	750	768.8	672.3	1422.3
01/12/2015 17:00	741.1	741.1	769.1	672.8	1413.9
01/12/2015 18:00	747.4	747.4	778.4	679.6	1427

	Unit 1 (Part 75 Data)	Unit 1 (Part 60 Data)	Unit 2 (Part 75 Data)	Unit 2 (Part 60 Data)	Units 1&2 Combined
	SO2_LbPerHr	SO2_P60_LbPerHr	SO2_LbPerHr	SO2_P60_LbPerHr	(Part 60 Data)
	1H	1H	1H	1H	
Time	Value	Value	Value	Value	
01/12/2015 19:00	818.6	818.6	963.5	842.4	1661
01/12/2015 20:00	661.8	661.8	734.8	641.5	1303.3
01/12/2015 21:00	692.2	692.2	593.8	519.6	1211.8
01/12/2015 22:00	725.8	725.8	577	504.7	1230.5
01/12/2015 23:00	821.2	821.2	469.7	410.3	1231.5
01/13/2015 00:00	787.1	787.1	374.7	327.3	1114.4
01/13/2015 01:00	747.7	747.7	510.6	445.6	1193.3
01/13/2015 02:00	603.8	603.8	497.3	434.2	1038
01/13/2015 03:00	583.1	583.1	462	403.9	987
01/13/2015 04:00	782	782	617	539.3	1321.3
01/13/2015 05:00	1056.5	1056.5	577.3	504.8	1561.3
01/13/2015 06:00	848.7	848.7	703.5	614.5	1463.2
01/13/2015 07:00	865.9	865.9	845.7	738.2	1604.1
01/13/2015 08:00	786.3	786.3	1070.9	935.3	1721.6
01/13/2015 09:00	878.8	878.8	727.6	635.4	1514.2
01/13/2015 10:00	840.6	840.6	766.7	669.9	1510.5
01/13/2015 11:00	807.1	807.1	1103	963.8	1770.9
01/13/2015 12:00	756.9	756.9	913.5	799	1555.9
01/13/2015 13:00	1154.6	1154.6	902.3	788.8	1943.4
01/13/2015 14:00	962.6	962.6	1119.2	978.7	1941.3
01/13/2015 15:00	855.6	855.6	832.4	727.5	1583.1
01/13/2015 16:00	842.1	842.1	854.6	746.8	1588.9
01/13/2015 17:00	783.4	783.4	1021.5	892.4	1675.8
01/13/2015 18:00	773.8	773.8	1000.4	873.8	1647.6
01/13/2015 19:00	672.5	672.5	908.1	793.7	1466.2
01/13/2015 20:00	790.7	790.7	857.7	749.2	1539.9
01/13/2015 21:00	782.4	782.4	876.6	765.6	1548
01/13/2015 22:00	723.5	723.5	893.5	780	1503.5
01/13/2015 23:00	728.5	728.5	709.3	619.4	1347.9
01/14/2015 00:00	760.7	760.7	378.3	330.7	1091.4
01/14/2015 01:00	803.3	803.3	361.6	316	1119.3
01/14/2015 02:00	774	774	516.2	450.5	1224.5
01/14/2015 03:00	734.6	734.6	359	313.3	1047.9
01/14/2015 04:00	784.3	784.3	400.6	349.7	1134
01/14/2015 05:00	769	769	865.4	756.8	1525.8
01/14/2015 06:00	828.8	828.8	915.5	800.5	1629.3
01/14/2015 07:00	808.5	808.5	911.9	797.3	1605.8
01/14/2015 08:00	786	786	878.6	767.4	1553.4
01/14/2015 09:00	823.7	823.7	974.1	850.9	1674.6
01/14/2015 10:00	748.5	748.5	991.3	865.4	1613.9
01/14/2015 11:00	694	694	790.5	690.3	1384.3
01/14/2015 12:00	578	578	712.2	621.7	1199.7
01/14/2015 13:00	596.2	596.2	817	713.2	1309.4
01/14/2015 14:00	633	633	852	744.9	1377.9
01/14/2015 15:00	712.9	712.9	736.3	643.4	1356.3
01/14/2015 16:00	779.2	779.2	829.5	725.6	1504.8
01/14/2015 17:00	781	781	864.1	754.4	1535.4
01/14/2015 18:00	832.7	832.7	797.8	697.1	1529.8
01/14/2015 19:00	763.2	763.2	879.4	768.8	1532
01/14/2015 20:00	779.8	779.8	860.7	752.8	1532.6
01/14/2015 21:00	817.7	817.7	866.1	756.4	1574.1
01/14/2015 22:00	820.3	820.3	915.3	800.3	1620.6
01/14/2015 23:00	838.2	838.2	561.3	489.8	1328
01/15/2015 00:00	852.7	852.7	434.7	379.6	1232.3
01/15/2015 01:00	842.7	842.7	489.4	427.2	1269.9
01/15/2015 02:00	838.3	838.3	315.3	275.3	1113.6
01/15/2015 03:00	844.5	844.5	271.4	236.9	1081.4
01/15/2015 04:00	834.7	834.7	441.3	385.3	1220
01/15/2015 05:00	811.5	811.5	995.1	869.9	1681.4
01/15/2015 06:00	824.9	824.9	1054.2	921.6	1746.5
01/15/2015 07:00	796.1	796.1	976.7	853.4	1649.5
01/15/2015 08:00	951.3	951.3	972.4	850.2	1801.5
01/15/2015 09:00	891.9	891.9	1100.2	961.2	1853.1
01/15/2015 10:00	857.3	857.3	1233.9	1077.8	1935.1
01/15/2015 11:00	700.6	700.6	867.7	757.5	1458.1

	Unit 1 (Part 75 Data)	Unit 1 (Part 60 Data)	Unit 2 (Part 75 Data)	Unit 2 (Part 60 Data)	Units 1&2 Combined
	SO2_LbPerHr	SO2_P60_LbPerHr	SO2_LbPerHr	SO2_P60_LbPerHr	(Part 60 Data)
	1H	1H	1H	1H	
Time	Value	Value	Value	Value	
01/15/2015 12:00	979.7	979.7	899.4	785.3	1765
01/15/2015 13:00	781.3	781.3	925.4	808.8	1590.1
01/15/2015 14:00	702.6	702.6	819.8	715.6	1418.2
01/15/2015 15:00	789.7	789.7	731.4	639.3	1429
01/15/2015 16:00	691.5	691.5	783.8	685.4	1376.9
01/15/2015 17:00	870.9	870.9	1222.8	1069.3	1940.2
01/15/2015 18:00	550.1	550.1	870	761	1311.1
01/15/2015 19:00	781.7	781.7	1037.5	907.4	1689.1
01/15/2015 20:00	771.8	771.8	995.5	870.5	1642.3
01/15/2015 21:00	662.1	662.1	639.3	559.2	1221.3
01/15/2015 22:00	812.9	812.9	590.1	515.8	1328.7
01/15/2015 23:00	695.4	695.4	525.8	459.4	1154.8
01/16/2015 00:00	697.1	697.1	382.7	334.1	1031.2
01/16/2015 01:00	753.1	753.1	483.3	422.4	1175.5
01/16/2015 02:00	806.2	806.2	491.5	429	1235.2
01/16/2015 03:00	795.5	795.5	441.4	386.1	1181.6
01/16/2015 04:00	909.2	909.2	467.1	408.3	1317.5
01/16/2015 05:00	1312.8	1312.8	649.9	568.5	1881.3
01/16/2015 06:00	2142.4	2142.4	2352.5	2055.4	4197.8
01/16/2015 07:00	475.9	475.9	1567	1368.7	1844.6
01/16/2015 08:00	770.8	770.8	1165.8	1018.1	1788.9
01/16/2015 09:00	791.6	791.6	549.2	479.5	1271.1
01/16/2015 10:00	683.5	683.5	769.9	673.3	1356.8
01/16/2015 11:00	587.5	587.5	753.5	657.6	1245.1
01/16/2015 12:00	629.4	629.4	600.9	524.3	1153.7
01/16/2015 13:00	632.7	632.7	359	314.5	947.2
01/16/2015 14:00	574.4	574.4	259.2	226.1	800.5
01/16/2015 15:00	521.6	521.6	200.2	175.4	697
01/16/2015 16:00	447.4	447.4	199.7	174.9	622.3
01/16/2015 17:00	546.3	546.3	233.4	204.7	751
01/16/2015 18:00	521.8	521.8	309.7	270.6	792.4
01/16/2015 19:00	327.6	327.6	561.9	491	818.6
01/16/2015 20:00	589.4	589.4	713.6	623.2	1212.6
01/16/2015 21:00	414.3	414.3	504.9	441	855.3
01/16/2015 22:00	413.6	413.6	438.7	384	797.6
01/16/2015 23:00	345.3	345.3	500.1	436.6	781.9
01/17/2015 00:00	435	435	315.6	275.5	710.5
01/17/2015 01:00	394.6	394.6	462.4	403.5	798.1
01/17/2015 02:00	455.4	455.4	481.3	420.2	875.6
01/17/2015 03:00	391.2	391.2	434.2	379.9	771.1
01/17/2015 04:00	515.2	515.2	559.3	488.6	1003.8
01/17/2015 05:00	561.9	561.9	682	595.2	1157.1
01/17/2015 06:00	535	535	694.4	607	1142
01/17/2015 07:00	427.5	427.5	751.9	656.8	1084.3
01/17/2015 08:00	443.5	443.5	731	639.1	1082.6
01/17/2015 09:00	424.4	424.4	852.9	745.5	1169.9
01/17/2015 10:00	466.6	466.6	922.5	806.2	1272.8
01/17/2015 11:00	409.5	409.5	488.2	425.9	835.4
01/17/2015 12:00	414.7	414.7	388.8	340.4	755.1
01/17/2015 13:00	458	458	334.1	292.1	750.1
01/17/2015 14:00	513.4	513.4	318.6	278	791.4
01/17/2015 15:00	487.1	487.1	488.7	426.9	914
01/17/2015 16:00	506.9	506.9	637.4	557.3	1064.2
01/17/2015 17:00	492.3	492.3	628.5	548.8	1041.1
01/17/2015 18:00	439.5	439.5	498	435.1	874.6
01/17/2015 19:00	483.1	483.1	531.5	464.3	947.4
01/17/2015 20:00	467.4	467.4	506	442	909.4
01/17/2015 21:00	420	420	474.4	414.5	834.5
01/17/2015 22:00	388.8	388.8	434.1	379.5	768.3
01/17/2015 23:00	439.3	439.3	330.8	289.3	728.6
01/18/2015 00:00	453.8	453.8	316.4	277	730.8
01/18/2015 01:00	442.7	442.7	414.7	362.9	805.6
01/18/2015 02:00	429	429	397.7	347.9	776.9
01/18/2015 03:00	406	406	410.6	358.9	764.9
01/18/2015 04:00	351.8	351.8	658.9	575.1	926.9

	Unit 1 (Part 75 Data)	Unit 1 (Part 60 Data)	Unit 2 (Part 75 Data)	Unit 2 (Part 60 Data)	Units 1&2 Combined
	SO2_LbPerHr	SO2_P60_LbPerHr	SO2_LbPerHr	SO2_P60_LbPerHr	(Part 60 Data)
	1H	1H	1H	1H	
Time	Value	Value	Value	Value	
01/18/2015 05:00	293.3	293.3	500.1	436.8	730.1
01/18/2015 06:00	188	188	697.1	609	797
01/18/2015 07:00	168.2	168.2	673.9	589.3	757.5
01/18/2015 08:00	223.6	223.6	748.1	654	877.6
01/18/2015 09:00	107.9	107.9	1021.5	892.6	1000.5
01/18/2015 10:00	348.2	0	1013.3	885.9	885.9
01/18/2015 11:00	474.2	0	1085.5	948	948
01/18/2015 12:00	558.2	0	796.3	695.4	695.4
01/18/2015 13:00	559.9	0	1090	952.8	952.8
01/18/2015 14:00	544.2	0	807.6	705	705
01/18/2015 15:00	477.7	0	674.7	589.9	589.9
01/18/2015 16:00	539.6	0	708.6	618.9	618.9
01/18/2015 17:00	626.4	0	1224.4	1069.4	1069.4
01/18/2015 18:00	619.4	0	1102.4	963.1	963.1
01/18/2015 19:00	647.4	0	842.3	736.1	736.1
01/18/2015 20:00	510.9	0	660.2	577.5	577.5
01/18/2015 21:00	502.2	0	766.3	670.3	670.3
01/18/2015 22:00	430.1	0	676.5	591.1	591.1
01/18/2015 23:00	444.4	0	325.5	284.6	284.6
01/19/2015 00:00	441.2	0	238.5	208.4	208.4
01/19/2015 01:00	446	0	241.4	211.3	211.3
01/19/2015 02:00	450.8	0	247.3	215.7	215.7
01/19/2015 03:00	395.2	0	286.2	250.6	250.6
01/19/2015 04:00	439.6	0	546.7	477.3	477.3
01/19/2015 05:00	510.4	0	1310.5	1145.1	1145.1
01/19/2015 06:00	605	0	970.3	847.3	847.3
01/19/2015 07:00	563.5	0	465.5	407.1	407.1
01/19/2015 08:00	648.5	0	360.4	314.6	314.6
01/19/2015 09:00	585.8	0	502.9	439.4	439.4
01/19/2015 10:00	429.5	429.5	584.6	511	940.5
01/19/2015 11:00	436.4	436.4	552.3	482.1	918.5
01/19/2015 12:00	446.3	446.3	512.9	448.7	895
01/19/2015 13:00	469.9	469.9	563.6	492.8	962.7
01/19/2015 14:00	467.8	467.8	482.5	422.3	890.1
01/19/2015 15:00	460.7	460.7	541.3	473.5	934.2
01/19/2015 16:00	453.6	453.6	561.9	491.7	945.3
01/19/2015 17:00	551	551	676.4	590.3	1141.3
01/19/2015 18:00	562.9	562.9	1093.3	954.7	1517.6
01/19/2015 19:00	613.7	613.7	927.5	810.4	1424.1
01/19/2015 20:00	787.4	787.4	855	746.4	1533.8
01/19/2015 21:00	721	721	861.1	752.4	1473.4
01/19/2015 22:00	653.1	653.1	671.1	586	1239.1
01/19/2015 23:00	663.8	663.8	581.2	508.4	1172.2
01/20/2015 00:00	652.2	652.2	482.1	421.6	1073.8
01/20/2015 01:00	647.8	647.8	479	418.7	1066.5
01/20/2015 02:00	635.6	635.6	473	412.8	1048.4
01/20/2015 03:00	607.6	607.6	437.6	382.5	990.1
01/20/2015 04:00	666.8	666.8	620	541.1	1207.9
01/20/2015 05:00	741	741	864.5	755.6	1496.6
01/20/2015 06:00	843.6	843.6	1059.3	925.6	1769.2
01/20/2015 07:00	829.2	829.2	966.6	845	1674.2
01/20/2015 08:00	894.1	894.1	847.8	740	1634.1
01/20/2015 09:00	752	752	923.4	806.9	1558.9
01/20/2015 10:00	856.3	856.3	786.4	687.9	1544.2
01/20/2015 11:00	745.4	745.4	724.5	633.7	1379.1
01/20/2015 12:00	772.6	772.6	921.1	805.6	1578.2
01/20/2015 13:00	1121.7	1121.7	778.9	681	1802.7
01/20/2015 14:00	1232.5	1232.5	838.6	733.1	1965.6
01/20/2015 15:00	1279.1	1279.1	704.2	615.3	1894.4
01/20/2015 16:00	1368.8	1368.8	885.3	773.1	2141.9
01/20/2015 17:00	1106.2	1106.2	844.4	737.3	1843.5
01/20/2015 18:00	854.8	854.8	1518.8	1326.7	2181.5
01/20/2015 19:00	847.9	847.9	1060.3	927	1774.9
01/20/2015 20:00	850.7	850.7	823	718.4	1569.1
01/20/2015 21:00	754.2	754.2	673.6	588.2	1342.4

	Unit 1 (Part 75 Data)	Unit 1 (Part 60 Data)	Unit 2 (Part 75 Data)	Unit 2 (Part 60 Data)	Units 1&2 Combined
	SO2_LbPerHr	SO2_P60_LbPerHr	SO2_LbPerHr	SO2_P60_LbPerHr	(Part 60 Data)
	1H	1H	1H	1H	
Time	Value	Value	Value	Value	
01/20/2015 22:00	653.4	653.4	953.4	832.9	1486.3
01/20/2015 23:00	1473.3	1473.3	484.1	422.9	1896.2
01/21/2015 00:00	1400.7	1400.7	623.6	545.5	1946.2
01/21/2015 01:00	1389	1389	541.8	472.9	1861.9
01/21/2015 02:00	1424.3	1424.3	490.1	428.1	1852.4
01/21/2015 03:00	1234.2	1234.2	470.9	411	1645.2
01/21/2015 04:00	1263.4	1263.4	655.2	572.7	1836.1
01/21/2015 05:00	1347.7	1347.7	621.1	543.3	1891
01/21/2015 06:00	826.9	826.9	767.5	670.1	1497
01/21/2015 07:00	716.1	716.1	953.4	832.4	1548.5
01/21/2015 08:00	622.3	622.3	737.5	644.4	1266.7
01/21/2015 09:00	669.7	669.7	766.2	669.3	1339
01/21/2015 10:00	566.2	566.2	1021.2	893.1	1459.3
01/21/2015 11:00	633.6	633.6	980.4	857.3	1490.9
01/21/2015 12:00	622.8	622.8	831.1	725.7	1348.5
01/21/2015 13:00	1034	1034	679.4	594.4	1628.4
01/21/2015 14:00	603.3	603.3	713.9	624.5	1227.8
01/21/2015 15:00	489.1	489.1	808.6	706.7	1195.8
01/21/2015 16:00	931.2	931.2	845.6	738.1	1669.3
01/21/2015 17:00	807.8	807.8	1085.5	947.9	1755.7
01/21/2015 18:00	714.9	714.9	1047.2	914.4	1629.3
01/21/2015 19:00	656.5	656.5	934.3	816.8	1473.3
01/21/2015 20:00	827.3	827.3	1086.6	948.7	1776
01/21/2015 21:00	734.6	734.6	980.4	856.9	1591.5
01/21/2015 22:00	692.7	692.7	924.2	808	1500.7
01/21/2015 23:00	706.3	706.3	335.7	293	999.3
01/22/2015 00:00	1127.2	1127.2	422.6	368.7	1495.9
01/22/2015 01:00	1272.3	1272.3	631.7	551.4	1823.7
01/22/2015 02:00	1461.1	1461.1	687.1	600.6	2061.7
01/22/2015 03:00	1400	1400	489.7	427.9	1827.9
01/22/2015 04:00	1268.7	1268.7	602.6	525.9	1794.6
01/22/2015 05:00	1068.7	1068.7	501.1	438.6	1507.3
01/22/2015 06:00	843.1	843.1	543.3	474.7	1317.8
01/22/2015 07:00	854.4	854.4	677.7	593	1447.4
01/22/2015 08:00	726.4	726.4	650.3	567.5	1293.9
01/22/2015 09:00	694.5	694.5	627	547.9	1242.4
01/22/2015 10:00	742.9	742.9	727.2	635.4	1378.3
01/22/2015 11:00	771.8	771.8	825.7	721.5	1493.3
01/22/2015 12:00	771	771	849	741.7	1512.7
01/22/2015 13:00	822.8	822.8	652.2	569.4	1392.2
01/22/2015 14:00	817.3	817.3	575.9	503.8	1321.1
01/22/2015 15:00	833	833	803	701.3	1534.3
01/22/2015 16:00	846.1	846.1	911.8	796.3	1642.4
01/22/2015 17:00	855.8	855.8	869.5	759	1614.8
01/22/2015 18:00	799.1	746.4	1037.5	906.2	1652.6
01/22/2015 19:00	897.1	838.2	1514.2	1322.9	2161.1
01/22/2015 20:00	845.9	791.3	1330.1	1163.2	1954.5
01/22/2015 21:00	849.9	793.6	1060	926.2	1719.8
01/22/2015 22:00	756.7	706.6	632.7	552.4	1259
01/22/2015 23:00	1662	1552.7	426	372.9	1925.6
01/23/2015 00:00	1938.1	1810.7	255.9	224	2034.7
01/23/2015 01:00	1875.4	1752.4	270	235.5	1987.9
01/23/2015 02:00	1935.5	1810.5	235.9	206.4	2016.9
01/23/2015 03:00	1888.2	1764.1	231.1	201.8	1965.9
01/23/2015 04:00	1896.5	1772.6	354.1	309.4	2082
01/23/2015 05:00	1979.3	1851.4	817.7	715	2566.4
01/23/2015 06:00	1037.3	969.8	1086.7	950.1	1919.9
01/23/2015 07:00	875.2	818.9	763.4	667.2	1486.1
01/23/2015 08:00	891	0	766	669.2	669.2
01/23/2015 09:00	687.1	641.6	987.2	861.9	1503.5
01/23/2015 10:00	839.8	0	1019.1	891.3	891.3
01/23/2015 11:00	788.9	0	622.4	543.8	543.8
01/23/2015 12:00	741.3	692.9	617.5	538.9	1231.8
01/23/2015 13:00	730.1	683	594.4	519.4	1202.4
01/23/2015 14:00	742.2	693.4	563.1	492.2	1185.6

	Unit 1 (Part 75 Data)	Unit 1 (Part 60 Data)	Unit 2 (Part 75 Data)	Unit 2 (Part 60 Data)	Units 1&2 Combined
	SO2_LbPerHr	SO2_P60_LbPerHr	SO2_LbPerHr	SO2_P60_LbPerHr	(Part 60 Data)
	1H	1H	1H	1H	
Time	Value	Value	Value	Value	
01/23/2015 15:00	753.2	704	799.5	699.1	1403.1
01/23/2015 16:00	762.3	712.5	1250.6	1093.5	1806
01/23/2015 17:00	767.2	716.2	1050.2	917.1	1633.3
01/23/2015 18:00	953.5	891.8	997.2	871	1762.8
01/23/2015 19:00	780.4	729.1	912.7	797.8	1526.9
01/23/2015 20:00	727.7	680.8	712.1	622.7	1303.5
01/23/2015 21:00	741.9	693.8	624.6	546.3	1240.1
01/23/2015 22:00	736.7	688.5	568.4	496.8	1185.3
01/23/2015 23:00	677	633.3	310	271	904.3
01/24/2015 00:00	708.7	662.7	152	132.7	795.4
01/24/2015 01:00	706.7	660	225.4	197.5	857.5
01/24/2015 02:00	703.7	658.4	219.4	191.6	850
01/24/2015 03:00	720.1	672.4	216.8	189	861.4
01/24/2015 04:00	732.8	685.4	337.9	295.5	980.9
01/24/2015 05:00	736.8	689.2	672	587.5	1276.7
01/24/2015 06:00	745.4	697.3	706.2	617.8	1315.1
01/24/2015 07:00	760.4	711.2	876.5	765.1	1476.3
01/24/2015 08:00	746.3	697.7	1020.6	892.5	1590.2
01/24/2015 09:00	1025.7	957.8	1457.9	1274.8	2232.6
01/24/2015 10:00	757.6	707.2	1741.3	1521.3	2228.5
01/24/2015 11:00	957.3	894.7	2009.6	1756.9	2651.6
01/24/2015 12:00	753.4	703.4	1790.5	1564.4	2267.8
01/24/2015 13:00	735.6	687.7	1549.1	1354.5	2042.2
01/24/2015 14:00	732.3	684.7	1377.8	1204.1	1888.8
01/24/2015 15:00	727.5	679.5	1274.4	1114.2	1793.7
01/24/2015 16:00	730.8	683.7	1369.4	1196.2	1879.9
01/24/2015 17:00	821.4	768.3	1669.9	1460	2228.3
01/24/2015 18:00	739.2	691.2	1961	1713.9	2405.1
01/24/2015 19:00	955.6	893.8	1827.4	1596.4	2490.2
01/24/2015 20:00	636.6	595.6	1017.5	889.4	1485
01/24/2015 21:00	837.7	782.6	529.6	463.4	1246
01/24/2015 22:00	635.2	593	264.5	231.1	824.1
01/24/2015 23:00	688.7	643	233.5	204.1	847.1
01/25/2015 00:00	667.1	622.8	224.1	196	818.8
01/25/2015 01:00	651.5	608.5	263.6	230.3	838.8
01/25/2015 02:00	686.6	641.5	262.8	229.4	870.9
01/25/2015 03:00	661.1	618.2	266	232.5	850.7
01/25/2015 04:00	709.2	662.4	384.1	335.4	997.8
01/25/2015 05:00	705.2	659.3	514.4	450.1	1109.4
01/25/2015 06:00	688.3	643	436.6	381.9	1024.9
01/25/2015 07:00	720.9	674	497.3	435.2	1109.2
01/25/2015 08:00	724.4	677.3	741	647.3	1324.6
01/25/2015 09:00	725.3	678.1	853.1	746.1	1424.2
01/25/2015 10:00	723.3	676.3	722.7	632.2	1308.5
01/25/2015 11:00	706.2	659.3	821.6	717.9	1377.2
01/25/2015 12:00	711.5	665.6	727.6	636.3	1301.9
01/25/2015 13:00	686.3	640.9	686	598.9	1239.8
01/25/2015 14:00	691.3	645.9	719.7	628.7	1274.6
01/25/2015 15:00	709.7	663.3	598.4	522.3	1185.6
01/25/2015 16:00	706.3	660.3	576.3	503.7	1164
01/25/2015 17:00	872.1	815.3	740.5	646.5	1461.8
01/25/2015 18:00	1002	936.2	969.7	846.9	1783.1
01/25/2015 19:00	834.7	780.4	893.6	781.2	1561.6
01/25/2015 20:00	914.2	854.5	769.3	672.2	1526.7
01/25/2015 21:00	630.4	589.8	645.6	563.4	1153.2
01/25/2015 22:00	1864.5	1740.7	679.6	593.9	2334.6
01/25/2015 23:00	1855.6	1734.1	265.2	232	1966.1
01/26/2015 00:00	1391	1300.1	336.5	293.9	1594
01/26/2015 01:00	1924.5	1797.1	357.8	313.2	2110.3
01/26/2015 02:00	1993.5	1864.6	335	292.3	2156.9
01/26/2015 03:00	1871.6	1751	350.9	306.2	2057.2
01/26/2015 04:00	1759.7	1645.1	557.8	487.9	2133
01/26/2015 05:00	1191	1112.9	832.5	726.9	1839.8
01/26/2015 06:00	1162.8	1086.3	721.3	629.9	1716.2
01/26/2015 07:00	634.8	593.2	568.8	497.5	1090.7

	Unit 1 (Part 75 Data)	Unit 1 (Part 60 Data)	Unit 2 (Part 75 Data)	Unit 2 (Part 60 Data)	Units 1&2 Combined
	SO2_LbPerHr	SO2_P60_LbPerHr	SO2_LbPerHr	SO2_P60_LbPerHr	(Part 60 Data)
	1H	1H	1H	1H	
Time	Value	Value	Value	Value	
01/26/2015 08:00	1028.5	960.9	554.2	484	1444.9
01/26/2015 09:00	747.1	698	750.5	655.8	1353.8
01/26/2015 10:00	761.4	712.2	776.2	677.6	1389.8
01/26/2015 11:00	879.2	821.8	1095.9	957.3	1779.1
01/26/2015 12:00	979	914.5	901	787.6	1702.1
01/26/2015 13:00	858.9	801.7	743.3	649	1450.7
01/26/2015 14:00	974.6	910.8	738.1	645.2	1556
01/26/2015 15:00	674.4	629.8	979.3	855.7	1485.5
01/26/2015 16:00	1360.3	1271.6	1525.8	1333.7	2605.3
01/26/2015 17:00	900.9	842.5	1185.6	1036.4	1878.9
01/26/2015 18:00	939.9	878.6	1196	1045.6	1924.2
01/26/2015 19:00	900.3	841.1	1077.8	942.3	1783.4
01/26/2015 20:00	953.2	891.7	791.8	692.2	1583.9
01/26/2015 21:00	904.3	845.1	659.1	575.4	1420.5
01/26/2015 22:00	778.6	727.9	743.9	649.5	1377.4
01/26/2015 23:00	762.2	712.2	517.8	452.5	1164.7
01/27/2015 00:00	719.5	673.2	575.4	502.9	1176.1
01/27/2015 01:00	703	657.6	397.1	347	1004.6
01/27/2015 02:00	708	662.4	552.4	483.1	1145.5
01/27/2015 03:00	696.5	650.4	518	452.4	1102.8
01/27/2015 04:00	729.1	680.9	736.8	643.8	1324.7
01/27/2015 05:00	719.8	672.1	821.9	718	1390.1
01/27/2015 06:00	907.4	848.8	814.8	711.6	1560.4
01/27/2015 07:00	915.1	854.8	795.1	694.8	1549.6
01/27/2015 08:00	837	782.7	848.9	741	1523.7
01/27/2015 09:00	957.1	895.1	1310.3	1145.8	2040.9
01/27/2015 10:00	878.7	820.8	1609.5	1406.6	2227.4
01/27/2015 11:00	922.1	861.6	2022.3	1766.7	2628.3
01/27/2015 12:00	747.5	697.8	1167.4	1020.6	1718.4
01/27/2015 13:00	759.2	708.8	693.9	607	1315.8
01/27/2015 14:00	709.3	663.1	938.8	820.3	1483.4
01/27/2015 15:00	729.7	681.3	870.6	761.1	1442.4
01/27/2015 16:00	716.6	669.6	812	708.9	1378.5
01/27/2015 17:00	830.2	776.3	1275.5	1114.7	1891
01/27/2015 18:00	975.6	912.4	1184.1	1035.2	1947.6
01/27/2015 19:00	794.9	742.6	988.2	863.8	1606.4
01/27/2015 20:00	965.7	903.2	865.2	756.4	1659.6
01/27/2015 21:00	874.8	816.9	790.9	691.6	1508.5
01/27/2015 22:00	739.5	690.4	768	671.6	1362
01/27/2015 23:00	760.4	710.5	485.7	423.8	1134.3
01/28/2015 00:00	823.7	769.2	503.3	439.5	1208.7
01/28/2015 01:00	765	715	371.2	324.9	1039.9
01/28/2015 02:00	577	539.7	0	0	539.7
01/28/2015 03:00	863.2	807	0	0	807
01/28/2015 04:00	634.4	593.8	0	0	593.8
01/28/2015 05:00	464.7	434.5	0	0	434.5
01/28/2015 06:00	831.5	777.2	0	0	777.2
01/28/2015 07:00	857.2	800.6	0	0	800.6
01/28/2015 08:00	949	886.2	0	0	886.2
01/28/2015 09:00	844.8	788.8	0	0	788.8
01/28/2015 10:00	782.9	731.1	0	0	731.1
01/28/2015 11:00	769.6	718.6	0	0	718.6
01/28/2015 12:00	748.7	700.2	0	0	700.2
01/28/2015 13:00	726.1	678.7	0	0	678.7
01/28/2015 14:00	710.6	664.1	0	0	664.1
01/28/2015 15:00	728.5	681.2	0	0	681.2
01/28/2015 16:00	722.1	674.3	0	0	674.3
01/28/2015 17:00	955.8	893.7	0	0	893.7
01/28/2015 18:00	836.2	782.1	0	0	782.1
01/28/2015 19:00	924.9	864.7	0	0	864.7
01/28/2015 20:00	891.3	833.2	0	0	833.2
01/28/2015 21:00	731.4	683	0	0	683
01/28/2015 22:00	687	641.5	0	0	641.5
01/28/2015 23:00	745	696.1	0	0	696.1
01/29/2015 00:00	666.6	622.8	0	0	622.8

	Unit 1 (Part 75 Data)	Unit 1 (Part 60 Data)	Unit 2 (Part 75 Data)	Unit 2 (Part 60 Data)	Units 1&2 Combined
	SO2_LbPerHr	SO2_P60_LbPerHr	SO2_LbPerHr	SO2_P60_LbPerHr	(Part 60 Data)
	1H	1H	1H	1H	
Time	Value	Value	Value	Value	
01/29/2015 01:00	762.1	712.7	0	0	712.7
01/29/2015 02:00	757.3	707.4	0	0	707.4
01/29/2015 03:00	701.5	655	0	0	655
01/29/2015 04:00	735	687	0	0	687
01/29/2015 05:00	752.4	702.7	0	0	702.7
01/29/2015 06:00	997.5	932.8	0	0	932.8
01/29/2015 07:00	808.7	755.8	0	0	755.8
01/29/2015 08:00	827.2	773.9	0	0	773.9
01/29/2015 09:00	939	878.1	0	0	878.1
01/29/2015 10:00	785.2	733.8	0	0	733.8
01/29/2015 11:00	758.1	708.9	0	0	708.9
01/29/2015 12:00	799.9	748	0	0	748
01/29/2015 13:00	759.5	709.5	0	0	709.5
01/29/2015 14:00	761.5	711.4	0	0	711.4
01/29/2015 15:00	760.8	710.9	0	0	710.9
01/29/2015 16:00	757.3	707.2	0	0	707.2
01/29/2015 17:00	891.7	834.1	0	0	834.1
01/29/2015 18:00	910.1	849.7	0	0	849.7
01/29/2015 19:00	834.8	780.5	0	0	780.5
01/29/2015 20:00	756.2	706.9	0	0	706.9
01/29/2015 21:00	817	763.8	0	0	763.8
01/29/2015 22:00	658.5	614.7	0	0	614.7
01/29/2015 23:00	717.6	671.2	0	0	671.2
01/30/2015 00:00	678.3	634.3	0	0	634.3
01/30/2015 01:00	413.9	387.3	0	0	387.3
01/30/2015 02:00	406.6	379.5	0	0	379.5
01/30/2015 03:00	363.9	340	0	0	340
01/30/2015 04:00	484.4	452.7	0	0	452.7
01/30/2015 05:00	571	534.1	0	0	534.1
01/30/2015 06:00	821	767	0	0	767
01/30/2015 07:00	1668	1558.7	0	0	1558.7
01/30/2015 08:00	1547	1444.9	0	0	1444.9
01/30/2015 09:00	904.9	845.1	0	0	845.1
01/30/2015 10:00	946.4	884.8	0	0	884.8
01/30/2015 11:00	907.6	848.2	0	0	848.2
01/30/2015 12:00	1004	938.4	0	0	938.4
01/30/2015 13:00	989.9	926	0	0	926
01/30/2015 14:00	873.3	815.9	0	0	815.9
01/30/2015 15:00	1233	1153.1	0	0	1153.1
01/30/2015 16:00	896.5	838.3	0	0	838.3
01/30/2015 17:00	975.9	911.8	0	0	911.8
01/30/2015 18:00	994.7	930.4	0	0	930.4
01/30/2015 19:00	931.2	870.3	0	0	870.3
01/30/2015 20:00	960.5	898.4	0	0	898.4
01/30/2015 21:00	933.5	873.1	0	0	873.1
01/30/2015 22:00	896.8	838.3	0	0	838.3
01/30/2015 23:00	854.6	798.4	0	0	798.4
01/31/2015 00:00	715.2	668.8	0	0	668.8
01/31/2015 01:00	883.6	825.5	0	0	825.5
01/31/2015 02:00	1455.7	1360.9	0	0	1360.9
01/31/2015 03:00	1002.9	937.3	0	0	937.3
01/31/2015 04:00	862.3	805.7	0	0	805.7
01/31/2015 05:00	960.4	897.7	0	0	897.7
01/31/2015 06:00	941.9	881.1	0	0	881.1
01/31/2015 07:00	965.1	901.9	0	0	901.9
01/31/2015 08:00	964.5	901.3	0	0	901.3
01/31/2015 09:00	906	846.6	0	0	846.6
01/31/2015 10:00	854	798.6	0	0	798.6
01/31/2015 11:00	904.9	845.5	0	0	845.5
01/31/2015 12:00	679.9	634.6	0	0	634.6
01/31/2015 13:00	888.4	830.1	0	0	830.1
01/31/2015 14:00	684.1	639.8	0	0	639.8
01/31/2015 15:00	736	687.4	0	0	687.4
01/31/2015 16:00	774.2	724.1	0	0	724.1
01/31/2015 17:00	851	795.2	0	0	795.2

	Unit 1 (Part 75 Data)	Unit 1 (Part 60 Data)	Unit 2 (Part 75 Data)	Unit 2 (Part 60 Data)	Units 1&2 Combined
	SO2_LbPerHr	SO2_P60_LbPerHr	SO2_LbPerHr	SO2_P60_LbPerHr	(Part 60 Data)
	1H	1H	1H	1H	
Time	Value	Value	Value	Value	
01/31/2015 18:00	832.4	777.2	0	0	777.2
01/31/2015 19:00	933.9	873.4	0	0	873.4
01/31/2015 20:00	839.3	784.7	0	0	784.7
01/31/2015 21:00	785.4	733.9	0	0	733.9
01/31/2015 22:00	657.9	615.5	0	0	615.5
01/31/2015 23:00	658.6	615.8	0	0	615.8
02/01/2015 00:00	591.5	552.1	0	0	552.1
02/01/2015 01:00	706.4	660.5	0	0	660.5
02/01/2015 02:00	757	707.6	125.6	0	707.6
02/01/2015 03:00	611.1	570.5	0	0	570.5
02/01/2015 04:00	647.9	605.1	0	0	605.1
02/01/2015 05:00	697.6	651.3	0	0	651.3
02/01/2015 06:00	782.3	730.4	0	0	730.4
02/01/2015 07:00	857.6	800.7	0.8	0.8	801.5
02/01/2015 08:00	884.7	827.3	2.5	2.5	829.8
02/01/2015 09:00	874.8	817.6	15.4	13.3	830.9
02/01/2015 10:00	844.3	789.4	18	15.8	805.2
02/01/2015 11:00	877	820.1	15.4	13.3	833.4
02/01/2015 12:00	866.2	809.6	31.5	27.3	836.9
02/01/2015 13:00	841.6	787	26.5	23.2	810.2
02/01/2015 14:00	863.9	807.1	29.4	26	833.1
02/01/2015 15:00	874.3	817.3	42.2	36.7	854
02/01/2015 16:00	809.5	756.3	44.2	38.6	794.9
02/01/2015 17:00	846.5	791.5	61.4	53.5	845
02/01/2015 18:00	756.5	706.5	91.3	79.7	786.2
02/01/2015 19:00	774.7	724	95.2	83.3	807.3
02/01/2015 20:00	755.6	705.5	71	61.7	767.2
02/01/2015 21:00	716.6	669.5	105.2	92.1	761.6
02/01/2015 22:00	842.9	787.9	191.7	167.5	955.4
02/01/2015 23:00	716.6	669.3	235.2	205.2	874.5
02/02/2015 00:00	676.9	632.8	608.7	531.7	1164.5
02/02/2015 01:00	615.4	575.1	245.6	213.9	789
02/02/2015 02:00	556.4	519.7	236.4	206.6	726.3
02/02/2015 03:00	414.3	386.6	165.8	144.7	531.3
02/02/2015 04:00	435.5	406.6	182.2	158.5	565.1
02/02/2015 05:00	604.6	565.2	307.6	268.5	833.7
02/02/2015 06:00	878.7	820.7	468	409.6	1230.3
02/02/2015 07:00	810.5	757.4	689.2	602.2	1359.6
02/02/2015 08:00	878.1	820.8	672.5	586.9	1407.7
02/02/2015 09:00	1089.2	1017.3	535.1	467.2	1484.5
02/02/2015 10:00	727.7	680.7	474.2	414	1094.7
02/02/2015 11:00	860.7	803.7	562.3	491.9	1295.6
02/02/2015 12:00	883.8	825.4	574.6	502.2	1327.6
02/02/2015 13:00	863.4	806.4	382.7	335.1	1141.5
02/02/2015 14:00	890.4	832.2	370.3	323	1155.2
02/02/2015 15:00	803.3	751.6	374.5	327.1	1078.7
02/02/2015 16:00	860.9	804.5	353.9	308.8	1113.3
02/02/2015 17:00	1050.7	982.5	323.9	283.2	1265.7
02/02/2015 18:00	890.2	832.7	409.9	358.4	1191.1
02/02/2015 19:00	882.6	824	542	473.8	1297.8
02/02/2015 20:00	981.8	918.3	870.2	759.6	1677.9
02/02/2015 21:00	918.6	858.2	1206.6	1054.9	1913.1
02/02/2015 22:00	872.4	814.5	1198.8	1048.1	1862.6
02/02/2015 23:00	803	750.6	894.9	782.2	1532.8
02/03/2015 00:00	930.2	868.9	712.2	622.5	1491.4
02/03/2015 01:00	807.4	754.7	732.5	639.7	1394.4
02/03/2015 02:00	837.1	781.5	700.4	611.4	1392.9
02/03/2015 03:00	835.5	781.4	657.9	574.8	1356.2
02/03/2015 04:00	792.4	739.8	655.2	572.9	1312.7
02/03/2015 05:00	860.6	803.7	613.8	535.8	1339.5
02/03/2015 06:00	1022.9	956.4	752.1	657.6	1614
02/03/2015 07:00	802.6	750.5	855	747.3	1497.8
02/03/2015 08:00	973.2	908.7	864.8	755.9	1664.6
02/03/2015 09:00	896.7	838.2	960.3	839.5	1677.7
02/03/2015 10:00	855.5	800.2	1018.2	889.7	1689.9

	Unit 1 (Part 75 Data)	Unit 1 (Part 60 Data)	Unit 2 (Part 75 Data)	Unit 2 (Part 60 Data)	Units 1&2 Combined
	SO2_LbPerHr	SO2_P60_LbPerHr	SO2_LbPerHr	SO2_P60_LbPerHr	(Part 60 Data)
	1H	1H	1H	1H	
Time	Value	Value	Value	Value	
02/03/2015 11:00	978	914.2	1147.7	1002.7	1916.9
02/03/2015 12:00	758.2	708.6	1158.1	1011.5	1720.1
02/03/2015 13:00	1316.9	1231.3	912.6	798	2029.3
02/03/2015 14:00	2508.9	2345.6	680.9	595.2	2940.8
02/03/2015 15:00	1131.2	1057.4	588.3	514.8	1572.2
02/03/2015 16:00	802.3	749.7	395.9	346.5	1096.2
02/03/2015 17:00	911.3	851.9	203.9	178.8	1030.7
02/03/2015 18:00	1094.2	1022.3	289.6	253.7	1276
02/03/2015 19:00	838.1	784.1	613.2	535.8	1319.9
02/03/2015 20:00	976.6	912.9	709.4	620.3	1533.2
02/03/2015 21:00	967.7	904.5	542.9	474.2	1378.7
02/03/2015 22:00	800.3	748.6	468.5	409.2	1157.8
02/03/2015 23:00	857.1	801.3	391.8	342.1	1143.4
02/04/2015 00:00	788.5	736.2	337.6	295.3	1031.5
02/04/2015 01:00	768.6	718.4	286.7	250.4	968.8
02/04/2015 02:00	794.2	742.7	269.1	235.4	978.1
02/04/2015 03:00	742.6	694.3	356.8	311.7	1006
02/04/2015 04:00	774.4	724.3	700.7	612.2	1336.5
02/04/2015 05:00	830.5	776.5	1325.6	1158.1	1934.6
02/04/2015 06:00	886.5	828.1	1414.5	1236.5	2064.6
02/04/2015 07:00	801.7	748.9	1082.6	946.2	1695.1
02/04/2015 08:00	937	875.6	926.6	809.2	1684.8
02/04/2015 09:00	857.9	801.7	803.7	702.4	1504.1
02/04/2015 10:00	709.4	662.2	600.9	525.5	1187.7
02/04/2015 11:00	828	773.1	420	366.6	1139.7
02/04/2015 12:00	739.7	690.7	279.1	244.3	935
02/04/2015 13:00	687.7	642.9	233.2	204.1	847
02/04/2015 14:00	613	573	258.4	225.8	798.8
02/04/2015 15:00	596.1	557.8	326.9	285.8	843.6
02/04/2015 16:00	810.5	757.9	886	774.7	1532.6
02/04/2015 17:00	980.6	916.4	2935.9	2565.3	3481.7
02/04/2015 18:00	1026.3	959.7	2193.4	1916.7	2876.4
02/04/2015 19:00	848.4	792.9	1606.1	1403.1	2196
02/04/2015 20:00	992.1	927.4	1324.4	1158.3	2085.7
02/04/2015 21:00	691.3	645.2	877.1	767.2	1412.4
02/04/2015 22:00	762.4	713.2	450.7	394	1107.2
02/04/2015 23:00	695.8	650.7	322	280.6	931.3
02/05/2015 00:00	703.2	656.8	264.2	230.3	887.1
02/05/2015 01:00	684	639.8	223.8	195.7	835.5
02/05/2015 02:00	641.6	600	241.6	210.4	810.4
02/05/2015 03:00	704.4	658.6	427.9	373.9	1032.5
02/05/2015 04:00	722	675.2	1034.4	904.3	1579.5
02/05/2015 05:00	780.8	730.1	2079.6	1817.5	2547.6
02/05/2015 06:00	931	870.7	967.6	845.4	1716.1
02/05/2015 07:00	844.3	788.7	808.4	706.9	1495.6
02/05/2015 08:00	857.7	801.3	606.4	530	1331.3
02/05/2015 09:00	941.3	879.7	549.3	480.6	1360.3
02/05/2015 10:00	880.8	822.5	481.1	421	1243.5
02/05/2015 11:00	721.6	674.4	372.1	324.9	999.3
02/05/2015 12:00	546.2	510.4	394.1	345.1	855.5
02/05/2015 13:00	413.1	386.3	439.6	384.3	770.6
02/05/2015 14:00	184.6	173.1	400.4	349.5	522.6
02/05/2015 15:00	0	0	377	329.8	329.8
02/05/2015 16:00	0	0	383.8	335.2	335.2
02/05/2015 17:00	0	0	326.6	285	285
02/05/2015 18:00	0	0	250.1	218.1	218.1
02/05/2015 19:00	0	0	550.3	481.6	481.6
02/05/2015 20:00	0	0	944.4	825.8	825.8
02/05/2015 21:00	0	0	1501.8	1312.7	1312.7
02/05/2015 22:00	0	0	1951.3	1706	1706
02/05/2015 23:00	0	0	1474.7	1288.7	1288.7
02/06/2015 00:00	0	0	681.7	594.9	594.9
02/06/2015 01:00	0	0	594.7	519.8	519.8
02/06/2015 02:00	0	0	486.9	425.2	425.2
02/06/2015 03:00	0	0	661.6	578.1	578.1

	Unit 1 (Part 75 Data)	Unit 1 (Part 60 Data)	Unit 2 (Part 75 Data)	Unit 2 (Part 60 Data)	Units 1&2 Combined
	SO2_LbPerHr	SO2_P60_LbPerHr	SO2_LbPerHr	SO2_P60_LbPerHr	(Part 60 Data)
	1H	1H	1H	1H	
Time	Value	Value	Value	Value	
02/06/2015 04:00	0	0	707.1	617.6	617.6
02/06/2015 05:00	0	0	692.2	604.3	604.3
02/06/2015 06:00	0	0	687.6	600.6	600.6
02/06/2015 07:00	0	0	756.7	661.2	661.2
02/06/2015 08:00	0	0	817.4	713.8	713.8
02/06/2015 09:00	0	0	925.1	808.6	808.6
02/06/2015 10:00	0	0	1014.4	886.3	886.3
02/06/2015 11:00	0	0	895.9	782.1	782.1
02/06/2015 12:00	0	0	945.7	825.8	825.8
02/06/2015 13:00	0	0	1073	938	938
02/06/2015 14:00	0	0	976.6	852.6	852.6
02/06/2015 15:00	0	0	908.2	792.8	792.8
02/06/2015 16:00	0	0	776	678.8	678.8
02/06/2015 17:00	0	0	715.7	625.4	625.4
02/06/2015 18:00	0	0	853.6	746.5	746.5
02/06/2015 19:00	0	0	965.8	844.1	844.1
02/06/2015 20:00	0	0	1026.5	897.1	897.1
02/06/2015 21:00	0	0	927.6	811.3	811.3
02/06/2015 22:00	0	0	755.5	659.8	659.8
02/06/2015 23:00	0	0	586	511.5	511.5
02/07/2015 00:00	0	0	527	460.4	460.4
02/07/2015 01:00	0	0	588.2	514.1	514.1
02/07/2015 02:00	0	0	868.3	759.4	759.4
02/07/2015 03:00	0	0	701.7	613.5	613.5
02/07/2015 04:00	0	0	490	428.5	428.5
02/07/2015 05:00	0	0	600.9	525	525
02/07/2015 06:00	0	0	681.1	595	595
02/07/2015 07:00	0	0	1061.5	927.5	927.5
02/07/2015 08:00	0	0	963.7	841.5	841.5
02/07/2015 09:00	0	0	564.9	494.4	494.4
02/07/2015 10:00	0	0	390.8	341.3	341.3
02/07/2015 11:00	0	0	380.4	333	333
02/07/2015 12:00	0	0	461.1	402.1	402.1
02/07/2015 13:00	0	0	296.6	259.9	259.9
02/07/2015 14:00	0	0	382.5	334.6	334.6
02/07/2015 15:00	0	0	599	522.9	522.9
02/07/2015 16:00	0	0	831.2	726.2	726.2
02/07/2015 17:00	0	0	578.4	504.7	504.7
02/07/2015 18:00	0	0	917.4	801.4	801.4
02/07/2015 19:00	0	0	730.3	637.4	637.4
02/07/2015 20:00	0	0	561.4	489.8	489.8
02/07/2015 21:00	0	0	458.2	399.7	399.7
02/07/2015 22:00	0	0	441	385.8	385.8
02/07/2015 23:00	0	0	442	385.9	385.9
02/08/2015 00:00	0	0	325.6	284.4	284.4
02/08/2015 01:00	0	0	236.8	207	207
02/08/2015 02:00	0	0	180.1	157.3	157.3
02/08/2015 03:00	0	0	292.9	256	256
02/08/2015 04:00	0	0	401.8	351.1	351.1
02/08/2015 05:00	0	0	585.8	511.8	511.8
02/08/2015 06:00	0	0	435.8	381.2	381.2
02/08/2015 07:00	0	0	679.4	594.1	594.1
02/08/2015 08:00	0	0	849.6	743	743
02/08/2015 09:00	0	0	297.1	259.2	259.2
02/08/2015 10:00	0	0	586.3	512.8	512.8
02/08/2015 11:00	0	0	528.7	462.1	462.1
02/08/2015 12:00	0	0	635.1	554.3	554.3
02/08/2015 13:00	0	0	871.5	761.7	761.7
02/08/2015 14:00	0	0	556.8	486	486
02/08/2015 15:00	0	0	723.4	632.3	632.3
02/08/2015 16:00	0	0	734.3	641.8	641.8
02/08/2015 17:00	0	0	823.7	719.6	719.6
02/08/2015 18:00	0	0	736.8	643.4	643.4
02/08/2015 19:00	0	0	588.7	513.6	513.6
02/08/2015 20:00	0	0	676.2	591	591

	Unit 1 (Part 75 Data)	Unit 1 (Part 60 Data)	Unit 2 (Part 75 Data)	Unit 2 (Part 60 Data)	Units 1&2 Combined
	SO2_LbPerHr	SO2_P60_LbPerHr	SO2_LbPerHr	SO2_P60_LbPerHr	(Part 60 Data)
	1H	1H	1H	1H	
Time	Value	Value	Value	Value	
02/08/2015 21:00	0	0	619.3	541.1	541.1
02/08/2015 22:00	0	0	516.2	450.3	450.3
02/08/2015 23:00	0	0	550.4	480.7	480.7
02/09/2015 00:00	0	0	425.4	371.3	371.3
02/09/2015 01:00	0	0	463.5	404.7	404.7
02/09/2015 02:00	0	0	336.2	293.5	293.5
02/09/2015 03:00	0	0	436.4	381.5	381.5
02/09/2015 04:00	0	0	523.8	457	457
02/09/2015 05:00	0	0	762.1	666.1	666.1
02/09/2015 06:00	0	0	1158.1	1011.9	1011.9
02/09/2015 07:00	0	0	946.9	827.4	827.4
02/09/2015 08:00	0	0	795.1	695	695
02/09/2015 09:00	0	0	840.3	733.6	733.6
02/09/2015 10:00	0	0	1083.8	947.2	947.2
02/09/2015 11:00	0	0	1068.6	932.9	932.9
02/09/2015 12:00	0	0	1047.5	916.1	916.1
02/09/2015 13:00	0	0	1142.4	998.4	998.4
02/09/2015 14:00	0	0	1106.9	967.2	967.2
02/09/2015 15:00	0	0	1190.6	1040.3	1040.3
02/09/2015 16:00	0	0	1272.9	1112.5	1112.5
02/09/2015 17:00	0	0	1232.5	1077.2	1077.2
02/09/2015 18:00	0	0	1232	1077.1	1077.1
02/09/2015 19:00	0	0	1143.9	999.7	999.7
02/09/2015 20:00	0	0	1108.2	968.6	968.6
02/09/2015 21:00	0	0	1068.3	934.1	934.1
02/09/2015 22:00	0	0	854.1	746.5	746.5
02/09/2015 23:00	0	0	812.7	709.4	709.4
02/10/2015 00:00	0	0	677.8	592.4	592.4
02/10/2015 01:00	0	0	731.4	639.3	639.3
02/10/2015 02:00	0	0	702	613.4	613.4
02/10/2015 03:00	0	0	826.9	723	723
02/10/2015 04:00	0	0	1147.7	1002.3	1002.3
02/10/2015 05:00	0	0	1716.9	1501.1	1501.1
02/10/2015 06:00	0	0	2301.1	2010.9	2010.9
02/10/2015 07:00	0	0	1031.8	901.6	901.6
02/10/2015 08:00	0	0	780.8	681.7	681.7
02/10/2015 09:00	0	0	971.5	848.7	848.7
02/10/2015 10:00	0	0	1140	996.3	996.3
02/10/2015 11:00	0	0	1037.9	906.1	906.1
02/10/2015 12:00	0	0	990.5	866	866
02/10/2015 13:00	0	0	997.4	870.8	870.8
02/10/2015 14:00	18421.7	0	1021.9	892.3	892.3
02/10/2015 15:00	0	0	954.1	832.9	832.9
02/10/2015 16:00	0	0	924.8	807.7	807.7
02/10/2015 17:00	0	0	995.6	870.1	870.1
02/10/2015 18:00	0	0	972.9	849.3	849.3
02/10/2015 19:00	0	0	960.3	838.5	838.5
02/10/2015 20:00	0	0	1000.2	874.4	874.4
02/10/2015 21:00	0	0	952.9	832.2	832.2
02/10/2015 22:00	0	0	992	867.6	867.6
02/10/2015 23:00	0	0	1018.9	890.3	890.3
02/11/2015 00:00	0	0	958.3	837	837
02/11/2015 01:00	0	0	1044.2	911.8	911.8
02/11/2015 02:00	0	0	1034.6	903.8	903.8
02/11/2015 03:00	0	0	976.2	853.2	853.2
02/11/2015 04:00	0	0	972.3	848.8	848.8
02/11/2015 05:00	0	0	981.3	857.2	857.2
02/11/2015 06:00	0	0	991.1	865.4	865.4
02/11/2015 07:00	0	0	1034.4	903.3	903.3
02/11/2015 08:00	0	0	981.3	858	858
02/11/2015 09:00	0	0	1024.6	896.1	896.1
02/11/2015 10:00	7.2	7.2	1026.7	897.1	904.3
02/11/2015 11:00	32.7	30.5	1009.9	882.4	912.9
02/11/2015 12:00	138.2	129.7	939.5	820.7	950.4
02/11/2015 13:00	312	291.8	876.9	766.8	1058.6

	Unit 1 (Part 75 Data)	Unit 1 (Part 60 Data)	Unit 2 (Part 75 Data)	Unit 2 (Part 60 Data)	Units 1&2 Combined
	SO2_LbPerHr	SO2_P60_LbPerHr	SO2_LbPerHr	SO2_P60_LbPerHr	(Part 60 Data)
	1H	1H	1H	1H	
Time	Value	Value	Value	Value	
02/11/2015 14:00	404.8	378	938	819.4	1197.4
02/11/2015 15:00	658.6	615.7	1047.8	915.7	1531.4
02/11/2015 16:00	1901.7	1777.4	1113.1	973.4	2750.8
02/11/2015 17:00	618.3	577.6	906.2	792.5	1370.1
02/11/2015 18:00	457	426.7	956	834.7	1261.4
02/11/2015 19:00	0	0	1109.4	969.2	969.2
02/11/2015 20:00	0	0	1135.8	992.9	992.9
02/11/2015 21:00	0	0	828.3	723.2	723.2
02/11/2015 22:00	0	0	840.2	734	734
02/11/2015 23:00	0	0	663.7	579.4	579.4
02/12/2015 00:00	0	0	972.1	849.4	849.4
02/12/2015 01:00	0	0	844.4	738.4	738.4
02/12/2015 02:00	0	0	818.7	715.9	715.9
02/12/2015 03:00	0	0	773.9	676.7	676.7
02/12/2015 04:00	0	0	912.5	797.9	797.9
02/12/2015 05:00	0	0	905.9	792.3	792.3
02/12/2015 06:00	0	0	917.7	801.3	801.3
02/12/2015 07:00	0	0	1180.8	1031.1	1031.1
02/12/2015 08:00	0	0	1054.7	921.6	921.6
02/12/2015 09:00	0	0	843.8	737.9	737.9
02/12/2015 10:00	0	0	932.2	814.9	814.9
02/12/2015 11:00	0	0	1179.7	1030.4	1030.4
02/12/2015 12:00	0	0	872.3	762.4	762.4
02/12/2015 13:00	0	0	807	705.1	705.1
02/12/2015 14:00	0	0	831.4	726.5	726.5
02/12/2015 15:00	0	0	918.6	803.4	803.4
02/12/2015 16:00	0	0	881.8	770.3	770.3
02/12/2015 17:00	0	0	900.6	787.2	787.2
02/12/2015 18:00	0	0	930.3	812.3	812.3
02/12/2015 19:00	0	0	932.2	813.9	813.9
02/12/2015 20:00	0	0	912.3	798	798
02/12/2015 21:00	0	0	824.3	720.3	720.3
02/12/2015 22:00	0	0	771.8	674.2	674.2
02/12/2015 23:00	0	0	865.5	755.9	755.9
02/13/2015 00:00	0	0	853.5	745.4	745.4
02/13/2015 01:00	0	0	899.5	785.8	785.8
02/13/2015 02:00	0	0	792.6	692.4	692.4
02/13/2015 03:00	0	0	721.4	630.9	630.9
02/13/2015 04:00	2.3	0	902.3	787.9	787.9
02/13/2015 05:00	0	0	926.2	809.1	809.1
02/13/2015 06:00	0.8	0.8	827.4	722.8	723.6
02/13/2015 07:00	11.6	10.7	829.5	724.2	734.9
02/13/2015 08:00	29.1	27.4	855.5	747.8	775.2
02/13/2015 09:00	22.4	20.7	901.4	788.4	809.1
02/13/2015 10:00	46.8	43.5	877.5	767.3	810.8
02/13/2015 11:00	70.4	65.4	809.6	707.6	773
02/13/2015 12:00	67.2	67.2	765.5	668.6	735.8
02/13/2015 13:00	166	166	762	665.6	831.6
02/13/2015 14:00	183.6	183.6	879.1	767.6	951.2
02/13/2015 15:00	94.7	94.7	926	808.3	903
02/13/2015 16:00	182.2	182.2	820.2	716.9	899.1
02/13/2015 17:00	386	386	886	774.7	1160.7
02/13/2015 18:00	386.6	386.6	782	683.3	1069.9
02/13/2015 19:00	380.8	380.8	567.1	496.1	876.9
02/13/2015 20:00	743.2	743.2	599.5	524.6	1267.8
02/13/2015 21:00	2084.7	2084.7	641	559.7	2644.4
02/13/2015 22:00	1352.9	1352.9	669.8	585.6	1938.5
02/13/2015 23:00	680.6	680.6	570.3	498.4	1179
02/14/2015 00:00	390.2	390.2	617.4	539	929.2
02/14/2015 01:00	410.5	410.5	728.6	636	1046.5
02/14/2015 02:00	344.7	344.7	764.9	668.2	1012.9
02/14/2015 03:00	932.3	871.6	718.1	628.1	1499.7
02/14/2015 04:00	501.6	469.1	743.9	650	1119.1
02/14/2015 05:00	484.9	453.6	762.5	666.5	1120.1
02/14/2015 06:00	604.2	564.5	760.9	665.1	1229.6

	Unit 1 (Part 75 Data)	Unit 1 (Part 60 Data)	Unit 2 (Part 75 Data)	Unit 2 (Part 60 Data)	Units 1&2 Combined
	SO2_LbPerHr	SO2_P60_LbPerHr	SO2_LbPerHr	SO2_P60_LbPerHr	(Part 60 Data)
	1H	1H	1H	1H	
Time	Value	Value	Value	Value	
02/14/2015 07:00	941.9	879.7	715.4	625.4	1505.1
02/14/2015 08:00	1133.5	1058.6	662.2	578.6	1637.2
02/14/2015 09:00	1097.3	1024.7	772.2	674.2	1698.9
02/14/2015 10:00	2452.5	2291.3	979.3	855.1	3146.4
02/14/2015 11:00	3595.7	3360.4	838.1	731.6	4092
02/14/2015 12:00	2756.7	2575.8	841.8	735.8	3311.6
02/14/2015 13:00	1617.1	1511.5	828.9	724.4	2235.9
02/14/2015 14:00	1546	1444.1	839.2	732.7	2176.8
02/14/2015 15:00	1292.4	1208.4	786.1	686.7	1895.1
02/14/2015 16:00	1266.6	1183.7	820.3	717.6	1901.3
02/14/2015 17:00	1190.3	1112.4	905.2	791.3	1903.7
02/14/2015 18:00	1449	1354.4	1061.4	928	2282.4
02/14/2015 19:00	1008.7	943.1	860.9	751.8	1694.9
02/14/2015 20:00	546	510.4	875.5	764.4	1274.8
02/14/2015 21:00	660.1	617	1100.6	961.1	1578.1
02/14/2015 22:00	808.1	755.7	1120.9	980.3	1736
02/14/2015 23:00	882.7	825.5	1065.6	930.9	1756.4
02/15/2015 00:00	867.2	810.5	1124.1	981.8	1792.3
02/15/2015 01:00	710.6	664.4	1157.9	1012.6	1677
02/15/2015 02:00	484.6	453.1	1154	1009.4	1462.5
02/15/2015 03:00	522	487.8	1045.1	913.8	1401.6
02/15/2015 04:00	584.7	546.7	993.9	868.2	1414.9
02/15/2015 05:00	568.8	531.3	1001.6	876	1407.3
02/15/2015 06:00	460.4	430	1063.9	929.8	1359.8
02/15/2015 07:00	449.3	419.8	1266.7	1107.9	1527.7
02/15/2015 08:00	525.3	490.9	1549.3	1354	1844.9
02/15/2015 09:00	907.5	847.4	1115	974.5	1821.9
02/15/2015 10:00	1389.8	1298	996	871.1	2169.1
02/15/2015 11:00	2037.5	1904.5	1069	934	2838.5
02/15/2015 12:00	1873.6	1750.7	1060.6	926.1	2676.8
02/15/2015 13:00	1387	1295.4	1045.5	913	2208.4
02/15/2015 14:00	1199.5	1120.9	965.3	843.4	1964.3
02/15/2015 15:00	950.6	888.7	824.4	720.2	1608.9
02/15/2015 16:00	1176.7	1100.4	1034.9	904.1	2004.5
02/15/2015 17:00	2014.9	1882.6	975.5	851.8	2734.4
02/15/2015 18:00	2598.2	2428.9	1034.1	903.9	3332.8
02/15/2015 19:00	1672.9	1563	996.9	871.4	2434.4
02/15/2015 20:00	1404.2	1313	1067.7	933.6	2246.6
02/15/2015 21:00	1045.2	976.9	963.1	841.5	1818.4
02/15/2015 22:00	916.6	856.3	986.3	861.5	1717.8
02/15/2015 23:00	950.1	887.6	1060.2	926.6	1814.2
02/16/2015 00:00	1050.7	981.9	1111.6	971.5	1953.4
02/16/2015 01:00	1011	944	1122.2	980	1924
02/16/2015 02:00	969.7	907	1017.3	889.1	1796.1
02/16/2015 03:00	942	881.3	998.1	872.9	1754.2
02/16/2015 04:00	921.2	860.5	1077.7	941.1	1801.6
02/16/2015 05:00	983.7	919	1197.8	1046.8	1965.8
02/16/2015 06:00	982.3	917.6	1093.3	955.7	1873.3
02/16/2015 07:00	1043.4	974.4	1033	903.3	1877.7
02/16/2015 08:00	1093.1	1021.4	1047.5	914.9	1936.3
02/16/2015 09:00	1088.6	1016.5	1097.8	959.9	1976.4
02/16/2015 10:00	714.8	668.2	1127.2	984.9	1653.1
02/16/2015 11:00	583.8	545.1	1113.5	973.6	1518.7
02/16/2015 12:00	553.9	518.3	857.4	748.8	1267.1
02/16/2015 13:00	515.2	481.7	1194	1044.1	1525.8
02/16/2015 14:00	613.7	573.2	1426.2	1246.8	1820
02/16/2015 15:00	657.9	614.5	1077.2	941.8	1556.3
02/16/2015 16:00	877.8	820.6	965.6	843.3	1663.9
02/16/2015 17:00	592.9	554.1	1084.4	948.1	1502.2
02/16/2015 18:00	605	565	1003.3	877.4	1442.4
02/16/2015 19:00	579.9	541.4	1039.3	907.7	1449.1
02/16/2015 20:00	779.2	728.9	1068.4	934.1	1663
02/16/2015 21:00	672.4	627.9	1037.6	906.4	1534.3
02/16/2015 22:00	632.4	591.2	1003.5	877.6	1468.8
02/16/2015 23:00	780.1	728.5	942	823.9	1552.4

	Unit 1 (Part 75 Data)	Unit 1 (Part 60 Data)	Unit 2 (Part 75 Data)	Unit 2 (Part 60 Data)	Units 1&2 Combined
	SO2_LbPerHr	SO2_P60_LbPerHr	SO2_LbPerHr	SO2_P60_LbPerHr	(Part 60 Data)
	1H	1H	1H	1H	
Time	Value	Value	Value	Value	
02/17/2015 00:00	684.9	640.3	811	708.5	1348.8
02/17/2015 01:00	913.3	853.5	885.8	774.6	1628.1
02/17/2015 02:00	1056.9	987.9	1000	873.8	1861.7
02/17/2015 03:00	1169.1	1091.9	1115.5	975.6	2067.5
02/17/2015 04:00	1363.1	1274.5	1076.8	940	2214.5
02/17/2015 05:00	1284	1199.4	1129.4	986.9	2186.3
02/17/2015 06:00	1141.3	1066.9	1058.2	924.7	1991.6
02/17/2015 07:00	844.9	789.4	1023.3	894.6	1684
02/17/2015 08:00	1535.6	1434.3	997.1	871.4	2305.7
02/17/2015 09:00	1593.5	1488.4	909	793.5	2281.9
02/17/2015 10:00	759.2	708.7	583.9	510	1218.7
02/17/2015 11:00	858.5	803	861.2	752.3	1555.3
02/17/2015 12:00	986.6	921.1	809.2	706.8	1627.9
02/17/2015 13:00	1019.9	952.4	500.9	437.1	1389.5
02/17/2015 14:00	1059.4	990.3	519.7	454.2	1444.5
02/17/2015 15:00	1062.1	991.8	533.1	466.4	1458.2
02/17/2015 16:00	924.6	863.8	894.1	780.9	1644.7
02/17/2015 17:00	808.2	755.5	917.6	801.6	1557.1
02/17/2015 18:00	881.6	824.5	963.7	842.2	1666.7
02/17/2015 19:00	968	904.6	1127.1	984.7	1889.3
02/17/2015 20:00	978.1	914.5	1055.6	921.8	1836.3
02/17/2015 21:00	886.3	828.8	947.2	828.2	1657
02/17/2015 22:00	901.1	841.7	1009.4	882.2	1723.9
02/17/2015 23:00	921.1	859.9	1056.1	923.2	1783.1
02/18/2015 00:00	798.9	747	977.8	855	1602
02/18/2015 01:00	822.1	768	1063.4	928.8	1696.8
02/18/2015 02:00	806.5	753.4	916.2	800.5	1553.9
02/18/2015 03:00	785.6	734.8	1041.9	910	1644.8
02/18/2015 04:00	751.9	703	1080.6	943.8	1646.8
02/18/2015 05:00	892.5	833.8	1089.4	952.1	1785.9
02/18/2015 06:00	1050.6	982	1098.9	960	1942
02/18/2015 07:00	807.5	753.8	611.5	533.6	1287.4
02/18/2015 08:00	986.9	921.8	788	688.6	1610.4
02/18/2015 09:00	854.4	799	1025	896.4	1695.4
02/18/2015 10:00	1368.7	1278.5	1148.8	1004.7	2283.2
02/18/2015 11:00	1909.6	1785.2	1042.8	910.9	2696.1
02/18/2015 12:00	1864.2	1741.6	982.6	858.3	2599.9
02/18/2015 13:00	1632	1524.9	1076	939.4	2464.3
02/18/2015 14:00	1668.6	1558.6	1101.2	962.6	2521.2
02/18/2015 15:00	1623.3	1517.5	1105.2	966.2	2483.7
02/18/2015 16:00	1810.8	1693	1140.5	996.2	2689.2
02/18/2015 17:00	1760	1644.9	1167.3	1019.4	2664.3
02/18/2015 18:00	1648.2	1541.1	1115.1	975	2516.1
02/18/2015 19:00	1505.7	1406.3	1124	981.7	2388
02/18/2015 20:00	1412.9	1321	1118.4	977.1	2298.1
02/18/2015 21:00	1617.7	1512.6	1139.1	994.8	2507.4
02/18/2015 22:00	1469.4	1374.1	1175.9	1027.1	2401.2
02/18/2015 23:00	1396	1304.8	1122.1	981	2285.8
02/19/2015 00:00	1240.3	1159.4	1054.6	922.1	2081.5
02/19/2015 01:00	1813.2	1695	1184.9	1035.3	2730.3
02/19/2015 02:00	1719.6	1606.6	1117.4	976.2	2582.8
02/19/2015 03:00	1721.4	1608.4	1068.9	933.4	2541.8
02/19/2015 04:00	1561.8	1459.3	1075.9	940.3	2399.6
02/19/2015 05:00	1456.8	1361.1	1027.9	898.4	2259.5
02/19/2015 06:00	1436.1	1341.7	1058.4	925.5	2267.2
02/19/2015 07:00	1281.2	1196.9	1080.6	944.4	2141.3
02/19/2015 08:00	1224.4	1144.6	1107.8	968.8	2113.4
02/19/2015 09:00	1316.7	1230.8	1076	940.2	2171
02/19/2015 10:00	1354.9	1267.2	1029.7	899.8	2167
02/19/2015 11:00	1399.5	1307.7	1020	890.4	2198.1
02/19/2015 12:00	1630.7	1524.1	1045.7	913.7	2437.8
02/19/2015 13:00	1570.6	1467.8	1013	885.9	2353.7
02/19/2015 14:00	1320.7	1234.6	1036.9	906.8	2141.4
02/19/2015 15:00	1149.2	1073.3	1083.2	945.7	2019
02/19/2015 16:00	1144.2	1068.5	1059.9	925.5	1994

	Unit 1 (Part 75 Data)	Unit 1 (Part 60 Data)	Unit 2 (Part 75 Data)	Unit 2 (Part 60 Data)	Units 1&2 Combined
	SO2_LbPerHr	SO2_P60_LbPerHr	SO2_LbPerHr	SO2_P60_LbPerHr	(Part 60 Data)
	1H	1H	1H	1H	
Time	Value	Value	Value	Value	
02/19/2015 17:00	1131.2	1057.6	1048.9	916.9	1974.5
02/19/2015 18:00	960.2	897.2	1110.1	970.2	1867.4
02/19/2015 19:00	827.1	772.3	1053.3	921	1693.3
02/19/2015 20:00	964.1	900.3	1080.4	944.8	1845.1
02/19/2015 21:00	892.6	834.9	986.1	861.1	1696
02/19/2015 22:00	850.9	795.3	1046.3	915	1710.3
02/19/2015 23:00	927.9	868	1034.5	903.6	1771.6
02/20/2015 00:00	881.2	823.3	1042.3	911.3	1734.6
02/20/2015 01:00	880.6	823.2	991.1	866.6	1689.8
02/20/2015 02:00	1011.8	945.1	1091.3	953.2	1898.3
02/20/2015 03:00	853.7	797.5	1012.5	884.9	1682.4
02/20/2015 04:00	897.8	839.3	1120.1	979.3	1818.6
02/20/2015 05:00	1009.9	943	1099.1	960.8	1903.8
02/20/2015 06:00	932.1	871.7	999.1	873.6	1745.3
02/20/2015 07:00	904.6	846	1086.2	949.7	1795.7
02/20/2015 08:00	952.1	889.1	1094.6	956.6	1845.7
02/20/2015 09:00	912.9	852.3	1079	942.2	1794.5
02/20/2015 10:00	900.2	841.7	1116	975.9	1817.6
02/20/2015 11:00	893.2	834.7	1087.3	950.1	1784.8
02/20/2015 12:00	698.8	653.9	888.2	776.7	1430.6
02/20/2015 13:00	668.7	625.1	419.4	366.3	991.4
02/20/2015 14:00	572.8	535.1	297	259.8	794.9
02/20/2015 15:00	206.8	192.9	163	142.4	335.3
02/20/2015 16:00	66.4	61.7	81.8	71.5	133.2
02/20/2015 17:00	180.8	168.3	250.2	218.1	386.4
02/20/2015 18:00	580.4	541.9	679.7	593.9	1135.8
02/20/2015 19:00	619.5	579.3	881.7	770.4	1349.7
02/20/2015 20:00	761.9	712.9	963.5	841.5	1554.4
02/20/2015 21:00	818.7	765.1	955.8	835.4	1600.5
02/20/2015 22:00	891.5	833.4	1010.2	882.3	1715.7
02/20/2015 23:00	855.9	799.8	1051.6	918.5	1718.3
02/21/2015 00:00	877.8	819.7	689.4	602.2	1421.9
02/21/2015 01:00	671.3	626.8	577.4	504.1	1130.9
02/21/2015 02:00	811.5	759.2	788.8	688.8	1448
02/21/2015 03:00	935.2	873.9	626.4	547.5	1421.4
02/21/2015 04:00	921	861.1	651	569.3	1430.4
02/21/2015 05:00	836.4	782.6	652.7	570.4	1353
02/21/2015 06:00	860.4	804.8	617.3	539.1	1343.9
02/21/2015 07:00	954.3	892.6	590.4	516.1	1408.7
02/21/2015 08:00	900.4	842.3	598.8	523.7	1366
02/21/2015 09:00	823.5	769.7	567.7	496.7	1266.4
02/21/2015 10:00	803.7	750.4	523	456.5	1206.9
02/21/2015 11:00	805.5	752.5	561	490.5	1243
02/21/2015 12:00	822.1	769.1	626.7	547.8	1316.9
02/21/2015 13:00	900.5	841.3	690.7	603	1444.3
02/21/2015 14:00	859.7	802.6	667	582.7	1385.3
02/21/2015 15:00	814.8	762.2	652.8	570.1	1332.3
02/21/2015 16:00	916.3	855.7	626.4	547.5	1403.2
02/21/2015 17:00	847.2	792.6	606.6	529.9	1322.5
02/21/2015 18:00	855.4	798.5	561.6	491.2	1289.7
02/21/2015 19:00	807.5	754	565.8	493.8	1247.8
02/21/2015 20:00	754	704.4	554.6	484.3	1188.7
02/21/2015 21:00	801.1	749.2	489.6	428.4	1177.6
02/21/2015 22:00	819.9	766.2	487.8	426.1	1192.3
02/21/2015 23:00	724	676.2	420.1	366.6	1042.8
02/22/2015 00:00	888.6	830.3	427.8	374.1	1204.4
02/22/2015 01:00	780.5	728.9	475.2	415.3	1144.2
02/22/2015 02:00	827.2	773.6	509.8	445.6	1219.2
02/22/2015 03:00	883.1	825.5	473	413.3	1238.8
02/22/2015 04:00	845	789.5	441	385.5	1175
02/22/2015 05:00	913	853.5	404.3	353.1	1206.6
02/22/2015 06:00	1030.1	962.3	490.5	428.7	1391
02/22/2015 07:00	875.3	817.8	561.9	491.6	1309.4
02/22/2015 08:00	924	863.2	612.4	535.7	1398.9
02/22/2015 09:00	1115.4	1041.6	643.6	562.7	1604.3

	Unit 1 (Part 75 Data)	Unit 1 (Part 60 Data)	Unit 2 (Part 75 Data)	Unit 2 (Part 60 Data)	Units 1&2 Combined
	SO2_LbPerHr	SO2_P60_LbPerHr	SO2_LbPerHr	SO2_P60_LbPerHr	(Part 60 Data)
	1H	1H	1H	1H	
Time	Value	Value	Value	Value	
02/22/2015 10:00	988.8	923.3	645.3	564.5	1487.8
02/22/2015 11:00	890	831.3	622.7	544.1	1375.4
02/22/2015 12:00	849.2	793.1	551	481	1274.1
02/22/2015 13:00	897.9	839.6	562.6	491	1330.6
02/22/2015 14:00	852	796.4	550.3	480.7	1277.1
02/22/2015 15:00	817.6	764.5	648.3	566	1330.5
02/22/2015 16:00	914.7	854.4	636.1	555.5	1409.9
02/22/2015 17:00	897.7	839.2	618.3	539.8	1379
02/22/2015 18:00	878.9	820.9	521.1	455.2	1276.1
02/22/2015 19:00	897	838.7	454	396.6	1235.3
02/22/2015 20:00	917.4	856.9	423.3	370	1226.9
02/22/2015 21:00	930.6	870.3	421	367.7	1238
02/22/2015 22:00	790.5	739.3	519.8	453.8	1193.1
02/22/2015 23:00	582	544.7	528.8	462.4	1007.1
02/23/2015 00:00	735.3	687.6	544.8	476.5	1164.1
02/23/2015 01:00	823.5	769.4	551.6	481.7	1251.1
02/23/2015 02:00	579.8	541.5	563.8	492	1033.5
02/23/2015 03:00	882.3	825	580.6	506.8	1331.8
02/23/2015 04:00	982	917.1	526.2	459.4	1376.5
02/23/2015 05:00	772.3	721.9	535.7	467.5	1189.4
02/23/2015 06:00	897.3	839.3	555.3	485.3	1324.6
02/23/2015 07:00	879.3	821.2	607.1	530.6	1351.8
02/23/2015 08:00	844.9	789	560	489.9	1278.9
02/23/2015 09:00	848.8	793.3	517.5	452	1245.3
02/23/2015 10:00	866.5	809	495.5	432.4	1241.4
02/23/2015 11:00	853.3	797.8	442.2	387	1184.8
02/23/2015 12:00	795	743.7	447.7	391	1134.7
02/23/2015 13:00	871.4	813.8	473.3	412.9	1226.7
02/23/2015 14:00	851.1	795.4	571.3	498.6	1294
02/23/2015 15:00	829	775.2	579.4	506.3	1281.5
02/23/2015 16:00	913.6	853.2	587.7	513	1366.2
02/23/2015 17:00	878.1	821.5	577.7	504.6	1326.1
02/23/2015 18:00	830.9	777	578.1	504.8	1281.8
02/23/2015 19:00	882	824	525.1	458.2	1282.2
02/23/2015 20:00	815.9	762.1	491.4	428.9	1191
02/23/2015 21:00	719.8	672.4	482.5	421.6	1094
02/23/2015 22:00	815.2	761.8	515.3	450.3	1212.1
02/23/2015 23:00	817.2	763.7	520.2	455.2	1218.9
02/24/2015 00:00	793.3	741.1	499.2	436.4	1177.5
02/24/2015 01:00	587.4	549.4	498.1	435.4	984.8
02/24/2015 02:00	736.2	688.7	513.7	449.2	1137.9
02/24/2015 03:00	660.7	618.2	546.2	477.5	1095.7
02/24/2015 04:00	693	647.2	517.7	451.9	1099.1
02/24/2015 05:00	681.8	637.6	520.7	455	1092.6
02/24/2015 06:00	704.9	658.2	550.9	481.3	1139.5
02/24/2015 07:00	631.5	590.7	566.2	494.5	1085.2
02/24/2015 08:00	763.3	714.2	563.5	491.8	1206
02/24/2015 09:00	909.6	849.9	556	486.1	1336
02/24/2015 10:00	819.2	766.4	559	488.9	1255.3
02/24/2015 11:00	861.8	804.7	563.4	492.9	1297.6
02/24/2015 12:00	809.9	756.7	566.4	495.5	1252.2
02/24/2015 13:00	932.7	871.5	513.1	448.3	1319.8
02/24/2015 14:00	852.2	797.2	536.9	469.7	1266.9
02/24/2015 15:00	884.7	826.2	563.6	492	1318.2
02/24/2015 16:00	978.2	914.5	547.8	478.1	1392.6
02/24/2015 17:00	816.8	762.5	545	476.9	1239.4
02/24/2015 18:00	863.6	807.9	536.9	469	1276.9
02/24/2015 19:00	939.8	877.7	557.3	486.9	1364.6
02/24/2015 20:00	910.5	851.8	543.3	475.4	1327.2
02/24/2015 21:00	843.3	788.9	534.3	466.7	1255.6
02/24/2015 22:00	896.4	838.1	594.9	519.2	1357.3
02/24/2015 23:00	898.7	840.4	667.6	583.2	1423.6
02/25/2015 00:00	835.5	780.7	522.9	456.9	1237.6
02/25/2015 01:00	911.7	852.1	510.6	445.6	1297.7
02/25/2015 02:00	871.6	813.8	500.2	437	1250.8

	Unit 1 (Part 75 Data)	Unit 1 (Part 60 Data)	Unit 2 (Part 75 Data)	Unit 2 (Part 60 Data)	Units 1&2 Combined
	SO2_LbPerHr	SO2_P60_LbPerHr	SO2_LbPerHr	SO2_P60_LbPerHr	(Part 60 Data)
	1H	1H	1H	1H	
Time	Value	Value	Value	Value	
02/25/2015 03:00	849	793.1	476.7	417.2	1210.3
02/25/2015 04:00	853.5	797.8	450.9	393.5	1191.3
02/25/2015 05:00	881.8	824.1	402.5	351.1	1175.2
02/25/2015 06:00	847.4	791.4	387.9	338.5	1129.9
02/25/2015 07:00	843.4	787.6	377.1	329.7	1117.3
02/25/2015 08:00	769.1	719.2	453.7	396.4	1115.6
02/25/2015 09:00	829.8	775.9	457.7	400.2	1176.1
02/25/2015 10:00	649.1	607.1	477.2	417.6	1024.7
02/25/2015 11:00	576.8	539.7	460.1	402	941.7
02/25/2015 12:00	566.2	529.7	443.7	387.5	917.2
02/25/2015 13:00	896	837	480.5	420	1257
02/25/2015 14:00	685.2	640.1	480.6	420.1	1060.2
02/25/2015 15:00	482.6	450.5	426.9	372.5	823
02/25/2015 16:00	724	676.9	404.8	354.3	1031.2
02/25/2015 17:00	576.3	538.9	492.5	430.7	969.6
02/25/2015 18:00	590.7	551.7	474.6	414.4	966.1
02/25/2015 19:00	735.8	687.9	404	353.3	1041.2
02/25/2015 20:00	696.2	650.9	410.2	357.8	1008.7
02/25/2015 21:00	743.3	694.3	435.7	381.2	1075.5
02/25/2015 22:00	734.9	686.6	378.1	329.8	1016.4
02/25/2015 23:00	673.8	630.1	341.3	298.6	928.7
02/26/2015 00:00	643.3	601.1	384.1	335.8	936.9
02/26/2015 01:00	758.8	709.7	393.1	343.1	1052.8
02/26/2015 02:00	767.5	717.8	406.6	355.5	1073.3
02/26/2015 03:00	734.1	686.3	430.8	376.3	1062.6
02/26/2015 04:00	745	696.9	423.3	369.3	1066.2
02/26/2015 05:00	754.3	705.3	409.8	358	1063.3
02/26/2015 06:00	788	736.9	435.4	379.9	1116.8
02/26/2015 07:00	680	635	406.8	355.1	990.1
02/26/2015 08:00	624.6	583.6	396.9	347.1	930.7
02/26/2015 09:00	875.9	819.3	418.1	364.8	1184.1
02/26/2015 10:00	846.1	790.6	386.9	337.5	1128.1
02/26/2015 11:00	877.1	819.7	374.4	326.8	1146.5
02/26/2015 12:00	894.9	836.7	468.3	409.3	1246
02/26/2015 13:00	891.7	833.7	497.9	435.2	1268.9
02/26/2015 14:00	850	794.7	484.1	423.1	1217.8
02/26/2015 15:00	877.5	819.4	510.3	445.6	1265
02/26/2015 16:00	810.5	758.1	441.3	385.9	1144
02/26/2015 17:00	899.6	841.4	406.9	355.4	1196.8
02/26/2015 18:00	883.3	825.9	467.7	409.3	1235.2
02/26/2015 19:00	800.4	747.5	301.6	263.7	1011.2
02/26/2015 20:00	889.6	831.7	288.7	252.6	1084.3
02/26/2015 21:00	900.6	841	482.5	421	1262
02/26/2015 22:00	806.1	753.9	477.3	417.3	1171.2
02/26/2015 23:00	763.7	713.6	342.9	299.3	1012.9
02/27/2015 00:00	709.9	662.5	363.3	318	980.5
02/27/2015 01:00	1077.7	1006.7	455.4	397.6	1404.3
02/27/2015 02:00	950.1	888.1	362.2	316.9	1205
02/27/2015 03:00	809.4	755.7	305.4	267.4	1023.1
02/27/2015 04:00	903.3	843.5	309.4	270	1113.5
02/27/2015 05:00	807.9	754.2	311.6	272.5	1026.7
02/27/2015 06:00	788.8	737.8	313.1	273.8	1011.6
02/27/2015 07:00	724	677.5	354.6	310	987.5
02/27/2015 08:00	835.9	780.7	411.6	359.9	1140.6
02/27/2015 09:00	776.6	726.5	422.8	369.3	1095.8
02/27/2015 10:00	928.7	868.3	599.3	524.2	1392.5
02/27/2015 11:00	1378.5	1287.7	561.4	491	1778.7
02/27/2015 12:00	989.7	924.4	448.1	391	1315.4
02/27/2015 13:00	732.6	685	465.8	406.7	1091.7
02/27/2015 14:00	876.4	819.4	557.5	486.9	1306.3
02/27/2015 15:00	861.7	805.4	408	357	1162.4
02/27/2015 16:00	838.6	784	315.1	275.1	1059.1
02/27/2015 17:00	904.1	844.2	374.3	327.2	1171.4
02/27/2015 18:00	866.6	810.5	404.9	354.1	1164.6
02/27/2015 19:00	890.4	832.6	377.6	330.5	1163.1

	Unit 1 (Part 75 Data)	Unit 1 (Part 60 Data)	Unit 2 (Part 75 Data)	Unit 2 (Part 60 Data)	Units 1&2 Combined
	SO2_LbPerHr	SO2_P60_LbPerHr	SO2_LbPerHr	SO2_P60_LbPerHr	(Part 60 Data)
	1H	1H	1H	1H	
Time	Value	Value	Value	Value	
02/27/2015 20:00	872.4	814.7	484.4	423	1237.7
02/27/2015 21:00	846.1	791.2	592	517.3	1308.5
02/27/2015 22:00	880.4	823.3	555.6	485	1308.3
02/27/2015 23:00	844.5	789	506.8	443.2	1232.2
02/28/2015 00:00	941.8	880.7	547.7	478.7	1359.4
02/28/2015 01:00	725.5	678.6	541.7	473.1	1151.7
02/28/2015 02:00	1089.3	1018.3	501.8	438.3	1456.6
02/28/2015 03:00	967.4	904.3	467	407.6	1311.9
02/28/2015 04:00	1007.4	941	483.6	422.4	1363.4
02/28/2015 05:00	750.8	701.3	499.4	436.5	1137.8
02/28/2015 06:00	836.1	781.9	602	526.3	1308.2
02/28/2015 07:00	1030	963.3	615.8	538.3	1501.6
02/28/2015 08:00	918.6	857.7	573.1	500.9	1358.6
02/28/2015 09:00	995	930	559.1	488.5	1418.5
02/28/2015 10:00	1105.4	0	593.2	518.5	518.5
02/28/2015 11:00	1024.2	0	635.1	554.4	554.4
02/28/2015 12:00	1078.3	0	440.6	385.6	385.6
02/28/2015 13:00	1088.7	0	321.8	280.7	280.7
02/28/2015 14:00	1124.1	0	0	0	0
02/28/2015 15:00	957.6	0	0	0	0
02/28/2015 16:00	1109.6	0	0	0	0
02/28/2015 17:00	1040.9	0	0	0	0
02/28/2015 18:00	943	0	0	0	0
02/28/2015 19:00	888.9	0	0	0	0
02/28/2015 20:00	922.2	0	0	0	0
02/28/2015 21:00	884.7	0	0	0	0
02/28/2015 22:00	932.6	0	0	0	0
02/28/2015 23:00	866	0	0	0	0
03/01/2015 00:00	903.5	0	0	0	0
03/01/2015 01:00	866	0	0	0	0
03/01/2015 02:00	886.8	0	0	0	0
03/01/2015 03:00	951.4	0	0	0	0
03/01/2015 04:00	899.3	0	0	0	0
03/01/2015 05:00	868.1	0	0	0	0
03/01/2015 06:00	905.6	0	0	0	0
03/01/2015 07:00	932.6	0	0	0	0
03/01/2015 08:00	1128.3	0	0	0	0
03/01/2015 09:00	820.2	0	0	0	0
03/01/2015 10:00	876.4	0	0	0	0
03/01/2015 11:00	858.3	801.5	0	0	801.5
03/01/2015 12:00	859.3	802.3	0	0	802.3
03/01/2015 13:00	1086	1014.8	0	0	1014.8
03/01/2015 14:00	793.8	742.6	0	0	742.6
03/01/2015 15:00	921.2	860.7	0	0	860.7
03/01/2015 16:00	1225	1143.9	0	0	1143.9
03/01/2015 17:00	819.2	764.7	0	0	764.7
03/01/2015 18:00	938.4	877.3	0	0	877.3
03/01/2015 19:00	958.5	896.2	0	0	896.2
03/01/2015 20:00	859	802.9	0	0	802.9
03/01/2015 21:00	976.9	912.9	0	0	912.9
03/01/2015 22:00	1023.5	956.1	0	0	956.1
03/01/2015 23:00	708.1	660.9	0	0	660.9
03/02/2015 00:00	1071.3	1002	0	0	1002
03/02/2015 01:00	948.6	886.4	0	0	886.4
03/02/2015 02:00	930.9	870.6	0	0	870.6
03/02/2015 03:00	946.3	884.8	0	0	884.8
03/02/2015 04:00	862.6	805.9	0	0	805.9
03/02/2015 05:00	1025.5	958.8	0	0	958.8
03/02/2015 06:00	1086.5	1014.6	0	0	1014.6
03/02/2015 07:00	809.3	756.6	0	0	756.6
03/02/2015 08:00	1197	1118.7	0	0	1118.7
03/02/2015 09:00	765.7	716	0	0	716
03/02/2015 10:00	832.8	0	0	0	0
03/02/2015 11:00	977.9	0	0	0	0
03/02/2015 12:00	856.7	0	0	0	0

	Unit 1 (Part 75 Data)	Unit 1 (Part 60 Data)	Unit 2 (Part 75 Data)	Unit 2 (Part 60 Data)	Units 1&2 Combined
	SO2_LbPerHr	SO2_P60_LbPerHr	SO2_LbPerHr	SO2_P60_LbPerHr	(Part 60 Data)
	1H	1H	1H	1H	
Time	Value	Value	Value	Value	
03/02/2015 13:00	908.4	0	0	0	0
03/02/2015 14:00	838.8	0	0	0	0
03/02/2015 15:00	870.6	0	0	0	0
03/02/2015 16:00	910.3	0	0	0	0
03/02/2015 17:00	824.9	0	0	0	0
03/02/2015 18:00	809	0	0	0	0
03/02/2015 19:00	924.3	0	0	0	0
03/02/2015 20:00	780.7	0	0	0	0
03/02/2015 21:00	905.6	0	0	0	0
03/02/2015 22:00	687.7	0	0	0	0
03/02/2015 23:00	864.6	0	0	0	0
03/03/2015 00:00	885.5	0	0	0	0
03/03/2015 01:00	506.4	0	0	0	0
03/03/2015 02:00	259.3	0	0	0	0
03/03/2015 03:00	273.1	0	0	0	0
03/03/2015 04:00	858	0	0	0	0
03/03/2015 05:00	999.5	0	0	0	0
03/03/2015 06:00	958	0	0	0	0
03/03/2015 07:00	721.5	0	0	0	0
03/03/2015 08:00	536.1	501	0	0	501
03/03/2015 09:00	712.9	666.8	0	0	666.8
03/03/2015 10:00	805.3	751.7	0	0	751.7
03/03/2015 11:00	676	631.2	0	0	631.2
03/03/2015 12:00	702.5	656.4	0	0	656.4
03/03/2015 13:00	861.3	805	0	0	805
03/03/2015 14:00	776.3	726.3	0	0	726.3
03/03/2015 15:00	756.4	706.6	0	0	706.6
03/03/2015 16:00	773.7	723.8	0	0	723.8
03/03/2015 17:00	810.7	758.6	0	0	758.6
03/03/2015 18:00	691.4	646.4	0	0	646.4
03/03/2015 19:00	842.4	786.8	0	0	786.8
03/03/2015 20:00	681.2	636.2	0	0	636.2
03/03/2015 21:00	727.5	679.8	0	0	679.8
03/03/2015 22:00	733.5	685.9	0	0	685.9
03/03/2015 23:00	583.2	544.8	0	0	544.8
03/04/2015 00:00	765.4	714.5	0	0	714.5
03/04/2015 01:00	585	546	0	0	546
03/04/2015 02:00	783.3	731.3	0	0	731.3
03/04/2015 03:00	852.5	796.9	0	0	796.9
03/04/2015 04:00	828.7	774.4	0	0	774.4
03/04/2015 05:00	851.2	796.1	0	0	796.1
03/04/2015 06:00	898.2	839.8	0	0	839.8
03/04/2015 07:00	735.6	687.7	0	0	687.7
03/04/2015 08:00	1444.6	1350.4	0	0	1350.4
03/04/2015 09:00	551.1	515.3	0	0	515.3
03/04/2015 10:00	1263.6	0	0	0	0
03/04/2015 11:00	1112.9	0	0	0	0
03/04/2015 12:00	1115.7	0	0	0	0
03/04/2015 13:00	1090.6	0	0	0	0
03/04/2015 14:00	1037.6	0	0	0	0
03/04/2015 15:00	843.9	0	0	0	0
03/04/2015 16:00	700.2	0	0	0	0
03/04/2015 17:00	776.1	0	0	0	0
03/04/2015 18:00	802.8	0	0	0	0
03/04/2015 19:00	792.6	0	0	0	0
03/04/2015 20:00	757.7	0	0	0	0
03/04/2015 21:00	860.3	0	0	0	0
03/04/2015 22:00	755.6	0	0	0	0
03/04/2015 23:00	1029.3	0	0	0	0
03/05/2015 00:00	1163.1	0	0	0	0
03/05/2015 01:00	1048.8	0	0	0	0
03/05/2015 02:00	1040.4	0	0	0	0
03/05/2015 03:00	778.2	0	0	0	0
03/05/2015 04:00	1051.6	0	0	0	0
03/05/2015 05:00	1009.7	0	0	0	0

	Unit 1 (Part 75 Data)	Unit 1 (Part 60 Data)	Unit 2 (Part 75 Data)	Unit 2 (Part 60 Data)	Units 1&2 Combined
	SO2_LbPerHr	SO2_P60_LbPerHr	SO2_LbPerHr	SO2_P60_LbPerHr	(Part 60 Data)
	1H	1H	1H	1H	
Time	Value	Value	Value	Value	
03/05/2015 06:00	926.1	0	0	0	0
03/05/2015 07:00	940	0	0	0	0
03/05/2015 08:00	808.9	0	0	0	0
03/05/2015 09:00	552.3	0	0	0	0
03/05/2015 10:00	507.2	0	0	0	0
03/05/2015 11:00	584.3	546.2	0	0	546.2
03/05/2015 12:00	655.2	613.1	0	0	613.1
03/05/2015 13:00	739.3	691.3	0	0	691.3
03/05/2015 14:00	705.7	659.8	0	0	659.8
03/05/2015 15:00	775.4	725.1	0	0	725.1
03/05/2015 16:00	727.5	679.6	0	0	679.6
03/05/2015 17:00	751	701.1	0	0	701.1
03/05/2015 18:00	593.5	553.9	0	0	553.9
03/05/2015 19:00	782.2	730.1	0	0	730.1
03/05/2015 20:00	837.3	782.7	0	0	782.7
03/05/2015 21:00	763	712.7	0	0	712.7
03/05/2015 22:00	785.6	733.2	0	0	733.2
03/05/2015 23:00	868.9	812.3	0	0	812.3
03/06/2015 00:00	725.7	677.6	0	0	677.6
03/06/2015 01:00	762.4	712.1	0	0	712.1
03/06/2015 02:00	759.3	709.1	0	0	709.1
03/06/2015 03:00	945.9	884.8	0	0	884.8
03/06/2015 04:00	714	667.9	0	0	667.9
03/06/2015 05:00	798.2	744.9	0	0	744.9
03/06/2015 06:00	766.4	717.1	0	0	717.1
03/06/2015 07:00	917.4	857.2	0	0	857.2
03/06/2015 08:00	753.5	704.3	0	0	704.3
03/06/2015 09:00	792.8	741.5	0	0	741.5
03/06/2015 10:00	758.5	709.8	0	0	709.8
03/06/2015 11:00	649.9	607.7	0	0	607.7
03/06/2015 12:00	807.8	755.2	0	0	755.2
03/06/2015 13:00	736.8	688.4	0	0	688.4
03/06/2015 14:00	680.3	636	0	0	636
03/06/2015 15:00	669.2	624.9	0	0	624.9
03/06/2015 16:00	676.4	632	0	0	632
03/06/2015 17:00	681.8	637.2	0	0	637.2
03/06/2015 18:00	756.3	707.7	0	0	707.7
03/06/2015 19:00	718.7	672.1	0	0	672.1
03/06/2015 20:00	771.3	720.5	0	0	720.5
03/06/2015 21:00	742.3	693.6	0	0	693.6
03/06/2015 22:00	762.8	712.1	0	0	712.1
03/06/2015 23:00	763.8	713.3	0	0	713.3
03/07/2015 00:00	659.3	617	0	0	617
03/07/2015 01:00	453.5	424.5	0	0	424.5
03/07/2015 02:00	343.4	320.6	0	0	320.6
03/07/2015 03:00	263.9	246	0	0	246
03/07/2015 04:00	518.1	484.4	0	0	484.4
03/07/2015 05:00	652.6	609.1	0	0	609.1
03/07/2015 06:00	634.3	592.9	0	0	592.9
03/07/2015 07:00	653.4	609.9	0	0	609.9
03/07/2015 08:00	835.8	781.7	0	0	781.7
03/07/2015 09:00	664.2	619.8	0	0	619.8
03/07/2015 10:00	963	900.3	0	0	900.3
03/07/2015 11:00	735.4	687.2	0	0	687.2
03/07/2015 12:00	727.1	679	0	0	679
03/07/2015 13:00	821.3	767.5	0	0	767.5
03/07/2015 14:00	650.5	607.6	0	0	607.6
03/07/2015 15:00	764	714.2	0	0	714.2
03/07/2015 16:00	691.6	645.7	0	0	645.7
03/07/2015 17:00	766.1	715.9	0	0	715.9
03/07/2015 18:00	670.5	626.8	0	0	626.8
03/07/2015 19:00	693.7	648.2	0	0	648.2
03/07/2015 20:00	796.5	745.2	0	0	745.2
03/07/2015 21:00	649.7	607.5	0	0	607.5
03/07/2015 22:00	712.7	666.9	0	0	666.9

	Unit 1 (Part 75 Data)	Unit 1 (Part 60 Data)	Unit 2 (Part 75 Data)	Unit 2 (Part 60 Data)	Units 1&2 Combined
	SO2_LbPerHr	SO2_P60_LbPerHr	SO2_LbPerHr	SO2_P60_LbPerHr	(Part 60 Data)
	1H	1H	1H	1H	
Time	Value	Value	Value	Value	
03/07/2015 23:00	613.3	573.7	0	0	573.7
03/08/2015 00:00	647.3	604.9	0	0	604.9
03/08/2015 01:00	615	574.1	0	0	574.1
03/08/2015 02:00	685.3	640	0	0	640
03/08/2015 03:00	737.8	689.3	0	0	689.3
03/08/2015 04:00	584.3	546.8	0	0	546.8
03/08/2015 05:00	692.3	647.8	0	0	647.8
03/08/2015 06:00	951	889.7	0	0	889.7
03/08/2015 07:00	670.8	626.1	0	0	626.1
03/08/2015 08:00	686.4	641.3	0	0	641.3
03/08/2015 09:00	657.8	615.4	0	0	615.4
03/08/2015 10:00	660.5	616.9	0	0	616.9
03/08/2015 11:00	660.4	617.5	0	0	617.5
03/08/2015 12:00	646.3	603.9	0	0	603.9
03/08/2015 13:00	609.2	569.3	0	0	569.3
03/08/2015 14:00	589.4	550.1	0	0	550.1
03/08/2015 15:00	611.8	572.3	0	0	572.3
03/08/2015 16:00	578.3	540.3	0	0	540.3
03/08/2015 17:00	561.5	525	0	0	525
03/08/2015 18:00	520.5	487.1	0	0	487.1
03/08/2015 19:00	534.1	499.6	0	0	499.6
03/08/2015 20:00	549.5	514.1	0	0	514.1
03/08/2015 21:00	529.1	493.7	0	0	493.7
03/08/2015 22:00	536.5	501.8	0	0	501.8
03/08/2015 23:00	591.7	552.2	0	0	552.2
03/09/2015 00:00	568.5	530.7	0	0	530.7
03/09/2015 01:00	553.6	517.7	0	0	517.7
03/09/2015 02:00	586.1	548.3	0	0	548.3
03/09/2015 03:00	608.5	568.1	0	0	568.1
03/09/2015 04:00	725.4	677.4	0	0	677.4
03/09/2015 05:00	638.2	597.1	0	0	597.1
03/09/2015 06:00	710.2	663.3	0	0	663.3
03/09/2015 07:00	746.3	697.3	0	0	697.3
03/09/2015 08:00	1064.2	995.2	0	0	995.2
03/09/2015 09:00	1011.8	944.8	0	0	944.8
03/09/2015 10:00	1046.6	977.3	0	0	977.3
03/09/2015 11:00	958.9	896.1	0	0	896.1
03/09/2015 12:00	1118.2	1045.1	0	0	1045.1
03/09/2015 13:00	1828.2	1708.3	0	0	1708.3
03/09/2015 14:00	739.3	691.3	0	0	691.3
03/09/2015 15:00	900.8	841	0	0	841
03/09/2015 16:00	1197.9	1119.2	0	0	1119.2
03/09/2015 17:00	620.4	580.6	0	0	580.6
03/09/2015 18:00	734.7	686	0	0	686
03/09/2015 19:00	824	769.3	0	0	769.3
03/09/2015 20:00	721.6	674.5	0	0	674.5
03/09/2015 21:00	724.3	676.9	0	0	676.9
03/09/2015 22:00	663.1	619.9	0	0	619.9
03/09/2015 23:00	615.7	575.9	0	0	575.9
03/10/2015 00:00	609.2	570	0	0	570
03/10/2015 01:00	618.6	578.6	0	0	578.6
03/10/2015 02:00	661.5	617.5	0	0	617.5
03/10/2015 03:00	610.6	570.6	0	0	570.6
03/10/2015 04:00	664.8	621.5	0	0	621.5
03/10/2015 05:00	711.8	666	0	0	666
03/10/2015 06:00	621.7	581.4	0	0	581.4
03/10/2015 07:00	830.8	776.1	0	0	776.1
03/10/2015 08:00	724.2	676.2	0	0	676.2
03/10/2015 09:00	750.5	701.3	0	0	701.3
03/10/2015 10:00	684.8	640.4	0	0	640.4
03/10/2015 11:00	703.3	657.5	0	0	657.5
03/10/2015 12:00	0	0	0	0	0
03/10/2015 13:00	0	0	0	0	0
03/10/2015 14:00	0	0	0	0	0
03/10/2015 15:00	0	0	0	0	0

	Unit 1 (Part 75 Data)	Unit 1 (Part 60 Data)	Unit 2 (Part 75 Data)	Unit 2 (Part 60 Data)	Units 1&2 Combined
	SO2_LbPerHr	SO2_P60_LbPerHr	SO2_LbPerHr	SO2_P60_LbPerHr	(Part 60 Data)
	1H	1H	1H	1H	
Time	Value	Value	Value	Value	
03/10/2015 16:00	0	0	0	0	0
03/10/2015 17:00	0	0	0	0	0
03/10/2015 18:00	0	0	0	0	0
03/10/2015 19:00	0	0	0	0	0
03/10/2015 20:00	0	0	0	0	0
03/10/2015 21:00	0	0	0	0	0
03/10/2015 22:00	0	0	0	0	0
03/10/2015 23:00	0	0	0	0	0
03/11/2015 00:00	0	0	0	0	0
03/11/2015 01:00	0	0	0	0	0
03/11/2015 02:00	0	0	0	0	0
03/11/2015 03:00	0	0	0	0	0
03/11/2015 04:00	0	0	0	0	0
03/11/2015 05:00	0	0	0	0	0
03/11/2015 06:00	0	0	0	0	0
03/11/2015 07:00	0	0	0	0	0
03/11/2015 08:00	0	0	0	0	0
03/11/2015 09:00	0	0	0	0	0
03/11/2015 10:00	0	0	0	0	0
03/11/2015 11:00	0	0	0	0	0
03/11/2015 12:00	0	0	0	0	0
03/11/2015 13:00	0	0	0	0	0
03/11/2015 14:00	0	0	0	0	0
03/11/2015 15:00	0	0	0	0	0
03/11/2015 16:00	0	0	0	0	0
03/11/2015 17:00	0	0	0	0	0
03/11/2015 18:00	0	0	0	0	0
03/11/2015 19:00	0	0	0	0	0
03/11/2015 20:00	0	0	0	0	0
03/11/2015 21:00	0	0	0	0	0
03/11/2015 22:00	0	0	0	0	0
03/11/2015 23:00	0	0	0	0	0
03/12/2015 00:00	0	0	0	0	0
03/12/2015 01:00	0	0	0	0	0
03/12/2015 02:00	0	0	0	0	0
03/12/2015 03:00	0	0	0	0	0
03/12/2015 04:00	0	0	0	0	0
03/12/2015 05:00	0	0	0	0	0
03/12/2015 06:00	0	0	0	0	0
03/12/2015 07:00	0	0	0	0	0
03/12/2015 08:00	0	0	0	0	0
03/12/2015 09:00	0	0	0	0	0
03/12/2015 10:00	0	0	0	0	0
03/12/2015 11:00	0	0	0	0	0
03/12/2015 12:00	0	0	0	0	0
03/12/2015 13:00	0	0	0	0	0
03/12/2015 14:00	0	0	0	0	0
03/12/2015 15:00	0	0	0	0	0
03/12/2015 16:00	0	0	0	0	0
03/12/2015 17:00	0	0	0	0	0
03/12/2015 18:00	0	0	0	0	0
03/12/2015 19:00	0	0	0	0	0
03/12/2015 20:00	0	0	0	0	0
03/12/2015 21:00	0	0	0	0	0
03/12/2015 22:00	0	0	0	0	0
03/12/2015 23:00	0	0	0	0	0
03/13/2015 00:00	0	0	0	0	0
03/13/2015 01:00	0	0	0	0	0
03/13/2015 02:00	0	0	0	0	0
03/13/2015 03:00	0	0	0	0	0
03/13/2015 04:00	0	0	0	0	0
03/13/2015 05:00	0	0	0	0	0
03/13/2015 06:00	0	0	0	0	0
03/13/2015 07:00	0	0	0	0	0
03/13/2015 08:00	0	0	0	0	0

	Unit 1 (Part 75 Data)	Unit 1 (Part 60 Data)	Unit 2 (Part 75 Data)	Unit 2 (Part 60 Data)	Units 1&2 Combined
	SO2_LbPerHr	SO2_P60_LbPerHr	SO2_LbPerHr	SO2_P60_LbPerHr	(Part 60 Data)
	1H	1H	1H	1H	
Time	Value	Value	Value	Value	
03/13/2015 09:00	0	0	0	0	0
03/13/2015 10:00	0	0	0	0	0
03/13/2015 11:00	0	0	0	0	0
03/13/2015 12:00	0	0	76.2	0	0
03/13/2015 13:00	0	0	0	0	0
03/13/2015 14:00	0	0	0	0	0
03/13/2015 15:00	0	0	0	0	0
03/13/2015 16:00	0	0	0	0	0
03/13/2015 17:00	0	0	0	0	0
03/13/2015 18:00	0	0	0	0	0
03/13/2015 19:00	0	0	0	0	0
03/13/2015 20:00	0	0	0	0	0
03/13/2015 21:00	0	0	0	0	0
03/13/2015 22:00	0	0	0	0	0
03/13/2015 23:00	0	0	0	0	0
03/14/2015 00:00	0	0	0	0	0
03/14/2015 01:00	0	0	0	0	0
03/14/2015 02:00	0	0	0	0	0
03/14/2015 03:00	0	0	0	0	0
03/14/2015 04:00	0	0	0	0	0
03/14/2015 05:00	0	0	0	0	0
03/14/2015 06:00	0	0	0	0	0
03/14/2015 07:00	0	0	0	0	0
03/14/2015 08:00	0	0	0	0	0
03/14/2015 09:00	0	0	0	0	0
03/14/2015 10:00	0	0	0	0	0
03/14/2015 11:00	0	0	0	0	0
03/14/2015 12:00	0	0	0	0	0
03/14/2015 13:00	0	0	0	0	0
03/14/2015 14:00	0	0	0	0	0
03/14/2015 15:00	0	0	0	0	0
03/14/2015 16:00	0	0	0	0	0
03/14/2015 17:00	0	0	0	0	0
03/14/2015 18:00	0	0	0	0	0
03/14/2015 19:00	0	0	0	0	0
03/14/2015 20:00	0	0	0	0	0
03/14/2015 21:00	0	0	0	0	0
03/14/2015 22:00	0	0	0	0	0
03/14/2015 23:00	0	0	0	0	0
03/15/2015 00:00	0	0	0	0	0
03/15/2015 01:00	0	0	0	0	0
03/15/2015 02:00	0	0	0	0	0
03/15/2015 03:00	0	0	0	0	0
03/15/2015 04:00	0	0	0	0	0
03/15/2015 05:00	0	0	0	0	0
03/15/2015 06:00	0	0	0	0	0
03/15/2015 07:00	0	0	0	0	0
03/15/2015 08:00	0	0	0	0	0
03/15/2015 09:00	0	0	0	0	0
03/15/2015 10:00	0	0	0	0	0
03/15/2015 11:00	0	0	0	0	0
03/15/2015 12:00	0	0	0	0	0
03/15/2015 13:00	0	0	0	0	0
03/15/2015 14:00	0	0	0	0	0
03/15/2015 15:00	0	0	0	0	0
03/15/2015 16:00	0	0	0	0	0
03/15/2015 17:00	0	0	0	0	0
03/15/2015 18:00	0	0	0	0	0
03/15/2015 19:00	0	0	0	0	0
03/15/2015 20:00	0	0	0	0	0
03/15/2015 21:00	0	0	0	0	0
03/15/2015 22:00	0	0	0	0	0
03/15/2015 23:00	0	0	0	0	0
03/16/2015 00:00	0	0	0	0	0
03/16/2015 01:00	0	0	0	0	0

	Unit 1 (Part 75 Data)	Unit 1 (Part 60 Data)	Unit 2 (Part 75 Data)	Unit 2 (Part 60 Data)	Units 1&2 Combined
	SO2_LbPerHr	SO2_P60_LbPerHr	SO2_LbPerHr	SO2_P60_LbPerHr	(Part 60 Data)
	1H	1H	1H	1H	
Time	Value	Value	Value	Value	
03/16/2015 02:00	0	0	0	0	0
03/16/2015 03:00	0	0	0	0	0
03/16/2015 04:00	0	0	0	0	0
03/16/2015 05:00	0	0	0	0	0
03/16/2015 06:00	0	0	0	0	0
03/16/2015 07:00	0	0	0	0	0
03/16/2015 08:00	0	0	0	0	0
03/16/2015 09:00	0	0	0	0	0
03/16/2015 10:00	0	0	0	0	0
03/16/2015 11:00	0	0	0	0	0
03/16/2015 12:00	0	0	0	0	0
03/16/2015 13:00	0	0	0	0	0
03/16/2015 14:00	0	0	0	0	0
03/16/2015 15:00	0	0	0	0	0
03/16/2015 16:00	0	0	0	0	0
03/16/2015 17:00	0	0	0	0	0
03/16/2015 18:00	0	0	0	0	0
03/16/2015 19:00	0	0	0	0	0
03/16/2015 20:00	0	0	0	0	0
03/16/2015 21:00	0	0	0	0	0
03/16/2015 22:00	0	0	0	0	0
03/16/2015 23:00	0	0	0	0	0
03/17/2015 00:00	0	0	0	0	0
03/17/2015 01:00	0	0	0	0	0
03/17/2015 02:00	0	0	0	0	0
03/17/2015 03:00	0	0	0	0	0
03/17/2015 04:00	0	0	0	0	0
03/17/2015 05:00	0	0	0	0	0
03/17/2015 06:00	0	0	0	0	0
03/17/2015 07:00	0	0	0	0	0
03/17/2015 08:00	0	0	0	0	0
03/17/2015 09:00	0	0	0	0	0
03/17/2015 10:00	0	0	0	0	0
03/17/2015 11:00	0	0	0	0	0
03/17/2015 12:00	0	0	0	0	0
03/17/2015 13:00	0	0	0	0	0
03/17/2015 14:00	0	0	0	0	0
03/17/2015 15:00	0	0	0	0	0
03/17/2015 16:00	0	0	0	0	0
03/17/2015 17:00	0	0	0	0	0
03/17/2015 18:00	0	0	0	0	0
03/17/2015 19:00	0	0	0	0	0
03/17/2015 20:00	0	0	0	0	0
03/17/2015 21:00	0	0	0	0	0
03/17/2015 22:00	0	0	0	0	0
03/17/2015 23:00	0	0	0	0	0
03/18/2015 00:00	0	0	0	0	0
03/18/2015 01:00	0	0	0	0	0
03/18/2015 02:00	0	0	0	0	0
03/18/2015 03:00	0	0	0	0	0
03/18/2015 04:00	0	0	0	0	0
03/18/2015 05:00	0	0	0	0	0
03/18/2015 06:00	0	0	0	0	0
03/18/2015 07:00	0	0	0	0	0
03/18/2015 08:00	0	0	0	0	0
03/18/2015 09:00	0	0	0	0	0
03/18/2015 10:00	0	0	0	0	0
03/18/2015 11:00	0	0	0	0	0
03/18/2015 12:00	0	0	0	0	0
03/18/2015 13:00	0	0	0	0	0
03/18/2015 14:00	0	0	0	0	0
03/18/2015 15:00	0	0	0	0	0
03/18/2015 16:00	0	0	0	0	0
03/18/2015 17:00	0	0	0	0	0
03/18/2015 18:00	0	0	0	0	0

	Unit 1 (Part 75 Data)	Unit 1 (Part 60 Data)	Unit 2 (Part 75 Data)	Unit 2 (Part 60 Data)	Units 1&2 Combined
	SO2_LbPerHr	SO2_P60_LbPerHr	SO2_LbPerHr	SO2_P60_LbPerHr	(Part 60 Data)
	1H	1H	1H	1H	
Time	Value	Value	Value	Value	
03/18/2015 19:00	0	0	0	0	0
03/18/2015 20:00	0	0	0	0	0
03/18/2015 21:00	0	0	0	0	0
03/18/2015 22:00	0	0	0	0	0
03/18/2015 23:00	0	0	0	0	0
03/19/2015 00:00	0	0	0	0	0
03/19/2015 01:00	0	0	0	0	0
03/19/2015 02:00	0	0	0	0	0
03/19/2015 03:00	0	0	0	0	0
03/19/2015 04:00	0	0	0	0	0
03/19/2015 05:00	0	0	0	0	0
03/19/2015 06:00	0	0	0	0	0
03/19/2015 07:00	0	0	0	0	0
03/19/2015 08:00	0	0	0	0	0
03/19/2015 09:00	0	0	0	0	0
03/19/2015 10:00	0	0	0	0	0
03/19/2015 11:00	0	0	0	0	0
03/19/2015 12:00	0	0	0	0	0
03/19/2015 13:00	0	0	0	0	0
03/19/2015 14:00	0	0	0	0	0
03/19/2015 15:00	0	0	0	0	0
03/19/2015 16:00	0	0	0	0	0
03/19/2015 17:00	0	0	0	0	0
03/19/2015 18:00	0	0	0	0	0
03/19/2015 19:00	0	0	0	0	0
03/19/2015 20:00	0	0	0	0	0
03/19/2015 21:00	0	0	0	0	0
03/19/2015 22:00	0	0	0	0	0
03/19/2015 23:00	0	0	0	0	0
03/20/2015 00:00	0	0	0	0	0
03/20/2015 01:00	0	0	0	0	0
03/20/2015 02:00	0	0	0	0	0
03/20/2015 03:00	0	0	0	0	0
03/20/2015 04:00	0	0	0	0	0
03/20/2015 05:00	0	0	0	0	0
03/20/2015 06:00	0	0	0	0	0
03/20/2015 07:00	0	0	0	0	0
03/20/2015 08:00	0	0	0	0	0
03/20/2015 09:00	0	0	0	0	0
03/20/2015 10:00	0	0	0	0	0
03/20/2015 11:00	0	0	0	0	0
03/20/2015 12:00	0	0	0	0	0
03/20/2015 13:00	0	0	0	0	0
03/20/2015 14:00	0	0	0	0	0
03/20/2015 15:00	0	0	0	0	0
03/20/2015 16:00	18748.4	0	0	0	0
03/20/2015 17:00	0	0	0	0	0
03/20/2015 18:00	0	0	0	0	0
03/20/2015 19:00	0	0	0	0	0
03/20/2015 20:00	0	0	0	0	0
03/20/2015 21:00	0	0	0	0	0
03/20/2015 22:00	0	0	0	0	0
03/20/2015 23:00	0	0	0	0	0
03/21/2015 00:00	0	0	0	0	0
03/21/2015 01:00	0	0	0	0	0
03/21/2015 02:00	0	0	0	0	0
03/21/2015 03:00	0	0	0	0	0
03/21/2015 04:00	0	0	0	0	0
03/21/2015 05:00	0	0	0	0	0
03/21/2015 06:00	0	0	0	0	0
03/21/2015 07:00	0	0	0	0	0
03/21/2015 08:00	0	0	0	0	0
03/21/2015 09:00	0	0	0	0	0
03/21/2015 10:00	0	0	0	0	0
03/21/2015 11:00	0	0	0	0	0

	Unit 1 (Part 75 Data)	Unit 1 (Part 60 Data)	Unit 2 (Part 75 Data)	Unit 2 (Part 60 Data)	Units 1&2 Combined
	SO2_LbPerHr	SO2_P60_LbPerHr	SO2_LbPerHr	SO2_P60_LbPerHr	(Part 60 Data)
	1H	1H	1H	1H	
Time	Value	Value	Value	Value	
03/21/2015 12:00	15.4	14.1	0	0	14.1
03/21/2015 13:00	416.3	388.5	0	0	388.5
03/21/2015 14:00	156.2	145.3	0	0	145.3
03/21/2015 15:00	142.3	133.1	0	0	133.1
03/21/2015 16:00	124.9	117.3	0	0	117.3
03/21/2015 17:00	116.2	108.7	0	0	108.7
03/21/2015 18:00	109.7	102.2	0	0	102.2
03/21/2015 19:00	76.1	71.7	0	0	71.7
03/21/2015 20:00	38.3	35.4	0	0	35.4
03/21/2015 21:00	3	3	0	0	3
03/21/2015 22:00	0	0	0	0	0
03/21/2015 23:00	1.5	1.5	0	0	1.5
03/22/2015 00:00	13.3	11.9	0	0	11.9
03/22/2015 01:00	17.5	16.1	0	0	16.1
03/22/2015 02:00	6.8	6.8	0	0	6.8
03/22/2015 03:00	66.6	62.2	0	0	62.2
03/22/2015 04:00	76.3	71.8	0	0	71.8
03/22/2015 05:00	82.2	76.2	0	0	76.2
03/22/2015 06:00	105.5	98.1	0	0	98.1
03/22/2015 07:00	126.2	117.3	0	0	117.3
03/22/2015 08:00	144.9	135.9	0	0	135.9
03/22/2015 09:00	133.1	124.1	0	0	124.1
03/22/2015 10:00	111.7	104.3	0	0	104.3
03/22/2015 11:00	105.6	98.2	0	0	98.2
03/22/2015 12:00	112.1	104.6	0	0	104.6
03/22/2015 13:00	125.1	117.5	0	0	117.5
03/22/2015 14:00	142.6	133.6	0	0	133.6
03/22/2015 15:00	142.4	133.4	0	0	133.4
03/22/2015 16:00	140.7	131.7	0	0	131.7
03/22/2015 17:00	133.8	124.9	0	0	124.9
03/22/2015 18:00	129.3	120.4	0	0	120.4
03/22/2015 19:00	139.9	131	0	0	131
03/22/2015 20:00	118.7	111.3	0	0	111.3
03/22/2015 21:00	85.2	79.2	0	0	79.2
03/22/2015 22:00	28.3	26.8	0	0	26.8
03/22/2015 23:00	4.5	4.5	0	0	4.5
03/23/2015 00:00	6	6	0	0	6
03/23/2015 01:00	22.5	21	0	0	21
03/23/2015 02:00	76.7	72.1	0	0	72.1
03/23/2015 03:00	330.3	309.1	0	0	309.1
03/23/2015 04:00	263	246.4	0	0	246.4
03/23/2015 05:00	220.8	205.6	0	0	205.6
03/23/2015 06:00	201.6	188.1	0	0	188.1
03/23/2015 07:00	170.5	159.9	0	0	159.9
03/23/2015 08:00	162.8	152.3	0	0	152.3
03/23/2015 09:00	142.8	133.8	0	0	133.8
03/23/2015 10:00	94.9	88.9	0	0	88.9
03/23/2015 11:00	144.6	135.5	0	0	135.5
03/23/2015 12:00	10.6	10.6	0	0	10.6
03/23/2015 13:00	410.7	383.1	0	0	383.1
03/23/2015 14:00	307.4	287.5	0	0	287.5
03/23/2015 15:00	334	312.5	0	0	312.5
03/23/2015 16:00	304.6	284.6	0	0	284.6
03/23/2015 17:00	273.4	254.9	0	0	254.9
03/23/2015 18:00	194.9	182.5	0	0	182.5
03/23/2015 19:00	158.9	148.1	0	0	148.1
03/23/2015 20:00	164.1	153.3	0	0	153.3
03/23/2015 21:00	459	429.5	0	0	429.5
03/23/2015 22:00	405.1	378.7	0	0	378.7
03/23/2015 23:00	392.5	366.1	0	0	366.1
03/24/2015 00:00	369	344.2	0	0	344.2
03/24/2015 01:00	354.2	330.9	0	0	330.9
03/24/2015 02:00	346.5	323.2	0	0	323.2
03/24/2015 03:00	341.3	319.5	0	0	319.5
03/24/2015 04:00	332.6	310.8	0	0	310.8

	Unit 1 (Part 75 Data)	Unit 1 (Part 60 Data)	Unit 2 (Part 75 Data)	Unit 2 (Part 60 Data)	Units 1&2 Combined
	SO2_LbPerHr	SO2_P60_LbPerHr	SO2_LbPerHr	SO2_P60_LbPerHr	(Part 60 Data)
	1H	1H	1H	1H	
Time	Value	Value	Value	Value	
03/24/2015 05:00	298.8	278.6	0	0	278.6
03/24/2015 06:00	279.2	260.5	0	0	260.5
03/24/2015 07:00	241.4	241.4	0	0	241.4
03/24/2015 08:00	385	360.1	0	0	360.1
03/24/2015 09:00	214.6	200.6	0	0	200.6
03/24/2015 10:00	326.4	304.7	0	0	304.7
03/24/2015 11:00	342.8	321.1	0	0	321.1
03/24/2015 12:00	1272.4	1189.3	0	0	1189.3
03/24/2015 13:00	267.5	267.5	0	0	267.5
03/24/2015 14:00	430.8	402.6	0	0	402.6
03/24/2015 15:00	314.4	293.6	0	0	293.6
03/24/2015 16:00	251.6	235.2	0	0	235.2
03/24/2015 17:00	543.3	508	0	0	508
03/24/2015 18:00	554.7	518	0	0	518
03/24/2015 19:00	564.6	527.6	0	0	527.6
03/24/2015 20:00	550.2	513.5	0	0	513.5
03/24/2015 21:00	544.5	509.3	0	0	509.3
03/24/2015 22:00	549.8	513.4	0	0	513.4
03/24/2015 23:00	246.2	230	0	0	230
03/25/2015 00:00	247.4	231.1	0	0	231.1
03/25/2015 01:00	207.6	193.9	0	0	193.9
03/25/2015 02:00	555	518.3	0	0	518.3
03/25/2015 03:00	551.3	514.7	0	0	514.7
03/25/2015 04:00	314.8	293.9	0	0	293.9
03/25/2015 05:00	368.5	344.4	0	0	344.4
03/25/2015 06:00	270.5	252.8	0	0	252.8
03/25/2015 07:00	49.4	46.3	0	0	46.3
03/25/2015 08:00	60.9	56.8	0	0	56.8
03/25/2015 09:00	230.3	215.2	0	0	215.2
03/25/2015 10:00	558	0	0	0	0
03/25/2015 11:00	203.7	0	0	0	0
03/25/2015 12:00	312.7	0	0	0	0
03/25/2015 13:00	251.2	234.3	0	0	234.3
03/25/2015 14:00	255.5	238.8	0	0	238.8
03/25/2015 15:00	233.5	218.3	0	0	218.3
03/25/2015 16:00	252.9	236.2	0	0	236.2
03/25/2015 17:00	297.2	277.4	0	0	277.4
03/25/2015 18:00	322.6	301.3	0	0	301.3
03/25/2015 19:00	275	256.7	0	0	256.7
03/25/2015 20:00	330	308.5	0	0	308.5
03/25/2015 21:00	316.7	295.4	0	0	295.4
03/25/2015 22:00	305.4	285.6	0	0	285.6
03/25/2015 23:00	224.3	209.6	0	0	209.6
03/26/2015 00:00	268.4	250.3	0	0	250.3
03/26/2015 01:00	268.6	250.4	0	0	250.4
03/26/2015 02:00	209.2	195.5	0	0	195.5
03/26/2015 03:00	280.1	262	0	0	262
03/26/2015 04:00	268.1	250	0	0	250
03/26/2015 05:00	270.5	252.3	0	0	252.3
03/26/2015 06:00	281.7	263.5	0	0	263.5
03/26/2015 07:00	310.7	290.9	0	0	290.9
03/26/2015 08:00	552.8	516.1	0	0	516.1
03/26/2015 09:00	576.7	538.5	0	0	538.5
03/26/2015 10:00	519.9	485.2	0	0	485.2
03/26/2015 11:00	575.1	537.7	0	0	537.7
03/26/2015 12:00	313.3	292.5	0	0	292.5
03/26/2015 13:00	506.2	473.6	0	0	473.6
03/26/2015 14:00	513.3	479.2	0	0	479.2
03/26/2015 15:00	490.8	459.3	0	0	459.3
03/26/2015 16:00	241.6	226.4	0	0	226.4
03/26/2015 17:00	357.6	334.7	0	0	334.7
03/26/2015 18:00	415.5	387.9	0	0	387.9
03/26/2015 19:00	408.1	382	0	0	382
03/26/2015 20:00	302.4	282.5	0	0	282.5
03/26/2015 21:00	307.2	287.3	0	0	287.3

	Unit 1 (Part 75 Data)	Unit 1 (Part 60 Data)	Unit 2 (Part 75 Data)	Unit 2 (Part 60 Data)	Units 1&2 Combined
	SO2_LbPerHr	SO2_P60_LbPerHr	SO2_LbPerHr	SO2_P60_LbPerHr	(Part 60 Data)
	1H	1H	1H	1H	
Time	Value	Value	Value	Value	
03/26/2015 22:00	170.5	159.8	0	0	159.8
03/26/2015 23:00	242.7	227.4	0	0	227.4
03/27/2015 00:00	309.1	289.3	0	0	289.3
03/27/2015 01:00	360.5	336.3	0	0	336.3
03/27/2015 02:00	391.1	365.5	0	0	365.5
03/27/2015 03:00	408	381	0	0	381
03/27/2015 04:00	394.2	368.6	0	0	368.6
03/27/2015 05:00	396.8	371	0	0	371
03/27/2015 06:00	497.1	465.3	0	0	465.3
03/27/2015 07:00	472.9	442.6	0	0	442.6
03/27/2015 08:00	457.5	427.3	0	0	427.3
03/27/2015 09:00	415.5	388.4	0	0	388.4
03/27/2015 10:00	435	406.5	0	0	406.5
03/27/2015 11:00	420.7	393.8	0	0	393.8
03/27/2015 12:00	404.1	377.2	0	0	377.2
03/27/2015 13:00	368.5	344.5	0	0	344.5
03/27/2015 14:00	461.4	431.3	0	0	431.3
03/27/2015 15:00	420.6	393.6	0	0	393.6
03/27/2015 16:00	549.1	513	0	0	513
03/27/2015 17:00	593.9	554.9	0	0	554.9
03/27/2015 18:00	373.1	349.1	0	0	349.1
03/27/2015 19:00	539.5	504.9	0	0	504.9
03/27/2015 20:00	401.1	375.4	0	0	375.4
03/27/2015 21:00	442.1	413.4	0	0	413.4
03/27/2015 22:00	503.5	469.9	0	0	469.9
03/27/2015 23:00	509.5	475.8	0	0	475.8
03/28/2015 00:00	482.5	450.5	0	0	450.5
03/28/2015 01:00	467.5	436.9	0	0	436.9
03/28/2015 02:00	452.1	423.1	0	0	423.1
03/28/2015 03:00	417.3	389.9	0	0	389.9
03/28/2015 04:00	367.4	342.9	0	0	342.9
03/28/2015 05:00	374.4	349.9	0	0	349.9
03/28/2015 06:00	161	150.2	0	0	150.2
03/28/2015 07:00	263.5	246.7	0	0	246.7
03/28/2015 08:00	192.9	180.6	0	0	180.6
03/28/2015 09:00	237.9	222.5	0	0	222.5
03/28/2015 10:00	220.3	206.5	0	0	206.5
03/28/2015 11:00	217.7	203.8	0	0	203.8
03/28/2015 12:00	226.5	211.1	0	0	211.1
03/28/2015 13:00	229.7	214.3	0	0	214.3
03/28/2015 14:00	227.8	212.4	0	0	212.4
03/28/2015 15:00	224.2	208.9	0	0	208.9
03/28/2015 16:00	243.3	227.9	0	0	227.9
03/28/2015 17:00	234.1	218.8	0	0	218.8
03/28/2015 18:00	246.6	229.7	0	0	229.7
03/28/2015 19:00	300.7	280.7	0	0	280.7
03/28/2015 20:00	524.9	491	0	0	491
03/28/2015 21:00	485.2	452.8	0	0	452.8
03/28/2015 22:00	452.6	423.2	0	0	423.2
03/28/2015 23:00	473.8	442.8	0	0	442.8
03/29/2015 00:00	476.1	445.1	0	0	445.1
03/29/2015 01:00	459.9	430.5	0	0	430.5
03/29/2015 02:00	448.2	418.7	0	0	418.7
03/29/2015 03:00	466.3	435.2	0	0	435.2
03/29/2015 04:00	424.2	396.4	0	0	396.4
03/29/2015 05:00	453.5	424.3	0	0	424.3
03/29/2015 06:00	418.7	390.9	0	0	390.9
03/29/2015 07:00	443.3	413.9	0	0	413.9
03/29/2015 08:00	490.9	458.3	0	0	458.3
03/29/2015 09:00	155.1	145	0	0	145
03/29/2015 10:00	457.4	428.1	0	0	428.1
03/29/2015 11:00	448.2	418.8	0	0	418.8
03/29/2015 12:00	440.7	411.4	0	0	411.4
03/29/2015 13:00	425.7	398	0	0	398
03/29/2015 14:00	421.1	393.5	0	0	393.5

	Unit 1 (Part 75 Data)	Unit 1 (Part 60 Data)	Unit 2 (Part 75 Data)	Unit 2 (Part 60 Data)	Units 1&2 Combined
	SO2_LbPerHr	SO2_P60_LbPerHr	SO2_LbPerHr	SO2_P60_LbPerHr	(Part 60 Data)
	1H	1H	1H	1H	
Time	Value	Value	Value	Value	
03/29/2015 15:00	415.5	388	0	0	388
03/29/2015 16:00	411.6	384.2	0	0	384.2
03/29/2015 17:00	382.7	357	0	0	357
03/29/2015 18:00	488.7	457	0	0	457
03/29/2015 19:00	399.6	374.1	0	0	374.1
03/29/2015 20:00	358.2	334.4	0	0	334.4
03/29/2015 21:00	323.4	302.4	0	0	302.4
03/29/2015 22:00	198.7	185.5	0	0	185.5
03/29/2015 23:00	126.1	117.8	0	0	117.8
03/30/2015 00:00	181	169	0	0	169
03/30/2015 01:00	143.6	134.3	0	0	134.3
03/30/2015 02:00	308.2	287.6	0	0	287.6
03/30/2015 03:00	277.6	259.8	0	0	259.8
03/30/2015 04:00	208	194.3	0	0	194.3
03/30/2015 05:00	172.4	161	0	0	161
03/30/2015 06:00	365.9	341.8	0	0	341.8
03/30/2015 07:00	496.7	463.6	0	0	463.6
03/30/2015 08:00	163.4	152.9	0	0	152.9
03/30/2015 09:00	200	186.6	0	0	186.6
03/30/2015 10:00	217.9	203	0	0	203
03/30/2015 11:00	240.1	223.7	0	0	223.7
03/30/2015 12:00	250.9	234.4	0	0	234.4
03/30/2015 13:00	241.5	225	0	0	225
03/30/2015 14:00	284.1	266	0	0	266
03/30/2015 15:00	337.8	315.1	0	0	315.1
03/30/2015 16:00	271.7	253.7	0	0	253.7
03/30/2015 17:00	318	297.1	0	0	297.1
03/30/2015 18:00	373.3	349.4	0	0	349.4
03/30/2015 19:00	537.2	502.6	0	0	502.6
03/30/2015 20:00	489	456.5	0	0	456.5
03/30/2015 21:00	388.3	362.7	0	0	362.7
03/30/2015 22:00	438.2	409.3	0	0	409.3
03/30/2015 23:00	503.2	470.3	0	0	470.3
03/31/2015 00:00	430.9	402.6	0	0	402.6
03/31/2015 01:00	412.7	386.2	0	0	386.2
03/31/2015 02:00	553.1	516.3	0	0	516.3
03/31/2015 03:00	576	538.5	0	0	538.5
03/31/2015 04:00	560.5	524.4	0	0	524.4
03/31/2015 05:00	571	533.5	0	0	533.5
03/31/2015 06:00	515.8	481.4	0	0	481.4
03/31/2015 07:00	485.1	453.9	0	0	453.9
03/31/2015 08:00	477.6	446.4	0	0	446.4
03/31/2015 09:00	479.2	448	0	0	448
03/31/2015 10:00	522.1	488.3	0	0	488.3
03/31/2015 11:00	196.2	182.9	0	0	182.9
03/31/2015 12:00	0	0	0	0	0
03/31/2015 13:00	0	0	0	0	0
03/31/2015 14:00	0	0	0	0	0
03/31/2015 15:00	0	0	0	0	0
03/31/2015 16:00	0	0	0	0	0
03/31/2015 17:00	0	0	0	0	0
03/31/2015 18:00	0	0	0	0	0
03/31/2015 19:00	0	0	0	0	0
03/31/2015 20:00	0	0	0	0	0
03/31/2015 21:00	0	0	0	0	0
03/31/2015 22:00	0	0	0	0	0
03/31/2015 23:00	0	0	0	0	0
04/01/2015 00:00	0	0	0	0	0
04/01/2015 01:00	0	0	0	0	0
04/01/2015 02:00	0	0	0	0	0
04/01/2015 03:00	0	0	0	0	0
04/01/2015 04:00	0	0	0	0	0
04/01/2015 05:00	0	0	0	0	0
04/01/2015 06:00	0	0	0	0	0
04/01/2015 07:00	0	0	0	0	0

	Unit 1 (Part 75 Data)	Unit 1 (Part 60 Data)	Unit 2 (Part 75 Data)	Unit 2 (Part 60 Data)	Units 1&2 Combined
	SO2_LbPerHr	SO2_P60_LbPerHr	SO2_LbPerHr	SO2_P60_LbPerHr	(Part 60 Data)
	1H	1H	1H	1H	
Time	Value	Value	Value	Value	
04/01/2015 08:00	0	0	0	0	0
04/01/2015 09:00	0	0	0	0	0
04/01/2015 10:00	0	0	0	0	0
04/01/2015 11:00	0	0	0	0	0
04/01/2015 12:00	0	0	0	0	0
04/01/2015 13:00	0	0	0	0	0
04/01/2015 14:00	0	0	0	0	0
04/01/2015 15:00	0	0	0	0	0
04/01/2015 16:00	0	0	0	0	0
04/01/2015 17:00	0	0	0	0	0
04/01/2015 18:00	0	0	0	0	0
04/01/2015 19:00	0	0	0	0	0
04/01/2015 20:00	0	0	0	0	0
04/01/2015 21:00	0	0	0	0	0
04/01/2015 22:00	0	0	0	0	0
04/01/2015 23:00	0	0	0	0	0
04/02/2015 00:00	0	0	0	0	0
04/02/2015 01:00	0	0	0	0	0
04/02/2015 02:00	0	0	0	0	0
04/02/2015 03:00	0	0	0	0	0
04/02/2015 04:00	0	0	0	0	0
04/02/2015 05:00	0	0	0	0	0
04/02/2015 06:00	0	0	0	0	0
04/02/2015 07:00	0	0	0	0	0
04/02/2015 08:00	0	0	0	0	0
04/02/2015 09:00	0	0	0	0	0
04/02/2015 10:00	0	0	0	0	0
04/02/2015 11:00	0	0	0	0	0
04/02/2015 12:00	0	0	0	0	0
04/02/2015 13:00	0	0	0	0	0
04/02/2015 14:00	0	0	0	0	0
04/02/2015 15:00	0	0	0	0	0
04/02/2015 16:00	0	0	0	0	0
04/02/2015 17:00	0	0	0	0	0
04/02/2015 18:00	0	0	0	0	0
04/02/2015 19:00	0	0	0	0	0
04/02/2015 20:00	0	0	0	0	0
04/02/2015 21:00	0	0	0	0	0
04/02/2015 22:00	0	0	0	0	0
04/02/2015 23:00	0	0	0	0	0
04/03/2015 00:00	0	0	0	0	0
04/03/2015 01:00	0	0	0	0	0
04/03/2015 02:00	0	0	0	0	0
04/03/2015 03:00	0	0	0	0	0
04/03/2015 04:00	0	0	0	0	0
04/03/2015 05:00	0	0	0	0	0
04/03/2015 06:00	0	0	0	0	0
04/03/2015 07:00	0	0	0	0	0
04/03/2015 08:00	0	0	0	0	0
04/03/2015 09:00	0	0	0	0	0
04/03/2015 10:00	0	0	0	0	0
04/03/2015 11:00	0	0	0	0	0
04/03/2015 12:00	0	0	0	0	0
04/03/2015 13:00	0	0	0	0	0
04/03/2015 14:00	0	0	0	0	0
04/03/2015 15:00	0	0	0	0	0
04/03/2015 16:00	0	0	0	0	0
04/03/2015 17:00	0	0	0	0	0
04/03/2015 18:00	0	0	0	0	0
04/03/2015 19:00	0	0	0	0	0
04/03/2015 20:00	0	0	0	0	0
04/03/2015 21:00	0	0	0	0	0
04/03/2015 22:00	0	0	0	0	0
04/03/2015 23:00	0	0	0	0	0
04/04/2015 00:00	0	0	0	0	0

	Unit 1 (Part 75 Data)	Unit 1 (Part 60 Data)	Unit 2 (Part 75 Data)	Unit 2 (Part 60 Data)	Units 1&2 Combined
	SO2_LbPerHr	SO2_P60_LbPerHr	SO2_LbPerHr	SO2_P60_LbPerHr	(Part 60 Data)
	1H	1H	1H	1H	
Time	Value	Value	Value	Value	
04/04/2015 01:00	0	0	0	0	0
04/04/2015 02:00	0	0	0	0	0
04/04/2015 03:00	0	0	0	0	0
04/04/2015 04:00	0	0	0	0	0
04/04/2015 05:00	0	0	0	0	0
04/04/2015 06:00	0	0	0	0	0
04/04/2015 07:00	0	0	0	0	0
04/04/2015 08:00	0	0	0	0	0
04/04/2015 09:00	0	0	0	0	0
04/04/2015 10:00	0	0	0	0	0
04/04/2015 11:00	0	0	0	0	0
04/04/2015 12:00	0	0	0	0	0
04/04/2015 13:00	0	0	0	0	0
04/04/2015 14:00	0	0	0	0	0
04/04/2015 15:00	0	0	0	0	0
04/04/2015 16:00	0	0	0	0	0
04/04/2015 17:00	0	0	0	0	0
04/04/2015 18:00	0	0	0	0	0
04/04/2015 19:00	0	0	0	0	0
04/04/2015 20:00	0	0	0	0	0
04/04/2015 21:00	0	0	0	0	0
04/04/2015 22:00	0	0	0	0	0
04/04/2015 23:00	0	0	0	0	0
04/05/2015 00:00	0	0	0	0	0
04/05/2015 01:00	0	0	0	0	0
04/05/2015 02:00	0	0	0	0	0
04/05/2015 03:00	0	0	0	0	0
04/05/2015 04:00	0	0	0	0	0
04/05/2015 05:00	0	0	0	0	0
04/05/2015 06:00	0	0	0	0	0
04/05/2015 07:00	0	0	0	0	0
04/05/2015 08:00	0	0	0	0	0
04/05/2015 09:00	0	0	0	0	0
04/05/2015 10:00	0	0	0	0	0
04/05/2015 11:00	0	0	0	0	0
04/05/2015 12:00	0	0	0	0	0
04/05/2015 13:00	0	0	0	0	0
04/05/2015 14:00	0	0	0	0	0
04/05/2015 15:00	0	0	0	0	0
04/05/2015 16:00	0	0	0	0	0
04/05/2015 17:00	0	0	0	0	0
04/05/2015 18:00	0	0	0	0	0
04/05/2015 19:00	0	0	0	0	0
04/05/2015 20:00	0	0	0	0	0
04/05/2015 21:00	0	0	0	0	0
04/05/2015 22:00	0	0	0	0	0
04/05/2015 23:00	0	0	0	0	0
04/06/2015 00:00	0	0	0	0	0
04/06/2015 01:00	0	0	0	0	0
04/06/2015 02:00	0	0	0	0	0
04/06/2015 03:00	0	0	0	0	0
04/06/2015 04:00	0	0	0	0	0
04/06/2015 05:00	0	0	0	0	0
04/06/2015 06:00	0	0	0	0	0
04/06/2015 07:00	0	0	0	0	0
04/06/2015 08:00	0	0	0	0	0
04/06/2015 09:00	0	0	0	0	0
04/06/2015 10:00	0	0	0	0	0
04/06/2015 11:00	0	0	0	0	0
04/06/2015 12:00	0	0	0	0	0
04/06/2015 13:00	0	0	0	0	0
04/06/2015 14:00	0	0	0	0	0
04/06/2015 15:00	0	0	0	0	0
04/06/2015 16:00	0	0	0	0	0
04/06/2015 17:00	0	0	0	0	0

	Unit 1 (Part 75 Data)	Unit 1 (Part 60 Data)	Unit 2 (Part 75 Data)	Unit 2 (Part 60 Data)	Units 1&2 Combined
	SO2_LbPerHr	SO2_P60_LbPerHr	SO2_LbPerHr	SO2_P60_LbPerHr	(Part 60 Data)
	1H	1H	1H	1H	
Time	Value	Value	Value	Value	
04/06/2015 18:00	0	0	0	0	0
04/06/2015 19:00	0	0	0	0	0
04/06/2015 20:00	0	0	0	0	0
04/06/2015 21:00	0	0	0	0	0
04/06/2015 22:00	0	0	0	0	0
04/06/2015 23:00	0	0	0	0	0
04/07/2015 00:00	0	0	0	0	0
04/07/2015 01:00	0	0	0	0	0
04/07/2015 02:00	0	0	0	0	0
04/07/2015 03:00	0	0	0	0	0
04/07/2015 04:00	0	0	0	0	0
04/07/2015 05:00	0	0	0	0	0
04/07/2015 06:00	0	0	0	0	0
04/07/2015 07:00	0	0	0	0	0
04/07/2015 08:00	0	0	0	0	0
04/07/2015 09:00	0	0	0	0	0
04/07/2015 10:00	0	0	0	0	0
04/07/2015 11:00	0	0	0	0	0
04/07/2015 12:00	0	0	0	0	0
04/07/2015 13:00	0	0	0	0	0
04/07/2015 14:00	0	0	0	0	0
04/07/2015 15:00	0	0	0	0	0
04/07/2015 16:00	0	0	0	0	0
04/07/2015 17:00	0	0	0	0	0
04/07/2015 18:00	0	0	0	0	0
04/07/2015 19:00	0	0	0	0	0
04/07/2015 20:00	0	0	0	0	0
04/07/2015 21:00	0	0	0	0	0
04/07/2015 22:00	0	0	0	0	0
04/07/2015 23:00	0	0	0	0	0
04/08/2015 00:00	0	0	0	0	0
04/08/2015 01:00	0	0	0	0	0
04/08/2015 02:00	0	0	0	0	0
04/08/2015 03:00	0	0	0	0	0
04/08/2015 04:00	0	0	0	0	0
04/08/2015 05:00	0	0	0	0	0
04/08/2015 06:00	0	0	0	0	0
04/08/2015 07:00	0	0	0	0	0
04/08/2015 08:00	0	0	0	0	0
04/08/2015 09:00	0	0	0	0	0
04/08/2015 10:00	0	0	0	0	0
04/08/2015 11:00	0	0	0	0	0
04/08/2015 12:00	0	0	0	0	0
04/08/2015 13:00	0	0	0	0	0
04/08/2015 14:00	0	0	0	0	0
04/08/2015 15:00	0	0	0	0	0
04/08/2015 16:00	0	0	0	0	0
04/08/2015 17:00	0	0	0	0	0
04/08/2015 18:00	0	0	0	0	0
04/08/2015 19:00	0	0	0	0	0
04/08/2015 20:00	0	0	0	0	0
04/08/2015 21:00	0	0	0	0	0
04/08/2015 22:00	0	0	0	0	0
04/08/2015 23:00	0	0	0	0	0
04/09/2015 00:00	0	0	0	0	0
04/09/2015 01:00	0	0	0	0	0
04/09/2015 02:00	0	0	0	0	0
04/09/2015 03:00	0	0	0	0	0
04/09/2015 04:00	0	0	0	0	0
04/09/2015 05:00	0	0	0	0	0
04/09/2015 06:00	0	0	0	0	0
04/09/2015 07:00	0	0	0	0	0
04/09/2015 08:00	0	0	0	0	0
04/09/2015 09:00	0	0	0	0	0
04/09/2015 10:00	0	0	0	0	0

	Unit 1 (Part 75 Data)	Unit 1 (Part 60 Data)	Unit 2 (Part 75 Data)	Unit 2 (Part 60 Data)	Units 1&2 Combined
	SO2_LbPerHr	SO2_P60_LbPerHr	SO2_LbPerHr	SO2_P60_LbPerHr	(Part 60 Data)
	1H	1H	1H	1H	
Time	Value	Value	Value	Value	
04/09/2015 11:00	0	0	0	0	0
04/09/2015 12:00	0	0	0	0	0
04/09/2015 13:00	0	0	0	0	0
04/09/2015 14:00	0	0	0	0	0
04/09/2015 15:00	0	0	0	0	0
04/09/2015 16:00	0	0	0	0	0
04/09/2015 17:00	0	0	0	0	0
04/09/2015 18:00	0	0	0	0	0
04/09/2015 19:00	0	0	0	0	0
04/09/2015 20:00	0	0	0	0	0
04/09/2015 21:00	0	0	0	0	0
04/09/2015 22:00	0	0	0	0	0
04/09/2015 23:00	0	0	0	0	0
04/10/2015 00:00	0	0	0	0	0
04/10/2015 01:00	0	0	0	0	0
04/10/2015 02:00	0	0	0	0	0
04/10/2015 03:00	0	0	0	0	0
04/10/2015 04:00	0	0	0	0	0
04/10/2015 05:00	0	0	0	0	0
04/10/2015 06:00	0	0	0	0	0
04/10/2015 07:00	0	0	0	0	0
04/10/2015 08:00	0	0	0	0	0
04/10/2015 09:00	0	0	0	0	0
04/10/2015 10:00	0	0	0	0	0
04/10/2015 11:00	0	0	0	0	0
04/10/2015 12:00	0	0	0	0	0
04/10/2015 13:00	0	0	0	0	0
04/10/2015 14:00	0	0	0	0	0
04/10/2015 15:00	0	0	0	0	0
04/10/2015 16:00	0	0	0	0	0
04/10/2015 17:00	0	0	0	0	0
04/10/2015 18:00	0	0	0	0	0
04/10/2015 19:00	0	0	0	0	0
04/10/2015 20:00	0	0	0	0	0
04/10/2015 21:00	0	0	0	0	0
04/10/2015 22:00	0	0	0	0	0
04/10/2015 23:00	0	0	0	0	0
04/11/2015 00:00	0	0	0	0	0
04/11/2015 01:00	0	0	0	0	0
04/11/2015 02:00	0	0	0	0	0
04/11/2015 03:00	0	0	0	0	0
04/11/2015 04:00	0	0	0	0	0
04/11/2015 05:00	0	0	0	0	0
04/11/2015 06:00	0	0	0	0	0
04/11/2015 07:00	0	0	0	0	0
04/11/2015 08:00	0	0	0	0	0
04/11/2015 09:00	0	0	0	0	0
04/11/2015 10:00	0	0	0	0	0
04/11/2015 11:00	0	0	0	0	0
04/11/2015 12:00	0	0	0	0	0
04/11/2015 13:00	0	0	0	0	0
04/11/2015 14:00	0	0	0	0	0
04/11/2015 15:00	0	0	0	0	0
04/11/2015 16:00	0	0	0	0	0
04/11/2015 17:00	0	0	0	0	0
04/11/2015 18:00	0	0	0	0	0
04/11/2015 19:00	0	0	0	0	0
04/11/2015 20:00	0	0	0	0	0
04/11/2015 21:00	0	0	0	0	0
04/11/2015 22:00	0	0	0	0	0
04/11/2015 23:00	0	0	0	0	0
04/12/2015 00:00	0	0	0	0	0
04/12/2015 01:00	0	0	0	0	0
04/12/2015 02:00	0	0	0	0	0
04/12/2015 03:00	0	0	0	0	0

	Unit 1 (Part 75 Data)	Unit 1 (Part 60 Data)	Unit 2 (Part 75 Data)	Unit 2 (Part 60 Data)	Units 1&2 Combined
	SO2_LbPerHr	SO2_P60_LbPerHr	SO2_LbPerHr	SO2_P60_LbPerHr	(Part 60 Data)
	1H	1H	1H	1H	
Time	Value	Value	Value	Value	
04/12/2015 04:00	0	0	0	0	0
04/12/2015 05:00	0	0	0	0	0
04/12/2015 06:00	0	0	0	0	0
04/12/2015 07:00	0	0	0	0	0
04/12/2015 08:00	0	0	0	0	0
04/12/2015 09:00	0	0	0	0	0
04/12/2015 10:00	0	0	0	0	0
04/12/2015 11:00	0	0	0	0	0
04/12/2015 12:00	0	0	0	0	0
04/12/2015 13:00	0	0	0	0	0
04/12/2015 14:00	0	0	0	0	0
04/12/2015 15:00	0	0	0	0	0
04/12/2015 16:00	0	0	0	0	0
04/12/2015 17:00	0	0	0	0	0
04/12/2015 18:00	0	0	0	0	0
04/12/2015 19:00	0	0	0	0	0
04/12/2015 20:00	0	0	0	0	0
04/12/2015 21:00	0	0	0	0	0
04/12/2015 22:00	0	0	0	0	0
04/12/2015 23:00	0	0	0	0	0
04/13/2015 00:00	0	0	0	0	0
04/13/2015 01:00	0	0	0	0	0
04/13/2015 02:00	0	0	0	0	0
04/13/2015 03:00	0	0	0	0	0
04/13/2015 04:00	0	0	0	0	0
04/13/2015 05:00	0	0	0	0	0
04/13/2015 06:00	0	0	0	0	0
04/13/2015 07:00	0	0	0	0	0
04/13/2015 08:00	0	0	0	0	0
04/13/2015 09:00	0	0	0	0	0
04/13/2015 10:00	0	0	0	0	0
04/13/2015 11:00	0	0	0	0	0
04/13/2015 12:00	0	0	0	0	0
04/13/2015 13:00	0	0	0	0	0
04/13/2015 14:00	0	0	0	0	0
04/13/2015 15:00	0	0	0	0	0
04/13/2015 16:00	0	0	0	0	0
04/13/2015 17:00	0	0	0	0	0
04/13/2015 18:00	0	0	0	0	0
04/13/2015 19:00	0	0	0	0	0
04/13/2015 20:00	0	0	0	0	0
04/13/2015 21:00	0	0	0	0	0
04/13/2015 22:00	0	0	0	0	0
04/13/2015 23:00	0	0	0	0	0
04/14/2015 00:00	0	0	0	0	0
04/14/2015 01:00	0	0	0	0	0
04/14/2015 02:00	0	0	0	0	0
04/14/2015 03:00	0	0	0	0	0
04/14/2015 04:00	0	0	0	0	0
04/14/2015 05:00	0	0	0	0	0
04/14/2015 06:00	0	0	0	0	0
04/14/2015 07:00	0	0	0	0	0
04/14/2015 08:00	0	0	0	0	0
04/14/2015 09:00	0	0	0	0	0
04/14/2015 10:00	0	0	0	0	0
04/14/2015 11:00	0	0	0	0	0
04/14/2015 12:00	0	0	0	0	0
04/14/2015 13:00	0	0	0	0	0
04/14/2015 14:00	0	0	0	0	0
04/14/2015 15:00	0	0	0	0	0
04/14/2015 16:00	0	0	0	0	0
04/14/2015 17:00	0	0	0	0	0
04/14/2015 18:00	0	0	0	0	0
04/14/2015 19:00	0	0	0	0	0
04/14/2015 20:00	0	0	0	0	0

	Unit 1 (Part 75 Data)	Unit 1 (Part 60 Data)	Unit 2 (Part 75 Data)	Unit 2 (Part 60 Data)	Units 1&2 Combined
	SO2_LbPerHr	SO2_P60_LbPerHr	SO2_LbPerHr	SO2_P60_LbPerHr	(Part 60 Data)
	1H	1H	1H	1H	
Time	Value	Value	Value	Value	
04/14/2015 21:00	0	0	0	0	0
04/14/2015 22:00	0	0	0	0	0
04/14/2015 23:00	0	0	0	0	0
04/15/2015 00:00	0	0	0	0	0
04/15/2015 01:00	0	0	0	0	0
04/15/2015 02:00	0	0	0	0	0
04/15/2015 03:00	0	0	0	0	0
04/15/2015 04:00	0	0	0	0	0
04/15/2015 05:00	0	0	0	0	0
04/15/2015 06:00	0	0	0	0	0
04/15/2015 07:00	0	0	0	0	0
04/15/2015 08:00	0	0	0	0	0
04/15/2015 09:00	0	0	0	0	0
04/15/2015 10:00	0	0	0	0	0
04/15/2015 11:00	0	0	0	0	0
04/15/2015 12:00	0	0	0	0	0
04/15/2015 13:00	0	0	0	0	0
04/15/2015 14:00	0	0	0	0	0
04/15/2015 15:00	0	0	0	0	0
04/15/2015 16:00	0	0	0	0	0
04/15/2015 17:00	0	0	0	0	0
04/15/2015 18:00	0	0	0	0	0
04/15/2015 19:00	0	0	0	0	0
04/15/2015 20:00	0	0	0	0	0
04/15/2015 21:00	0	0	0	0	0
04/15/2015 22:00	0	0	0	0	0
04/15/2015 23:00	0	0	0	0	0
04/16/2015 00:00	0	0	0	0	0
04/16/2015 01:00	0	0	0	0	0
04/16/2015 02:00	0	0	0	0	0
04/16/2015 03:00	0	0	0	0	0
04/16/2015 04:00	0	0	0	0	0
04/16/2015 05:00	0	0	0	0	0
04/16/2015 06:00	0	0	0	0	0
04/16/2015 07:00	0	0	0	0	0
04/16/2015 08:00	0	0	0	0	0
04/16/2015 09:00	0	0	0	0	0
04/16/2015 10:00	0	0	0	0	0
04/16/2015 11:00	0	0	0	0	0
04/16/2015 12:00	0	0	0	0	0
04/16/2015 13:00	0	0	0	0	0
04/16/2015 14:00	0	0	0	0	0
04/16/2015 15:00	0	0	0	0	0
04/16/2015 16:00	0	0	0	0	0
04/16/2015 17:00	0	0	0	0	0
04/16/2015 18:00	0	0	0	0	0
04/16/2015 19:00	0	0	0	0	0
04/16/2015 20:00	0	0	0	0	0
04/16/2015 21:00	0	0	0	0	0
04/16/2015 22:00	0	0	0	0	0
04/16/2015 23:00	0	0	0	0	0
04/17/2015 00:00	0	0	0	0	0
04/17/2015 01:00	0	0	0	0	0
04/17/2015 02:00	0	0	0	0	0
04/17/2015 03:00	0	0	0	0	0
04/17/2015 04:00	0	0	0	0	0
04/17/2015 05:00	0	0	0	0	0
04/17/2015 06:00	0	0	0	0	0
04/17/2015 07:00	0	0	0	0	0
04/17/2015 08:00	0	0	0	0	0
04/17/2015 09:00	0	0	0	0	0
04/17/2015 10:00	0	0	0	0	0
04/17/2015 11:00	0	0	0	0	0
04/17/2015 12:00	0	0	0	0	0
04/17/2015 13:00	0	0	0	0	0

	Unit 1 (Part 75 Data)	Unit 1 (Part 60 Data)	Unit 2 (Part 75 Data)	Unit 2 (Part 60 Data)	Units 1&2 Combined
	SO2_LbPerHr	SO2_P60_LbPerHr	SO2_LbPerHr	SO2_P60_LbPerHr	(Part 60 Data)
	1H	1H	1H	1H	
Time	Value	Value	Value	Value	
04/17/2015 14:00	0	0	0	0	0
04/17/2015 15:00	0	0	0	0	0
04/17/2015 16:00	0	0	0	0	0
04/17/2015 17:00	0	0	0	0	0
04/17/2015 18:00	0	0	0	0	0
04/17/2015 19:00	0	0	0	0	0
04/17/2015 20:00	0	0	0	0	0
04/17/2015 21:00	0	0	0	0	0
04/17/2015 22:00	0	0	0	0	0
04/17/2015 23:00	0	0	0	0	0
04/18/2015 00:00	0	0	0	0	0
04/18/2015 01:00	0	0	0	0	0
04/18/2015 02:00	0	0	0	0	0
04/18/2015 03:00	0	0	0	0	0
04/18/2015 04:00	0	0	0	0	0
04/18/2015 05:00	0	0	0	0	0
04/18/2015 06:00	0	0	0	0	0
04/18/2015 07:00	0	0	0	0	0
04/18/2015 08:00	0	0	0	0	0
04/18/2015 09:00	0	0	0	0	0
04/18/2015 10:00	0	0	0	0	0
04/18/2015 11:00	0	0	0	0	0
04/18/2015 12:00	0	0	0	0	0
04/18/2015 13:00	0	0	0	0	0
04/18/2015 14:00	0	0	0	0	0
04/18/2015 15:00	0	0	0	0	0
04/18/2015 16:00	0	0	0	0	0
04/18/2015 17:00	0	0	0	0	0
04/18/2015 18:00	0	0	0	0	0
04/18/2015 19:00	0	0	0	0	0
04/18/2015 20:00	0	0	0	0	0
04/18/2015 21:00	0	0	0	0	0
04/18/2015 22:00	0	0	0	0	0
04/18/2015 23:00	0	0	0	0	0
04/19/2015 00:00	0	0	0	0	0
04/19/2015 01:00	0	0	0	0	0
04/19/2015 02:00	0	0	0	0	0
04/19/2015 03:00	0	0	0	0	0
04/19/2015 04:00	0	0	0	0	0
04/19/2015 05:00	0	0	0	0	0
04/19/2015 06:00	0	0	0	0	0
04/19/2015 07:00	0	0	0	0	0
04/19/2015 08:00	0	0	0	0	0
04/19/2015 09:00	0	0	0	0	0
04/19/2015 10:00	0	0	0	0	0
04/19/2015 11:00	0	0	0	0	0
04/19/2015 12:00	0	0	0	0	0
04/19/2015 13:00	0	0	0	0	0
04/19/2015 14:00	0	0	0	0	0
04/19/2015 15:00	0	0	0	0	0
04/19/2015 16:00	0	0	0	0	0
04/19/2015 17:00	0	0	0	0	0
04/19/2015 18:00	0	0	0	0	0
04/19/2015 19:00	0	0	0	0	0
04/19/2015 20:00	0	0	0	0	0
04/19/2015 21:00	0	0	0	0	0
04/19/2015 22:00	0	0	0	0	0
04/19/2015 23:00	0	0	0	0	0
04/20/2015 00:00	0	0	0	0	0
04/20/2015 01:00	0	0	0	0	0
04/20/2015 02:00	0	0	0	0	0
04/20/2015 03:00	0	0	0	0	0
04/20/2015 04:00	0	0	0	0	0
04/20/2015 05:00	0	0	0	0	0
04/20/2015 06:00	0	0	0	0	0

	Unit 1 (Part 75 Data)	Unit 1 (Part 60 Data)	Unit 2 (Part 75 Data)	Unit 2 (Part 60 Data)	Units 1&2 Combined
	SO2_LbPerHr	SO2_P60_LbPerHr	SO2_LbPerHr	SO2_P60_LbPerHr	(Part 60 Data)
	1H	1H	1H	1H	
Time	Value	Value	Value	Value	
04/20/2015 07:00	0	0	0	0	0
04/20/2015 08:00	0	0	0	0	0
04/20/2015 09:00	0	0	0	0	0
04/20/2015 10:00	0	0	0	0	0
04/20/2015 11:00	0	0	0	0	0
04/20/2015 12:00	0	0	0	0	0
04/20/2015 13:00	0	0	0	0	0
04/20/2015 14:00	0	0	0	0	0
04/20/2015 15:00	0	0	0	0	0
04/20/2015 16:00	0	0	0	0	0
04/20/2015 17:00	0	0	0	0	0
04/20/2015 18:00	0	0	0	0	0
04/20/2015 19:00	0	0	0	0	0
04/20/2015 20:00	0	0	0	0	0
04/20/2015 21:00	0	0	0	0	0
04/20/2015 22:00	0	0	0	0	0
04/20/2015 23:00	0	0	0	0	0
04/21/2015 00:00	0	0	0	0	0
04/21/2015 01:00	0	0	0	0	0
04/21/2015 02:00	0	0	0	0	0
04/21/2015 03:00	0	0	0	0	0
04/21/2015 04:00	0	0	0	0	0
04/21/2015 05:00	0	0	0	0	0
04/21/2015 06:00	0	0	0	0	0
04/21/2015 07:00	0	0	0	0	0
04/21/2015 08:00	0	0	0	0	0
04/21/2015 09:00	0	0	0	0	0
04/21/2015 10:00	0	0	0	0	0
04/21/2015 11:00	0	0	0	0	0
04/21/2015 12:00	0	0	0	0	0
04/21/2015 13:00	0	0	0	0	0
04/21/2015 14:00	0	0	0	0	0
04/21/2015 15:00	0	0	0	0	0
04/21/2015 16:00	0	0	0	0	0
04/21/2015 17:00	0	0	0	0	0
04/21/2015 18:00	0	0	0	0	0
04/21/2015 19:00	0	0	0	0	0
04/21/2015 20:00	0	0	0	0	0
04/21/2015 21:00	0	0	0	0	0
04/21/2015 22:00	0	0	0	0	0
04/21/2015 23:00	0	0	0	0	0
04/22/2015 00:00	0	0	0	0	0
04/22/2015 01:00	0	0	0	0	0
04/22/2015 02:00	0	0	0	0	0
04/22/2015 03:00	0	0	0	0	0
04/22/2015 04:00	0	0	0	0	0
04/22/2015 05:00	0	0	0	0	0
04/22/2015 06:00	0	0	0	0	0
04/22/2015 07:00	0	0	0	0	0
04/22/2015 08:00	0	0	0	0	0
04/22/2015 09:00	0	0	0	0	0
04/22/2015 10:00	0	0	0	0	0
04/22/2015 11:00	0	0	0	0	0
04/22/2015 12:00	0	0	0	0	0
04/22/2015 13:00	0	0	0	0	0
04/22/2015 14:00	0	0	0	0	0
04/22/2015 15:00	0	0	0	0	0
04/22/2015 16:00	0	0	0	0	0
04/22/2015 17:00	0	0	0	0	0
04/22/2015 18:00	0	0	0	0	0
04/22/2015 19:00	0	0	0	0	0
04/22/2015 20:00	0	0	0	0	0
04/22/2015 21:00	0	0	0	0	0
04/22/2015 22:00	0	0	0	0	0
04/22/2015 23:00	0	0	0	0	0

	Unit 1 (Part 75 Data)	Unit 1 (Part 60 Data)	Unit 2 (Part 75 Data)	Unit 2 (Part 60 Data)	Units 1&2 Combined
	SO2_LbPerHr	SO2_P60_LbPerHr	SO2_LbPerHr	SO2_P60_LbPerHr	(Part 60 Data)
	1H	1H	1H	1H	
Time	Value	Value	Value	Value	
04/23/2015 00:00	0	0	0	0	0
04/23/2015 01:00	0	0	0	0	0
04/23/2015 02:00	0	0	0	0	0
04/23/2015 03:00	0	0	0	0	0
04/23/2015 04:00	0	0	0	0	0
04/23/2015 05:00	0	0	0	0	0
04/23/2015 06:00	0	0	0	0	0
04/23/2015 07:00	0	0	0	0	0
04/23/2015 08:00	0	0	0	0	0
04/23/2015 09:00	0	0	0	0	0
04/23/2015 10:00	0	0	0	0	0
04/23/2015 11:00	0	0	0	0	0
04/23/2015 12:00	0	0	0	0	0
04/23/2015 13:00	0	0	0	0	0
04/23/2015 14:00	0	0	0	0	0
04/23/2015 15:00	0	0	0	0	0
04/23/2015 16:00	0	0	0	0	0
04/23/2015 17:00	0	0	0	0	0
04/23/2015 18:00	0	0	0	0	0
04/23/2015 19:00	0	0	0	0	0
04/23/2015 20:00	0	0	0	0	0
04/23/2015 21:00	0	0	0	0	0
04/23/2015 22:00	0	0	0	0	0
04/23/2015 23:00	0	0	0	0	0
04/24/2015 00:00	0	0	0	0	0
04/24/2015 01:00	0	0	0	0	0
04/24/2015 02:00	0	0	0	0	0
04/24/2015 03:00	0	0	0	0	0
04/24/2015 04:00	0	0	0	0	0
04/24/2015 05:00	0	0	0	0	0
04/24/2015 06:00	0	0	0	0	0
04/24/2015 07:00	0	0	0	0	0
04/24/2015 08:00	0	0	0	0	0
04/24/2015 09:00	0	0	0	0	0
04/24/2015 10:00	0	0	0	0	0
04/24/2015 11:00	0	0	0	0	0
04/24/2015 12:00	0	0	0	0	0
04/24/2015 13:00	0	0	0	0	0
04/24/2015 14:00	0	0	0	0	0
04/24/2015 15:00	0	0	0	0	0
04/24/2015 16:00	0	0	0	0	0
04/24/2015 17:00	0	0	0	0	0
04/24/2015 18:00	0	0	0	0	0
04/24/2015 19:00	0	0	0	0	0
04/24/2015 20:00	0	0	0	0	0
04/24/2015 21:00	0	0	0	0	0
04/24/2015 22:00	0	0	0	0	0
04/24/2015 23:00	0	0	0	0	0
04/25/2015 00:00	0	0	0	0	0
04/25/2015 01:00	0	0	0	0	0
04/25/2015 02:00	0	0	0	0	0
04/25/2015 03:00	0	0	0	0	0
04/25/2015 04:00	0	0	0	0	0
04/25/2015 05:00	0	0	0	0	0
04/25/2015 06:00	0	0	0	0	0
04/25/2015 07:00	0	0	0	0	0
04/25/2015 08:00	0	0	0	0	0
04/25/2015 09:00	0	0	0	0	0
04/25/2015 10:00	0	0	0	0	0
04/25/2015 11:00	0	0	0	0	0
04/25/2015 12:00	0	0	0	0	0
04/25/2015 13:00	0	0	0	0	0
04/25/2015 14:00	0	0	0	0	0
04/25/2015 15:00	0	0	0	0	0
04/25/2015 16:00	0	0	0	0	0

	Unit 1 (Part 75 Data)	Unit 1 (Part 60 Data)	Unit 2 (Part 75 Data)	Unit 2 (Part 60 Data)	Units 1&2 Combined
	SO2_LbPerHr	SO2_P60_LbPerHr	SO2_LbPerHr	SO2_P60_LbPerHr	(Part 60 Data)
	1H	1H	1H	1H	
Time	Value	Value	Value	Value	
04/25/2015 17:00	0	0	0	0	0
04/25/2015 18:00	0	0	0	0	0
04/25/2015 19:00	0	0	0	0	0
04/25/2015 20:00	0	0	0	0	0
04/25/2015 21:00	0	0	0	0	0
04/25/2015 22:00	0	0	0	0	0
04/25/2015 23:00	0	0	0	0	0
04/26/2015 00:00	0	0	0	0	0
04/26/2015 01:00	0	0	0	0	0
04/26/2015 02:00	0	0	0	0	0
04/26/2015 03:00	0	0	0	0	0
04/26/2015 04:00	0	0	0	0	0
04/26/2015 05:00	0	0	0	0	0
04/26/2015 06:00	0	0	0	0	0
04/26/2015 07:00	0	0	0	0	0
04/26/2015 08:00	0	0	0	0	0
04/26/2015 09:00	0	0	0	0	0
04/26/2015 10:00	0	0	0	0	0
04/26/2015 11:00	0	0	0	0	0
04/26/2015 12:00	0	0	0	0	0
04/26/2015 13:00	0	0	0	0	0
04/26/2015 14:00	0	0	0	0	0
04/26/2015 15:00	0	0	0	0	0
04/26/2015 16:00	0	0	0	0	0
04/26/2015 17:00	0	0	0	0	0
04/26/2015 18:00	0	0	0	0	0
04/26/2015 19:00	0	0	0	0	0
04/26/2015 20:00	0	0	0	0	0
04/26/2015 21:00	0	0	0	0	0
04/26/2015 22:00	0	0	0	0	0
04/26/2015 23:00	0	0	0	0	0
04/27/2015 00:00	0	0	0	0	0
04/27/2015 01:00	0	0	0	0	0
04/27/2015 02:00	0	0	0	0	0
04/27/2015 03:00	0	0	0	0	0
04/27/2015 04:00	0	0	0	0	0
04/27/2015 05:00	0	0	0	0	0
04/27/2015 06:00	0	0	0	0	0
04/27/2015 07:00	0	0	0	0	0
04/27/2015 08:00	0	0	0	0	0
04/27/2015 09:00	0	0	0	0	0
04/27/2015 10:00	0	0	0	0	0
04/27/2015 11:00	0	0	0	0	0
04/27/2015 12:00	0	0	0	0	0
04/27/2015 13:00	0	0	0	0	0
04/27/2015 14:00	0	0	0	0	0
04/27/2015 15:00	0	0	0	0	0
04/27/2015 16:00	0	0	0	0	0
04/27/2015 17:00	0	0	0	0	0
04/27/2015 18:00	0	0	0	0	0
04/27/2015 19:00	0	0	0	0	0
04/27/2015 20:00	0	0	0	0	0
04/27/2015 21:00	0	0	0	0	0
04/27/2015 22:00	0	0	0	0	0
04/27/2015 23:00	0	0	0	0	0
04/28/2015 00:00	0	0	0	0	0
04/28/2015 01:00	0	0	0	0	0
04/28/2015 02:00	0	0	0	0	0
04/28/2015 03:00	0	0	0	0	0
04/28/2015 04:00	0	0	0	0	0
04/28/2015 05:00	0	0	0	0	0
04/28/2015 06:00	0	0	0	0	0
04/28/2015 07:00	0	0	0	0	0
04/28/2015 08:00	0	0	0	0	0
04/28/2015 09:00	0	0	0	0	0

	Unit 1 (Part 75 Data)	Unit 1 (Part 60 Data)	Unit 2 (Part 75 Data)	Unit 2 (Part 60 Data)	Units 1&2 Combined
	SO2_LbPerHr	SO2_P60_LbPerHr	SO2_LbPerHr	SO2_P60_LbPerHr	(Part 60 Data)
	1H	1H	1H	1H	
Time	Value	Value	Value	Value	
04/28/2015 10:00	0	0	0	0	0
04/28/2015 11:00	0	0	0	0	0
04/28/2015 12:00	0	0	0	0	0
04/28/2015 13:00	0	0	0	0	0
04/28/2015 14:00	0	0	0	0	0
04/28/2015 15:00	0	0	0	0	0
04/28/2015 16:00	0	0	0	0	0
04/28/2015 17:00	0	0	0	0	0
04/28/2015 18:00	0	0	0	0	0
04/28/2015 19:00	0	0	0	0	0
04/28/2015 20:00	0	0	0	0	0
04/28/2015 21:00	0	0	0	0	0
04/28/2015 22:00	0	0	0	0	0
04/28/2015 23:00	0	0	0	0	0
04/29/2015 00:00	0	0	0	0	0
04/29/2015 01:00	0	0	0	0	0
04/29/2015 02:00	0	0	0	0	0
04/29/2015 03:00	0	0	0	0	0
04/29/2015 04:00	0	0	0	0	0
04/29/2015 05:00	0	0	0	0	0
04/29/2015 06:00	0	0	0	0	0
04/29/2015 07:00	0	0	0	0	0
04/29/2015 08:00	0	0	0	0	0
04/29/2015 09:00	0	0	0	0	0
04/29/2015 10:00	0	0	0	0	0
04/29/2015 11:00	0	0	0	0	0
04/29/2015 12:00	0	0	0	0	0
04/29/2015 13:00	0	0	0	0	0
04/29/2015 14:00	0	0	0	0	0
04/29/2015 15:00	0	0	0	0	0
04/29/2015 16:00	0	0	0	0	0
04/29/2015 17:00	0	0	0	0	0
04/29/2015 18:00	0	0	0	0	0
04/29/2015 19:00	0	0	0	0	0
04/29/2015 20:00	0	0	0	0	0
04/29/2015 21:00	0	0	0	0	0
04/29/2015 22:00	0	0	0	0	0
04/29/2015 23:00	0	0	0	0	0
04/30/2015 00:00	0	0	0	0	0
04/30/2015 01:00	0	0	0	0	0
04/30/2015 02:00	0	0	0	0	0
04/30/2015 03:00	0	0	0	0	0
04/30/2015 04:00	0	0	0	0	0
04/30/2015 05:00	0	0	0	0	0
04/30/2015 06:00	0	0	0	0	0
04/30/2015 07:00	0	0	0	0	0
04/30/2015 08:00	0	0	0	0	0
04/30/2015 09:00	0	0	0	0	0
04/30/2015 10:00	0	0	0	0	0
04/30/2015 11:00	0	0	0	0	0
04/30/2015 12:00	0	0	0	0	0
04/30/2015 13:00	0	0	0	0	0
04/30/2015 14:00	0	0	0	0	0
04/30/2015 15:00	0	0	0	0	0
04/30/2015 16:00	0	0	0	0	0
04/30/2015 17:00	0	0	0	0	0
04/30/2015 18:00	0	0	0	0	0
04/30/2015 19:00	0	0	0	0	0
04/30/2015 20:00	0	0	0	0	0
04/30/2015 21:00	0	0	0	0	0
04/30/2015 22:00	0	0	0	0	0
04/30/2015 23:00	0	0	0	0	0
05/01/2015 00:00	0	0	0	0	0
05/01/2015 01:00	0	0	0	0	0
05/01/2015 02:00	0	0	0	0	0

	Unit 1 (Part 75 Data)	Unit 1 (Part 60 Data)	Unit 2 (Part 75 Data)	Unit 2 (Part 60 Data)	Units 1&2 Combined
	SO2_LbPerHr	SO2_P60_LbPerHr	SO2_LbPerHr	SO2_P60_LbPerHr	(Part 60 Data)
	1H	1H	1H	1H	
Time	Value	Value	Value	Value	
05/01/2015 03:00	0	0	0	0	0
05/01/2015 04:00	0	0	0	0	0
05/01/2015 05:00	0	0	0	0	0
05/01/2015 06:00	0	0	0	0	0
05/01/2015 07:00	0	0	0	0	0
05/01/2015 08:00	0	0	0	0	0
05/01/2015 09:00	0	0	0	0	0
05/01/2015 10:00	0	0	0	0	0
05/01/2015 11:00	0	0	0	0	0
05/01/2015 12:00	0	0	0	0	0
05/01/2015 13:00	0	0	0	0	0
05/01/2015 14:00	0	0	0	0	0
05/01/2015 15:00	0	0	0	0	0
05/01/2015 16:00	0	0	0	0	0
05/01/2015 17:00	0	0	0	0	0
05/01/2015 18:00	0	0	0	0	0
05/01/2015 19:00	0	0	0	0	0
05/01/2015 20:00	0	0	0	0	0
05/01/2015 21:00	0	0	0	0	0
05/01/2015 22:00	0	0	0	0	0
05/01/2015 23:00	0	0	0	0	0
05/02/2015 00:00	0	0	0	0	0
05/02/2015 01:00	0	0	0	0	0
05/02/2015 02:00	0	0	0	0	0
05/02/2015 03:00	0	0	0	0	0
05/02/2015 04:00	0	0	0	0	0
05/02/2015 05:00	0	0	0	0	0
05/02/2015 06:00	0	0	0	0	0
05/02/2015 07:00	0	0	0	0	0
05/02/2015 08:00	0	0	0	0	0
05/02/2015 09:00	0	0	0	0	0
05/02/2015 10:00	0	0	0	0	0
05/02/2015 11:00	0	0	0	0	0
05/02/2015 12:00	0	0	0	0	0
05/02/2015 13:00	0	0	0	0	0
05/02/2015 14:00	0	0	0	0	0
05/02/2015 15:00	0	0	0	0	0
05/02/2015 16:00	0	0	0	0	0
05/02/2015 17:00	0	0	0	0	0
05/02/2015 18:00	0	0	0	0	0
05/02/2015 19:00	0	0	0	0	0
05/02/2015 20:00	0	0	0	0	0
05/02/2015 21:00	0	0	0	0	0
05/02/2015 22:00	0	0	0	0	0
05/02/2015 23:00	0	0	0	0	0
05/03/2015 00:00	0	0	0	0	0
05/03/2015 01:00	0	0	0	0	0
05/03/2015 02:00	0	0	0	0	0
05/03/2015 03:00	0	0	0	0	0
05/03/2015 04:00	0	0	0	0	0
05/03/2015 05:00	0	0	0	0	0
05/03/2015 06:00	0	0	0	0	0
05/03/2015 07:00	0	0	0	0	0
05/03/2015 08:00	0	0	0	0	0
05/03/2015 09:00	0	0	0	0	0
05/03/2015 10:00	0	0	0	0	0
05/03/2015 11:00	0	0	0	0	0
05/03/2015 12:00	0	0	0	0	0
05/03/2015 13:00	0	0	0	0	0
05/03/2015 14:00	0	0	0	0	0
05/03/2015 15:00	0	0	0	0	0
05/03/2015 16:00	0	0	0	0	0
05/03/2015 17:00	0	0	0	0	0
05/03/2015 18:00	0	0	0	0	0
05/03/2015 19:00	0	0	0	0	0

	Unit 1 (Part 75 Data)	Unit 1 (Part 60 Data)	Unit 2 (Part 75 Data)	Unit 2 (Part 60 Data)	Units 1&2 Combined
	SO2_LbPerHr	SO2_P60_LbPerHr	SO2_LbPerHr	SO2_P60_LbPerHr	(Part 60 Data)
	1H	1H	1H	1H	
Time	Value	Value	Value	Value	
05/03/2015 20:00	0	0	0	0	0
05/03/2015 21:00	0	0	0	0	0
05/03/2015 22:00	0	0	0	0	0
05/03/2015 23:00	0	0	0	0	0
05/04/2015 00:00	0	0	0	0	0
05/04/2015 01:00	0	0	0	0	0
05/04/2015 02:00	0	0	0	0	0
05/04/2015 03:00	0	0	0	0	0
05/04/2015 04:00	0	0	0	0	0
05/04/2015 05:00	0	0	0	0	0
05/04/2015 06:00	0	0	0	0	0
05/04/2015 07:00	0	0	0	0	0
05/04/2015 08:00	0	0	0	0	0
05/04/2015 09:00	0	0	0	0	0
05/04/2015 10:00	0	0	0	0	0
05/04/2015 11:00	0	0	0	0	0
05/04/2015 12:00	0	0	0	0	0
05/04/2015 13:00	0	0	0	0	0
05/04/2015 14:00	0	0	0	0	0
05/04/2015 15:00	0	0	0	0	0
05/04/2015 16:00	0	0	0	0	0
05/04/2015 17:00	0	0	0	0	0
05/04/2015 18:00	0	0	0	0	0
05/04/2015 19:00	0	0	0	0	0
05/04/2015 20:00	0	0	0	0	0
05/04/2015 21:00	0	0	0	0	0
05/04/2015 22:00	0	0	0	0	0
05/04/2015 23:00	0	0	0	0	0
05/05/2015 00:00	0	0	0	0	0
05/05/2015 01:00	0	0	0	0	0
05/05/2015 02:00	0	0	0	0	0
05/05/2015 03:00	0	0	0	0	0
05/05/2015 04:00	0	0	0	0	0
05/05/2015 05:00	0	0	0	0	0
05/05/2015 06:00	0	0	0	0	0
05/05/2015 07:00	0	0	0	0	0
05/05/2015 08:00	0	0	0	0	0
05/05/2015 09:00	0	0	0	0	0
05/05/2015 10:00	0	0	0	0	0
05/05/2015 11:00	0	0	0	0	0
05/05/2015 12:00	0	0	0	0	0
05/05/2015 13:00	0	0	0	0	0
05/05/2015 14:00	0	0	0	0	0
05/05/2015 15:00	0	0	0	0	0
05/05/2015 16:00	0	0	0	0	0
05/05/2015 17:00	0	0	0	0	0
05/05/2015 18:00	0	0	0	0	0
05/05/2015 19:00	0	0	0	0	0
05/05/2015 20:00	0	0	0	0	0
05/05/2015 21:00	0	0	0	0	0
05/05/2015 22:00	0	0	0	0	0
05/05/2015 23:00	0	0	0	0	0
05/06/2015 00:00	0	0	0	0	0
05/06/2015 01:00	0	0	0	0	0
05/06/2015 02:00	0	0	0	0	0
05/06/2015 03:00	0	0	0	0	0
05/06/2015 04:00	0	0	0	0	0
05/06/2015 05:00	0	0	0	0	0
05/06/2015 06:00	0	0	0	0	0
05/06/2015 07:00	0	0	0	0	0
05/06/2015 08:00	0	0	0	0	0
05/06/2015 09:00	0	0	0	0	0
05/06/2015 10:00	0	0	0	0	0
05/06/2015 11:00	0	0	0	0	0
05/06/2015 12:00	0	0	0	0	0

	Unit 1 (Part 75 Data)	Unit 1 (Part 60 Data)	Unit 2 (Part 75 Data)	Unit 2 (Part 60 Data)	Units 1&2 Combined
	SO2_LbPerHr	SO2_P60_LbPerHr	SO2_LbPerHr	SO2_P60_LbPerHr	(Part 60 Data)
	1H	1H	1H	1H	
Time	Value	Value	Value	Value	
05/06/2015 13:00	0	0	0	0	0
05/06/2015 14:00	0	0	0	0	0
05/06/2015 15:00	0	0	0	0	0
05/06/2015 16:00	0	0	0	0	0
05/06/2015 17:00	0	0	0	0	0
05/06/2015 18:00	0	0	0	0	0
05/06/2015 19:00	0	0	0	0	0
05/06/2015 20:00	0	0	0	0	0
05/06/2015 21:00	0	0	0	0	0
05/06/2015 22:00	0	0	0	0	0
05/06/2015 23:00	0	0	0	0	0
05/07/2015 00:00	0	0	0	0	0
05/07/2015 01:00	0	0	0	0	0
05/07/2015 02:00	0	0	0	0	0
05/07/2015 03:00	0	0	0	0	0
05/07/2015 04:00	0	0	0	0	0
05/07/2015 05:00	0	0	0	0	0
05/07/2015 06:00	0	0	0	0	0
05/07/2015 07:00	0	0	0	0	0
05/07/2015 08:00	0	0	0	0	0
05/07/2015 09:00	0	0	0	0	0
05/07/2015 10:00	0	0	0	0	0
05/07/2015 11:00	0	0	0	0	0
05/07/2015 12:00	0	0	0	0	0
05/07/2015 13:00	0	0	0	0	0
05/07/2015 14:00	0	0	0	0	0
05/07/2015 15:00	0	0	0	0	0
05/07/2015 16:00	0	0	0	0	0
05/07/2015 17:00	0	0	0	0	0
05/07/2015 18:00	0	0	0	0	0
05/07/2015 19:00	0	0	0	0	0
05/07/2015 20:00	0	0	0	0	0
05/07/2015 21:00	0	0	0	0	0
05/07/2015 22:00	0	0	0	0	0
05/07/2015 23:00	0	0	0	0	0
05/08/2015 00:00	0	0	0	0	0
05/08/2015 01:00	0	0	0	0	0
05/08/2015 02:00	0	0	0	0	0
05/08/2015 03:00	0	0	0	0	0
05/08/2015 04:00	0	0	0	0	0
05/08/2015 05:00	0	0	0	0	0
05/08/2015 06:00	0	0	0	0	0
05/08/2015 07:00	0	0	0	0	0
05/08/2015 08:00	0	0	0	0	0
05/08/2015 09:00	0	0	0	0	0
05/08/2015 10:00	0	0	0	0	0
05/08/2015 11:00	0	0	0	0	0
05/08/2015 12:00	0	0	0	0	0
05/08/2015 13:00	0	0	0	0	0
05/08/2015 14:00	0	0	0	0	0
05/08/2015 15:00	0	0	0	0	0
05/08/2015 16:00	0	0	0	0	0
05/08/2015 17:00	0	0	0	0	0
05/08/2015 18:00	0	0	0	0	0
05/08/2015 19:00	0	0	0	0	0
05/08/2015 20:00	0	0	0	0	0
05/08/2015 21:00	0	0	0	0	0
05/08/2015 22:00	0	0	0	0	0
05/08/2015 23:00	0	0	0	0	0
05/09/2015 00:00	0	0	0	0	0
05/09/2015 01:00	0	0	0	0	0
05/09/2015 02:00	0	0	0	0	0
05/09/2015 03:00	0	0	0	0	0
05/09/2015 04:00	0	0	0	0	0
05/09/2015 05:00	0	0	0	0	0

	Unit 1 (Part 75 Data)	Unit 1 (Part 60 Data)	Unit 2 (Part 75 Data)	Unit 2 (Part 60 Data)	Units 1&2 Combined
	SO2_LbPerHr	SO2_P60_LbPerHr	SO2_LbPerHr	SO2_P60_LbPerHr	(Part 60 Data)
	1H	1H	1H	1H	
Time	Value	Value	Value	Value	
05/09/2015 06:00	0	0	0	0	0
05/09/2015 07:00	0	0	0	0	0
05/09/2015 08:00	0	0	0	0	0
05/09/2015 09:00	0	0	0	0	0
05/09/2015 10:00	0	0	0	0	0
05/09/2015 11:00	0	0	0	0	0
05/09/2015 12:00	0	0	0	0	0
05/09/2015 13:00	0	0	0	0	0
05/09/2015 14:00	0	0	0	0	0
05/09/2015 15:00	0	0	0	0	0
05/09/2015 16:00	0	0	0	0	0
05/09/2015 17:00	0	0	0	0	0
05/09/2015 18:00	0	0	0	0	0
05/09/2015 19:00	0	0	0	0	0
05/09/2015 20:00	0	0	0	0	0
05/09/2015 21:00	0	0	0	0	0
05/09/2015 22:00	0	0	0	0	0
05/09/2015 23:00	0	0	0	0	0
05/10/2015 00:00	0	0	0	0	0
05/10/2015 01:00	0	0	0	0	0
05/10/2015 02:00	0	0	0	0	0
05/10/2015 03:00	0	0	0	0	0
05/10/2015 04:00	0	0	0	0	0
05/10/2015 05:00	0	0	0	0	0
05/10/2015 06:00	0	0	0	0	0
05/10/2015 07:00	0	0	0	0	0
05/10/2015 08:00	0	0	0	0	0
05/10/2015 09:00	0	0	0	0	0
05/10/2015 10:00	0	0	0	0	0
05/10/2015 11:00	0	0	0	0	0
05/10/2015 12:00	0	0	0	0	0
05/10/2015 13:00	0	0	0	0	0
05/10/2015 14:00	0	0	0	0	0
05/10/2015 15:00	0	0	0	0	0
05/10/2015 16:00	0	0	0	0	0
05/10/2015 17:00	0	0	0	0	0
05/10/2015 18:00	0	0	0	0	0
05/10/2015 19:00	0	0	0	0	0
05/10/2015 20:00	0	0	0	0	0
05/10/2015 21:00	0	0	0	0	0
05/10/2015 22:00	0	0	0	0	0
05/10/2015 23:00	0	0	0	0	0
05/11/2015 00:00	0	0	0	0	0
05/11/2015 01:00	0	0	0	0	0
05/11/2015 02:00	0	0	0	0	0
05/11/2015 03:00	0	0	0	0	0
05/11/2015 04:00	0	0	0	0	0
05/11/2015 05:00	0	0	0	0	0
05/11/2015 06:00	0	0	0	0	0
05/11/2015 07:00	0	0	0	0	0
05/11/2015 08:00	0	0	0	0	0
05/11/2015 09:00	0	0	0	0	0
05/11/2015 10:00	0	0	0	0	0
05/11/2015 11:00	0	0	0	0	0
05/11/2015 12:00	0	0	0	0	0
05/11/2015 13:00	0	0	0	0	0
05/11/2015 14:00	0	0	0	0	0
05/11/2015 15:00	0	0	0	0	0
05/11/2015 16:00	0	0	0	0	0
05/11/2015 17:00	0	0	0	0	0
05/11/2015 18:00	0	0	0	0	0
05/11/2015 19:00	0	0	0	0	0
05/11/2015 20:00	0	0	0	0	0
05/11/2015 21:00	0	0	0	0	0
05/11/2015 22:00	0	0	0	0	0

	Unit 1 (Part 75 Data)	Unit 1 (Part 60 Data)	Unit 2 (Part 75 Data)	Unit 2 (Part 60 Data)	Units 1&2 Combined
	SO2_LbPerHr	SO2_P60_LbPerHr	SO2_LbPerHr	SO2_P60_LbPerHr	(Part 60 Data)
	1H	1H	1H	1H	
Time	Value	Value	Value	Value	
05/11/2015 23:00	0	0	0	0	0
05/12/2015 00:00	0	0	0	0	0
05/12/2015 01:00	0	0	0	0	0
05/12/2015 02:00	0	0	0	0	0
05/12/2015 03:00	0	0	0	0	0
05/12/2015 04:00	0	0	0	0	0
05/12/2015 05:00	0	0	0	0	0
05/12/2015 06:00	0	0	0	0	0
05/12/2015 07:00	0	0	0	0	0
05/12/2015 08:00	0	0	0	0	0
05/12/2015 09:00	0	0	0	0	0
05/12/2015 10:00	0	0	0	0	0
05/12/2015 11:00	0	0	0	0	0
05/12/2015 12:00	0	0	0	0	0
05/12/2015 13:00	0	0	0	0	0
05/12/2015 14:00	0	0	0	0	0
05/12/2015 15:00	0	0	0	0	0
05/12/2015 16:00	0	0	0	0	0
05/12/2015 17:00	0	0	0	0	0
05/12/2015 18:00	0	0	0	0	0
05/12/2015 19:00	0	0	0	0	0
05/12/2015 20:00	0	0	0	0	0
05/12/2015 21:00	0	0	0	0	0
05/12/2015 22:00	0	0	0	0	0
05/12/2015 23:00	0	0	0	0	0
05/13/2015 00:00	0	0	0	0	0
05/13/2015 01:00	0	0	0	0	0
05/13/2015 02:00	0	0	0	0	0
05/13/2015 03:00	0	0	0	0	0
05/13/2015 04:00	0	0	0	0	0
05/13/2015 05:00	0	0	0	0	0
05/13/2015 06:00	0	0	0	0	0
05/13/2015 07:00	0	0	0	0	0
05/13/2015 08:00	0	0	0	0	0
05/13/2015 09:00	0	0	0	0	0
05/13/2015 10:00	0	0	0	0	0
05/13/2015 11:00	0	0	0	0	0
05/13/2015 12:00	0	0	0	0	0
05/13/2015 13:00	0	0	0	0	0
05/13/2015 14:00	0	0	0	0	0
05/13/2015 15:00	0	0	0	0	0
05/13/2015 16:00	0	0	0	0	0
05/13/2015 17:00	0	0	0	0	0
05/13/2015 18:00	0	0	0	0	0
05/13/2015 19:00	0	0	0	0	0
05/13/2015 20:00	0	0	0	0	0
05/13/2015 21:00	0	0	0	0	0
05/13/2015 22:00	0	0	0	0	0
05/13/2015 23:00	0	0	0	0	0
05/14/2015 00:00	0	0	0	0	0
05/14/2015 01:00	0	0	0	0	0
05/14/2015 02:00	0	0	0	0	0
05/14/2015 03:00	0	0	0	0	0
05/14/2015 04:00	0	0	0	0	0
05/14/2015 05:00	0	0	0	0	0
05/14/2015 06:00	0	0	0	0	0
05/14/2015 07:00	0	0	0	0	0
05/14/2015 08:00	0	0	0	0	0
05/14/2015 09:00	0	0	0	0	0
05/14/2015 10:00	0	0	0	0	0
05/14/2015 11:00	0	0	0	0	0
05/14/2015 12:00	0	0	0	0	0
05/14/2015 13:00	0	0	0	0	0
05/14/2015 14:00	0	0	0	0	0
05/14/2015 15:00	0	0	0	0	0

	Unit 1 (Part 75 Data)	Unit 1 (Part 60 Data)	Unit 2 (Part 75 Data)	Unit 2 (Part 60 Data)	Units 1&2 Combined
	SO2_LbPerHr	SO2_P60_LbPerHr	SO2_LbPerHr	SO2_P60_LbPerHr	(Part 60 Data)
	1H	1H	1H	1H	
Time	Value	Value	Value	Value	
05/14/2015 16:00	0	0	0	0	0
05/14/2015 17:00	0	0	0	0	0
05/14/2015 18:00	0	0	0	0	0
05/14/2015 19:00	0	0	0	0	0
05/14/2015 20:00	0	0	0	0	0
05/14/2015 21:00	0	0	0	0	0
05/14/2015 22:00	0	0	0	0	0
05/14/2015 23:00	0	0	0	0	0
05/15/2015 00:00	0	0	0	0	0
05/15/2015 01:00	0	0	0	0	0
05/15/2015 02:00	0	0	0	0	0
05/15/2015 03:00	0	0	0	0	0
05/15/2015 04:00	0	0	0	0	0
05/15/2015 05:00	0	0	0	0	0
05/15/2015 06:00	0	0	0	0	0
05/15/2015 07:00	0	0	0	0	0
05/15/2015 08:00	0	0	0	0	0
05/15/2015 09:00	0	0	0	0	0
05/15/2015 10:00	0	0	0	0	0
05/15/2015 11:00	0	0	0	0	0
05/15/2015 12:00	0	0	0	0	0
05/15/2015 13:00	0	0	0	0	0
05/15/2015 14:00	0	0	0	0	0
05/15/2015 15:00	0	0	0	0	0
05/15/2015 16:00	0	0	0	0	0
05/15/2015 17:00	0	0	0	0	0
05/15/2015 18:00	0	0	0	0	0
05/15/2015 19:00	0	0	0	0	0
05/15/2015 20:00	0	0	0	0	0
05/15/2015 21:00	0	0	0	0	0
05/15/2015 22:00	0	0	0	0	0
05/15/2015 23:00	0	0	0	0	0
05/16/2015 00:00	0	0	0	0	0
05/16/2015 01:00	0	0	0	0	0
05/16/2015 02:00	0	0	0	0	0
05/16/2015 03:00	0	0	0	0	0
05/16/2015 04:00	0	0	0	0	0
05/16/2015 05:00	0	0	0	0	0
05/16/2015 06:00	0	0	0	0	0
05/16/2015 07:00	0	0	0	0	0
05/16/2015 08:00	0	0	0	0	0
05/16/2015 09:00	0	0	0	0	0
05/16/2015 10:00	0	0	0	0	0
05/16/2015 11:00	0	0	0	0	0
05/16/2015 12:00	0	0	0	0	0
05/16/2015 13:00	0	0	0	0	0
05/16/2015 14:00	0	0	0	0	0
05/16/2015 15:00	0	0	0	0	0
05/16/2015 16:00	0	0	0	0	0
05/16/2015 17:00	0	0	0	0	0
05/16/2015 18:00	0	0	0	0	0
05/16/2015 19:00	0	0	0	0	0
05/16/2015 20:00	0	0	0	0	0
05/16/2015 21:00	0	0	0	0	0
05/16/2015 22:00	0	0	0	0	0
05/16/2015 23:00	0	0	0	0	0
05/17/2015 00:00	0	0	0	0	0
05/17/2015 01:00	0	0	0	0	0
05/17/2015 02:00	0	0	0	0	0
05/17/2015 03:00	0	0	0	0	0
05/17/2015 04:00	0	0	0	0	0
05/17/2015 05:00	0	0	0	0	0
05/17/2015 06:00	0	0	0	0	0
05/17/2015 07:00	0	0	0	0	0
05/17/2015 08:00	0	0	0	0	0

	Unit 1 (Part 75 Data)	Unit 1 (Part 60 Data)	Unit 2 (Part 75 Data)	Unit 2 (Part 60 Data)	Units 1&2 Combined
	SO2_LbPerHr	SO2_P60_LbPerHr	SO2_LbPerHr	SO2_P60_LbPerHr	(Part 60 Data)
	1H	1H	1H	1H	
Time	Value	Value	Value	Value	
05/17/2015 09:00	0	0	0	0	0
05/17/2015 10:00	0	0	0	0	0
05/17/2015 11:00	0	0	0	0	0
05/17/2015 12:00	0	0	0	0	0
05/17/2015 13:00	0	0	0	0	0
05/17/2015 14:00	0	0	0	0	0
05/17/2015 15:00	0	0	0	0	0
05/17/2015 16:00	0	0	0	0	0
05/17/2015 17:00	0	0	0	0	0
05/17/2015 18:00	0	0	0	0	0
05/17/2015 19:00	6.2	5.5	0	0	5.5
05/17/2015 20:00	8.3	7.6	0	0	7.6
05/17/2015 21:00	4.2	4.2	0	0	4.2
05/17/2015 22:00	0.7	0.7	0	0	0.7
05/17/2015 23:00	0	0	0	0	0
05/18/2015 00:00	0	0	0	0	0
05/18/2015 01:00	0	0	0	0	0
05/18/2015 02:00	12.7	12	0	0	12
05/18/2015 03:00	28.4	26.2	0	0	26.2
05/18/2015 04:00	2.1	2.1	0	0	2.1
05/18/2015 05:00	7.1	6.4	0	0	6.4
05/18/2015 06:00	9.9	9.2	0	0	9.2
05/18/2015 07:00	17.1	15.7	0	0	15.7
05/18/2015 08:00	69.6	65.1	0	0	65.1
05/18/2015 09:00	88.3	82.3	0	0	82.3
05/18/2015 10:00	77.5	72.2	0	0	72.2
05/18/2015 11:00	213.7	199.9	0	0	199.9
05/18/2015 12:00	526.6	492.5	0	0	492.5
05/18/2015 13:00	991.3	926.4	0	0	926.4
05/18/2015 14:00	754.2	705.3	0	0	705.3
05/18/2015 15:00	372.4	348.3	0	0	348.3
05/18/2015 16:00	450.1	421.1	0	0	421.1
05/18/2015 17:00	1050.9	981.5	0	0	981.5
05/18/2015 18:00	1141.5	1066.2	0	0	1066.2
05/18/2015 19:00	1073.4	1002.6	0	0	1002.6
05/18/2015 20:00	945.7	884	0	0	884
05/18/2015 21:00	833.8	779.6	0	0	779.6
05/18/2015 22:00	801.5	749.2	0	0	749.2
05/18/2015 23:00	800.7	748	0	0	748
05/19/2015 00:00	757.3	707.7	0	0	707.7
05/19/2015 01:00	878.7	821.7	0	0	821.7
05/19/2015 02:00	1212.6	1133.6	0	0	1133.6
05/19/2015 03:00	1335.1	1247.7	0	0	1247.7
05/19/2015 04:00	1538.4	1438.5	0	0	1438.5
05/19/2015 05:00	1513.5	1414.2	0	0	1414.2
05/19/2015 06:00	1463.6	1367.8	0	0	1367.8
05/19/2015 07:00	1312.6	1227.4	0	0	1227.4
05/19/2015 08:00	1293.9	1209.9	0	0	1209.9
05/19/2015 09:00	1716.6	1604.2	0	0	1604.2
05/19/2015 10:00	1691.6	1581.3	0	0	1581.3
05/19/2015 11:00	1025.6	958.5	0	0	958.5
05/19/2015 12:00	873	815.2	0	0	815.2
05/19/2015 13:00	521.2	487.8	0	0	487.8
05/19/2015 14:00	572.2	534	0	0	534
05/19/2015 15:00	723.4	675.5	0	0	675.5
05/19/2015 16:00	839.1	784.4	0	0	784.4
05/19/2015 17:00	749.3	700.4	0	0	700.4
05/19/2015 18:00	731.4	682.9	0	0	682.9
05/19/2015 19:00	972.5	908.7	0	0	908.7
05/19/2015 20:00	830.1	775.2	0	0	775.2
05/19/2015 21:00	883.4	826.3	0	0	826.3
05/19/2015 22:00	839.5	785.4	0	0	785.4
05/19/2015 23:00	733.5	685.7	0	0	685.7
05/20/2015 00:00	613.9	573.3	0	0	573.3
05/20/2015 01:00	564	527.1	0	0	527.1

	Unit 1 (Part 75 Data)	Unit 1 (Part 60 Data)	Unit 2 (Part 75 Data)	Unit 2 (Part 60 Data)	Units 1&2 Combined
	SO2_LbPerHr	SO2_P60_LbPerHr	SO2_LbPerHr	SO2_P60_LbPerHr	(Part 60 Data)
	1H	1H	1H	1H	
Time	Value	Value	Value	Value	
05/20/2015 02:00	583.2	544.5	0	0	544.5
05/20/2015 03:00	651.9	609.2	0	0	609.2
05/20/2015 04:00	611.4	572	0	0	572
05/20/2015 05:00	551.4	516	0	0	516
05/20/2015 06:00	604.7	565.7	0	0	565.7
05/20/2015 07:00	627.3	586.8	0	0	586.8
05/20/2015 08:00	726.6	679.2	0	0	679.2
05/20/2015 09:00	687.7	643.3	0	0	643.3
05/20/2015 10:00	733.7	685.8	0	0	685.8
05/20/2015 11:00	808.2	754.5	0	0	754.5
05/20/2015 12:00	990.9	926.6	0	0	926.6
05/20/2015 13:00	744	695.8	0	0	695.8
05/20/2015 14:00	741.6	693.8	0	0	693.8
05/20/2015 15:00	752.5	703.1	0	0	703.1
05/20/2015 16:00	735.3	687.8	0	0	687.8
05/20/2015 17:00	1010.9	944.1	0	0	944.1
05/20/2015 18:00	838.8	784.2	0	0	784.2
05/20/2015 19:00	838.3	783.9	0	0	783.9
05/20/2015 20:00	841.6	786.8	0	0	786.8
05/20/2015 21:00	698.1	652.1	0	0	652.1
05/20/2015 22:00	583.6	544.8	0	0	544.8
05/20/2015 23:00	346.9	324	0	0	324
05/21/2015 00:00	122.4	114.7	0	0	114.7
05/21/2015 01:00	168.8	157.8	0	0	157.8
05/21/2015 02:00	0	0	0	0	0
05/21/2015 03:00	0	0	0	0	0
05/21/2015 04:00	0	0	0	0	0
05/21/2015 05:00	0	0	0	0	0
05/21/2015 06:00	0	0	0	0	0
05/21/2015 07:00	0	0	0	0	0
05/21/2015 08:00	0	0	0	0	0
05/21/2015 09:00	0	0	0	0	0
05/21/2015 10:00	0	0	0	0	0
05/21/2015 11:00	0	0	0	0	0
05/21/2015 12:00	0	0	0	0	0
05/21/2015 13:00	0	0	0	0	0
05/21/2015 14:00	0	0	0	0	0
05/21/2015 15:00	0	0	0	0	0
05/21/2015 16:00	0	0	0	0	0
05/21/2015 17:00	0	0	0	0	0
05/21/2015 18:00	0	0	0	0	0
05/21/2015 19:00	0	0	0	0	0
05/21/2015 20:00	0	0	0	0	0
05/21/2015 21:00	0	0	0	0	0
05/21/2015 22:00	0	0	0	0	0
05/21/2015 23:00	0	0	0	0	0
05/22/2015 00:00	0	0	0	0	0
05/22/2015 01:00	0	0	0	0	0
05/22/2015 02:00	0	0	0	0	0
05/22/2015 03:00	0	0	0	0	0
05/22/2015 04:00	0	0	0	0	0
05/22/2015 05:00	0	0	0	0	0
05/22/2015 06:00	0	0	0	0	0
05/22/2015 07:00	0	0	0	0	0
05/22/2015 08:00	0	0	0	0	0
05/22/2015 09:00	0	0	0	0	0
05/22/2015 10:00	0	0	0	0	0
05/22/2015 11:00	3.8	3.8	0	0	3.8
05/22/2015 12:00	26.2	24.7	0	0	24.7
05/22/2015 13:00	64.6	60.2	0	0	60.2
05/22/2015 14:00	138.6	129.7	0	0	129.7
05/22/2015 15:00	217.4	203.3	0	0	203.3
05/22/2015 16:00	20.8	19.3	0	0	19.3
05/22/2015 17:00	1.5	1.5	0	0	1.5
05/22/2015 18:00	8.5	0	0	0	0

	Unit 1 (Part 75 Data)	Unit 1 (Part 60 Data)	Unit 2 (Part 75 Data)	Unit 2 (Part 60 Data)	Units 1&2 Combined
	SO2_LbPerHr	SO2_P60_LbPerHr	SO2_LbPerHr	SO2_P60_LbPerHr	(Part 60 Data)
	1H	1H	1H	1H	
Time	Value	Value	Value	Value	
05/22/2015 19:00	56.1	0	0	0	0
05/22/2015 20:00	14.6	0	0	0	0
05/22/2015 21:00	75.5	0	0	0	0
05/22/2015 22:00	214.3	0	0	0	0
05/22/2015 23:00	255.8	0	0	0	0
05/23/2015 00:00	214	0	0	0	0
05/23/2015 01:00	904.1	0	0	0	0
05/23/2015 02:00	595.9	0	0	0	0
05/23/2015 03:00	817.4	0	0	0	0
05/23/2015 04:00	202	0	0	0	0
05/23/2015 05:00	215.7	0	0	0	0
05/23/2015 06:00	232	0	0	0	0
05/23/2015 07:00	316.3	0	0	0	0
05/23/2015 08:00	718.3	0	0	0	0
05/23/2015 09:00	586.2	0	0	0	0
05/23/2015 10:00	212.3	212.3	0	0	212.3
05/23/2015 11:00	193.3	181.4	0	0	181.4
05/23/2015 12:00	151	141.4	0	0	141.4
05/23/2015 13:00	165.6	154.6	0	0	154.6
05/23/2015 14:00	167.8	156.6	0	0	156.6
05/23/2015 15:00	156.6	146.5	0	0	146.5
05/23/2015 16:00	85.9	80.6	0	0	80.6
05/23/2015 17:00	78.2	72.9	0	0	72.9
05/23/2015 18:00	112	105	0	0	105
05/23/2015 19:00	128.4	120	0	0	120
05/23/2015 20:00	150.5	140.4	0	0	140.4
05/23/2015 21:00	107.1	100.8	0	0	100.8
05/23/2015 22:00	95.2	89.4	0	0	89.4
05/23/2015 23:00	116.8	108.7	0	0	108.7
05/24/2015 00:00	178.3	166.1	0	0	166.1
05/24/2015 01:00	338.9	316.7	0	0	316.7
05/24/2015 02:00	375.6	350.7	0	0	350.7
05/24/2015 03:00	226.1	211.7	0	0	211.7
05/24/2015 04:00	217.8	203.4	0	0	203.4
05/24/2015 05:00	158.9	148.4	0	0	148.4
05/24/2015 06:00	137.1	127.9	0	0	127.9
05/24/2015 07:00	144.6	135.4	0	0	135.4
05/24/2015 08:00	149.7	140.4	0	0	140.4
05/24/2015 09:00	221.6	206.7	0	0	206.7
05/24/2015 10:00	302.9	282.8	0	0	282.8
05/24/2015 11:00	372.9	348.1	0	0	348.1
05/24/2015 12:00	272.8	255	0	0	255
05/24/2015 13:00	251.8	236	0	0	236
05/24/2015 14:00	294.9	276.2	0	0	276.2
05/24/2015 15:00	429.1	401.2	0	0	401.2
05/24/2015 16:00	389.1	364.3	0	0	364.3
05/24/2015 17:00	267.6	250.5	0	0	250.5
05/24/2015 18:00	376.1	351.2	0	0	351.2
05/24/2015 19:00	255.5	238	0	0	238
05/24/2015 20:00	267.1	250.2	0	0	250.2
05/24/2015 21:00	450.4	421.7	0	0	421.7
05/24/2015 22:00	351.8	328.2	0	0	328.2
05/24/2015 23:00	166	154.8	0	0	154.8
05/25/2015 00:00	134.4	125	0	0	125
05/25/2015 01:00	137.9	128.6	0	0	128.6
05/25/2015 02:00	125.2	117.2	0	0	117.2
05/25/2015 03:00	119.5	111.6	0	0	111.6
05/25/2015 04:00	109.9	103.2	0	0	103.2
05/25/2015 05:00	134.3	125	0	0	125
05/25/2015 06:00	146.6	137.2	0	0	137.2
05/25/2015 07:00	139.7	130.3	0	0	130.3
05/25/2015 08:00	255.7	239.1	0	0	239.1
05/25/2015 09:00	339.2	317.1	0	0	317.1
05/25/2015 10:00	430.4	402.4	0	0	402.4
05/25/2015 11:00	651.9	608.6	0	0	608.6

	Unit 1 (Part 75 Data)	Unit 1 (Part 60 Data)	Unit 2 (Part 75 Data)	Unit 2 (Part 60 Data)	Units 1&2 Combined
	SO2_LbPerHr	SO2_P60_LbPerHr	SO2_LbPerHr	SO2_P60_LbPerHr	(Part 60 Data)
	1H	1H	1H	1H	
Time	Value	Value	Value	Value	
05/25/2015 12:00	857.5	801.7	0	0	801.7
05/25/2015 13:00	485.3	453.6	0	0	453.6
05/25/2015 14:00	384.3	359.6	0	0	359.6
05/25/2015 15:00	703.5	658.2	0	0	658.2
05/25/2015 16:00	950	887.4	0	0	887.4
05/25/2015 17:00	962.1	899.5	0	0	899.5
05/25/2015 18:00	994.2	929.9	0	0	929.9
05/25/2015 19:00	1082.8	1011.1	0	0	1011.1
05/25/2015 20:00	1167.7	1091.5	0	0	1091.5
05/25/2015 21:00	1279.9	1197	0	0	1197
05/25/2015 22:00	1174.8	1098.6	0	0	1098.6
05/25/2015 23:00	872	815.2	0	0	815.2
05/26/2015 00:00	294.4	275	0	0	275
05/26/2015 01:00	277.8	259.5	0	0	259.5
05/26/2015 02:00	425.2	397	0	0	397
05/26/2015 03:00	492.4	460.6	0	0	460.6
05/26/2015 04:00	445.9	417.2	0	0	417.2
05/26/2015 05:00	516.7	483.2	0	0	483.2
05/26/2015 06:00	1074	1003.2	0	0	1003.2
05/26/2015 07:00	1494.4	1396.6	0	0	1396.6
05/26/2015 08:00	1877.1	1754.1	0	0	1754.1
05/26/2015 09:00	992.3	927.3	0	0	927.3
05/26/2015 10:00	1970.2	0	0	0	0
05/26/2015 11:00	1998.8	0	0	0	0
05/26/2015 12:00	1970.2	0	0	0	0
05/26/2015 13:00	1998.8	0	0	0	0
05/26/2015 14:00	1823.4	0	0	0	0
05/26/2015 15:00	1305.8	0	0	0	0
05/26/2015 16:00	771.2	0	0	0	0
05/26/2015 17:00	1020.5	0	0	0	0
05/26/2015 18:00	802.9	0	0	0	0
05/26/2015 19:00	505	0	0	0	0
05/26/2015 20:00	390.9	0	0	0	0
05/26/2015 21:00	564	0	0	0	0
05/26/2015 22:00	672.9	0	0	0	0
05/26/2015 23:00	152.2	0	0	0	0
05/27/2015 00:00	197.3	0	0	0	0
05/27/2015 01:00	139.4	0	0	0	0
05/27/2015 02:00	111.8	0	0	0	0
05/27/2015 03:00	117.4	0	0	0	0
05/27/2015 04:00	188	0	0	0	0
05/27/2015 05:00	945.4	0	0	0	0
05/27/2015 06:00	449.4	0	0	0	0
05/27/2015 07:00	525.8	0	0	0	0
05/27/2015 08:00	437.7	0	0	0	0
05/27/2015 09:00	636	0	0	0	0
05/27/2015 10:00	543	0	0	0	0
05/27/2015 11:00	471.2	0	0	0	0
05/27/2015 12:00	602.2	0	0	0	0
05/27/2015 13:00	464.8	0	0	0	0
05/27/2015 14:00	648.7	0	0	0	0
05/27/2015 15:00	488.1	0	0	0	0
05/27/2015 16:00	587.4	0	0	0	0
05/27/2015 17:00	669.8	0	0	0	0
05/27/2015 18:00	584.5	0	0	0	0
05/27/2015 19:00	516	0	0	0	0
05/27/2015 20:00	557.3	0	0	0	0
05/27/2015 21:00	573.8	0	0	0	0
05/27/2015 22:00	677	0	0	0	0
05/27/2015 23:00	276.6	0	0	0	0
05/28/2015 00:00	108.7	0	0	0	0
05/28/2015 01:00	88.4	0	0	0	0
05/28/2015 02:00	85.6	0	0	0	0
05/28/2015 03:00	89.7	0	0	0	0
05/28/2015 04:00	91.1	0	0	0	0

	Unit 1 (Part 75 Data)	Unit 1 (Part 60 Data)	Unit 2 (Part 75 Data)	Unit 2 (Part 60 Data)	Units 1&2 Combined
	SO2_LbPerHr	SO2_P60_LbPerHr	SO2_LbPerHr	SO2_P60_LbPerHr	(Part 60 Data)
	1H	1H	1H	1H	
Time	Value	Value	Value	Value	
05/28/2015 05:00	205.1	0	0	0	0
05/28/2015 06:00	326.1	0	0	0	0
05/28/2015 07:00	499.5	0	0	0	0
05/28/2015 08:00	511.1	0	0	0	0
05/28/2015 09:00	287.9	0	0	0	0
05/28/2015 10:00	148.3	138.8	0	0	138.8
05/28/2015 11:00	99.6	93.6	0	0	93.6
05/28/2015 12:00	92.7	87.1	0	0	87.1
05/28/2015 13:00	125.2	116.6	0	0	116.6
05/28/2015 14:00	156.4	146	0	0	146
05/28/2015 15:00	226.1	211.8	0	0	211.8
05/28/2015 16:00	241.9	225.6	0	0	225.6
05/28/2015 17:00	324.4	303.7	0	0	303.7
05/28/2015 18:00	312.5	292.9	0	0	292.9
05/28/2015 19:00	196.9	184.4	0	0	184.4
05/28/2015 20:00	182.3	169.6	0	0	169.6
05/28/2015 21:00	411.2	383.8	0	0	383.8
05/28/2015 22:00	200.7	188	0	0	188
05/28/2015 23:00	254.4	237.4	0	0	237.4
05/29/2015 00:00	228.9	214.6	0	0	214.6
05/29/2015 01:00	208.7	194.4	0	0	194.4
05/29/2015 02:00	243.1	227.7	0	0	227.7
05/29/2015 03:00	232.3	216.8	0	0	216.8
05/29/2015 04:00	296.7	276.8	0	0	276.8
05/29/2015 05:00	244.2	228.1	0	0	228.1
05/29/2015 06:00	89.7	83	0	0	83
05/29/2015 07:00	279.2	261.3	0	0	261.3
05/29/2015 08:00	332.9	311.3	0	0	311.3
05/29/2015 09:00	586.1	547.3	0	0	547.3
05/29/2015 10:00	629	0	0	0	0
05/29/2015 11:00	537.3	0	0	0	0
05/29/2015 12:00	637.3	0	0	0	0
05/29/2015 13:00	733.1	0	0	0	0
05/29/2015 14:00	672.7	0	0	0	0
05/29/2015 15:00	816.4	0	0	0	0
05/29/2015 16:00	741.4	0	0	0	0
05/29/2015 17:00	701.8	0	0	0	0
05/29/2015 18:00	737.4	0	0	0	0
05/29/2015 19:00	574.7	0	0	0	0
05/29/2015 20:00	447.9	0	0	0	0
05/29/2015 21:00	494.4	0	0	0	0
05/29/2015 22:00	488.1	0	0	0	0
05/29/2015 23:00	537.5	0	0	0	0
05/30/2015 00:00	1110.5	0	0	0	0
05/30/2015 01:00	887.6	0	0	0	0
05/30/2015 02:00	395.5	0	0	0	0
05/30/2015 03:00	567.9	0	0	0	0
05/30/2015 04:00	468.5	0	0	0	0
05/30/2015 05:00	470.5	0	0	0	0
05/30/2015 06:00	1044.5	0	0	0	0
05/30/2015 07:00	772.5	0	0	0	0
05/30/2015 08:00	655	0	0	0	0
05/30/2015 09:00	543.6	0	0	0	0
05/30/2015 10:00	608.1	0	0	0	0
05/30/2015 11:00	649.8	0	0	0	0
05/30/2015 12:00	617	0	0	0	0
05/30/2015 13:00	642.3	0	0	0	0
05/30/2015 14:00	676.1	0	0	0	0
05/30/2015 15:00	666.4	0	0	0	0
05/30/2015 16:00	608.1	0	0	0	0
05/30/2015 17:00	597.7	0	0	0	0
05/30/2015 18:00	591.6	0	0	0	0
05/30/2015 19:00	642.3	0	0	0	0
05/30/2015 20:00	764.9	0	0	0	0
05/30/2015 21:00	467	0	0	0	0

	Unit 1 (Part 75 Data)	Unit 1 (Part 60 Data)	Unit 2 (Part 75 Data)	Unit 2 (Part 60 Data)	Units 1&2 Combined
	SO2_LbPerHr	SO2_P60_LbPerHr	SO2_LbPerHr	SO2_P60_LbPerHr	(Part 60 Data)
	1H	1H	1H	1H	
Time	Value	Value	Value	Value	
05/30/2015 22:00	1217.9	0	0	0	0
05/30/2015 23:00	1089.9	0	0	0	0
05/31/2015 00:00	531.4	0	0	0	0
05/31/2015 01:00	456.3	0	0	0	0
05/31/2015 02:00	446.2	0	0	0	0
05/31/2015 03:00	166.3	0	0	0	0
05/31/2015 04:00	103.4	0	0	0	0
05/31/2015 05:00	93.3	0	0	0	0
05/31/2015 06:00	119.7	0	0	0	0
05/31/2015 07:00	516	0	0	0	0
05/31/2015 08:00	455.3	0	0	0	0
05/31/2015 09:00	608	0	0	0	0
05/31/2015 10:00	568.4	0	0	0	0
05/31/2015 11:00	664.4	620.2	0	0	620.2
05/31/2015 12:00	707.9	661.3	0	0	661.3
05/31/2015 13:00	783.2	731.3	0	0	731.3
05/31/2015 14:00	652.1	609.7	0	0	609.7
05/31/2015 15:00	607.4	567.5	0	0	567.5
05/31/2015 16:00	600.5	560.7	0	0	560.7
05/31/2015 17:00	573.2	536.1	0	0	536.1
05/31/2015 18:00	418.6	390.8	0	0	390.8
05/31/2015 19:00	526.7	493.3	0	0	493.3
05/31/2015 20:00	582.8	545.8	0	0	545.8
05/31/2015 21:00	535.9	501.8	0	0	501.8
05/31/2015 22:00	399.6	373.3	0	0	373.3
05/31/2015 23:00	572.2	533.9	0	0	533.9
06/01/2015 00:00	353.9	330.2	0	0	330.2
06/01/2015 01:00	130.1	121.6	0	0	121.6
06/01/2015 02:00	34.1	31.4	0	0	31.4
06/01/2015 03:00	45.5	42.7	0	0	42.7
06/01/2015 04:00	41.7	0	0	0	0
06/01/2015 05:00	162.4	151.5	0	0	151.5
06/01/2015 06:00	415.6	389.2	0	0	389.2
06/01/2015 07:00	410.6	383.8	0	0	383.8
06/01/2015 08:00	0	0	0	0	0
06/01/2015 09:00	0	0	0	0	0
06/01/2015 10:00	0	0	0	0	0
06/01/2015 11:00	0	0	0	0	0
06/01/2015 12:00	0	0	0	0	0
06/01/2015 13:00	0	0	0	0	0
06/01/2015 14:00	0	0	0	0	0
06/01/2015 15:00	0	0	0	0	0
06/01/2015 16:00	0	0	0	0	0
06/01/2015 17:00	0	0	0	0	0
06/01/2015 18:00	8.1	0	0	0	0
06/01/2015 19:00	21.1	0	0	0	0
06/01/2015 20:00	66.9	0	0	0	0
06/01/2015 21:00	495.4	0	0	0	0
06/01/2015 22:00	210.5	0	0	0	0
06/01/2015 23:00	3.1	0	0	0	0
06/02/2015 00:00	38.9	0	0	0	0
06/02/2015 01:00	0	0	0	0	0
06/02/2015 02:00	15.5	0	0	0	0
06/02/2015 03:00	15.5	0	0	0	0
06/02/2015 04:00	31.1	0	0	0	0
06/02/2015 05:00	289	0	0	0	0
06/02/2015 06:00	128	0	0	0	0
06/02/2015 07:00	90.8	0	0	0	0
06/02/2015 08:00	161.6	0	0	0	0
06/02/2015 09:00	1668.4	0	0	0	0
06/02/2015 10:00	948.7	0	0	0	0
06/02/2015 11:00	758.2	708.1	0	0	708.1
06/02/2015 12:00	397.2	370.8	0	0	370.8
06/02/2015 13:00	203.9	190.1	0	0	190.1
06/02/2015 14:00	355.7	331.7	0	0	331.7

	Unit 1 (Part 75 Data)	Unit 1 (Part 60 Data)	Unit 2 (Part 75 Data)	Unit 2 (Part 60 Data)	Units 1&2 Combined
	SO2_LbPerHr	SO2_P60_LbPerHr	SO2_LbPerHr	SO2_P60_LbPerHr	(Part 60 Data)
	1H	1H	1H	1H	
Time	Value	Value	Value	Value	
06/02/2015 15:00	97.8	91.2	0	0	91.2
06/02/2015 16:00	218	204.3	0	0	204.3
06/02/2015 17:00	126.7	118.1	0	0	118.1
06/02/2015 18:00	309	289.1	0	0	289.1
06/02/2015 19:00	165.6	154.8	0	0	154.8
06/02/2015 20:00	122.4	115.2	0	0	115.2
06/02/2015 21:00	11.6	11.6	0	0	11.6
06/02/2015 22:00	39.7	36.7	0	0	36.7
06/02/2015 23:00	0	0	0	0	0
06/03/2015 00:00	18.1	16.7	0	0	16.7
06/03/2015 01:00	23.5	22.1	0	0	22.1
06/03/2015 02:00	18	16.6	0	0	16.6
06/03/2015 03:00	12.5	11.1	0	0	11.1
06/03/2015 04:00	42.4	39.5	0	0	39.5
06/03/2015 05:00	34.8	33.2	0	0	33.2
06/03/2015 06:00	618.1	577.6	0	0	577.6
06/03/2015 07:00	9317.8	8709	0	0	8709
06/03/2015 08:00	9825.3	9183.2	0	0	9183.2
06/03/2015 09:00	13938.2	13026.9	0	0	13026.9
06/03/2015 10:00	4135.4	3865.7	0	0	3865.7
06/03/2015 11:00	684.7	639.4	0	0	639.4
06/03/2015 12:00	540.6	505.6	0	0	505.6
06/03/2015 13:00	606.1	566.1	0	0	566.1
06/03/2015 14:00	470	439.4	0	0	439.4
06/03/2015 15:00	423.4	395.8	0	0	395.8
06/03/2015 16:00	475.1	444.5	0	0	444.5
06/03/2015 17:00	467.4	436.1	0	0	436.1
06/03/2015 18:00	460.1	430.7	0	0	430.7
06/03/2015 19:00	344.4	322.7	0	0	322.7
06/03/2015 20:00	213.1	199.3	0	0	199.3
06/03/2015 21:00	175.5	163.7	0	0	163.7
06/03/2015 22:00	17.9	16.4	0	0	16.4
06/03/2015 23:00	34.5	31.6	0	0	31.6
06/04/2015 00:00	12.8	11.4	0	0	11.4
06/04/2015 01:00	39.8	36.9	0	0	36.9
06/04/2015 02:00	19.8	18.4	0	0	18.4
06/04/2015 03:00	26.9	25.5	0	0	25.5
06/04/2015 04:00	51.9	48.9	0	0	48.9
06/04/2015 05:00	4.8	4.8	0	0	4.8
06/04/2015 06:00	140	131.5	0	0	131.5
06/04/2015 07:00	23.9	22.2	0	0	22.2
06/04/2015 08:00	0	0	0	0	0
06/04/2015 09:00	0	0	0	0	0
06/04/2015 10:00	23.8	21.8	0	0	21.8
06/04/2015 11:00	62.5	58.3	0	0	58.3
06/04/2015 12:00	149.2	140.3	0	0	140.3
06/04/2015 13:00	183.1	170.3	0	0	170.3
06/04/2015 14:00	263.3	245.6	0	0	245.6
06/04/2015 15:00	662	618.4	0	0	618.4
06/04/2015 16:00	858.3	802	0	0	802
06/04/2015 17:00	678.2	634.3	0	0	634.3
06/04/2015 18:00	659.3	615.5	0	0	615.5
06/04/2015 19:00	645.9	604	0	0	604
06/04/2015 20:00	645.8	603.9	0	0	603.9
06/04/2015 21:00	507.3	475.1	0	0	475.1
06/04/2015 22:00	355.6	332.9	0	0	332.9
06/04/2015 23:00	377.6	352.5	0	0	352.5
06/05/2015 00:00	113.6	106.5	0	0	106.5
06/05/2015 01:00	107.8	101.3	0	0	101.3
06/05/2015 02:00	44.2	41.3	0	0	41.3
06/05/2015 03:00	78.5	72.7	0	0	72.7
06/05/2015 04:00	143.5	134.5	0	0	134.5
06/05/2015 05:00	245.2	229	0	0	229
06/05/2015 06:00	183.3	171.2	0	0	171.2
06/05/2015 07:00	53.7	50.1	0	0	50.1

	Unit 1 (Part 75 Data)	Unit 1 (Part 60 Data)	Unit 2 (Part 75 Data)	Unit 2 (Part 60 Data)	Units 1&2 Combined
	SO2_LbPerHr	SO2_P60_LbPerHr	SO2_LbPerHr	SO2_P60_LbPerHr	(Part 60 Data)
	1H	1H	1H	1H	
Time	Value	Value	Value	Value	
06/05/2015 08:00	45.1	41.5	0	0	41.5
06/05/2015 09:00	33.4	31.6	0	0	31.6
06/05/2015 10:00	51.7	48.2	0	0	48.2
06/05/2015 11:00	127.9	120.4	0	0	120.4
06/05/2015 12:00	254.2	236.7	0	0	236.7
06/05/2015 13:00	353.4	331.2	0	0	331.2
06/05/2015 14:00	767.3	717.5	0	0	717.5
06/05/2015 15:00	631.9	590.3	0	0	590.3
06/05/2015 16:00	258.4	242.2	0	0	242.2
06/05/2015 17:00	84.9	79.2	0	0	79.2
06/05/2015 18:00	115.5	108.4	0	0	108.4
06/05/2015 19:00	354.4	331.6	0	0	331.6
06/05/2015 20:00	35.1	33.3	0	0	33.3
06/05/2015 21:00	63	59.6	0	0	59.6
06/05/2015 22:00	336.7	314.1	0	0	314.1
06/05/2015 23:00	178.5	166.4	0	0	166.4
06/06/2015 00:00	118.5	110.9	0	0	110.9
06/06/2015 01:00	88.5	82.6	0	0	82.6
06/06/2015 02:00	80.9	75	0	0	75
06/06/2015 03:00	98.3	92.4	0	0	92.4
06/06/2015 04:00	83.3	77.5	0	0	77.5
06/06/2015 05:00	81.8	76	0	0	76
06/06/2015 06:00	111.4	103.9	0	0	103.9
06/06/2015 07:00	309.1	289.4	0	0	289.4
06/06/2015 08:00	351.9	329.6	0	0	329.6
06/06/2015 09:00	365.9	342	0	0	342
06/06/2015 10:00	342.8	320.5	0	0	320.5
06/06/2015 11:00	343.3	321.3	0	0	321.3
06/06/2015 12:00	344.9	322.8	0	0	322.8
06/06/2015 13:00	349.6	325.9	0	0	325.9
06/06/2015 14:00	393.1	367.2	0	0	367.2
06/06/2015 15:00	441	412.1	0	0	412.1
06/06/2015 16:00	482.6	450.9	0	0	450.9
06/06/2015 17:00	321.3	300.4	0	0	300.4
06/06/2015 18:00	419.1	392.6	0	0	392.6
06/06/2015 19:00	367.3	343.7	0	0	343.7
06/06/2015 20:00	445.2	416.9	0	0	416.9
06/06/2015 21:00	318.8	298.4	0	0	298.4
06/06/2015 22:00	206	192.3	0	0	192.3
06/06/2015 23:00	40.7	37.8	0	0	37.8
06/07/2015 00:00	71.3	66.9	0	0	66.9
06/07/2015 01:00	94.5	88.5	0	0	88.5
06/07/2015 02:00	107.8	100.2	0	0	100.2
06/07/2015 03:00	89.7	83.8	0	0	83.8
06/07/2015 04:00	76.1	71.7	0	0	71.7
06/07/2015 05:00	71.7	67.3	0	0	67.3
06/07/2015 06:00	70	65.6	0	0	65.6
06/07/2015 07:00	90.3	84.3	0	0	84.3
06/07/2015 08:00	109.5	101.9	0	0	101.9
06/07/2015 09:00	139	129.6	0	0	129.6
06/07/2015 10:00	165.2	153.9	0	0	153.9
06/07/2015 11:00	250.7	234.2	0	0	234.2
06/07/2015 12:00	317.7	296.6	0	0	296.6
06/07/2015 13:00	240.4	224.1	0	0	224.1
06/07/2015 14:00	336.4	314.2	0	0	314.2
06/07/2015 15:00	302.4	282.8	0	0	282.8
06/07/2015 16:00	419.5	392.1	0	0	392.1
06/07/2015 17:00	265.6	248.8	0	0	248.8
06/07/2015 18:00	743.5	695.5	0	0	695.5
06/07/2015 19:00	974.4	911.1	0	0	911.1
06/07/2015 20:00	806.5	753	0	0	753
06/07/2015 21:00	386.7	361.3	0	0	361.3
06/07/2015 22:00	186.5	173.7	0	0	173.7
06/07/2015 23:00	121.3	113.6	0	0	113.6
06/08/2015 00:00	66.1	61.8	0	0	61.8

	Unit 1 (Part 75 Data)	Unit 1 (Part 60 Data)	Unit 2 (Part 75 Data)	Unit 2 (Part 60 Data)	Units 1&2 Combined
	SO2_LbPerHr	SO2_P60_LbPerHr	SO2_LbPerHr	SO2_P60_LbPerHr	(Part 60 Data)
	1H	1H	1H	1H	
Time	Value	Value	Value	Value	
06/08/2015 01:00	73.3	68.9	0	0	68.9
06/08/2015 02:00	72.1	67.8	0	0	67.8
06/08/2015 03:00	72.1	67.8	0	0	67.8
06/08/2015 04:00	91.2	85.1	0	0	85.1
06/08/2015 05:00	252.9	236	0	0	236
06/08/2015 06:00	280.5	261.6	0	0	261.6
06/08/2015 07:00	334.1	312.9	0	0	312.9
06/08/2015 08:00	573.9	537	0	0	537
06/08/2015 09:00	379.8	354.1	0	0	354.1
06/08/2015 10:00	266.7	249.8	0	0	249.8
06/08/2015 11:00	330.4	308.1	0	0	308.1
06/08/2015 12:00	393.2	366.8	0	0	366.8
06/08/2015 13:00	386.9	361.6	0	0	361.6
06/08/2015 14:00	349.1	327.1	0	0	327.1
06/08/2015 15:00	365.7	341	0	0	341
06/08/2015 16:00	379.2	354.5	0	0	354.5
06/08/2015 17:00	338.1	316.3	0	0	316.3
06/08/2015 18:00	417.7	390.9	0	0	390.9
06/08/2015 19:00	291.2	272.1	0	0	272.1
06/08/2015 20:00	360.7	337.2	0	0	337.2
06/08/2015 21:00	378.9	353.8	0	0	353.8
06/08/2015 22:00	152.9	143.6	0	0	143.6
06/08/2015 23:00	250.7	233.8	0	0	233.8
06/09/2015 00:00	160.7	149.8	0	0	149.8
06/09/2015 01:00	96.3	90.3	0	0	90.3
06/09/2015 02:00	85.8	80	0	0	80
06/09/2015 03:00	88.7	82.9	0	0	82.9
06/09/2015 04:00	117.8	110.2	0	0	110.2
06/09/2015 05:00	252.5	235.3	0	0	235.3
06/09/2015 06:00	157.8	147.8	0	0	147.8
06/09/2015 07:00	264.6	247.5	0	0	247.5
06/09/2015 08:00	239.9	224.6	0	0	224.6
06/09/2015 09:00	375	351.1	0	0	351.1
06/09/2015 10:00	287.5	268.2	0	0	268.2
06/09/2015 11:00	268.5	251.7	0	0	251.7
06/09/2015 12:00	325.6	303.9	0	0	303.9
06/09/2015 13:00	370	346.5	0	0	346.5
06/09/2015 14:00	419.8	391.5	0	0	391.5
06/09/2015 15:00	287.7	269.9	0	0	269.9
06/09/2015 16:00	406.2	379.5	0	0	379.5
06/09/2015 17:00	445.6	415.5	0	0	415.5
06/09/2015 18:00	277.3	259.9	0	0	259.9
06/09/2015 19:00	467.6	436.3	0	0	436.3
06/09/2015 20:00	435.7	407.8	0	0	407.8
06/09/2015 21:00	272.3	254.9	0	0	254.9
06/09/2015 22:00	224.8	209.3	0	0	209.3
06/09/2015 23:00	147.9	138.4	0	0	138.4
06/10/2015 00:00	71.1	66.7	0	0	66.7
06/10/2015 01:00	73.9	69.5	0	0	69.5
06/10/2015 02:00	69.3	65	0	0	65
06/10/2015 03:00	79.9	74.1	0	0	74.1
06/10/2015 04:00	69.8	65.4	0	0	65.4
06/10/2015 05:00	65.3	60.9	0	0	60.9
06/10/2015 06:00	77	72.5	0	0	72.5
06/10/2015 07:00	327.8	306	0	0	306
06/10/2015 08:00	525.1	491.3	0	0	491.3
06/10/2015 09:00	366.5	341.8	0	0	341.8
06/10/2015 10:00	357.7	335	0	0	335
06/10/2015 11:00	488.1	456.3	0	0	456.3
06/10/2015 12:00	441.8	413.7	0	0	413.7
06/10/2015 13:00	429.5	400.5	0	0	400.5
06/10/2015 14:00	460.3	429.1	0	0	429.1
06/10/2015 15:00	399.8	373	0	0	373
06/10/2015 16:00	459.3	428.4	0	0	428.4
06/10/2015 17:00	445.1	416.3	0	0	416.3

	Unit 1 (Part 75 Data)	Unit 1 (Part 60 Data)	Unit 2 (Part 75 Data)	Unit 2 (Part 60 Data)	Units 1&2 Combined
	SO2_LbPerHr	SO2_P60_LbPerHr	SO2_LbPerHr	SO2_P60_LbPerHr	(Part 60 Data)
	1H	1H	1H	1H	
Time	Value	Value	Value	Value	
06/10/2015 18:00	430.1	401.7	0	0	401.7
06/10/2015 19:00	408.7	382.3	0	0	382.3
06/10/2015 20:00	455.3	424.8	0	0	424.8
06/10/2015 21:00	403.3	377.4	0	0	377.4
06/10/2015 22:00	185.5	173	0	0	173
06/10/2015 23:00	234.4	219.4	0	0	219.4
06/11/2015 00:00	88	82	0	0	82
06/11/2015 01:00	67.5	63.1	0	0	63.1
06/11/2015 02:00	73.8	69.4	0	0	69.4
06/11/2015 03:00	88	82.2	0	0	82.2
06/11/2015 04:00	95.5	89.6	0	0	89.6
06/11/2015 05:00	168.4	157	0	0	157
06/11/2015 06:00	199.9	186.3	0	0	186.3
06/11/2015 07:00	170.5	158.6	0	0	158.6
06/11/2015 08:00	205.3	191.2	0	0	191.2
06/11/2015 09:00	352.4	329.6	0	0	329.6
06/11/2015 10:00	454.9	424.7	0	0	424.7
06/11/2015 11:00	474.1	443.2	0	0	443.2
06/11/2015 12:00	386.5	361.8	0	0	361.8
06/11/2015 13:00	461.1	430.9	0	0	430.9
06/11/2015 14:00	457.2	427.3	0	0	427.3
06/11/2015 15:00	448.1	419.7	0	0	419.7
06/11/2015 16:00	437.7	409	0	0	409
06/11/2015 17:00	479.1	448.3	0	0	448.3
06/11/2015 18:00	453.4	424.5	0	0	424.5
06/11/2015 19:00	445.7	416.6	0	0	416.6
06/11/2015 20:00	457.5	428.5	0	0	428.5
06/11/2015 21:00	313.4	293.8	0	0	293.8
06/11/2015 22:00	522.9	489.2	0	0	489.2
06/11/2015 23:00	328.6	307.7	0	0	307.7
06/12/2015 00:00	429.2	400.8	0	0	400.8
06/12/2015 01:00	369.2	344.4	0	0	344.4
06/12/2015 02:00	386.7	361.9	0	0	361.9
06/12/2015 03:00	372.7	348	0	0	348
06/12/2015 04:00	367.2	342.6	0	0	342.6
06/12/2015 05:00	428.7	400	0	0	400
06/12/2015 06:00	419.9	391.8	0	0	391.8
06/12/2015 07:00	389.6	364.7	0	0	364.7
06/12/2015 08:00	424.9	398	0	0	398
06/12/2015 09:00	404.1	377.5	0	0	377.5
06/12/2015 10:00	462.9	432.1	0	0	432.1
06/12/2015 11:00	486.4	454.1	0	0	454.1
06/12/2015 12:00	419.1	390.9	0	0	390.9
06/12/2015 13:00	439.1	410.9	0	0	410.9
06/12/2015 14:00	491.8	459.3	0	0	459.3
06/12/2015 15:00	442.6	412.6	0	0	412.6
06/12/2015 16:00	436	408.1	0	0	408.1
06/12/2015 17:00	519.4	484.9	0	0	484.9
06/12/2015 18:00	557.8	521.2	0	0	521.2
06/12/2015 19:00	466.8	437	0	0	437
06/12/2015 20:00	496.7	464.2	0	0	464.2
06/12/2015 21:00	467.7	437.9	0	0	437.9
06/12/2015 22:00	413.5	386.2	0	0	386.2
06/12/2015 23:00	424.3	396.6	0	0	396.6
06/13/2015 00:00	410.3	382.7	0	0	382.7
06/13/2015 01:00	387.2	361.4	0	0	361.4
06/13/2015 02:00	374.1	349.4	0	0	349.4
06/13/2015 03:00	272.8	255.2	0	0	255.2
06/13/2015 04:00	379.9	355.7	0	0	355.7
06/13/2015 05:00	359.3	335.4	0	0	335.4
06/13/2015 06:00	429.3	401.4	0	0	401.4
06/13/2015 07:00	377.6	353.3	0	0	353.3
06/13/2015 08:00	375.5	351	0	0	351
06/13/2015 09:00	497.3	464	0	0	464
06/13/2015 10:00	414.6	386.5	0	0	386.5

	Unit 1 (Part 75 Data)	Unit 1 (Part 60 Data)	Unit 2 (Part 75 Data)	Unit 2 (Part 60 Data)	Units 1&2 Combined
	SO2_LbPerHr	SO2_P60_LbPerHr	SO2_LbPerHr	SO2_P60_LbPerHr	(Part 60 Data)
	1H	1H	1H	1H	
Time	Value	Value	Value	Value	
06/13/2015 11:00	380.1	355.5	0	0	355.5
06/13/2015 12:00	435.6	406.7	0	0	406.7
06/13/2015 13:00	440.1	411.5	0	0	411.5
06/13/2015 14:00	511.8	478.7	0	0	478.7
06/13/2015 15:00	502.7	469.4	0	0	469.4
06/13/2015 16:00	511.3	478.4	0	0	478.4
06/13/2015 17:00	508	475.4	0	0	475.4
06/13/2015 18:00	480.1	448.2	0	0	448.2
06/13/2015 19:00	495.6	464.1	0	0	464.1
06/13/2015 20:00	466.3	435.6	0	0	435.6
06/13/2015 21:00	468.7	438.5	0	0	438.5
06/13/2015 22:00	409.4	382.8	0	0	382.8
06/13/2015 23:00	425.5	397.1	0	0	397.1
06/14/2015 00:00	321.5	300.1	0	0	300.1
06/14/2015 01:00	229	213.8	0	0	213.8
06/14/2015 02:00	150.7	140.4	0	0	140.4
06/14/2015 03:00	166.7	156.4	0	0	156.4
06/14/2015 04:00	169.9	158.1	0	0	158.1
06/14/2015 05:00	167.3	157	0	0	157
06/14/2015 06:00	218.8	205	0	0	205
06/14/2015 07:00	459	428.2	0	0	428.2
06/14/2015 08:00	823.5	769	0	0	769
06/14/2015 09:00	673.1	629	0	0	629
06/14/2015 10:00	638.8	597.1	0	0	597.1
06/14/2015 11:00	678.2	633.9	0	0	633.9
06/14/2015 12:00	695.2	648.7	0	0	648.7
06/14/2015 13:00	682.7	637.8	0	0	637.8
06/14/2015 14:00	682.3	636.8	0	0	636.8
06/14/2015 15:00	705.5	660.3	0	0	660.3
06/14/2015 16:00	699.9	654.8	0	0	654.8
06/14/2015 17:00	705.9	658.7	0	0	658.7
06/14/2015 18:00	678.6	633.5	0	0	633.5
06/14/2015 19:00	699.9	653.2	0	0	653.2
06/14/2015 20:00	665.4	620.9	0	0	620.9
06/14/2015 21:00	684.1	639.7	0	0	639.7
06/14/2015 22:00	666	621.9	0	0	621.9
06/14/2015 23:00	658.1	616	0	0	616
06/15/2015 00:00	543.4	508.5	0	0	508.5
06/15/2015 01:00	576	537.5	0	0	537.5
06/15/2015 02:00	514.3	481.3	0	0	481.3
06/15/2015 03:00	389.7	364.6	0	0	364.6
06/15/2015 04:00	390.1	364.7	0	0	364.7
06/15/2015 05:00	439.2	410.7	0	0	410.7
06/15/2015 06:00	439.5	411.6	0	0	411.6
06/15/2015 07:00	509.8	476	0	0	476
06/15/2015 08:00	581.7	544.5	0	0	544.5
06/15/2015 09:00	469.5	439.4	0	0	439.4
06/15/2015 10:00	624.2	583.3	0	0	583.3
06/15/2015 11:00	621.9	581.9	0	0	581.9
06/15/2015 12:00	1351.8	1263.9	0	0	1263.9
06/15/2015 13:00	348	324.4	0	0	324.4
06/15/2015 14:00	665.7	622.9	0	0	622.9
06/15/2015 15:00	536.5	502.3	0	0	502.3
06/15/2015 16:00	541.2	505.3	0	0	505.3
06/15/2015 17:00	610.1	570.8	0	0	570.8
06/15/2015 18:00	550.5	514.4	0	0	514.4
06/15/2015 19:00	520	486.1	0	0	486.1
06/15/2015 20:00	593.3	554.8	0	0	554.8
06/15/2015 21:00	534	499.2	0	0	499.2
06/15/2015 22:00	486.2	455	0	0	455
06/15/2015 23:00	460.1	429.3	0	0	429.3
06/16/2015 00:00	315.1	294.8	0	0	294.8
06/16/2015 01:00	238.5	223.3	0	0	223.3
06/16/2015 02:00	220.6	206.8	0	0	206.8
06/16/2015 03:00	216.8	203.1	0	0	203.1

	Unit 1 (Part 75 Data)	Unit 1 (Part 60 Data)	Unit 2 (Part 75 Data)	Unit 2 (Part 60 Data)	Units 1&2 Combined
	SO2_LbPerHr	SO2_P60_LbPerHr	SO2_LbPerHr	SO2_P60_LbPerHr	(Part 60 Data)
	1H	1H	1H	1H	
Time	Value	Value	Value	Value	
06/16/2015 04:00	248.9	233.1	0	0	233.1
06/16/2015 05:00	406.3	379.5	0	0	379.5
06/16/2015 06:00	523	488.7	0	0	488.7
06/16/2015 07:00	603.2	562.8	0	0	562.8
06/16/2015 08:00	543	507.2	0	0	507.2
06/16/2015 09:00	679.8	634.3	0	0	634.3
06/16/2015 10:00	605.5	565	0	0	565
06/16/2015 11:00	578.8	540.3	0	0	540.3
06/16/2015 12:00	553.9	517.8	0	0	517.8
06/16/2015 13:00	600.8	562.1	0	0	562.1
06/16/2015 14:00	555.7	519.6	0	0	519.6
06/16/2015 15:00	527.6	492.6	0	0	492.6
06/16/2015 16:00	524.8	489.8	0	0	489.8
06/16/2015 17:00	538.3	503	0	0	503
06/16/2015 18:00	525.1	490.5	0	0	490.5
06/16/2015 19:00	558.3	522.3	0	0	522.3
06/16/2015 20:00	592.8	555	0	0	555
06/16/2015 21:00	584.6	545.8	0	0	545.8
06/16/2015 22:00	542	507.1	0	0	507.1
06/16/2015 23:00	473.3	442.6	0	0	442.6
06/17/2015 00:00	457.1	427.4	0	0	427.4
06/17/2015 01:00	421.6	394	0	0	394
06/17/2015 02:00	337.8	316.4	0	0	316.4
06/17/2015 03:00	221.8	206.7	0	0	206.7
06/17/2015 04:00	353.9	331.2	0	0	331.2
06/17/2015 05:00	389.2	364.4	0	0	364.4
06/17/2015 06:00	604.9	565.6	0	0	565.6
06/17/2015 07:00	484.1	453.2	0	0	453.2
06/17/2015 08:00	580.9	542.2	0	0	542.2
06/17/2015 09:00	632.5	591.6	0	0	591.6
06/17/2015 10:00	579.9	542.8	0	0	542.8
06/17/2015 11:00	643.2	600.9	0	0	600.9
06/17/2015 12:00	641.5	599.3	0	0	599.3
06/17/2015 13:00	657.9	615.5	0	0	615.5
06/17/2015 14:00	664.6	622.1	0	0	622.1
06/17/2015 15:00	634.4	592.2	0	0	592.2
06/17/2015 16:00	653.5	611.3	0	0	611.3
06/17/2015 17:00	623.5	582.4	0	0	582.4
06/17/2015 18:00	638.8	597.5	0	0	597.5
06/17/2015 19:00	546.7	510.8	0	0	510.8
06/17/2015 20:00	678.1	634	0	0	634
06/17/2015 21:00	599.6	560.8	0	0	560.8
06/17/2015 22:00	450.6	420.8	0	0	420.8
06/17/2015 23:00	420.8	393.2	0	0	393.2
06/18/2015 00:00	299.4	279.9	0	0	279.9
06/18/2015 01:00	204.8	191.8	0	0	191.8
06/18/2015 02:00	200	187.1	0	0	187.1
06/18/2015 03:00	192.4	179.5	0	0	179.5
06/18/2015 04:00	248.2	231.5	0	0	231.5
06/18/2015 05:00	386	361.5	0	0	361.5
06/18/2015 06:00	473.4	443	0	0	443
06/18/2015 07:00	465.4	434.7	0	0	434.7
06/18/2015 08:00	568.6	530.9	0	0	530.9
06/18/2015 09:00	540	504.4	0	0	504.4
06/18/2015 10:00	631.5	590.4	0	0	590.4
06/18/2015 11:00	623.2	582.8	0	0	582.8
06/18/2015 12:00	593.5	555.6	0	0	555.6
06/18/2015 13:00	544.2	507.8	0	0	507.8
06/18/2015 14:00	511.2	478.1	0	0	478.1
06/18/2015 15:00	556.2	519.9	0	0	519.9
06/18/2015 16:00	554.4	519.1	0	0	519.1
06/18/2015 17:00	524.5	490.3	0	0	490.3
06/18/2015 18:00	579.6	542.5	0	0	542.5
06/18/2015 19:00	611.3	570.9	0	0	570.9
06/18/2015 20:00	528.8	494.3	0	0	494.3

	Unit 1 (Part 75 Data)	Unit 1 (Part 60 Data)	Unit 2 (Part 75 Data)	Unit 2 (Part 60 Data)	Units 1&2 Combined
	SO2_LbPerHr	SO2_P60_LbPerHr	SO2_LbPerHr	SO2_P60_LbPerHr	(Part 60 Data)
	1H	1H	1H	1H	
Time	Value	Value	Value	Value	
06/18/2015 21:00	530.4	494.8	0	0	494.8
06/18/2015 22:00	444.3	414.8	0	0	414.8
06/18/2015 23:00	420.3	392.6	0	0	392.6
06/19/2015 00:00	376.4	351.5	0	0	351.5
06/19/2015 01:00	309	288.5	0	0	288.5
06/19/2015 02:00	211.2	196.7	0	0	196.7
06/19/2015 03:00	195	181.9	0	0	181.9
06/19/2015 04:00	383.3	357.5	0	0	357.5
06/19/2015 05:00	441.3	412.5	0	0	412.5
06/19/2015 06:00	489.1	457.5	0	0	457.5
06/19/2015 07:00	488.1	456.6	0	0	456.6
06/19/2015 08:00	509.2	475.8	0	0	475.8
06/19/2015 09:00	607.1	567.4	0	0	567.4
06/19/2015 10:00	588.2	549.5	0	0	549.5
06/19/2015 11:00	617.4	576.5	0	0	576.5
06/19/2015 12:00	615.8	575.8	0	0	575.8
06/19/2015 13:00	544.3	508.3	0	0	508.3
06/19/2015 14:00	514.3	480.3	0	0	480.3
06/19/2015 15:00	522.9	489.4	0	0	489.4
06/19/2015 16:00	567.9	530.2	0	0	530.2
06/19/2015 17:00	611.4	571.4	0	0	571.4
06/19/2015 18:00	560.2	523.7	0	0	523.7
06/19/2015 19:00	585.1	547.3	0	0	547.3
06/19/2015 20:00	621.4	580	0	0	580
06/19/2015 21:00	456.7	427.3	0	0	427.3
06/19/2015 22:00	544.4	509.2	0	0	509.2
06/19/2015 23:00	447	417.7	0	0	417.7
06/20/2015 00:00	514.4	481.4	0	0	481.4
06/20/2015 01:00	499.5	467.2	0	0	467.2
06/20/2015 02:00	519.7	485.3	108.9	0	485.3
06/20/2015 03:00	506.4	474.1	0	0	474.1
06/20/2015 04:00	523.8	489.6	0	0	489.6
06/20/2015 05:00	516.3	482	0	0	482
06/20/2015 06:00	523.1	488.7	0	0	488.7
06/20/2015 07:00	565.4	528.6	0	0	528.6
06/20/2015 08:00	526.8	492.9	0	0	492.9
06/20/2015 09:00	592.3	553.9	108.9	0	553.9
06/20/2015 10:00	521.2	487.6	108.9	0	487.6
06/20/2015 11:00	604.6	564.8	108.9	0	564.8
06/20/2015 12:00	536.8	500.8	108.9	0	500.8
06/20/2015 13:00	588.6	549.2	108.9	0	549.2
06/20/2015 14:00	586.5	548.3	108.9	0	548.3
06/20/2015 15:00	584.6	546.4	108.9	0	546.4
06/20/2015 16:00	575.4	537.3	108.9	0	537.3
06/20/2015 17:00	582.8	544.6	108.9	0	544.6
06/20/2015 18:00	599.3	561	100.7	0	561
06/20/2015 19:00	544	508.7	100.6	0	508.7
06/20/2015 20:00	567.3	529.9	100.6	0	529.9
06/20/2015 21:00	547	511.9	100.5	0	511.9
06/20/2015 22:00	551	515.7	100.3	0	515.7
06/20/2015 23:00	565.8	528.7	100.4	0	528.7
06/21/2015 00:00	569.4	532.4	100.3	0	532.4
06/21/2015 01:00	587.5	549.4	100.4	0	549.4
06/21/2015 02:00	610.8	570.6	100.6	0	570.6
06/21/2015 03:00	570.1	531.8	2.3	2.3	534.1
06/21/2015 04:00	609.7	569.3	0	0	569.3
06/21/2015 05:00	604.2	563.9	0	0	563.9
06/21/2015 06:00	602.5	562.6	0	0	562.6
06/21/2015 07:00	593.2	555.2	0	0	555.2
06/21/2015 08:00	587.6	549.7	1.6	1.5	551.2
06/21/2015 09:00	620	580.1	0	0	580.1
06/21/2015 10:00	584	545	0	0	545
06/21/2015 11:00	588.3	549.4	0	0	549.4
06/21/2015 12:00	656.3	613.9	0	0	613.9
06/21/2015 13:00	562.8	525	0	0	525

	Unit 1 (Part 75 Data)	Unit 1 (Part 60 Data)	Unit 2 (Part 75 Data)	Unit 2 (Part 60 Data)	Units 1&2 Combined
	SO2_LbPerHr	SO2_P60_LbPerHr	SO2_LbPerHr	SO2_P60_LbPerHr	(Part 60 Data)
	1H	1H	1H	1H	
Time	Value	Value	Value	Value	
06/21/2015 14:00	587.9	550.3	0	0	550.3
06/21/2015 15:00	500.7	467.3	0	0	467.3
06/21/2015 16:00	463.8	433	0	0	433
06/21/2015 17:00	488.7	456.7	0	0	456.7
06/21/2015 18:00	530.8	495.5	0	0	495.5
06/21/2015 19:00	551.8	514.9	0	0	514.9
06/21/2015 20:00	511.9	477.8	0	0	477.8
06/21/2015 21:00	556	519.5	0	0	519.5
06/21/2015 22:00	551.1	515.8	0	0	515.8
06/21/2015 23:00	495.3	462.2	0	0	462.2
06/22/2015 00:00	464.4	433.5	0	0	433.5
06/22/2015 01:00	497.2	464.4	0	0	464.4
06/22/2015 02:00	416.2	388.3	0	0	388.3
06/22/2015 03:00	274.5	256.9	0	0	256.9
06/22/2015 04:00	226.4	211.9	0	0	211.9
06/22/2015 05:00	245.5	229.2	0	0	229.2
06/22/2015 06:00	393.2	367	0	0	367
06/22/2015 07:00	628.6	587.3	0	0	587.3
06/22/2015 08:00	958.7	895.7	0	0	895.7
06/22/2015 09:00	992.2	927.9	0	0	927.9
06/22/2015 10:00	493.4	460.2	0	0	460.2
06/22/2015 11:00	662	618.5	0	0	618.5
06/22/2015 12:00	469.4	438.1	0	0	438.1
06/22/2015 13:00	503.7	471.5	0	0	471.5
06/22/2015 14:00	567.4	529.6	0	0	529.6
06/22/2015 15:00	546.5	510.5	0	0	510.5
06/22/2015 16:00	526.5	492.5	0	0	492.5
06/22/2015 17:00	509.8	475.5	0	0	475.5
06/22/2015 18:00	517.3	484.1	0	0	484.1
06/22/2015 19:00	490.9	459.3	0	0	459.3
06/22/2015 20:00	571.1	534.5	0	0	534.5
06/22/2015 21:00	549.5	513.8	0	0	513.8
06/22/2015 22:00	507.1	474.1	0	0	474.1
06/22/2015 23:00	642.2	600.1	0	0	600.1
06/23/2015 00:00	491	459.3	0	0	459.3
06/23/2015 01:00	425.7	398.2	0	0	398.2
06/23/2015 02:00	394.1	367.7	0	0	367.7
06/23/2015 03:00	263.5	245.6	0	0	245.6
06/23/2015 04:00	348.3	326.1	0	0	326.1
06/23/2015 05:00	471.2	440.8	0	0	440.8
06/23/2015 06:00	394.6	368.5	0	0	368.5
06/23/2015 07:00	460.7	430.8	0	0	430.8
06/23/2015 08:00	571.7	533.5	0	0	533.5
06/23/2015 09:00	841.1	785.6	0	0	785.6
06/23/2015 10:00	698.5	652.7	0	0	652.7
06/23/2015 11:00	525	490.5	0	0	490.5
06/23/2015 12:00	427.2	400	0	0	400
06/23/2015 13:00	399	372.5	0	0	372.5
06/23/2015 14:00	445.7	416.2	0	0	416.2
06/23/2015 15:00	475.3	443.4	0	0	443.4
06/23/2015 16:00	466.9	437.4	0	0	437.4
06/23/2015 17:00	440.4	411.3	0	0	411.3
06/23/2015 18:00	487.6	456	0	0	456
06/23/2015 19:00	458	427.2	0	0	427.2
06/23/2015 20:00	496.3	464.6	0	0	464.6
06/23/2015 21:00	472.8	441.1	0	0	441.1
06/23/2015 22:00	424.2	396	0	0	396
06/23/2015 23:00	461.9	431.5	0	0	431.5
06/24/2015 00:00	452.2	421.9	1.5	1.5	423.4
06/24/2015 01:00	433.5	405.2	34.3	30.3	435.5
06/24/2015 02:00	479.5	449	37.4	32.5	481.5
06/24/2015 03:00	458.7	428.3	39.8	34.9	463.2
06/24/2015 04:00	454.1	423.7	36	31.1	454.8
06/24/2015 05:00	471.3	440.9	33.6	29.6	470.5
06/24/2015 06:00	465.1	434.8	0	0	434.8

	Unit 1 (Part 75 Data)	Unit 1 (Part 60 Data)	Unit 2 (Part 75 Data)	Unit 2 (Part 60 Data)	Units 1&2 Combined
	SO2_LbPerHr	SO2_P60_LbPerHr	SO2_LbPerHr	SO2_P60_LbPerHr	(Part 60 Data)
	1H	1H	1H	1H	
Time	Value	Value	Value	Value	
06/24/2015 07:00	440.1	411.8	0	0	411.8
06/24/2015 08:00	569	530.9	0	0	530.9
06/24/2015 09:00	422.5	394.3	0	0	394.3
06/24/2015 10:00	454.6	424.5	0	0	424.5
06/24/2015 11:00	493.1	461.7	0	0	461.7
06/24/2015 12:00	447.8	418.2	0	0	418.2
06/24/2015 13:00	509.8	475.6	0	0	475.6
06/24/2015 14:00	494.1	461.7	9.2	8.2	469.9
06/24/2015 15:00	505.8	473.3	34.1	30.1	503.4
06/24/2015 16:00	469.4	439	27.8	24	463
06/24/2015 17:00	454.1	424.8	20.8	17.9	442.7
06/24/2015 18:00	551.5	515.7	45.5	39.7	555.4
06/24/2015 19:00	455.3	424.8	65	57.1	481.9
06/24/2015 20:00	440.1	410.9	146.7	128.1	539
06/24/2015 21:00	511.4	478.4	180.1	157.3	635.7
06/24/2015 22:00	446.6	417.8	152	133	550.8
06/24/2015 23:00	476.8	446.1	41.9	36.8	482.9
06/25/2015 00:00	496.6	463.7	39.6	34.6	498.3
06/25/2015 01:00	453.7	424.9	46	40	464.9
06/25/2015 02:00	465.2	434.4	12.7	10.8	445.2
06/25/2015 03:00	459.8	428.9	33.4	29.3	458.2
06/25/2015 04:00	500.1	467.1	16	14	481.1
06/25/2015 05:00	677.3	632.1	33.5	29.5	661.6
06/25/2015 06:00	479	448.3	10.4	9.3	457.6
06/25/2015 07:00	533.2	498.3	13.6	11.6	509.9
06/25/2015 08:00	508	475.1	3652.4	3191.5	3666.6
06/25/2015 09:00	510.1	477.1	7196.9	6289	6766.1
06/25/2015 10:00	512	478.8	37.9	33	511.8
06/25/2015 11:00	528.7	493.4	60.1	52.2	545.6
06/25/2015 12:00	591.6	552.6	97.5	85.4	638
06/25/2015 13:00	439.2	409.7	56.8	49.9	459.6
06/25/2015 14:00	541.7	505.7	45.6	39.8	545.5
06/25/2015 15:00	561.2	524.7	49.7	43.6	568.3
06/25/2015 16:00	428.7	401.1	51.5	45.3	446.4
06/25/2015 17:00	521	486.2	74.3	64.9	551.1
06/25/2015 18:00	482.4	451.7	106.2	92.5	544.2
06/25/2015 19:00	487.4	454.6	190.7	166.5	621.1
06/25/2015 20:00	475.1	444.5	181.2	158.4	602.9
06/25/2015 21:00	496.8	464.2	236.5	206.5	670.7
06/25/2015 22:00	476.7	446.2	229.5	200.2	646.4
06/25/2015 23:00	499.5	466.8	220.9	193.2	660
06/26/2015 00:00	488.4	455.9	238	207.5	663.4
06/26/2015 01:00	483.6	451.1	224.9	196	647.1
06/26/2015 02:00	485.5	453	225.3	196.4	649.4
06/26/2015 03:00	516.4	482	256.8	224.6	706.6
06/26/2015 04:00	468.2	437.8	370.7	323.4	761.2
06/26/2015 05:00	502.7	470.4	177.8	155	625.4
06/26/2015 06:00	488	455.6	192.8	168.3	623.9
06/26/2015 07:00	455.5	425.2	194.1	169.8	595
06/26/2015 08:00	362.6	338.5	338.5	295.4	633.9
06/26/2015 09:00	420	393.2	399.1	348.8	742
06/26/2015 10:00	395.8	370.7	330.4	288.4	659.1
06/26/2015 11:00	497.8	465.1	536.5	469.3	934.4
06/26/2015 12:00	517.3	482.7	625.7	546.3	1029
06/26/2015 13:00	409.2	382.6	617.5	540	922.6
06/26/2015 14:00	451	422.3	571.7	499.7	922
06/26/2015 15:00	384.2	358.6	250.1	218.2	576.8
06/26/2015 16:00	427.1	399.9	299.6	261.1	661
06/26/2015 17:00	387.8	362.5	587.3	513.7	876.2
06/26/2015 18:00	377.8	353.3	892.2	779.9	1133.2
06/26/2015 19:00	345.9	322.6	759.4	664.1	986.7
06/26/2015 20:00	385.5	359.6	543.6	475.5	835.1
06/26/2015 21:00	390.7	364.7	501.9	439.1	803.8
06/26/2015 22:00	397.9	371.2	682	596.3	967.5
06/26/2015 23:00	349.8	326.2	551.2	481.5	807.7

	Unit 1 (Part 75 Data)	Unit 1 (Part 60 Data)	Unit 2 (Part 75 Data)	Unit 2 (Part 60 Data)	Units 1&2 Combined
	SO2_LbPerHr	SO2_P60_LbPerHr	SO2_LbPerHr	SO2_P60_LbPerHr	(Part 60 Data)
	1H	1H	1H	1H	
Time	Value	Value	Value	Value	
06/27/2015 00:00	305.2	285.2	442.5	386.4	671.6
06/27/2015 01:00	295.9	276.4	261.2	228.7	505.1
06/27/2015 02:00	315.9	295.4	0	0	295.4
06/27/2015 03:00	266.7	249.3	0	0	249.3
06/27/2015 04:00	366.9	342.4	0	0	342.4
06/27/2015 05:00	329.6	307.4	0	0	307.4
06/27/2015 06:00	386.5	361.2	0	0	361.2
06/27/2015 07:00	456.8	427.6	0	0	427.6
06/27/2015 08:00	450.4	420.5	0	0	420.5
06/27/2015 09:00	460.2	429.3	0	0	429.3
06/27/2015 10:00	443.4	413.9	0	0	413.9
06/27/2015 11:00	459.2	429.1	0	0	429.1
06/27/2015 12:00	434.8	407.1	0	0	407.1
06/27/2015 13:00	418.2	391	0	0	391
06/27/2015 14:00	436.7	407.9	0	0	407.9
06/27/2015 15:00	420.8	392.8	0	0	392.8
06/27/2015 16:00	470.1	439.8	0	0	439.8
06/27/2015 17:00	461.3	430.6	0	0	430.6
06/27/2015 18:00	491.3	458.8	0	0	458.8
06/27/2015 19:00	486.5	454	0	0	454
06/27/2015 20:00	454.7	424.3	0	0	424.3
06/27/2015 21:00	434.3	405.3	0	0	405.3
06/27/2015 22:00	351.9	329.5	0	0	329.5
06/27/2015 23:00	16.3	14.8	0	0	14.8
06/28/2015 00:00	3	3	0	0	3
06/28/2015 01:00	53.4	50.4	0	0	50.4
06/28/2015 02:00	317	296.3	0	0	296.3
06/28/2015 03:00	236.2	221.3	0	0	221.3
06/28/2015 04:00	10.4	10.4	0	0	10.4
06/28/2015 05:00	80	74.1	0	0	74.1
06/28/2015 06:00	256.9	240.6	0	0	240.6
06/28/2015 07:00	1.5	1.5	0	0	1.5
06/28/2015 08:00	71.9	67.2	0	0	67.2
06/28/2015 09:00	254.2	237.8	0	0	237.8
06/28/2015 10:00	236.8	222	0	0	222
06/28/2015 11:00	262.8	246.2	0	0	246.2
06/28/2015 12:00	351.4	328.9	0	0	328.9
06/28/2015 13:00	348.6	326	0	0	326
06/28/2015 14:00	339.9	317.5	0	0	317.5
06/28/2015 15:00	506.4	473.7	0	0	473.7
06/28/2015 16:00	549.4	513.5	0	0	513.5
06/28/2015 17:00	640.5	598.4	0	0	598.4
06/28/2015 18:00	634.4	593.2	0	0	593.2
06/28/2015 19:00	656.3	614.3	0	0	614.3
06/28/2015 20:00	624	583.8	0	0	583.8
06/28/2015 21:00	638.6	596.2	0	0	596.2
06/28/2015 22:00	626.1	586	0	0	586
06/28/2015 23:00	639.4	597.4	0	0	597.4
06/29/2015 00:00	636	593.9	0	0	593.9
06/29/2015 01:00	633.1	591.1	0	0	591.1
06/29/2015 02:00	635.8	593.5	2.4	2.3	595.8
06/29/2015 03:00	592.9	554.6	6.4	5.4	560
06/29/2015 04:00	632.6	590.5	5.6	4.6	595.1
06/29/2015 05:00	601.5	561.4	17.6	15.5	576.9
06/29/2015 06:00	647.8	605.5	29.7	25.7	631.2
06/29/2015 07:00	594.9	556.7	37.6	32.6	589.3
06/29/2015 08:00	631.8	589.6	44.8	38.8	628.4
06/29/2015 09:00	647.2	604.8	13.6	11.7	616.5
06/29/2015 10:00	724.7	678.1	27.3	24.2	702.3
06/29/2015 11:00	627.8	587.3	27.4	24.3	611.6
06/29/2015 12:00	646	603.4	6.4	5.4	608.8
06/29/2015 13:00	653.8	611	8.1	7	618
06/29/2015 14:00	680.5	636.5	47.1	41	677.5
06/29/2015 15:00	658.7	615.8	60.3	53	668.8
06/29/2015 16:00	1471.1	1374.6	67	58.7	1433.3

	Unit 1 (Part 75 Data)	Unit 1 (Part 60 Data)	Unit 2 (Part 75 Data)	Unit 2 (Part 60 Data)	Units 1&2 Combined
	SO2_LbPerHr	SO2_P60_LbPerHr	SO2_LbPerHr	SO2_P60_LbPerHr	(Part 60 Data)
	1H	1H	1H	1H	
Time	Value	Value	Value	Value	
06/29/2015 17:00	774.1	723.1	91.4	79.9	803
06/29/2015 18:00	679.1	634.8	197.8	172.5	807.3
06/29/2015 19:00	431.8	404.1	344.1	301.2	705.3
06/29/2015 20:00	559.5	522.3	231.4	201.7	724
06/29/2015 21:00	365.2	341.7	382	334.4	676.1
06/29/2015 22:00	64	59.3	469.4	410.8	470.1
06/29/2015 23:00	61	56.5	354.9	309.4	365.9
06/30/2015 00:00	74.1	69.7	379.3	330.9	400.6
06/30/2015 01:00	84.6	78.7	326	285.1	363.8
06/30/2015 02:00	93.9	87.9	332.9	290.9	378.8
06/30/2015 03:00	107.4	99.9	369.1	322.9	422.8
06/30/2015 04:00	107.2	99.8	468.6	408.8	508.6
06/30/2015 05:00	122.9	115.2	602.1	526.1	641.3
06/30/2015 06:00	193.8	180.9	443.3	388	568.9
06/30/2015 07:00	221.1	206.1	503.1	439.2	645.3
06/30/2015 08:00	547.6	511.4	925.8	808.3	1319.7
06/30/2015 09:00	536.6	502	661.6	577.7	1079.7
06/30/2015 10:00	562.9	525.3	727.7	635.9	1161.2
06/30/2015 11:00	647.4	605.7	689.7	602.8	1208.5
06/30/2015 12:00	554.6	518.2	634.4	554.9	1073.1
06/30/2015 13:00	543	508.3	484.2	422.7	931
06/30/2015 14:00	388.6	363.1	322.4	281.9	645
06/30/2015 15:00	633.4	592.6	393.9	344.2	936.8
06/30/2015 16:00	695.3	650	367.5	321.4	971.4
06/30/2015 17:00	1172.9	1095.7	229	199.5	1295.2
06/30/2015 18:00	1458.8	1362.6	241.2	211	1573.6
06/30/2015 19:00	1006.8	940.3	161.5	140.8	1081.1
06/30/2015 20:00	691.6	645.8	191.9	168.1	813.9
06/30/2015 21:00	473.5	443.1	273.3	238.5	681.6
06/30/2015 22:00	393.7	367.9	244.2	213.6	581.5
06/30/2015 23:00	382.9	357.1	365.7	320.1	677.2
07/01/2015 00:00	427.3	399.7	343.9	300.2	699.9
07/01/2015 01:00	415.6	388	342.2	298.4	686.4
07/01/2015 02:00	441.6	412.3	236.2	205.8	618.1
07/01/2015 03:00	358.6	335.4	351.3	307.2	642.6
07/01/2015 04:00	327.3	306.5	411.1	359.5	666
07/01/2015 05:00	411.4	384.7	316.7	276.6	661.3
07/01/2015 06:00	382.9	357.2	265	232	589.2
07/01/2015 07:00	489.1	457.2	393.8	343.5	800.7
07/01/2015 08:00	613.8	573.7	602.4	525.9	1099.6
07/01/2015 09:00	516.2	483	616.3	538.8	1021.8
07/01/2015 10:00	467.8	436.4	473.6	413.7	850.1
07/01/2015 11:00	588.5	550.7	498.1	434.9	985.6
07/01/2015 12:00	515.7	482.2	646	564	1046.2
07/01/2015 13:00	597.9	558.3	427.3	373.2	931.5
07/01/2015 14:00	605.9	566.5	776.1	678.9	1245.4
07/01/2015 15:00	671.2	627.7	678.7	593.4	1221.1
07/01/2015 16:00	762.9	713	520.2	454.2	1167.2
07/01/2015 17:00	632.9	591.3	440	384.4	975.7
07/01/2015 18:00	847.4	792.5	468.4	409.9	1202.4
07/01/2015 19:00	1553.3	1451	451.5	394.3	1845.3
07/01/2015 20:00	2806.7	2622.6	410.7	358.9	2981.5
07/01/2015 21:00	1415.2	1323.3	346.1	302.7	1626
07/01/2015 22:00	785.9	734.8	330.9	289.6	1024.4
07/01/2015 23:00	105.4	97.9	338.4	295.1	393
07/02/2015 00:00	100.1	94.1	329.5	287.6	381.7
07/02/2015 01:00	73.7	69.1	314.4	274.7	343.8
07/02/2015 02:00	63.9	59.5	374	326.6	386.1
07/02/2015 03:00	89.3	83.3	413.5	360.8	444.1
07/02/2015 04:00	85.2	79.2	407.5	356.1	435.3
07/02/2015 05:00	135.3	125.9	429.9	375.1	501
07/02/2015 06:00	127.9	120	461.5	402.7	522.7
07/02/2015 07:00	185.8	174.1	455	398.2	572.3
07/02/2015 08:00	388.9	363.4	599.1	523	886.4
07/02/2015 09:00	311.7	290.7	537.6	470	760.7

	Unit 1 (Part 75 Data)	Unit 1 (Part 60 Data)	Unit 2 (Part 75 Data)	Unit 2 (Part 60 Data)	Units 1&2 Combined
	SO2_LbPerHr	SO2_P60_LbPerHr	SO2_LbPerHr	SO2_P60_LbPerHr	(Part 60 Data)
	1H	1H	1H	1H	
Time	Value	Value	Value	Value	
07/02/2015 10:00	503.7	471.5	530.6	462.9	934.4
07/02/2015 11:00	357.2	334.2	504.9	440.9	775.1
07/02/2015 12:00	473.8	442.4	539.8	471.1	913.5
07/02/2015 13:00	338	315.5	605.7	528.6	844.1
07/02/2015 14:00	356.1	332.3	494.8	432	764.3
07/02/2015 15:00	269.5	252.6	427.1	372.8	625.4
07/02/2015 16:00	215.1	201.4	480.8	420.3	621.7
07/02/2015 17:00	187.1	175	475.5	414.9	589.9
07/02/2015 18:00	158.6	148.6	404.3	352.8	501.4
07/02/2015 19:00	256.4	240.3	332.2	290.1	530.4
07/02/2015 20:00	217.6	203.2	512.7	447.8	651
07/02/2015 21:00	137.7	128.6	414.9	361.9	490.5
07/02/2015 22:00	84.1	78.2	364.4	318.1	396.3
07/02/2015 23:00	344.2	322.1	386.4	338.1	660.2
07/03/2015 00:00	14.7	13.3	360	315.1	328.4
07/03/2015 01:00	201.1	187.9	332.6	290.6	478.5
07/03/2015 02:00	177.8	166	404.7	353.5	519.5
07/03/2015 03:00	357.5	334.1	507	442.9	777
07/03/2015 04:00	304.4	283.9	539.5	471.6	755.5
07/03/2015 05:00	150.5	140.3	592.8	517.7	658
07/03/2015 06:00	187.7	175.9	620.2	541.5	717.4
07/03/2015 07:00	187.9	176	633	553.4	729.4
07/03/2015 08:00	162.5	151.1	654.7	571.6	722.7
07/03/2015 09:00	0	0	686	599.4	599.4
07/03/2015 10:00	0	0	805.9	703.6	703.6
07/03/2015 11:00	5.2	5.2	874.1	763.3	768.5
07/03/2015 12:00	21	19.2	709.3	620.1	639.3
07/03/2015 13:00	1.7	1.7	511.4	446.4	448.1
07/03/2015 14:00	0	0	481.6	420.2	420.2
07/03/2015 15:00	0	0	566.8	495.7	495.7
07/03/2015 16:00	0	0	572.6	499.7	499.7
07/03/2015 17:00	12.3	12.3	622.6	543.5	555.8
07/03/2015 18:00	29.7	28	633.7	553.1	581.1
07/03/2015 19:00	68.6	63.4	601.2	525	588.4
07/03/2015 20:00	231.7	216.2	658.8	575.3	791.5
07/03/2015 21:00	856.2	800.7	622.9	544.9	1345.6
07/03/2015 22:00	636.7	595.5	494.8	432.3	1027.8
07/03/2015 23:00	334.4	311.9	507.2	443.2	755.1
07/04/2015 00:00	392.9	367.1	536.5	469	836.1
07/04/2015 01:00	317.6	297	497	433.7	730.7
07/04/2015 02:00	313.4	292.9	493.3	431	723.9
07/04/2015 03:00	328.8	306.9	516.2	450.6	757.5
07/04/2015 04:00	295.1	276.2	504.1	440.5	716.7
07/04/2015 05:00	289.4	270.4	524.7	459	729.4
07/04/2015 06:00	282.9	264	559.2	488.4	752.4
07/04/2015 07:00	268.4	250.6	530.7	463.5	714.1
07/04/2015 08:00	442	412.7	606.5	530.6	943.3
07/04/2015 09:00	537.6	502.5	581.1	507.7	1010.2
07/04/2015 10:00	614.8	574.8	654.1	571.2	1146
07/04/2015 11:00	687.4	642.4	686.8	600.4	1242.8
07/04/2015 12:00	650.1	608.3	628.2	549.6	1157.9
07/04/2015 13:00	592.2	553.3	532.2	465.2	1018.5
07/04/2015 14:00	522.8	488.2	592.3	518.2	1006.4
07/04/2015 15:00	493.1	460.4	603.9	528	988.4
07/04/2015 16:00	636.7	594.3	631.5	551.3	1145.6
07/04/2015 17:00	697.7	652.1	558.6	488.1	1140.2
07/04/2015 18:00	648.6	606.1	514.7	449.5	1055.6
07/04/2015 19:00	574.2	537.4	581	507.6	1045
07/04/2015 20:00	783.3	731.8	650.8	569.1	1300.9
07/04/2015 21:00	487.6	455.6	477.8	418.1	873.7
07/04/2015 22:00	319.2	297.9	527.6	461.1	759
07/04/2015 23:00	280.9	263.1	525.3	459	722.1
07/05/2015 00:00	272.2	254.4	490	428.2	682.6
07/05/2015 01:00	242.4	226	503.6	439.7	665.7
07/05/2015 02:00	231.8	216.9	496.6	434.2	651.1

	Unit 1 (Part 75 Data)	Unit 1 (Part 60 Data)	Unit 2 (Part 75 Data)	Unit 2 (Part 60 Data)	Units 1&2 Combined
	SO2_LbPerHr	SO2_P60_LbPerHr	SO2_LbPerHr	SO2_P60_LbPerHr	(Part 60 Data)
	1H	1H	1H	1H	
Time	Value	Value	Value	Value	
07/05/2015 03:00	234.2	219.4	526.5	460.2	679.6
07/05/2015 04:00	229.7	214.9	520.9	455	669.9
07/05/2015 05:00	261.3	243.6	505.1	441	684.6
07/05/2015 06:00	244.9	228.6	519.3	453.6	682.2
07/05/2015 07:00	280.3	262.6	535.9	468	730.6
07/05/2015 08:00	326	305.1	531.8	464.3	769.4
07/05/2015 09:00	589.6	551.4	578	505.4	1056.8
07/05/2015 10:00	857.7	801.9	667.3	582.6	1384.5
07/05/2015 11:00	1025.3	957.8	725.6	634.3	1592.1
07/05/2015 12:00	1273.3	1189.7	771.7	674.5	1864.2
07/05/2015 13:00	1796.5	1679.9	872.6	762.8	2442.7
07/05/2015 14:00	1220.5	1140.5	673.7	589.4	1729.9
07/05/2015 15:00	1296.6	1211.2	752.2	658	1869.2
07/05/2015 16:00	2073.7	1937.9	1063.8	928.9	2866.8
07/05/2015 17:00	2117.7	1979.7	951.9	831	2810.7
07/05/2015 18:00	1612.1	1506.7	700	611.9	2118.6
07/05/2015 19:00	1502.8	1403.7	669.8	586	1989.7
07/05/2015 20:00	1473.5	1377.2	773.5	676.3	2053.5
07/05/2015 21:00	1118.8	1045.4	690.9	604.4	1649.8
07/05/2015 22:00	612.6	572.1	534.5	466.4	1038.5
07/05/2015 23:00	318.3	297.8	532.8	465.1	762.9
07/06/2015 00:00	229.9	214.9	542.7	474.6	689.5
07/06/2015 01:00	266.8	248.9	497.9	435.5	684.4
07/06/2015 02:00	276.6	258.5	496.6	434.2	692.7
07/06/2015 03:00	279.5	261.4	556.1	486.3	747.7
07/06/2015 04:00	266.6	248.5	542	474.1	722.6
07/06/2015 05:00	257	240.4	496.1	433.9	674.3
07/06/2015 06:00	279.6	261.2	525.9	459.8	721
07/06/2015 07:00	534	498.9	613.9	536.4	1035.3
07/06/2015 08:00	740.7	692.9	662.8	579.6	1272.5
07/06/2015 09:00	1007.7	942.6	790.4	691	1633.6
07/06/2015 10:00	945.6	884.4	676.2	590.3	1474.7
07/06/2015 11:00	1620.6	1514.9	926.1	809.6	2324.5
07/06/2015 12:00	1761.4	1646.8	750.8	655.8	2302.6
07/06/2015 13:00	1247.5	1166.1	769.7	672.9	1839
07/06/2015 14:00	1148.3	1072.9	776.8	678.8	1751.7
07/06/2015 15:00	1182.1	1105.1	909.6	794.2	1899.3
07/06/2015 16:00	966.5	903	813.2	710.4	1613.4
07/06/2015 17:00	1522	1422.6	792.5	692.3	2114.9
07/06/2015 18:00	1940.5	1814.3	705.8	616.7	2431
07/06/2015 19:00	694.4	649.7	533.4	466.3	1116
07/06/2015 20:00	1096.8	1024.3	693.4	605.7	1630
07/06/2015 21:00	693.3	647.2	703.1	615	1262.2
07/06/2015 22:00	296.8	277.7	614.5	536.4	814.1
07/06/2015 23:00	331.3	309.9	469.4	409.6	719.5
07/07/2015 00:00	168.2	157.6	506.4	443.1	600.7
07/07/2015 01:00	186.1	174.2	456.5	398.9	573.1
07/07/2015 02:00	195.2	181.9	518.5	453.5	635.4
07/07/2015 03:00	177.4	165.6	556	485.7	651.3
07/07/2015 04:00	168.9	158	526.7	460.8	618.8
07/07/2015 05:00	208.4	195.4	585	511	706.4
07/07/2015 06:00	269.9	251.6	653	570.9	822.5
07/07/2015 07:00	467.6	437.7	521.2	455.9	893.6
07/07/2015 08:00	866.3	809.2	555.2	485.9	1295.1
07/07/2015 09:00	679.5	635.5	724.9	633.8	1269.3
07/07/2015 10:00	628.5	586.6	832.5	726.6	1313.2
07/07/2015 11:00	645.5	603.8	765.8	669.7	1273.5
07/07/2015 12:00	620.2	580.2	704.9	616.2	1196.4
07/07/2015 13:00	625.3	584	394.2	344.7	928.7
07/07/2015 14:00	644.6	602.9	328.2	286	888.9
07/07/2015 15:00	636.4	595.5	521.6	456.3	1051.8
07/07/2015 16:00	618.4	577	857.8	748.9	1325.9
07/07/2015 17:00	724.3	676.7	743.8	650.3	1327
07/07/2015 18:00	728.3	680.6	826.1	721.8	1402.4
07/07/2015 19:00	630.9	590	605.2	528.5	1118.5

	Unit 1 (Part 75 Data)	Unit 1 (Part 60 Data)	Unit 2 (Part 75 Data)	Unit 2 (Part 60 Data)	Units 1&2 Combined
	SO2_LbPerHr	SO2_P60_LbPerHr	SO2_LbPerHr	SO2_P60_LbPerHr	(Part 60 Data)
	1H	1H	1H	1H	
Time	Value	Value	Value	Value	
07/07/2015 20:00	714.5	667.5	622.3	544.3	1211.8
07/07/2015 21:00	671.8	628.3	545.1	477	1105.3
07/07/2015 22:00	499.9	466.3	505.4	441.8	908.1
07/07/2015 23:00	548.2	512	498.4	435.1	947.1
07/08/2015 00:00	283.3	265.1	517.5	452.3	717.4
07/08/2015 01:00	245.2	228.8	474.6	415.1	643.9
07/08/2015 02:00	240.5	224.2	520.8	455.5	679.7
07/08/2015 03:00	266.6	248.7	515.5	450.8	699.5
07/08/2015 04:00	328.3	306.3	516.1	451.4	757.7
07/08/2015 05:00	437.8	409.6	588.9	515.2	924.8
07/08/2015 06:00	790.9	739.3	704	615	1354.3
07/08/2015 07:00	896.2	837.3	1061.8	927	1764.3
07/08/2015 08:00	840.6	785.7	851.1	742.9	1528.6
07/08/2015 09:00	834.2	779.4	660.5	576.9	1356.3
07/08/2015 10:00	798	745.3	660.6	577.2	1322.5
07/08/2015 11:00	783.2	732.4	694.4	606	1338.4
07/08/2015 12:00	766.2	715.4	725.9	634.8	1350.2
07/08/2015 13:00	836.7	781.2	601.3	524.6	1305.8
07/08/2015 14:00	672.9	629.4	723.7	632.4	1261.8
07/08/2015 15:00	664.3	620	568.5	496.8	1116.8
07/08/2015 16:00	703	656.1	524.6	458.2	1114.3
07/08/2015 17:00	659	616.2	587.3	513.5	1129.7
07/08/2015 18:00	572	534.9	552.3	483.1	1018
07/08/2015 19:00	571	534.3	554	484.7	1019
07/08/2015 20:00	579	541.2	558.2	488.4	1029.6
07/08/2015 21:00	436.1	408.2	447.7	390.6	798.8
07/08/2015 22:00	326.6	305.4	519.7	454.1	759.5
07/08/2015 23:00	242.9	227	498.8	436.1	663.1
07/09/2015 00:00	222.7	208.8	494	431.8	640.6
07/09/2015 01:00	176.6	164.8	487.3	425.3	590.1
07/09/2015 02:00	188.8	177.1	490.4	428.5	605.6
07/09/2015 03:00	202	188.9	518.4	452.8	641.7
07/09/2015 04:00	303.2	284.1	508.7	444.6	728.7
07/09/2015 05:00	358.6	335.4	594.9	519.8	855.2
07/09/2015 06:00	473.7	442.2	579.7	506.4	948.6
07/09/2015 07:00	597.4	558.2	758.2	662.5	1220.7
07/09/2015 08:00	597.3	558.5	692.3	605.7	1164.2
07/09/2015 09:00	565.6	528.8	632.5	551.9	1080.7
07/09/2015 10:00	653.3	611	717.6	626.7	1237.7
07/09/2015 11:00	589.7	551.5	693.5	605.2	1156.7
07/09/2015 12:00	700.7	655.3	677.7	591.6	1246.9
07/09/2015 13:00	561	523.6	687.2	600.8	1124.4
07/09/2015 14:00	679.1	634.5	673.1	587.3	1221.8
07/09/2015 15:00	650.3	608.3	692	603.9	1212.2
07/09/2015 16:00	576.4	538	694	606.4	1144.4
07/09/2015 17:00	773.9	722.5	713.7	622.8	1345.3
07/09/2015 18:00	507.7	473.9	630.5	551.1	1025
07/09/2015 19:00	737.6	688.5	622.8	544.9	1233.4
07/09/2015 20:00	715	668.9	711.5	622.1	1291
07/09/2015 21:00	522.8	488.1	430.2	375.6	863.7
07/09/2015 22:00	533.9	498.9	468	408.5	907.4
07/09/2015 23:00	474.7	444	590.5	515.9	959.9
07/10/2015 00:00	291.7	272.4	471.9	411.8	684.2
07/10/2015 01:00	136.8	128	481.5	421.2	549.2
07/10/2015 02:00	152	141.7	485.8	424.9	566.6
07/10/2015 03:00	176.3	164.5	497.7	435.1	599.6
07/10/2015 04:00	195.8	183.5	478.1	417.8	601.3
07/10/2015 05:00	252.7	236.6	489	426.7	663.3
07/10/2015 06:00	282.5	264.3	500.5	437.5	701.8
07/10/2015 07:00	316.6	296.4	560.3	489.2	785.6
07/10/2015 08:00	420	392	596.7	522.1	914.1
07/10/2015 09:00	608.6	568.1	685.1	599	1167.1
07/10/2015 10:00	615.2	575.5	537.1	469.6	1045.1
07/10/2015 11:00	579.5	541.6	588.9	514.4	1056
07/10/2015 12:00	643.5	601.8	711.1	621.7	1223.5

	Unit 1 (Part 75 Data)	Unit 1 (Part 60 Data)	Unit 2 (Part 75 Data)	Unit 2 (Part 60 Data)	Units 1&2 Combined
	SO2_LbPerHr	SO2_P60_LbPerHr	SO2_LbPerHr	SO2_P60_LbPerHr	(Part 60 Data)
	1H	1H	1H	1H	
Time	Value	Value	Value	Value	
07/10/2015 13:00	806.1	753.7	848	740.6	1494.3
07/10/2015 14:00	666.7	623.1	741.5	648.7	1271.8
07/10/2015 15:00	563	525.7	683.4	596.5	1122.2
07/10/2015 16:00	507.6	475	731.6	639.4	1114.4
07/10/2015 17:00	555.2	519	786.3	687.2	1206.2
07/10/2015 18:00	570.1	533.4	726.5	635.6	1169
07/10/2015 19:00	706.3	660.2	551.7	481.7	1141.9
07/10/2015 20:00	574.1	537	451	394.7	931.7
07/10/2015 21:00	468.5	438.3	557.4	487.6	925.9
07/10/2015 22:00	247.6	231	532.6	465.1	696.1
07/10/2015 23:00	69.8	64.6	509.2	445.2	509.8
07/11/2015 00:00	0	0	498.9	435.5	435.5
07/11/2015 01:00	0	0	506.6	443.1	443.1
07/11/2015 02:00	0	0	495.2	432.3	432.3
07/11/2015 03:00	0	0	517.2	452.2	452.2
07/11/2015 04:00	0	0	498.3	435.4	435.4
07/11/2015 05:00	0	0	528.7	461.4	461.4
07/11/2015 06:00	0	0	520.5	455.1	455.1
07/11/2015 07:00	0	0	602.7	526.9	526.9
07/11/2015 08:00	0	0	573.2	500.9	500.9
07/11/2015 09:00	0	0	673.1	588	588
07/11/2015 10:00	0	0	763.2	666.9	666.9
07/11/2015 11:00	0	0	669.8	585.8	585.8
07/11/2015 12:00	0	0	746.4	651.6	651.6
07/11/2015 13:00	0	0	793.7	694.3	694.3
07/11/2015 14:00	0	0	828.3	724.6	724.6
07/11/2015 15:00	0	0	707.3	618.6	618.6
07/11/2015 16:00	0	0	626.3	547.9	547.9
07/11/2015 17:00	0	0	774.8	676.6	676.6
07/11/2015 18:00	0	0	745.3	651.6	651.6
07/11/2015 19:00	0	0	587.7	513.7	513.7
07/11/2015 20:00	0	0	443	386.4	386.4
07/11/2015 21:00	0	0	458	399.9	399.9
07/11/2015 22:00	0	0	280.3	244.6	244.6
07/11/2015 23:00	0	0	435.1	380.5	380.5
07/12/2015 00:00	0	0	555.4	485.7	485.7
07/12/2015 01:00	0	0	475.5	415.4	415.4
07/12/2015 02:00	0	0	461.2	403.1	403.1
07/12/2015 03:00	0	0	488	426.1	426.1
07/12/2015 04:00	0	0	457.3	399.1	399.1
07/12/2015 05:00	0	0	477.6	417.5	417.5
07/12/2015 06:00	0	0	495.8	433.6	433.6
07/12/2015 07:00	0	0	507.4	443.3	443.3
07/12/2015 08:00	0	0	569.3	497.6	497.6
07/12/2015 09:00	0	0	603	526.2	526.2
07/12/2015 10:00	0	0	659.1	575.9	575.9
07/12/2015 11:00	0	0	759.3	663.8	663.8
07/12/2015 12:00	0	0	656.4	574.1	574.1
07/12/2015 13:00	0	0	756.6	660.5	660.5
07/12/2015 14:00	0	0	728	636.1	636.1
07/12/2015 15:00	0	0	712.4	623.3	623.3
07/12/2015 16:00	0	0	723	632.1	632.1
07/12/2015 17:00	0	0	973.2	850.6	850.6
07/12/2015 18:00	0	0	646.8	565.6	565.6
07/12/2015 19:00	0	0	320.3	279.7	279.7
07/12/2015 20:00	0	0	353.5	308.5	308.5
07/12/2015 21:00	0	0	337	294.9	294.9
07/12/2015 22:00	0	0	172.8	151.3	151.3
07/12/2015 23:00	0	0	87.4	76	76
07/13/2015 00:00	0	0	150.9	131.9	131.9
07/13/2015 01:00	0	0	203.6	177.3	177.3
07/13/2015 02:00	0	0	213.9	187.2	187.2
07/13/2015 03:00	0	0	211.7	185	185
07/13/2015 04:00	0	0	189.5	165	165
07/13/2015 05:00	0	0	195.8	170.6	170.6

	Unit 1 (Part 75 Data)	Unit 1 (Part 60 Data)	Unit 2 (Part 75 Data)	Unit 2 (Part 60 Data)	Units 1&2 Combined
	SO2_LbPerHr	SO2_P60_LbPerHr	SO2_LbPerHr	SO2_P60_LbPerHr	(Part 60 Data)
	1H	1H	1H	1H	
Time	Value	Value	Value	Value	
07/13/2015 06:00	0	0	228.9	200.5	200.5
07/13/2015 07:00	0	0	276	241	241
07/13/2015 08:00	0	0	601.6	525.1	525.1
07/13/2015 09:00	0	0	1257.9	1099.2	1099.2
07/13/2015 10:00	0	0	921.2	805.1	805.1
07/13/2015 11:00	0	0	1261.8	1102.6	1102.6
07/13/2015 12:00	0	0	1293.9	1131.4	1131.4
07/13/2015 13:00	0	0	1249.2	1092.3	1092.3
07/13/2015 14:00	0	0	1250.3	1093.5	1093.5
07/13/2015 15:00	0	0	1244.1	1087.5	1087.5
07/13/2015 16:00	0	0	1209.7	1056.6	1056.6
07/13/2015 17:00	0	0	1212.1	1058.9	1058.9
07/13/2015 18:00	0	0	1109	968.9	968.9
07/13/2015 19:00	0	0	1171.6	1023.4	1023.4
07/13/2015 20:00	0	0	1210.7	1057.3	1057.3
07/13/2015 21:00	0	0	1054.8	922.5	922.5
07/13/2015 22:00	0	0	740.6	647.3	647.3
07/13/2015 23:00	0	0	863.8	754.2	754.2
07/14/2015 00:00	0	0	938	820.1	820.1
07/14/2015 01:00	0	0	942.5	824.1	824.1
07/14/2015 02:00	0	0	885.9	774.8	774.8
07/14/2015 03:00	0.8	0.8	1006.6	879.9	880.7
07/14/2015 04:00	0	0	1023.6	895.1	895.1
07/14/2015 05:00	0	0	1012.4	884.2	884.2
07/14/2015 06:00	0	0	1122.3	981.5	981.5
07/14/2015 07:00	0	0	1002	876	876
07/14/2015 08:00	0	0	1041.2	910.6	910.6
07/14/2015 09:00	0	0	827	722.9	722.9
07/14/2015 10:00	0	0	790.6	691.2	691.2
07/14/2015 11:00	21	19.7	741.9	648.7	668.4
07/14/2015 12:00	59.5	55.1	724	632.9	688
07/14/2015 13:00	264.7	247.5	812.7	709.6	957.1
07/14/2015 14:00	536.1	500.2	1265.6	1105.7	1605.9
07/14/2015 15:00	819.9	765.9	1122.3	980.8	1746.7
07/14/2015 16:00	468.7	438.8	1040	908.5	1347.3
07/14/2015 17:00	631.7	590.8	1086.1	949.6	1540.4
07/14/2015 18:00	785.1	734.2	1115.8	974.8	1709
07/14/2015 19:00	647.2	605.7	1100.7	961	1566.7
07/14/2015 20:00	545.6	510.1	1130.7	988.8	1498.9
07/14/2015 21:00	638.6	596	753.1	658.2	1254.2
07/14/2015 22:00	354.1	330.6	711.8	621.2	951.8
07/14/2015 23:00	145.1	136.2	936	817.5	953.7
07/15/2015 00:00	134.5	125.7	1173.5	1025.7	1151.4
07/15/2015 01:00	134.9	125.7	735.3	643.1	768.8
07/15/2015 02:00	171.8	161.2	801.5	699.9	861.1
07/15/2015 03:00	193.3	180.9	711.7	621.7	802.6
07/15/2015 04:00	197.7	185.2	856.2	747.6	932.8
07/15/2015 05:00	343.3	320.6	2045.6	1787.9	2108.5
07/15/2015 06:00	1106.4	1034.1	1938.9	1694.2	2728.3
07/15/2015 07:00	708.7	663.3	733.5	641.1	1304.4
07/15/2015 08:00	700	654	678.4	592.1	1246.1
07/15/2015 09:00	685.6	640	756.5	660.7	1300.7
07/15/2015 10:00	615.9	576.4	681.4	595.9	1172.3
07/15/2015 11:00	493.2	460.6	673.4	589.1	1049.7
07/15/2015 12:00	643.8	601.6	920.6	804	1405.6
07/15/2015 13:00	702	656	832.6	727.7	1383.7
07/15/2015 14:00	636.4	594.2	767.3	671.2	1265.4
07/15/2015 15:00	675.5	630.9	852.8	745.3	1376.2
07/15/2015 16:00	730.4	683.2	869.5	759.3	1442.5
07/15/2015 17:00	738.1	690.2	820.1	717	1407.2
07/15/2015 18:00	717.9	670.2	818.5	715.2	1385.4
07/15/2015 19:00	630.3	588.1	702	612.6	1200.7
07/15/2015 20:00	869.7	813.1	791.1	691.2	1504.3
07/15/2015 21:00	565.3	528.2	643.6	561.9	1090.1
07/15/2015 22:00	548.3	513.2	516	450.7	963.9

	Unit 1 (Part 75 Data)	Unit 1 (Part 60 Data)	Unit 2 (Part 75 Data)	Unit 2 (Part 60 Data)	Units 1&2 Combined
	SO2_LbPerHr	SO2_P60_LbPerHr	SO2_LbPerHr	SO2_P60_LbPerHr	(Part 60 Data)
	1H	1H	1H	1H	
Time	Value	Value	Value	Value	
07/15/2015 23:00	279.3	260.3	623.8	545.7	806
07/16/2015 00:00	509.8	476.8	584.9	510.6	987.4
07/16/2015 01:00	485.1	454	545.8	477	931
07/16/2015 02:00	523.1	489.7	565.5	494.6	984.3
07/16/2015 03:00	507.6	474.3	588.5	513.9	988.2
07/16/2015 04:00	512.6	479.3	562.4	491.7	971
07/16/2015 05:00	441.6	412.4	567.9	495.7	908.1
07/16/2015 06:00	838.2	782.8	578.8	506.2	1289
07/16/2015 07:00	885.2	826.8	679	593.9	1420.7
07/16/2015 08:00	808.8	754.9	589.6	514.6	1269.5
07/16/2015 09:00	1046.2	976.7	624.6	545.1	1521.8
07/16/2015 10:00	1532.3	1433	695.8	608.5	2041.5
07/16/2015 11:00	1343.5	1254.5	666.6	582.9	1837.4
07/16/2015 12:00	1401.3	1310.5	715.6	626	1936.5
07/16/2015 13:00	1645.7	1538	832.3	726.7	2264.7
07/16/2015 14:00	1894.4	1770.4	876.5	766.4	2536.8
07/16/2015 15:00	1928.8	1803.4	793.5	693.1	2496.5
07/16/2015 16:00	2211.7	2067.1	877.7	766.5	2833.6
07/16/2015 17:00	2201.2	2057.7	888.9	777.5	2835.2
07/16/2015 18:00	2267	0	782.9	684.8	684.8
07/16/2015 19:00	2027.5	0	631.9	551.8	551.8
07/16/2015 20:00	1957.6	0	798.4	697.3	697.3
07/16/2015 21:00	1860.3	0	727.3	635	635
07/16/2015 22:00	1619.1	1513.2	623	544.4	2057.6
07/16/2015 23:00	1241.6	1160.4	673.7	588.4	1748.8
07/17/2015 00:00	1070.2	999.6	560.4	490.2	1489.8
07/17/2015 01:00	1046.9	978.5	564.5	493.2	1471.7
07/17/2015 02:00	977.3	914	579.8	506.5	1420.5
07/17/2015 03:00	934.5	873	561.2	489.9	1362.9
07/17/2015 04:00	920.5	860.6	573.3	501.6	1362.2
07/17/2015 05:00	838.3	782.7	588.1	513.5	1296.2
07/17/2015 06:00	487.1	455	629	549.3	1004.3
07/17/2015 07:00	797.8	745.8	638.7	557.4	1303.2
07/17/2015 08:00	938.5	877.8	762	665.7	1543.5
07/17/2015 09:00	1818.8	1700.2	837.6	731.7	2431.9
07/17/2015 10:00	3040.2	2841.7	760.2	664.6	3506.3
07/17/2015 11:00	2538.6	2372.3	830.8	725.9	3098.2
07/17/2015 12:00	2564.3	2397	768.8	672.6	3069.6
07/17/2015 13:00	2263	2114.1	511.9	448.1	2562.2
07/17/2015 14:00	1876.8	1755	690.8	604	2359
07/17/2015 15:00	3534.2	3302.5	935	817.8	4120.3
07/17/2015 16:00	3175.8	2968.1	869.5	759.1	3727.2
07/17/2015 17:00	2566.8	2399.6	741.9	648.6	3048.2
07/17/2015 18:00	2928.4	2736.3	826.6	722.5	3458.8
07/17/2015 19:00	3190.3	2981.2	495.2	432.4	3413.6
07/17/2015 20:00	2965.6	2772.2	689.5	601.7	3373.9
07/17/2015 21:00	1363.2	1274.7	1485.7	1299.1	2573.8
07/17/2015 22:00	508.3	475	1130.5	988.7	1463.7
07/17/2015 23:00	398.9	373.2	819.6	716.8	1090
07/18/2015 00:00	0	0	751.7	656.7	656.7
07/18/2015 01:00	0	0	601.3	524.8	524.8
07/18/2015 02:00	0	0	520.9	455.7	455.7
07/18/2015 03:00	0	0	495.8	432.9	432.9
07/18/2015 04:00	0	0	457.5	400	400
07/18/2015 05:00	0	0	463.8	404.9	404.9
07/18/2015 06:00	0	0	648.7	567.2	567.2
07/18/2015 07:00	0	0	1088.5	950.6	950.6
07/18/2015 08:00	0	0	1320	1153	1153
07/18/2015 09:00	0	0	1056.3	923.1	923.1
07/18/2015 10:00	0	0	1128.4	987	987
07/18/2015 11:00	0	0	1264.1	1105	1105
07/18/2015 12:00	0	0	1231.8	1076.9	1076.9
07/18/2015 13:00	0	0	1240.5	1084.9	1084.9
07/18/2015 14:00	0	0	1286.2	1123.3	1123.3
07/18/2015 15:00	0	0	1256.4	1097.8	1097.8

	Unit 1 (Part 75 Data)	Unit 1 (Part 60 Data)	Unit 2 (Part 75 Data)	Unit 2 (Part 60 Data)	Units 1&2 Combined
	SO2_LbPerHr	SO2_P60_LbPerHr	SO2_LbPerHr	SO2_P60_LbPerHr	(Part 60 Data)
	1H	1H	1H	1H	
Time	Value	Value	Value	Value	
07/18/2015 16:00	0	0	1243.6	1086.9	1086.9
07/18/2015 17:00	0	0	1255.6	1096.8	1096.8
07/18/2015 18:00	0	0	1259	1100.9	1100.9
07/18/2015 19:00	0	0	1333.5	1165.2	1165.2
07/18/2015 20:00	0	0	950.4	830.6	830.6
07/18/2015 21:00	0	0	511.3	446	446
07/18/2015 22:00	0	0	634	553.6	553.6
07/18/2015 23:00	0	0	980.3	856.7	856.7
07/19/2015 00:00	0	0	847.1	740.8	740.8
07/19/2015 01:00	0	0	420.4	366.8	366.8
07/19/2015 02:00	0	0	490.4	428.8	428.8
07/19/2015 03:00	0	0	504.8	441.5	441.5
07/19/2015 04:00	0	0	420.4	367.2	367.2
07/19/2015 05:00	0	0	447.2	390.3	390.3
07/19/2015 06:00	0	0	630.1	550.6	550.6
07/19/2015 07:00	0	0	1112.1	972.6	972.6
07/19/2015 08:00	0	0	1042.8	912	912
07/19/2015 09:00	0	0	1089.8	951.5	951.5
07/19/2015 10:00	0	0	1024.5	894.4	894.4
07/19/2015 11:00	0	0	1115.6	974.4	974.4
07/19/2015 12:00	0	0	1307.8	1142.9	1142.9
07/19/2015 13:00	0	0	1324	1156.3	1156.3
07/19/2015 14:00	0	0	1208.9	1056.3	1056.3
07/19/2015 15:00	0	0	1174.1	1026.5	1026.5
07/19/2015 16:00	0	0	1190.8	1040.9	1040.9
07/19/2015 17:00	0	0	1248.6	1090.8	1090.8
07/19/2015 18:00	0	0	1172.8	1024.6	1024.6
07/19/2015 19:00	0	0	1210.7	1057.3	1057.3
07/19/2015 20:00	0	0	1265.2	1106.5	1106.5
07/19/2015 21:00	0	0	1125.5	983.9	983.9
07/19/2015 22:00	0	0	660.8	577.7	577.7
07/19/2015 23:00	0	0	833.3	727.8	727.8
07/20/2015 00:00	0	0	758.7	662.4	662.4
07/20/2015 01:00	0	0	539.4	471	471
07/20/2015 02:00	0	0	419.5	366.7	366.7
07/20/2015 03:00	0	0	547.6	478.1	478.1
07/20/2015 04:00	0	0	686.1	599.2	599.2
07/20/2015 05:00	0	0	694.8	607.3	607.3
07/20/2015 06:00	0	0	782.2	683.4	683.4
07/20/2015 07:00	0	0	1171.1	1022.7	1022.7
07/20/2015 08:00	0	0	1049.6	917.3	917.3
07/20/2015 09:00	0	0	1124	982.8	982.8
07/20/2015 10:00	0	0	1097.7	959.1	959.1
07/20/2015 11:00	0	0	1246.2	1089.7	1089.7
07/20/2015 12:00	0	0	1426.2	1246.8	1246.8
07/20/2015 13:00	0	0	1412.3	1234.7	1234.7
07/20/2015 14:00	0	0	1263.5	1103.6	1103.6
07/20/2015 15:00	0	0	1188.9	1039	1039
07/20/2015 16:00	0	0	1192.9	1042.7	1042.7
07/20/2015 17:00	0	0	1254.3	1096.6	1096.6
07/20/2015 18:00	0	0	1302	1137.4	1137.4
07/20/2015 19:00	0	0	1255.7	1098.2	1098.2
07/20/2015 20:00	0	0	1117.9	976.2	976.2
07/20/2015 21:00	0	0	1028.8	899.5	899.5
07/20/2015 22:00	0	0	1113.4	972.8	972.8
07/20/2015 23:00	0	0	1027	897.8	897.8
07/21/2015 00:00	0	0	862	752.8	752.8
07/21/2015 01:00	0	0	604.2	527.6	527.6
07/21/2015 02:00	0	0	488.2	426.3	426.3
07/21/2015 03:00	0	0	711.7	621.7	621.7
07/21/2015 04:00	0	0	689.9	603.1	603.1
07/21/2015 05:00	0	0	521.9	455.4	455.4
07/21/2015 06:00	0	0	624.2	545.4	545.4
07/21/2015 07:00	0	0	798	696.6	696.6
07/21/2015 08:00	0	0	758.8	662.3	662.3

	Unit 1 (Part 75 Data)	Unit 1 (Part 60 Data)	Unit 2 (Part 75 Data)	Unit 2 (Part 60 Data)	Units 1&2 Combined
	SO2_LbPerHr	SO2_P60_LbPerHr	SO2_LbPerHr	SO2_P60_LbPerHr	(Part 60 Data)
	1H	1H	1H	1H	
Time	Value	Value	Value	Value	
07/21/2015 09:00	0	0	570.7	499.1	499.1
07/21/2015 10:00	0	0	573.3	501.8	501.8
07/21/2015 11:00	0	0	791.9	692.2	692.2
07/21/2015 12:00	0	0	997.6	872.5	872.5
07/21/2015 13:00	0	0	887.7	776	776
07/21/2015 14:00	0	0	860.2	751.9	751.9
07/21/2015 15:00	0	0	867.2	758.5	758.5
07/21/2015 16:00	0	0	837.4	731.3	731.3
07/21/2015 17:00	0	0	836.9	730.4	730.4
07/21/2015 18:00	0	0	830.1	725.5	725.5
07/21/2015 19:00	0	0	794.3	693.6	693.6
07/21/2015 20:00	0	0	795.8	695	695
07/21/2015 21:00	0	0	676.5	591.4	591.4
07/21/2015 22:00	0	0	592.6	517.6	517.6
07/21/2015 23:00	0	0	641.5	560.8	560.8
07/22/2015 00:00	0	0	601.4	525.2	525.2
07/22/2015 01:00	0	0	586.5	512.9	512.9
07/22/2015 02:00	0	0	574.6	501.7	501.7
07/22/2015 03:00	0	0	585.3	511.1	511.1
07/22/2015 04:00	0	0	557.1	486.5	486.5
07/22/2015 05:00	0	0	544	475.1	475.1
07/22/2015 06:00	0	0	633.8	554.2	554.2
07/22/2015 07:00	0	0	564.3	493.1	493.1
07/22/2015 08:00	0	0	709	619.5	619.5
07/22/2015 09:00	0	0	704.4	615.7	615.7
07/22/2015 10:00	0	0	707.1	617.9	617.9
07/22/2015 11:00	0	0	653	570.9	570.9
07/22/2015 12:00	0	0	706.5	616.7	616.7
07/22/2015 13:00	0	0	613.5	536.3	536.3
07/22/2015 14:00	0	0	758.8	663.8	663.8
07/22/2015 15:00	0	0	847.4	740.2	740.2
07/22/2015 16:00	0	0	869.4	759.5	759.5
07/22/2015 17:00	0	0	0	0	0
07/22/2015 18:00	0	0	0	0	0
07/22/2015 19:00	0	0	0	0	0
07/22/2015 20:00	0	0	0	0	0
07/22/2015 21:00	0	0	0	0	0
07/22/2015 22:00	0	0	0	0	0
07/22/2015 23:00	0	0	0	0	0
07/23/2015 00:00	0	0	0	0	0
07/23/2015 01:00	0	0	0	0	0
07/23/2015 02:00	0	0	0	0	0
07/23/2015 03:00	0	0	0	0	0
07/23/2015 04:00	0	0	0	0	0
07/23/2015 05:00	0	0	0	0	0
07/23/2015 06:00	0	0	0	0	0
07/23/2015 07:00	0	0	0	0	0
07/23/2015 08:00	0	0	0	0	0
07/23/2015 09:00	0	0	0	0	0
07/23/2015 10:00	0	0	1.2	1.2	1.2
07/23/2015 11:00	0	0	18.9	16.5	16.5
07/23/2015 12:00	0	0	3.8	3.1	3.1
07/23/2015 13:00	0	0	0.6	0.6	0.6
07/23/2015 14:00	0	0	6.3	5.5	5.5
07/23/2015 15:00	0	0	38.4	33.6	33.6
07/23/2015 16:00	0	0	37.6	32.7	32.7
07/23/2015 17:00	0	0	134.4	117.6	117.6
07/23/2015 18:00	0	0	296.8	258.9	258.9
07/23/2015 19:00	0	0	212.1	184.9	184.9
07/23/2015 20:00	0	0	224.2	195.5	195.5
07/23/2015 21:00	0	0	368.9	322.5	322.5
07/23/2015 22:00	0	0	1041.7	909.8	909.8
07/23/2015 23:00	0	0	2745.2	2398.6	2398.6
07/24/2015 00:00	0	0	3090.2	2701.1	2701.1
07/24/2015 01:00	0	0	1098.1	959	959

	Unit 1 (Part 75 Data)	Unit 1 (Part 60 Data)	Unit 2 (Part 75 Data)	Unit 2 (Part 60 Data)	Units 1&2 Combined
	SO2_LbPerHr	SO2_P60_LbPerHr	SO2_LbPerHr	SO2_P60_LbPerHr	(Part 60 Data)
	1H	1H	1H	1H	
Time	Value	Value	Value	Value	
07/24/2015 02:00	0	0	652.7	570.9	570.9
07/24/2015 03:00	0	0	790.1	690.2	690.2
07/24/2015 04:00	0	0	872	762.5	762.5
07/24/2015 05:00	0	0	834.7	729.5	729.5
07/24/2015 06:00	0	0	833.5	728.5	728.5
07/24/2015 07:00	0	0	797.6	696.4	696.4
07/24/2015 08:00	0	0	807.9	705.5	705.5
07/24/2015 09:00	0	0	938.3	819.7	819.7
07/24/2015 10:00	0	0	951.2	831.2	831.2
07/24/2015 11:00	0	0	887.6	776.3	776.3
07/24/2015 12:00	0	0	805.8	704.8	704.8
07/24/2015 13:00	0	0	857.7	748.7	748.7
07/24/2015 14:00	0	0	1286.3	1123.7	1123.7
07/24/2015 15:00	0	0	894.5	781.2	781.2
07/24/2015 16:00	0	0	791.1	690.5	690.5
07/24/2015 17:00	0	0	812.7	709.4	709.4
07/24/2015 18:00	0	0	919.7	804	804
07/24/2015 19:00	0	0	938.5	819.3	819.3
07/24/2015 20:00	0	0	754.2	658.5	658.5
07/24/2015 21:00	0	0	857.7	750	750
07/24/2015 22:00	0	0	841	735.4	735.4
07/24/2015 23:00	0	0	813.6	710.7	710.7
07/25/2015 00:00	0	0	819.2	716.3	716.3
07/25/2015 01:00	0	0	805.8	703.7	703.7
07/25/2015 02:00	0	0	794	694.5	694.5
07/25/2015 03:00	2	2	816.7	713.7	715.7
07/25/2015 04:00	0	0	798.9	698.1	698.1
07/25/2015 05:00	0	0	830.4	725.1	725.1
07/25/2015 06:00	27	24.9	799	698	722.9
07/25/2015 07:00	183.3	171.2	864.9	756.1	927.3
07/25/2015 08:00	280.8	262.7	879.6	768.2	1030.9
07/25/2015 09:00	419.1	392.1	1055.1	922.3	1314.4
07/25/2015 10:00	565.5	529	1094.4	956.6	1485.6
07/25/2015 11:00	804.8	751.7	945.1	825.6	1577.3
07/25/2015 12:00	898.1	838.8	965.7	844.2	1683
07/25/2015 13:00	791.7	740	1071.7	936.6	1676.6
07/25/2015 14:00	833.5	778.5	1048.1	915.5	1694
07/25/2015 15:00	601	561.5	1017.4	889.2	1450.7
07/25/2015 16:00	505.9	473.3	1003.6	877.8	1351.1
07/25/2015 17:00	631	590.1	977.1	854	1444.1
07/25/2015 18:00	592.7	553.3	924.1	807.7	1361
07/25/2015 19:00	617	576.9	959.9	838	1414.9
07/25/2015 20:00	694.6	648.7	815.4	713	1361.7
07/25/2015 21:00	704.1	658.7	831.4	726.1	1384.8
07/25/2015 22:00	717.7	670.8	733.8	640.5	1311.3
07/25/2015 23:00	613	572.6	774.3	676.1	1248.7
07/26/2015 00:00	567.9	531.4	626.6	548.1	1079.5
07/26/2015 01:00	517.6	483	696.1	607.9	1090.9
07/26/2015 02:00	449.5	420.8	683	596.4	1017.2
07/26/2015 03:00	467.1	436.2	686.8	600.2	1036.4
07/26/2015 04:00	469.3	438.4	690.2	603.3	1041.7
07/26/2015 05:00	474.9	444	681.8	595.5	1039.5
07/26/2015 06:00	470.8	440	697.2	609	1049
07/26/2015 07:00	528.2	493.4	750.3	655.8	1149.2
07/26/2015 08:00	605.8	565.8	848.5	742.1	1307.9
07/26/2015 09:00	694.2	648.2	885.2	773.4	1421.6
07/26/2015 10:00	837	782.8	1005.2	878.5	1661.3
07/26/2015 11:00	782.5	730.8	898.7	784.7	1515.5
07/26/2015 12:00	512.8	479.4	973.1	849.9	1329.3
07/26/2015 13:00	547.4	511.7	971.8	848.5	1360.2
07/26/2015 14:00	458.2	428.2	948.4	829.4	1257.6
07/26/2015 15:00	678.5	634.6	974.9	851.7	1486.3
07/26/2015 16:00	795.2	742.8	875	764.2	1507
07/26/2015 17:00	1033.9	967.1	1059.2	925.2	1892.3
07/26/2015 18:00	798.3	746.5	894.3	780.9	1527.4

	Unit 1 (Part 75 Data)	Unit 1 (Part 60 Data)	Unit 2 (Part 75 Data)	Unit 2 (Part 60 Data)	Units 1&2 Combined
	SO2_LbPerHr	SO2_P60_LbPerHr	SO2_LbPerHr	SO2_P60_LbPerHr	(Part 60 Data)
	1H	1H	1H	1H	
Time	Value	Value	Value	Value	
07/26/2015 19:00	1051.9	982.9	937.6	819.7	1802.6
07/26/2015 20:00	887.7	829.1	890.6	777.5	1606.6
07/26/2015 21:00	959.8	896.8	850	742.3	1639.1
07/26/2015 22:00	862.3	806	818.1	714.4	1520.4
07/26/2015 23:00	723.1	675.8	691.6	603.8	1279.6
07/27/2015 00:00	698.3	652.2	710.3	620.4	1272.6
07/27/2015 01:00	632	590.3	420.9	367.9	958.2
07/27/2015 02:00	626.6	585.9	717.5	627	1212.9
07/27/2015 03:00	608.8	569.3	713.4	622.9	1192.2
07/27/2015 04:00	789.3	737.9	773.3	675.7	1413.6
07/27/2015 05:00	752.9	703	708.9	619.7	1322.7
07/27/2015 06:00	761.8	712	745.9	651.2	1363.2
07/27/2015 07:00	843.4	788.7	862.6	753.8	1542.5
07/27/2015 08:00	836.2	782.1	918.5	802.9	1585
07/27/2015 09:00	966	903.5	998.2	873	1776.5
07/27/2015 10:00	1107.3	1035.3	898.7	785.6	1820.9
07/27/2015 11:00	863.9	808	909.2	793.7	1601.7
07/27/2015 12:00	811.6	757.9	686.8	600.3	1358.2
07/27/2015 13:00	886.8	828	624	545.4	1373.4
07/27/2015 14:00	865.7	809.4	843.3	736.6	1546
07/27/2015 15:00	887.8	829.3	815.8	712.3	1541.6
07/27/2015 16:00	958.8	895.4	662.3	578.2	1473.6
07/27/2015 17:00	1135	1060.1	792.5	692.3	1752.4
07/27/2015 18:00	1154.7	1079.9	831.6	727.1	1807
07/27/2015 19:00	761	711.6	497.4	434.4	1146
07/27/2015 20:00	695.1	649.8	743.7	649.2	1299
07/27/2015 21:00	823.8	770.4	914.8	799	1569.4
07/27/2015 22:00	982.9	919.1	828.2	724	1643.1
07/27/2015 23:00	847.4	791.6	785.7	685.9	1477.5
07/28/2015 00:00	697.2	651.4	581.5	508.6	1160
07/28/2015 01:00	633.6	591.8	256.2	223.8	815.6
07/28/2015 02:00	604.1	564.5	369.7	323.7	888.2
07/28/2015 03:00	629.5	587.7	647.7	565.7	1153.4
07/28/2015 04:00	681.6	636.6	668.4	583.5	1220.1
07/28/2015 05:00	668.4	624.3	613.3	535.9	1160.2
07/28/2015 06:00	672.1	628.4	660.3	576.8	1205.2
07/28/2015 07:00	728.3	681.3	679.3	593.6	1274.9
07/28/2015 08:00	873.7	816	789.6	690.7	1506.7
07/28/2015 09:00	961.1	897.2	737.4	645.1	1542.3
07/28/2015 10:00	814.5	761	679.6	593.3	1354.3
07/28/2015 11:00	493.9	461.6	745.5	650.9	1112.5
07/28/2015 12:00	532.3	497.3	528.5	462	959.3
07/28/2015 13:00	619.4	579.2	387.9	339.5	918.7
07/28/2015 14:00	767.9	718.1	626.9	548.1	1266.2
07/28/2015 15:00	587.8	550	563.3	492.1	1042.1
07/28/2015 16:00	579.3	542.3	477.7	418	960.3
07/28/2015 17:00	449.3	420.4	460.9	403	823.4
07/28/2015 18:00	646.6	604.3	587.5	513	1117.3
07/28/2015 19:00	792	740.3	600.2	525	1265.3
07/28/2015 20:00	682.1	638.5	747.6	653.2	1291.7
07/28/2015 21:00	699.8	653.2	769.9	673.5	1326.7
07/28/2015 22:00	635.2	594.1	762	666.2	1260.3
07/28/2015 23:00	591.2	551.7	651.9	569.3	1121
07/29/2015 00:00	654.5	611	546.8	477.6	1088.6
07/29/2015 01:00	506.6	472.9	317.3	276.7	749.6
07/29/2015 02:00	486.7	454.7	487.8	426.4	881.1
07/29/2015 03:00	545.4	510.3	675	589.6	1099.9
07/29/2015 04:00	632.7	591.7	592.1	517.1	1108.8
07/29/2015 05:00	627.6	586.7	586.6	513	1099.7
07/29/2015 06:00	695.5	649.4	606.3	529.3	1178.7
07/29/2015 07:00	838.5	784.3	560.4	489.6	1273.9
07/29/2015 08:00	760.2	710.1	757.4	661.6	1371.7
07/29/2015 09:00	553.5	517.9	789.1	690.1	1208
07/29/2015 10:00	606.5	566.3	717.3	626	1192.3
07/29/2015 11:00	375.3	350.5	760.2	663.9	1014.4

	Unit 1 (Part 75 Data)	Unit 1 (Part 60 Data)	Unit 2 (Part 75 Data)	Unit 2 (Part 60 Data)	Units 1&2 Combined
	SO2_LbPerHr	SO2_P60_LbPerHr	SO2_LbPerHr	SO2_P60_LbPerHr	(Part 60 Data)
	1H	1H	1H	1H	
Time	Value	Value	Value	Value	
07/29/2015 12:00	580.9	543	732.5	640.1	1183.1
07/29/2015 13:00	445.9	416.3	514.3	449.6	865.9
07/29/2015 14:00	395.7	369.6	804.7	703.2	1072.8
07/29/2015 15:00	502.5	469.7	509.9	446	915.7
07/29/2015 16:00	565.7	528.5	540	471.8	1000.3
07/29/2015 17:00	507.3	473.6	498.8	436.4	910
07/29/2015 18:00	580.2	541.8	495.1	432.2	974
07/29/2015 19:00	551.9	516	347.1	303.2	819.2
07/29/2015 20:00	500.9	468.7	665.4	581.6	1050.3
07/29/2015 21:00	560.7	523.3	659.9	577.4	1100.7
07/29/2015 22:00	736.6	688.7	627.3	548.2	1236.9
07/29/2015 23:00	661.6	619.1	577.3	504.8	1123.9
07/30/2015 00:00	559.5	523.2	530.1	463	986.2
07/30/2015 01:00	574.9	536.5	383.7	335.2	871.7
07/30/2015 02:00	513	479.6	503	438.9	918.5
07/30/2015 03:00	555.7	519.7	507.5	443.8	963.5
07/30/2015 04:00	603	563.1	574.2	501.2	1064.3
07/30/2015 05:00	581.4	543.3	531.5	464.3	1007.6
07/30/2015 06:00	608.6	568.2	551.1	481.7	1049.9
07/30/2015 07:00	699	653.2	607.7	531.6	1184.8
07/30/2015 08:00	715	667.9	766.5	669.9	1337.8
07/30/2015 09:00	848.1	792.3	805	703	1495.3
07/30/2015 10:00	666.5	622.2	767.4	670.8	1293
07/30/2015 11:00	480.5	449.1	776	677.5	1126.6
07/30/2015 12:00	505.9	473.1	761.5	665.2	1138.3
07/30/2015 13:00	532	497.3	755.1	659.1	1156.4
07/30/2015 14:00	510.9	476.9	734.8	641.5	1118.4
07/30/2015 15:00	530.6	495.7	702.5	613.7	1109.4
07/30/2015 16:00	553.9	518.2	751	656.9	1175.1
07/30/2015 17:00	562.9	525.8	711.4	622.2	1148
07/30/2015 18:00	505.1	471.8	624.7	545.1	1016.9
07/30/2015 19:00	551.9	515.8	605.2	529.2	1045
07/30/2015 20:00	757.1	708.2	631.4	551.7	1259.9
07/30/2015 21:00	674.8	631.3	543	473.8	1105.1
07/30/2015 22:00	835.6	781.2	491.4	429.4	1210.6
07/30/2015 23:00	527.5	492.7	510.4	445.4	938.1
07/31/2015 00:00	460.5	430.5	396.5	346.3	776.8
07/31/2015 01:00	477.3	446.6	265.6	231.8	678.4
07/31/2015 02:00	488.5	456.6	481.9	421.5	878.1
07/31/2015 03:00	474.2	443.8	487.7	425.7	869.5
07/31/2015 04:00	510.9	477.2	508.2	444.2	921.4
07/31/2015 05:00	501.1	467.7	535.7	468.1	935.8
07/31/2015 06:00	632.4	591.4	621.9	543.3	1134.7
07/31/2015 07:00	754	703.8	457.5	399.9	1103.7
07/31/2015 08:00	811	758.2	724.4	633	1391.2
07/31/2015 09:00	844.4	788.4	731	639.3	1427.7
07/31/2015 10:00	817.7	764.9	688.2	601.5	1366.4
07/31/2015 11:00	576.4	538.1	804.1	702.7	1240.8
07/31/2015 12:00	597.8	558.4	741.3	648.3	1206.7
07/31/2015 13:00	637.5	596	858.3	749.6	1345.6
07/31/2015 14:00	487.5	455.3	742.4	648.9	1104.2
07/31/2015 15:00	740.7	692.6	624.3	545.5	1238.1
07/31/2015 16:00	688	643.8	826.9	723.3	1367.1
07/31/2015 17:00	670.8	627	750.4	656.1	1283.1
07/31/2015 18:00	663.7	620	701.3	613.5	1233.5
07/31/2015 19:00	663.8	619.5	505.2	441.3	1060.8
07/31/2015 20:00	814.2	761	685	598.1	1359.1
07/31/2015 21:00	830.5	775.6	541.2	472.7	1248.3
07/31/2015 22:00	917.2	856.7	542.6	474.7	1331.4
07/31/2015 23:00	643.7	602.1	556.2	486.4	1088.5
08/01/2015 00:00	519.7	485	474.2	414	899
08/01/2015 01:00	502.7	470	427.8	373.6	843.6
08/01/2015 02:00	467.4	436.2	474.8	415	851.2
08/01/2015 03:00	496.1	463	465.3	406.4	869.4
08/01/2015 04:00	473.2	442.1	423	369.6	811.7

	Unit 1 (Part 75 Data)	Unit 1 (Part 60 Data)	Unit 2 (Part 75 Data)	Unit 2 (Part 60 Data)	Units 1&2 Combined
	SO2_LbPerHr	SO2_P60_LbPerHr	SO2_LbPerHr	SO2_P60_LbPerHr	(Part 60 Data)
	1H	1H	1H	1H	
Time	Value	Value	Value	Value	
08/01/2015 05:00	477.1	446.1	451.7	394.4	840.5
08/01/2015 06:00	484.5	453.3	498.5	436.2	889.5
08/01/2015 07:00	550.2	513.6	695.7	608.2	1121.8
08/01/2015 08:00	655	612.6	683.4	597.8	1210.4
08/01/2015 09:00	640.9	599.1	661.2	578.3	1177.4
08/01/2015 10:00	696.4	651.3	908	793.9	1445.2
08/01/2015 11:00	706.1	660.2	1355	1183.8	1844
08/01/2015 12:00	834.9	779.9	2987.2	2609.8	3389.7
08/01/2015 13:00	760.1	709.7	3553.8	3105.6	3815.3
08/01/2015 14:00	507.7	475	1442.4	1260.9	1735.9
08/01/2015 15:00	586.9	548.1	380	331.4	879.5
08/01/2015 16:00	549.4	513.4	186.8	162.5	675.9
08/01/2015 17:00	590.5	552.4	124.4	109.4	661.8
08/01/2015 18:00	585.4	547.1	122.4	107.7	654.8
08/01/2015 19:00	689.6	643.9	148.8	130.4	774.3
08/01/2015 20:00	562.7	525.9	172.9	151.6	677.5
08/01/2015 21:00	541	504.9	218.3	191	695.9
08/01/2015 22:00	494.1	461	427.1	373.3	834.3
08/01/2015 23:00	535.6	501.1	670.4	585.5	1086.6
08/02/2015 00:00	459.4	429.2	477.4	416.9	846.1
08/02/2015 01:00	490.2	457.8	519.4	453.2	911
08/02/2015 02:00	497.4	465.2	553.1	483.2	948.4
08/02/2015 03:00	478.9	448.1	591.1	515.9	964
08/02/2015 04:00	497.3	465.1	531.7	464	929.1
08/02/2015 05:00	488.9	456.7	512	447.8	904.5
08/02/2015 06:00	481.6	449.5	516.8	451	900.5
08/02/2015 07:00	498.5	466.3	527.8	461.6	927.9
08/02/2015 08:00	589.2	550.4	584.3	510.2	1060.6
08/02/2015 09:00	608.5	568.6	604.6	527.8	1096.4
08/02/2015 10:00	1037.8	970.4	1057.9	925.1	1895.5
08/02/2015 11:00	468.4	438.2	842.5	736.8	1175
08/02/2015 12:00	958.4	895.9	710.1	620.4	1516.3
08/02/2015 13:00	791.3	738.8	724.6	632.3	1371.1
08/02/2015 14:00	651.3	608.4	795.8	695.8	1304.2
08/02/2015 15:00	413.8	387	792.3	692.3	1079.3
08/02/2015 16:00	605	565.5	783	683.6	1249.1
08/02/2015 17:00	575.7	538.6	761.1	664.5	1203.1
08/02/2015 18:00	581.6	543	778	680.4	1223.4
08/02/2015 19:00	607.3	567	765.8	668.4	1235.4
08/02/2015 20:00	749	700.4	698.5	610.7	1311.1
08/02/2015 21:00	529.4	495.4	589.5	515.4	1010.8
08/02/2015 22:00	503	469.3	624.7	546.2	1015.5
08/02/2015 23:00	438.5	409.7	600.6	525.4	935.1
08/03/2015 00:00	367.8	344.4	489.8	428.4	772.8
08/03/2015 01:00	353.6	330	524.3	457.7	787.7
08/03/2015 02:00	417.8	390.1	497.1	434.2	824.3
08/03/2015 03:00	480.1	449.3	529.7	463.1	912.4
08/03/2015 04:00	466	435.2	466.7	407.5	842.7
08/03/2015 05:00	599.5	559.8	531.5	464.8	1024.6
08/03/2015 06:00	545.7	510.6	413.7	361.8	872.4
08/03/2015 07:00	596.3	557.8	485.7	424.2	982
08/03/2015 08:00	609.3	569	513	447.7	1016.7
08/03/2015 09:00	631.1	589.5	546.4	477.1	1066.6
08/03/2015 10:00	682.1	637.6	631.1	550.9	1188.5
08/03/2015 11:00	733.3	685.1	729.3	636.9	1322
08/03/2015 12:00	836	781.3	739	645.4	1426.7
08/03/2015 13:00	868.3	811.9	742	647.8	1459.7
08/03/2015 14:00	420.7	393.3	745.8	651.4	1044.7
08/03/2015 15:00	480.9	449.8	743	649	1098.8
08/03/2015 16:00	477	446.2	762.2	665.8	1112
08/03/2015 17:00	439.1	410	742.3	648.6	1058.6
08/03/2015 18:00	638	596.1	716.1	626.2	1222.3
08/03/2015 19:00	742.8	693.4	671.3	586.4	1279.8
08/03/2015 20:00	823.5	770.2	797.3	697.2	1467.4
08/03/2015 21:00	595.7	557.2	594.3	520	1077.2

	Unit 1 (Part 75 Data)	Unit 1 (Part 60 Data)	Unit 2 (Part 75 Data)	Unit 2 (Part 60 Data)	Units 1&2 Combined
	SO2_LbPerHr	SO2_P60_LbPerHr	SO2_LbPerHr	SO2_P60_LbPerHr	(Part 60 Data)
	1H	1H	1H	1H	
Time	Value	Value	Value	Value	
08/03/2015 22:00	648.5	606.7	601.5	525.7	1132.4
08/03/2015 23:00	594.5	555.7	550.6	481.6	1037.3
08/04/2015 00:00	495.5	463.3	544.9	475.5	938.8
08/04/2015 01:00	465.2	434.5	465.5	406.3	840.8
08/04/2015 02:00	426.4	399	454.5	397.7	796.7
08/04/2015 03:00	428.4	399.8	437.8	383	782.8
08/04/2015 04:00	511.2	477.1	449.6	392.7	869.8
08/04/2015 05:00	516.6	482.7	434.5	379.7	862.4
08/04/2015 06:00	572	534.4	482.9	421.8	956.2
08/04/2015 07:00	609.7	569.3	575.8	503.8	1073.1
08/04/2015 08:00	672.5	628.4	628	548.7	1177.1
08/04/2015 09:00	853.3	797.1	822.9	718.5	1515.6
08/04/2015 10:00	766.5	716.7	782.6	683.1	1399.8
08/04/2015 11:00	478.6	447.1	696.6	608.6	1055.7
08/04/2015 12:00	889	831.1	747.3	652.4	1483.5
08/04/2015 13:00	444.1	415.1	542.7	474.2	889.3
08/04/2015 14:00	566.4	529.3	721.7	630.8	1160.1
08/04/2015 15:00	357.2	333.6	861.3	753	1086.6
08/04/2015 16:00	494.2	461.6	824.1	720.7	1182.3
08/04/2015 17:00	542.6	506.9	775.4	677.4	1184.3
08/04/2015 18:00	471.3	440.8	731	638.2	1079
08/04/2015 19:00	540.9	505.4	377.7	329.8	835.2
08/04/2015 20:00	775.6	724.4	300.5	262	986.4
08/04/2015 21:00	696.8	651.1	316.1	275.5	926.6
08/04/2015 22:00	651.1	608	267.1	233.9	841.9
08/04/2015 23:00	627.4	585.9	250.3	218.7	804.6
08/05/2015 00:00	537.1	501.9	285.5	249.5	751.4
08/05/2015 01:00	493.3	461.5	455.5	397.7	859.2
08/05/2015 02:00	437.8	409.1	584.9	511.5	920.6
08/05/2015 03:00	483.2	451.8	554.2	484.5	936.3
08/05/2015 04:00	508.7	474.9	484.7	423	897.9
08/05/2015 05:00	544.4	508.4	691.2	603.7	1112.1
08/05/2015 06:00	623.8	583	816.8	713.5	1296.5
08/05/2015 07:00	573.2	536.4	527.4	461.1	997.5
08/05/2015 08:00	649.9	607.6	710	619.9	1227.5
08/05/2015 09:00	653.3	610.3	886.9	774.6	1384.9
08/05/2015 10:00	705	659.7	812.6	709.8	1369.5
08/05/2015 11:00	823.9	769.7	771.1	673	1442.7
08/05/2015 12:00	408.7	381.7	765.6	669.6	1051.3
08/05/2015 13:00	428.9	401.1	616.5	537.9	939
08/05/2015 14:00	449.1	420	661.2	578	998
08/05/2015 15:00	495	462	783.4	684	1146
08/05/2015 16:00	470.9	440.2	812.1	709.6	1149.8
08/05/2015 17:00	595.5	557	745.7	652.3	1209.3
08/05/2015 18:00	399.6	373.3	732.1	639.3	1012.6
08/05/2015 19:00	666.8	622.9	822.8	719.5	1342.4
08/05/2015 20:00	660	616.8	726.1	634.5	1251.3
08/05/2015 21:00	431.6	402.4	604.4	527.9	930.3
08/05/2015 22:00	357.4	333.9	449.1	392.5	726.4
08/05/2015 23:00	469.1	438.5	289.1	252.9	691.4
08/06/2015 00:00	623.9	583.2	222.5	193.9	777.1
08/06/2015 01:00	547.8	512.3	0	0	512.3
08/06/2015 02:00	468	436.9	0	0	436.9
08/06/2015 03:00	486.6	454.3	0	0	454.3
08/06/2015 04:00	515.2	481.6	0	0	481.6
08/06/2015 05:00	544.6	508.6	0	0	508.6
08/06/2015 06:00	499.8	467.7	0	0	467.7
08/06/2015 07:00	610.6	570.4	0	0	570.4
08/06/2015 08:00	576.5	538.8	0	0	538.8
08/06/2015 09:00	614.1	574	0	0	574
08/06/2015 10:00	642.3	600.9	0	0	600.9
08/06/2015 11:00	638.5	596.5	0	0	596.5
08/06/2015 12:00	668.7	624.2	0	0	624.2
08/06/2015 13:00	743.2	694.1	0	0	694.1
08/06/2015 14:00	705.7	660.2	0	0	660.2

	Unit 1 (Part 75 Data)	Unit 1 (Part 60 Data)	Unit 2 (Part 75 Data)	Unit 2 (Part 60 Data)	Units 1&2 Combined
	SO2_LbPerHr	SO2_P60_LbPerHr	SO2_LbPerHr	SO2_P60_LbPerHr	(Part 60 Data)
	1H	1H	1H	1H	
Time	Value	Value	Value	Value	
08/06/2015 15:00	800.8	748	0	0	748
08/06/2015 16:00	979.7	914.7	0	0	914.7
08/06/2015 17:00	795.5	743.4	0	0	743.4
08/06/2015 18:00	498.9	466.7	0	0	466.7
08/06/2015 19:00	580.6	542.1	0	0	542.1
08/06/2015 20:00	603.2	564.2	0	0	564.2
08/06/2015 21:00	754.9	705.8	0	0	705.8
08/06/2015 22:00	1034.4	966.5	0	0	966.5
08/06/2015 23:00	1470.8	1374.7	0	0	1374.7
08/07/2015 00:00	1355.2	1266.1	0	0	1266.1
08/07/2015 01:00	878.6	820.8	0	0	820.8
08/07/2015 02:00	475.3	443.8	0	0	443.8
08/07/2015 03:00	581.1	543.4	0	0	543.4
08/07/2015 04:00	889.4	831.9	0	0	831.9
08/07/2015 05:00	990.3	925.8	0	0	925.8
08/07/2015 06:00	899.8	840.4	0	0	840.4
08/07/2015 07:00	946.9	885.7	0	0	885.7
08/07/2015 08:00	901.2	841.4	0	0	841.4
08/07/2015 09:00	1183.5	1106.2	0	0	1106.2
08/07/2015 10:00	899.6	840.7	0	0	840.7
08/07/2015 11:00	863.2	806.4	0	0	806.4
08/07/2015 12:00	986.3	921.3	0	0	921.3
08/07/2015 13:00	1191.5	1113.7	0	0	1113.7
08/07/2015 14:00	1048.5	980.5	0	0	980.5
08/07/2015 15:00	499.1	466.9	0	0	466.9
08/07/2015 16:00	628.6	586.9	0	0	586.9
08/07/2015 17:00	691.6	646.7	0	0	646.7
08/07/2015 18:00	603.2	564.4	0	0	564.4
08/07/2015 19:00	542.4	507.4	0	0	507.4
08/07/2015 20:00	814.5	760.5	0	0	760.5
08/07/2015 21:00	507.1	474.7	0	0	474.7
08/07/2015 22:00	542.6	507.8	0	0	507.8
08/07/2015 23:00	484.2	452.7	0	0	452.7
08/08/2015 00:00	568.2	530.4	0	0	530.4
08/08/2015 01:00	622.8	582.3	0	0	582.3
08/08/2015 02:00	478.6	447.1	0	0	447.1
08/08/2015 03:00	391.8	366	0	0	366
08/08/2015 04:00	445.4	416.4	0	0	416.4
08/08/2015 05:00	548.3	512.2	0	0	512.2
08/08/2015 06:00	540	504.7	0	0	504.7
08/08/2015 07:00	581.6	543.2	0	0	543.2
08/08/2015 08:00	672.5	628	0	0	628
08/08/2015 09:00	651.6	608.3	0	0	608.3
08/08/2015 10:00	736.5	687.9	0	0	687.9
08/08/2015 11:00	667	623.3	0	0	623.3
08/08/2015 12:00	731.7	684.1	0	0	684.1
08/08/2015 13:00	850.9	795.4	0	0	795.4
08/08/2015 14:00	864.3	807.7	0	0	807.7
08/08/2015 15:00	352.2	352.2	0	0	352.2
08/08/2015 16:00	527.3	527.3	0	0	527.3
08/08/2015 17:00	696.6	651.2	0	0	651.2
08/08/2015 18:00	507.9	474.6	0	0	474.6
08/08/2015 19:00	653.4	611.3	0	0	611.3
08/08/2015 20:00	1068.9	999.5	0	0	999.5
08/08/2015 21:00	565.2	528.9	0	0	528.9
08/08/2015 22:00	421.9	394.6	0	0	394.6
08/08/2015 23:00	324.1	303.2	0	0	303.2
08/09/2015 00:00	430.1	401.2	0	0	401.2
08/09/2015 01:00	551.7	514.9	0	0	514.9
08/09/2015 02:00	354.8	331.2	0	0	331.2
08/09/2015 03:00	364.4	341	0	0	341
08/09/2015 04:00	290.8	271.9	0	0	271.9
08/09/2015 05:00	256.6	239.2	0	0	239.2
08/09/2015 06:00	221.9	207.4	0	0	207.4
08/09/2015 07:00	395.4	369.7	0	0	369.7

	Unit 1 (Part 75 Data)	Unit 1 (Part 60 Data)	Unit 2 (Part 75 Data)	Unit 2 (Part 60 Data)	Units 1&2 Combined
	SO2_LbPerHr	SO2_P60_LbPerHr	SO2_LbPerHr	SO2_P60_LbPerHr	(Part 60 Data)
	1H	1H	1H	1H	
Time	Value	Value	Value	Value	
08/09/2015 08:00	456.1	425.6	0	0	425.6
08/09/2015 09:00	439.8	411.3	0	0	411.3
08/09/2015 10:00	632.4	591.2	0	0	591.2
08/09/2015 11:00	673.4	628.8	0	0	628.8
08/09/2015 12:00	764.5	713.9	0	0	713.9
08/09/2015 13:00	802.3	749.8	0	0	749.8
08/09/2015 14:00	688.1	643.8	0	0	643.8
08/09/2015 15:00	996.9	930.8	0	0	930.8
08/09/2015 16:00	718.1	670	0	0	670
08/09/2015 17:00	634.8	594.1	0	0	594.1
08/09/2015 18:00	842.4	786.8	0	0	786.8
08/09/2015 19:00	879.2	821.8	0	0	821.8
08/09/2015 20:00	1225	1145.3	0	0	1145.3
08/09/2015 21:00	686.3	642.1	0	0	642.1
08/09/2015 22:00	557.1	521	0	0	521
08/09/2015 23:00	363.5	339.5	0	0	339.5
08/10/2015 00:00	258.8	241.1	0	0	241.1
08/10/2015 01:00	267.3	249.9	0	0	249.9
08/10/2015 02:00	203.2	190	0	0	190
08/10/2015 03:00	262.7	245.4	0	0	245.4
08/10/2015 04:00	380.8	355.3	0	0	355.3
08/10/2015 05:00	385.2	359.7	0	0	359.7
08/10/2015 06:00	145.6	136.3	0	0	136.3
08/10/2015 07:00	260.6	243.1	0	0	243.1
08/10/2015 08:00	694.4	648.5	0	0	648.5
08/10/2015 09:00	708.6	661.6	0	0	661.6
08/10/2015 10:00	759.1	708.8	0	0	708.8
08/10/2015 11:00	1063.9	994.9	0	0	994.9
08/10/2015 12:00	711.9	665	0	0	665
08/10/2015 13:00	537.2	502.4	0	0	502.4
08/10/2015 14:00	852.1	795.7	0	0	795.7
08/10/2015 15:00	798.6	747.2	0	0	747.2
08/10/2015 16:00	860.9	804.6	0	0	804.6
08/10/2015 17:00	907.3	847.5	0	0	847.5
08/10/2015 18:00	760.4	711.1	0	0	711.1
08/10/2015 19:00	778.3	727.2	0	0	727.2
08/10/2015 20:00	826.8	772	0	0	772
08/10/2015 21:00	593.4	555	0	0	555
08/10/2015 22:00	420.6	392.4	0	0	392.4
08/10/2015 23:00	306.1	285.4	0	0	285.4
08/11/2015 00:00	290.3	271.9	0	0	271.9
08/11/2015 01:00	270.6	253.2	0	0	253.2
08/11/2015 02:00	300.8	280.9	0	0	280.9
08/11/2015 03:00	465.5	434.9	0	0	434.9
08/11/2015 04:00	503.4	470.4	0	0	470.4
08/11/2015 05:00	586.7	548	0	0	548
08/11/2015 06:00	574	535.8	0	0	535.8
08/11/2015 07:00	588.4	550.3	0	0	550.3
08/11/2015 08:00	679.8	635.2	0	0	635.2
08/11/2015 09:00	638.1	596.4	0	0	596.4
08/11/2015 10:00	838.3	783.1	0	0	783.1
08/11/2015 11:00	847.9	792	0	0	792
08/11/2015 12:00	493.6	461.5	0	0	461.5
08/11/2015 13:00	581.7	543	0	0	543
08/11/2015 14:00	489	456.8	0	0	456.8
08/11/2015 15:00	588	549.4	0	0	549.4
08/11/2015 16:00	616.2	576	0	0	576
08/11/2015 17:00	695.7	650.3	0	0	650.3
08/11/2015 18:00	504.7	471.8	0	0	471.8
08/11/2015 19:00	831.3	777.7	0	0	777.7
08/11/2015 20:00	844.7	789.3	0	0	789.3
08/11/2015 21:00	561.7	524.1	0	0	524.1
08/11/2015 22:00	505.3	472.5	0	0	472.5
08/11/2015 23:00	530	495.8	0	0	495.8
08/12/2015 00:00	395.9	370.2	0	0	370.2

	Unit 1 (Part 75 Data)	Unit 1 (Part 60 Data)	Unit 2 (Part 75 Data)	Unit 2 (Part 60 Data)	Units 1&2 Combined
	SO2_LbPerHr	SO2_P60_LbPerHr	SO2_LbPerHr	SO2_P60_LbPerHr	(Part 60 Data)
	1H	1H	1H	1H	
Time	Value	Value	Value	Value	
08/12/2015 01:00	446.3	417.2	0	0	417.2
08/12/2015 02:00	467.4	437	0	0	437
08/12/2015 03:00	492	460	0	0	460
08/12/2015 04:00	569.8	531.8	0	0	531.8
08/12/2015 05:00	538.7	504	0	0	504
08/12/2015 06:00	574.4	537.5	0	0	537.5
08/12/2015 07:00	721.1	674.6	0	0	674.6
08/12/2015 08:00	690.3	645.4	0	0	645.4
08/12/2015 09:00	803.7	751.7	0	0	751.7
08/12/2015 10:00	774.1	722.5	0	0	722.5
08/12/2015 11:00	788.6	736.8	0	0	736.8
08/12/2015 12:00	809.3	756.9	0	0	756.9
08/12/2015 13:00	834.9	780.4	0	0	780.4
08/12/2015 14:00	810.1	758.1	0	0	758.1
08/12/2015 15:00	739.9	692.1	0	0	692.1
08/12/2015 16:00	818.3	763.9	0	0	763.9
08/12/2015 17:00	785.5	733.3	5.3	4.3	737.6
08/12/2015 18:00	763	713.2	17.7	15.5	728.7
08/12/2015 19:00	836.3	781.1	7.1	6	787.1
08/12/2015 20:00	856.1	799.3	0	0	799.3
08/12/2015 21:00	773	721.4	0	0	721.4
08/12/2015 22:00	967.7	904.9	0	0	904.9
08/12/2015 23:00	868.5	810.9	0	0	810.9
08/13/2015 00:00	774.5	724.5	14.5	12.3	736.8
08/13/2015 01:00	808	755.2	5.5	4.5	759.7
08/13/2015 02:00	788.5	737.7	13.1	11.8	749.5
08/13/2015 03:00	790.1	737.5	117.3	102.1	839.6
08/13/2015 04:00	724.9	678	163.7	143.4	821.4
08/13/2015 05:00	796.9	744.1	343.1	300	1044.1
08/13/2015 06:00	698.7	652.4	298.4	260.3	912.7
08/13/2015 07:00	707.4	661.4	436.9	381.9	1043.3
08/13/2015 08:00	686.2	642	585.8	512.1	1154.1
08/13/2015 09:00	695.9	650.2	606	528.8	1179
08/13/2015 10:00	851.1	795.7	661.7	578.7	1374.4
08/13/2015 11:00	775.1	724.9	698.6	610.8	1335.7
08/13/2015 12:00	667	624	698	609.7	1233.7
08/13/2015 13:00	465.8	435.1	698.4	610.4	1045.5
08/13/2015 14:00	462.2	432.3	690.9	603.9	1036.2
08/13/2015 15:00	636.1	594.8	747.3	652.3	1247.1
08/13/2015 16:00	620.2	579.3	730	638	1217.3
08/13/2015 17:00	730.5	683.1	734.3	641.2	1324.3
08/13/2015 18:00	1073.2	1002.9	734.4	641	1643.9
08/13/2015 19:00	845.5	789.4	734.7	641.4	1430.8
08/13/2015 20:00	1039.9	971.6	717.4	626.3	1597.9
08/13/2015 21:00	744.4	695.5	740.6	646.9	1342.4
08/13/2015 22:00	705.1	659.6	722.2	630.8	1290.4
08/13/2015 23:00	439.9	410.8	633.4	553.4	964.2
08/14/2015 00:00	364.4	340.1	496.3	433.3	773.4
08/14/2015 01:00	372.7	348.6	616.3	538.8	887.4
08/14/2015 02:00	375.8	351.7	558.5	488.6	840.3
08/14/2015 03:00	431.5	403.1	607.9	530.8	933.9
08/14/2015 04:00	441.3	412.6	634.8	554.6	967.2
08/14/2015 05:00	618.3	578.1	678.3	592.7	1170.8
08/14/2015 06:00	301.3	281.5	402.1	351.5	633
08/14/2015 07:00	300	280.9	356.5	312.2	593.1
08/14/2015 08:00	401.1	375.2	344.2	301.5	676.7
08/14/2015 09:00	672.3	629.2	427.1	373.4	1002.6
08/14/2015 10:00	527.9	493.9	406.5	355.8	849.7
08/14/2015 11:00	113.6	106	385.9	337.8	443.8
08/14/2015 12:00	167.4	156.8	456.3	398.7	555.5
08/14/2015 13:00	215.1	200.5	476	416.5	617
08/14/2015 14:00	478.1	446.5	732.4	640.4	1086.9
08/14/2015 15:00	1923.1	1798	931.5	814.1	2612.1
08/14/2015 16:00	1601.8	1497.1	831.4	726.3	2223.4
08/14/2015 17:00	1409.2	1316.3	767.5	670	1986.3

	Unit 1 (Part 75 Data)	Unit 1 (Part 60 Data)	Unit 2 (Part 75 Data)	Unit 2 (Part 60 Data)	Units 1&2 Combined
	SO2_LbPerHr	SO2_P60_LbPerHr	SO2_LbPerHr	SO2_P60_LbPerHr	(Part 60 Data)
	1H	1H	1H	1H	
Time	Value	Value	Value	Value	
08/14/2015 18:00	1226.7	1147.2	797	696.6	1843.8
08/14/2015 19:00	1456.6	1360.8	786.5	686.5	2047.3
08/14/2015 20:00	2274.6	2126.3	765.6	668.4	2794.7
08/14/2015 21:00	1273	1189.6	787.7	688.2	1877.8
08/14/2015 22:00	970.3	906.4	581.1	507.1	1413.5
08/14/2015 23:00	761.4	712.1	632	552.2	1264.3
08/15/2015 00:00	846.9	791.1	585.6	511.3	1302.4
08/15/2015 01:00	696.2	650.5	519.4	454.4	1104.9
08/15/2015 02:00	493.4	460.5	581.3	507.9	968.4
08/15/2015 03:00	500.8	467.5	596	520.8	988.3
08/15/2015 04:00	437.3	408.5	596.7	521.7	930.2
08/15/2015 05:00	474.5	443.3	595.6	520.7	964
08/15/2015 06:00	474.7	443.3	630.7	551.7	995
08/15/2015 07:00	578	539.8	731.2	638.9	1178.7
08/15/2015 08:00	790.5	738.1	793.3	692.5	1430.6
08/15/2015 09:00	854.9	798.2	724.4	632.7	1430.9
08/15/2015 10:00	1009.3	943.6	898.7	785.6	1729.2
08/15/2015 11:00	1084.9	1014.2	895.3	782.9	1797.1
08/15/2015 12:00	1183.1	1106.1	839.3	732.6	1838.7
08/15/2015 13:00	959.9	896.8	845.4	738.2	1635
08/15/2015 14:00	1042.3	974	869.2	759.7	1733.7
08/15/2015 15:00	1207.4	1129	803.2	701.1	1830.1
08/15/2015 16:00	1223.5	1143.4	834.8	729.8	1873.2
08/15/2015 17:00	1265	1182.9	808.5	706.3	1889.2
08/15/2015 18:00	1439.6	1345.5	816.6	713.7	2059.2
08/15/2015 19:00	1450.5	1356	630.2	550.5	1906.5
08/15/2015 20:00	1402.4	1311.4	425.7	372.5	1683.9
08/15/2015 21:00	1315.6	1229.6	398.8	348	1577.6
08/15/2015 22:00	1001.7	936.6	496.6	434.1	1370.7
08/15/2015 23:00	740.7	692.7	562.6	492.1	1184.8
08/16/2015 00:00	602.4	562.8	560.7	490.5	1053.3
08/16/2015 01:00	432.3	404.5	552.2	482.3	886.8
08/16/2015 02:00	415.1	387.6	560.8	490.6	878.2
08/16/2015 03:00	447.4	418.5	563.9	492.2	910.7
08/16/2015 04:00	408.6	382.5	541.1	473.4	855.9
08/16/2015 05:00	402.8	376.8	551.1	481	857.8
08/16/2015 06:00	406.4	380.3	567.5	496.3	876.6
08/16/2015 07:00	589.7	551.4	705	616.7	1168.1
08/16/2015 08:00	852.2	795.8	659.3	575.6	1371.4
08/16/2015 09:00	873.1	815.4	665.3	580.7	1396.1
08/16/2015 10:00	1000.4	935.6	629.7	550.2	1485.8
08/16/2015 11:00	939.8	878.4	744.2	650.1	1528.5
08/16/2015 12:00	996.5	931.1	991.8	866.8	1797.9
08/16/2015 13:00	1444.6	1349.1	884.8	773.1	2122.2
08/16/2015 14:00	1562.8	1461	851.8	743.4	2204.4
08/16/2015 15:00	2040.9	1908.1	952.3	832.5	2740.6
08/16/2015 16:00	1377.8	1287.4	931.5	814.2	2101.6
08/16/2015 17:00	1647.2	1539.3	945.4	825.8	2365.1
08/16/2015 18:00	1932.5	1805.5	902.6	789	2594.5
08/16/2015 19:00	2069.8	1934.1	897.9	784.8	2718.9
08/16/2015 20:00	1964.8	1835.6	953	833.5	2669.1
08/16/2015 21:00	1422.1	1329	724.1	633.3	1962.3
08/16/2015 22:00	892.2	834.2	756.6	660.8	1495
08/16/2015 23:00	832.3	778.6	688.1	600.6	1379.2
08/17/2015 00:00	650.3	608.1	620.1	541.4	1149.5
08/17/2015 01:00	478.7	447	385.5	337.2	784.2
08/17/2015 02:00	449.7	420.6	431.2	377.2	797.8
08/17/2015 03:00	486	454.4	602.7	527.1	981.5
08/17/2015 04:00	449	419.8	621.3	542.6	962.4
08/17/2015 05:00	760	710.1	771.2	674.6	1384.7
08/17/2015 06:00	779.7	728.6	683	597.4	1326
08/17/2015 07:00	1003.6	937.7	303	264.9	1202.6
08/17/2015 08:00	1149.8	1074.9	717.4	626.7	1701.6
08/17/2015 09:00	1526.3	1426.3	1147.5	1003.1	2429.4
08/17/2015 10:00	1710.7	1598.7	900.7	787.8	2386.5

	Unit 1 (Part 75 Data)	Unit 1 (Part 60 Data)	Unit 2 (Part 75 Data)	Unit 2 (Part 60 Data)	Units 1&2 Combined
	SO2_LbPerHr	SO2_P60_LbPerHr	SO2_LbPerHr	SO2_P60_LbPerHr	(Part 60 Data)
	1H	1H	1H	1H	
Time	Value	Value	Value	Value	
08/17/2015 11:00	1448.8	1353.6	891.4	778.2	2131.8
08/17/2015 12:00	1671.3	1561.2	931.4	813.3	2374.5
08/17/2015 13:00	2223.8	2078.2	861.9	752.7	2830.9
08/17/2015 14:00	2187	2043.2	1011.2	883.1	2926.3
08/17/2015 15:00	2576.4	2408.3	991.4	865.9	3274.2
08/17/2015 16:00	2572.1	2404.4	1003.5	877.1	3281.5
08/17/2015 17:00	2541.5	2375.7	1028.1	898	3273.7
08/17/2015 18:00	2324.3	2171.9	901.5	788.1	2960
08/17/2015 19:00	1328.7	1241.2	762	665	1906.2
08/17/2015 20:00	1155.2	1080	864.7	755.2	1835.2
08/17/2015 21:00	1005.3	940.3	814	711.7	1652
08/17/2015 22:00	1019.3	951.8	630.9	551.2	1503
08/17/2015 23:00	893.9	834.9	644.2	562.5	1397.4
08/18/2015 00:00	839.5	784.7	608	531.9	1316.6
08/18/2015 01:00	786.7	735	573.6	501.9	1236.9
08/18/2015 02:00	681.3	637	622.2	543	1180
08/18/2015 03:00	751.4	702.3	661.2	577.7	1280
08/18/2015 04:00	510.3	476.5	716.2	625.1	1101.6
08/18/2015 05:00	646.4	604	736.2	642.6	1246.6
08/18/2015 06:00	646.5	604.7	757.9	661.7	1266.4
08/18/2015 07:00	628.7	588.3	674.4	588.7	1177
08/18/2015 08:00	765.9	716.6	980.1	856.4	1573
08/18/2015 09:00	954.8	892	935.6	818.1	1710.1
08/18/2015 10:00	689.9	644.2	846.7	740.3	1384.5
08/18/2015 11:00	1169	1092.1	922.1	806.6	1898.7
08/18/2015 12:00	1729.6	1615.6	883.2	772.1	2387.7
08/18/2015 13:00	1274.4	1191.2	425.6	371.4	1562.6
08/18/2015 14:00	1344.8	1257	433.7	379.6	1636.6
08/18/2015 15:00	1151.1	1076	859.7	751.8	1827.8
08/18/2015 16:00	1207.8	1129.4	1453.2	1270.2	2399.6
08/18/2015 17:00	577.5	539.7	1243.2	1086.3	1626
08/18/2015 18:00	564.7	527.8	944.2	825	1352.8
08/18/2015 19:00	681	636.3	831.6	726.4	1362.7
08/18/2015 20:00	495.9	463	816.6	713.5	1176.5
08/18/2015 21:00	720.2	673.6	742.8	648.5	1322.1
08/18/2015 22:00	761.9	711.8	726.5	634.6	1346.4
08/18/2015 23:00	767.6	717.9	576.9	504	1221.9
08/19/2015 00:00	666.5	622.5	667.2	583	1205.5
08/19/2015 01:00	794.1	742.7	1467.6	1283.1	2025.8
08/19/2015 02:00	745.8	697.5	1146.1	1002.1	1699.6
08/19/2015 03:00	722.1	675.2	736.4	643.3	1318.5
08/19/2015 04:00	862	804.9	704.1	614.7	1419.6
08/19/2015 05:00	914.7	854.5	761.6	665.6	1520.1
08/19/2015 06:00	957.4	895.7	707.4	618.9	1514.6
08/19/2015 07:00	1055.5	987.3	273.1	238.4	1225.7
08/19/2015 08:00	1229.3	1149.6	525	459.1	1608.7
08/19/2015 09:00	1495.9	1398.5	1299.7	1135.6	2534.1
08/19/2015 10:00	2469.7	2308.9	921.6	805.2	3114.1
08/19/2015 11:00	2238.3	2091.7	825.4	720.4	2812.1
08/19/2015 12:00	1633.7	1527.2	923.9	807.5	2334.7
08/19/2015 13:00	2072.5	1936.6	325.4	284.3	2220.9
08/19/2015 14:00	2105	1967.8	246.2	215	2182.8
08/19/2015 15:00	1814.4	1695.6	468.8	409.3	2104.9
08/19/2015 16:00	2345.1	2192.2	0	0	2192.2
08/19/2015 17:00	2070.6	1934.1	0	0	1934.1
08/19/2015 18:00	1521.3	1421	0	0	1421
08/19/2015 19:00	1755.5	1640.2	0	0	1640.2
08/19/2015 20:00	1720.8	1608.2	0	0	1608.2
08/19/2015 21:00	1159.4	1083.7	4.7	3.8	1087.5
08/19/2015 22:00	1356.8	1267.7	11.1	10.1	1277.8
08/19/2015 23:00	1478.6	1382.6	13.6	11.6	1394.2
08/20/2015 00:00	1204.1	1124.6	97.1	84.9	1209.5
08/20/2015 01:00	1178.6	1101.8	34.7	30.6	1132.4
08/20/2015 02:00	1077.7	1006.9	39	33.9	1040.8
08/20/2015 03:00	1119.5	1046.5	35.2	31	1077.5

	Unit 1 (Part 75 Data)	Unit 1 (Part 60 Data)	Unit 2 (Part 75 Data)	Unit 2 (Part 60 Data)	Units 1&2 Combined
	SO2_LbPerHr	SO2_P60_LbPerHr	SO2_LbPerHr	SO2_P60_LbPerHr	(Part 60 Data)
	1H	1H	1H	1H	
Time	Value	Value	Value	Value	
08/20/2015 04:00	1066.7	997.2	34.3	29.7	1026.9
08/20/2015 05:00	1208.1	1128.3	229.5	200.4	1328.7
08/20/2015 06:00	1040.6	973	619.9	541.7	1514.7
08/20/2015 07:00	1237.3	1156.1	725	632.9	1789
08/20/2015 08:00	1136.3	1062.8	841	735.2	1798
08/20/2015 09:00	1096.6	1024	589.5	515.8	1539.8
08/20/2015 10:00	1108.1	1035.7	873.8	763.7	1799.4
08/20/2015 11:00	1008.2	942.2	1682.8	1470.9	2413.1
08/20/2015 12:00	1229.4	1149.1	1611.9	1409.1	2558.2
08/20/2015 13:00	1063.6	994.1	1351.7	1181.5	2175.6
08/20/2015 14:00	945.3	883.9	1205.3	1052.6	1936.5
08/20/2015 15:00	1435.2	1341.2	1094.5	956.4	2297.6
08/20/2015 16:00	1809.9	1691.9	1310.7	1146.3	2838.2
08/20/2015 17:00	1313.4	1228.1	1431.8	1250.5	2478.6
08/20/2015 18:00	1029.1	961.1	866.7	757.7	1718.8
08/20/2015 19:00	978.2	913.9	667.3	582.3	1496.2
08/20/2015 20:00	913.7	853.1	582	508.4	1361.5
08/20/2015 21:00	837.4	783.3	673.8	588.9	1372.2
08/20/2015 22:00	821.9	768.8	663.1	579.5	1348.3
08/20/2015 23:00	725.9	678.6	624.1	545	1223.6
08/21/2015 00:00	743.6	695.4	611.4	534.3	1229.7
08/21/2015 01:00	384.3	359	460.3	402	761
08/21/2015 02:00	269.9	252.6	578.1	505	757.6
08/21/2015 03:00	182	170.6	497.1	434.5	605.1
08/21/2015 04:00	214.1	200.1	551.9	482.2	682.3
08/21/2015 05:00	336.8	314.7	664.8	580.9	895.6
08/21/2015 06:00	331	308.7	565	493.7	802.4
08/21/2015 07:00	319.8	299.2	708.8	619.9	919.1
08/21/2015 08:00	308.1	287.5	689.8	602.5	890
08/21/2015 09:00	460	429.1	783	684.9	1114
08/21/2015 10:00	456.2	426.4	785.9	686.2	1112.6
08/21/2015 11:00	514.9	480.8	843.3	737.4	1218.2
08/21/2015 12:00	456	425.3	594.1	518.4	943.7
08/21/2015 13:00	506.1	473	536.6	468.2	941.2
08/21/2015 14:00	577.2	539.2	721.1	629.9	1169.1
08/21/2015 15:00	548.8	513.8	615.3	538	1051.8
08/21/2015 16:00	407.5	380.4	632.4	553.2	933.6
08/21/2015 17:00	332.9	310.7	637.7	556.6	867.3
08/21/2015 18:00	464.9	435.2	632	552.4	987.6
08/21/2015 19:00	489.2	457.9	628.4	548.9	1006.8
08/21/2015 20:00	423.8	396	646.2	565.2	961.2
08/21/2015 21:00	423.6	395.4	623.5	544.8	940.2
08/21/2015 22:00	291.1	271.7	604.4	528.8	800.5
08/21/2015 23:00	199	186.2	459.6	401.2	587.4
08/22/2015 00:00	120.2	112.8	566.5	494.7	607.5
08/22/2015 01:00	93.5	87.9	527.9	460.7	548.6
08/22/2015 02:00	96	90.3	664	580.5	670.8
08/22/2015 03:00	134.4	125.9	688.3	600.8	726.7
08/22/2015 04:00	100.4	93.3	684.7	598.9	692.2
08/22/2015 05:00	96.3	90.7	695.7	608.2	698.9
08/22/2015 06:00	93.7	88	669.8	584.9	672.9
08/22/2015 07:00	133	123.9	757.9	662.4	786.3
08/22/2015 08:00	89.9	83.4	744.7	650.1	733.5
08/22/2015 09:00	227.5	212.1	733.3	641.3	853.4
08/22/2015 10:00	233.1	217.6	832.4	727.2	944.8
08/22/2015 11:00	280.1	262.4	766.6	669.8	932.2
08/22/2015 12:00	287.3	268.1	772.4	674.3	942.4
08/22/2015 13:00	440.3	410.8	864.3	755.2	1166
08/22/2015 14:00	455.8	425.9	761	665.3	1091.2
08/22/2015 15:00	512.6	478.5	804.4	703.1	1181.6
08/22/2015 16:00	461.2	431.1	824.1	719.4	1150.5
08/22/2015 17:00	549.6	513	899.5	785.2	1298.2
08/22/2015 18:00	434.4	406.7	651.5	569.8	976.5
08/22/2015 19:00	444.1	414.8	823.3	719	1133.8
08/22/2015 20:00	389.2	364.3	737.6	644.2	1008.5

	Unit 1 (Part 75 Data)	Unit 1 (Part 60 Data)	Unit 2 (Part 75 Data)	Unit 2 (Part 60 Data)	Units 1&2 Combined
	SO2_LbPerHr	SO2_P60_LbPerHr	SO2_LbPerHr	SO2_P60_LbPerHr	(Part 60 Data)
	1H	1H	1H	1H	
Time	Value	Value	Value	Value	
08/22/2015 21:00	415.1	387.4	599.5	523.3	910.7
08/22/2015 22:00	319.2	298.3	708.3	618.6	916.9
08/22/2015 23:00	132.6	123.9	659.3	575.7	699.6
08/23/2015 00:00	137.5	129	631.7	552.1	681.1
08/23/2015 01:00	138.3	129.8	516	451.5	581.3
08/23/2015 02:00	133.8	125.4	570.9	499.4	624.8
08/23/2015 03:00	163.6	152.3	601.9	525.5	677.8
08/23/2015 04:00	112.9	105.8	577.2	504.2	610
08/23/2015 05:00	112.8	105.8	603.3	526.7	632.5
08/23/2015 06:00	115.6	108.5	625.7	547.1	655.6
08/23/2015 07:00	134.6	125.9	607.6	531.2	657.1
08/23/2015 08:00	131.2	122.5	609.8	533.1	655.6
08/23/2015 09:00	128.5	119.6	651.5	569.8	689.4
08/23/2015 10:00	248.5	231.5	691.6	604.5	836
08/23/2015 11:00	302.8	283.3	671.4	587.4	870.7
08/23/2015 12:00	479.9	447.9	833.5	727.9	1175.8
08/23/2015 13:00	503	470.5	726.4	635.2	1105.7
08/23/2015 14:00	550.8	514.5	876.5	765.7	1280.2
08/23/2015 15:00	480.2	448.2	873.5	763.8	1212
08/23/2015 16:00	495.8	463.4	896.6	784	1247.4
08/23/2015 17:00	340.6	318.5	826.5	722	1040.5
08/23/2015 18:00	691	646.2	708.9	619.4	1265.6
08/23/2015 19:00	1419.2	1327.1	916	801.1	2128.2
08/23/2015 20:00	2695.7	2520.2	721.2	630	3150.2
08/23/2015 21:00	1784.2	1667.8	394.7	345.5	2013.3
08/23/2015 22:00	1112.5	1039.4	509.7	445.3	1484.7
08/23/2015 23:00	697.7	651.6	533	465.2	1116.8
08/24/2015 00:00	432.2	404.3	539.7	471	875.3
08/24/2015 01:00	439.7	410.7	550.8	480.7	891.4
08/24/2015 02:00	511.2	477.8	553.1	482.8	960.6
08/24/2015 03:00	318.8	298.4	550.8	480.7	779.1
08/24/2015 04:00	269.2	250.9	580.6	507.9	758.8
08/24/2015 05:00	422.4	394.2	634.6	554.5	948.7
08/24/2015 06:00	377.7	352.3	627.4	547.7	900
08/24/2015 07:00	397.2	370.8	1052.6	920.5	1291.3
08/24/2015 08:00	438.6	409.2	1304.8	1139.5	1548.7
08/24/2015 09:00	593.5	554.7	814.3	711.3	1266
08/24/2015 10:00	683.7	639.1	818.3	715	1354.1
08/24/2015 11:00	740.8	691.9	881.7	770.8	1462.7
08/24/2015 12:00	811.8	758.1	906.3	792.2	1550.3
08/24/2015 13:00	808.8	808.8	1007	879.5	1688.3
08/24/2015 14:00	701.8	701.8	1071.4	935.4	1637.2
08/24/2015 15:00	574	574	891.4	779.1	1353.1
08/24/2015 16:00	683.9	683.9	759.8	664.1	1348
08/24/2015 17:00	786.5	734.5	634.6	554.2	1288.7
08/24/2015 18:00	679	634.8	774.2	676.9	1311.7
08/24/2015 19:00	558	522.3	431.3	376.3	898.6
08/24/2015 20:00	589.3	551	718.6	628.3	1179.3
08/24/2015 21:00	516.2	482	1233.3	1078.2	1560.2
08/24/2015 22:00	383.9	358.6	1021.7	893.4	1252
08/24/2015 23:00	334.4	312.7	710	620.9	933.6
08/25/2015 00:00	202.7	190.1	547.1	478	668.1
08/25/2015 01:00	112.9	105.7	528.4	461.5	567.2
08/25/2015 02:00	108	100.8	519.2	454.3	555.1
08/25/2015 03:00	150.7	140.6	471.4	412.5	553.1
08/25/2015 04:00	158	147.5	578.6	505.4	652.9
08/25/2015 05:00	227.8	213.3	881.3	770.3	983.6
08/25/2015 06:00	350.1	327.8	632.5	552.4	880.2
08/25/2015 07:00	371.7	347	1444.9	1263.5	1610.5
08/25/2015 08:00	1882.2	1758.4	1543.8	1350	3108.4
08/25/2015 09:00	15747.5	14718	1268.3	1109.1	15827.1
08/25/2015 10:00	443.7	414.8	1365.3	1192.5	1607.3
08/25/2015 11:00	372.1	348.1	1219.6	1065.9	1414
08/25/2015 12:00	436.7	407.4	846.7	740.5	1147.9
08/25/2015 13:00	451	421.7	1061.7	928	1349.7

	Unit 1 (Part 75 Data)	Unit 1 (Part 60 Data)	Unit 2 (Part 75 Data)	Unit 2 (Part 60 Data)	Units 1&2 Combined
	SO2_LbPerHr	SO2_P60_LbPerHr	SO2_LbPerHr	SO2_P60_LbPerHr	(Part 60 Data)
	1H	1H	1H	1H	
Time	Value	Value	Value	Value	
08/25/2015 14:00	464.1	433.5	1129.6	986.8	1420.3
08/25/2015 15:00	429.5	401.1	830.1	725.5	1126.6
08/25/2015 16:00	500.8	467.7	1251.8	1094.8	1562.5
08/25/2015 17:00	382	357.8	865.6	756.2	1114
08/25/2015 18:00	314.4	294.6	679.1	593.4	888
08/25/2015 19:00	407.9	381.7	989.6	865.2	1246.9
08/25/2015 20:00	380.5	355.8	888.8	776.3	1132.1
08/25/2015 21:00	298.3	278.6	430.5	375.7	654.3
08/25/2015 22:00	165.2	154.3	283.9	247.6	401.9
08/25/2015 23:00	99.6	93.7	331.4	289.4	383.1
08/26/2015 00:00	128.8	119.9	598.3	523	642.9
08/26/2015 01:00	100.3	93.2	509.2	444.4	537.6
08/26/2015 02:00	94.7	88.9	410.1	358.3	447.2
08/26/2015 03:00	113.8	106.6	427.9	374.4	481
08/26/2015 04:00	145.8	136.7	458.2	400.2	536.9
08/26/2015 05:00	257.3	240.1	615.5	537.5	777.6
08/26/2015 06:00	237.5	221.9	429.4	375.6	597.5
08/26/2015 07:00	298.6	279.4	572.1	500.2	779.6
08/26/2015 08:00	293.4	273.9	553.7	484.2	758.1
08/26/2015 09:00	345.3	321.9	546.1	476.5	798.4
08/26/2015 10:00	346.6	323.4	481.3	421.1	744.5
08/26/2015 11:00	408.5	382	499.3	437	819
08/26/2015 12:00	379.4	354.6	555.1	485.4	840
08/26/2015 13:00	361.7	338.8	539.7	471.1	809.9
08/26/2015 14:00	369.4	344.4	524.2	457.7	802.1
08/26/2015 15:00	349.8	326.4	578	505.6	832
08/26/2015 16:00	272.7	255.1	477.6	418	673.1
08/26/2015 17:00	321.5	299.8	570.9	498.4	798.2
08/26/2015 18:00	289.4	269.9	639.3	558.4	828.3
08/26/2015 19:00	464.7	434.6	792.4	692.6	1127.2
08/26/2015 20:00	431.3	402.5	585.8	511.4	913.9
08/26/2015 21:00	307.9	288.4	338.8	295.7	584.1
08/26/2015 22:00	222.6	208.1	332.8	290.4	498.5
08/26/2015 23:00	118.6	111.3	470.9	411.5	522.8
08/27/2015 00:00	126.4	117.8	486.1	424.9	542.7
08/27/2015 01:00	126.8	118.1	365	319.2	437.3
08/27/2015 02:00	132.8	124.1	321.7	280.9	405
08/27/2015 03:00	138.7	130	408.2	357	487
08/27/2015 04:00	140.1	131.2	668.3	584.5	715.7
08/27/2015 05:00	302.2	281.9	1035.1	904.2	1186.1
08/27/2015 06:00	291.9	272.6	873.4	763.8	1036.4
08/27/2015 07:00	313.9	292.7	622	543.6	836.3
08/27/2015 08:00	306.6	286.7	786.1	687.6	974.3
08/27/2015 09:00	264.7	264.7	877.6	766.8	1031.5
08/27/2015 10:00	374.2	350.4	744.2	650.8	1001.2
08/27/2015 11:00	832.7	777.6	663.1	579.4	1357
08/27/2015 12:00	437.9	408.5	677.8	592.1	1000.6
08/27/2015 13:00	351.1	327.4	702.5	614.3	941.7
08/27/2015 14:00	334.6	312.8	600.1	524.7	837.5
08/27/2015 15:00	300.7	280.5	503.5	439.9	720.4
08/27/2015 16:00	239.7	223.2	394.3	344.3	567.5
08/27/2015 17:00	150.8	141.7	378.1	330.6	472.3
08/27/2015 18:00	119.5	112.2	638.9	557.9	670.1
08/27/2015 19:00	229.4	214.6	819.7	715.5	930.1
08/27/2015 20:00	319.8	299.7	670.2	585.3	885
08/27/2015 21:00	312	292.4	276.3	241.8	534.2
08/27/2015 22:00	337.9	316.6	146.2	128.2	444.8
08/27/2015 23:00	239.8	224.5	0	0	224.5
08/28/2015 00:00	167.1	155.8	0	0	155.8
08/28/2015 01:00	87.2	81.2	0	0	81.2
08/28/2015 02:00	92.3	86.4	0	0	86.4
08/28/2015 03:00	105.3	98	0	0	98
08/28/2015 04:00	100.9	94.8	0	0	94.8
08/28/2015 05:00	154.2	144.3	0	0	144.3
08/28/2015 06:00	223.3	209.5	0	0	209.5

	Unit 1 (Part 75 Data)	Unit 1 (Part 60 Data)	Unit 2 (Part 75 Data)	Unit 2 (Part 60 Data)	Units 1&2 Combined
	SO2_LbPerHr	SO2_P60_LbPerHr	SO2_LbPerHr	SO2_P60_LbPerHr	(Part 60 Data)
	1H	1H	1H	1H	
Time	Value	Value	Value	Value	
08/28/2015 07:00	242.4	226.5	0	0	226.5
08/28/2015 08:00	235.1	219.1	0	0	219.1
08/28/2015 09:00	261.2	244.7	0	0	244.7
08/28/2015 10:00	257.2	257.2	0	0	257.2
08/28/2015 11:00	286.1	286.1	0	0	286.1
08/28/2015 12:00	260.9	260.9	0	0	260.9
08/28/2015 13:00	1063.4	994.4	0	0	994.4
08/28/2015 14:00	574.9	537.7	0	0	537.7
08/28/2015 15:00	582.7	545	0	0	545
08/28/2015 16:00	739.4	690.1	0	0	690.1
08/28/2015 17:00	552.1	516.2	0	0	516.2
08/28/2015 18:00	625.1	584.5	0	0	584.5
08/28/2015 19:00	424.9	396.3	0	0	396.3
08/28/2015 20:00	274.4	256.3	0	0	256.3
08/28/2015 21:00	333.4	311.6	0	0	311.6
08/28/2015 22:00	237.9	222	0	0	222
08/28/2015 23:00	452	422.2	0	0	422.2
08/29/2015 00:00	667	623.3	0	0	623.3
08/29/2015 01:00	670.4	626.7	8.9	7.9	634.6
08/29/2015 02:00	720.6	672.6	26.2	23.1	695.7
08/29/2015 03:00	737.1	689.2	39	33.8	723
08/29/2015 04:00	699.3	653.8	35.6	31.4	685.2
08/29/2015 05:00	653.8	610.4	82.4	71.9	682.3
08/29/2015 06:00	632.4	590.9	275.7	240.9	831.8
08/29/2015 07:00	580.7	543.6	176.3	153.8	697.4
08/29/2015 08:00	560.9	523.7	101.1	88.6	612.3
08/29/2015 09:00	373.8	349.4	0	0	349.4
08/29/2015 10:00	648.3	606.7	0	0	606.7
08/29/2015 11:00	661.8	619.4	0	0	619.4
08/29/2015 12:00	407.4	381	0	0	381
08/29/2015 13:00	311	290	0	0	290
08/29/2015 14:00	310.1	289	0	0	289
08/29/2015 15:00	258	242.1	0	0	242.1
08/29/2015 16:00	455.2	425.2	0	0	425.2
08/29/2015 17:00	583.8	546.2	0	0	546.2
08/29/2015 18:00	347.7	324.9	0	0	324.9
08/29/2015 19:00	577.6	540.3	0	0	540.3
08/29/2015 20:00	590	552.2	0	0	552.2
08/29/2015 21:00	492.3	459.5	0	0	459.5
08/29/2015 22:00	265.7	248.4	0	0	248.4
08/29/2015 23:00	124	116.2	0	0	116.2
08/30/2015 00:00	167.6	156.3	0	0	156.3
08/30/2015 01:00	200	186.8	0	0	186.8
08/30/2015 02:00	98.3	92.1	0	0	92.1
08/30/2015 03:00	102.1	96	0	0	96
08/30/2015 04:00	82.4	76.3	0	0	76.3
08/30/2015 05:00	73.8	69.1	0	0	69.1
08/30/2015 06:00	240.3	223.9	0	0	223.9
08/30/2015 07:00	579	541.1	0	0	541.1
08/30/2015 08:00	616.5	575.7	0	0	575.7
08/30/2015 09:00	657.2	614	0	0	614
08/30/2015 10:00	681	635.5	21.3	19	654.5
08/30/2015 11:00	838.9	784.8	21.3	18.9	803.7
08/30/2015 12:00	999	933.1	49.4	42.9	976
08/30/2015 13:00	732.5	684.6	73.5	64.5	749.1
08/30/2015 14:00	562.2	525.7	93.1	81.4	607.1
08/30/2015 15:00	528.4	493.9	91.5	80	573.9
08/30/2015 16:00	530.4	494.9	20	17.8	512.7
08/30/2015 17:00	635.1	594	31.2	27.4	621.4
08/30/2015 18:00	2087.7	1951.6	166	145	2096.6
08/30/2015 19:00	1130.6	1056.3	223.4	194.9	1251.2
08/30/2015 20:00	679.2	634	293.2	256.2	890.2
08/30/2015 21:00	652.7	610.8	700.1	611.2	1222
08/30/2015 22:00	582.7	544	424.9	371.1	915.1
08/30/2015 23:00	200.5	187	357.2	311.6	498.6

	Unit 1 (Part 75 Data)	Unit 1 (Part 60 Data)	Unit 2 (Part 75 Data)	Unit 2 (Part 60 Data)	Units 1&2 Combined
	SO2_LbPerHr	SO2_P60_LbPerHr	SO2_LbPerHr	SO2_P60_LbPerHr	(Part 60 Data)
	1H	1H	1H	1H	
Time	Value	Value	Value	Value	
08/31/2015 00:00	80.1	75.4	284.6	248.6	324
08/31/2015 01:00	92.8	86.7	263	229.2	315.9
08/31/2015 02:00	100.5	94.4	269.1	235	329.4
08/31/2015 03:00	130	120.9	298.8	260.9	381.8
08/31/2015 04:00	129	121.2	315.3	275	396.2
08/31/2015 05:00	291.2	271.6	570.8	499.4	771
08/31/2015 06:00	261.2	244.8	477.7	418.1	662.9
08/31/2015 07:00	293.3	274.6	554.4	483.7	758.3
08/31/2015 08:00	337.5	316.3	622.3	544.1	860.4
08/31/2015 09:00	388.5	363.4	757.2	661.3	1024.7
08/31/2015 10:00	555.5	518.6	929.5	811.4	1330
08/31/2015 11:00	1111.8	1039.7	1318	1151.8	2191.5
08/31/2015 12:00	707.3	661	1310.7	1144.9	1805.9
08/31/2015 13:00	1061.4	992.5	1218.3	1065.1	2057.6
08/31/2015 14:00	440.6	411.7	1322.1	1156.2	1567.9
08/31/2015 15:00	679.6	634.9	1487.2	1299.9	1934.8
08/31/2015 16:00	768.1	717.6	1818.3	1588.2	2305.8
08/31/2015 17:00	688.5	643.6	1645.4	1437.3	2080.9
08/31/2015 18:00	696.9	650.5	1087	950	1600.5
08/31/2015 19:00	832.2	778.6	915.8	800	1578.6
08/31/2015 20:00	690.4	645	1049.2	916.4	1561.4
08/31/2015 21:00	550.9	515.7	1201.7	1051	1566.7
08/31/2015 22:00	333.2	311.4	988	863.5	1174.9
08/31/2015 23:00	304.9	284.2	708.6	618.9	903.1
09/01/2015 00:00	147.7	138.3	489.5	427.5	565.8
09/01/2015 01:00	135.3	126.2	495.1	432.2	558.4
09/01/2015 02:00	139.3	130.2	482.3	421.2	551.4
09/01/2015 03:00	148.4	139.3	530.2	463.4	602.7
09/01/2015 04:00	200.1	187.1	776.8	678.8	865.9
09/01/2015 05:00	377.1	351.8	1092.2	954.5	1306.3
09/01/2015 06:00	317.1	295.6	921.9	805.2	1100.8
09/01/2015 07:00	313.9	294.2	1018.6	890.9	1185.1
09/01/2015 08:00	333.9	312.2	1156.2	1010.8	1323
09/01/2015 09:00	283.6	265.3	1032.4	901.8	1167.1
09/01/2015 10:00	726.4	678.1	1078	942.7	1620.8
09/01/2015 11:00	699.6	654.1	1228.2	1073.6	1727.7
09/01/2015 12:00	788	736.8	844.3	737.8	1474.6
09/01/2015 13:00	788.1	736.2	798.8	697.2	1433.4
09/01/2015 14:00	670.6	626.6	818.2	714.2	1340.8
09/01/2015 15:00	708.7	662.1	733	640.9	1303
09/01/2015 16:00	655.8	613	327.8	287	900
09/01/2015 17:00	585.4	546.5	114.4	99.4	645.9
09/01/2015 18:00	492.4	460.6	44.3	39.1	499.7
09/01/2015 19:00	426.9	399	44.6	39.4	438.4
09/01/2015 20:00	419	392.5	84	74.1	466.6
09/01/2015 21:00	317	295.6	112.6	99	394.6
09/01/2015 22:00	163.9	152.9	125.1	109.7	262.6
09/01/2015 23:00	101.7	95	139.1	121	216
09/02/2015 00:00	168.5	158.2	226.8	198	356.2
09/02/2015 01:00	102.7	96.5	231.2	201.7	298.2
09/02/2015 02:00	94.6	88.5	192.9	168.9	257.4
09/02/2015 03:00	103.7	97.6	292.8	255.3	352.9
09/02/2015 04:00	210.7	196.8	744.5	650.7	847.5
09/02/2015 05:00	286.8	267.9	721.7	630.8	898.7
09/02/2015 06:00	652.7	609.4	187.3	164	773.4
09/02/2015 07:00	717.5	669.5	151.6	132.4	801.9
09/02/2015 08:00	643.2	602	173.7	151.2	753.2
09/02/2015 09:00	701.4	655.5	243.6	212.6	868.1
09/02/2015 10:00	744	695.8	269.1	234.8	930.6
09/02/2015 11:00	752	702.1	302	263.3	965.4
09/02/2015 12:00	738.4	689.5	331	289.1	978.6
09/02/2015 13:00	722.2	675.2	330.1	288.2	963.4
09/02/2015 14:00	698.7	653.8	295.2	258.4	912.2
09/02/2015 15:00	728.7	681.3	346.6	303.1	984.4
09/02/2015 16:00	682.6	638.1	583.9	510	1148.1

	Unit 1 (Part 75 Data)	Unit 1 (Part 60 Data)	Unit 2 (Part 75 Data)	Unit 2 (Part 60 Data)	Units 1&2 Combined
	SO2_LbPerHr	SO2_P60_LbPerHr	SO2_LbPerHr	SO2_P60_LbPerHr	(Part 60 Data)
	1H	1H	1H	1H	
Time	Value	Value	Value	Value	
09/02/2015 17:00	715	667.3	1052.8	919.3	1586.6
09/02/2015 18:00	754.2	704	868	757.8	1461.8
09/02/2015 19:00	765.7	715.2	762.3	666.3	1381.5
09/02/2015 20:00	989.1	923.5	480.8	420.7	1344.2
09/02/2015 21:00	941.1	879	419.8	366.4	1245.4
09/02/2015 22:00	435.7	406.9	464.4	406.1	813
09/02/2015 23:00	376.7	351.7	481.8	421.6	773.3
09/03/2015 00:00	231	215.8	384.4	336.5	552.3
09/03/2015 01:00	208.3	195.2	406.4	355.4	550.6
09/03/2015 02:00	144.4	135.1	318.2	278.1	413.2
09/03/2015 03:00	180.6	168.1	344.7	301.4	469.5
09/03/2015 04:00	344.7	322.1	489.1	426.9	749
09/03/2015 05:00	530.6	495.9	559.7	489	984.9
09/03/2015 06:00	504.9	471.6	925.9	808.4	1280
09/03/2015 07:00	482.8	451	1097.5	958.2	1409.2
09/03/2015 08:00	650	607.8	1128.3	985.9	1593.7
09/03/2015 09:00	635.9	593.5	1075.2	940.1	1533.6
09/03/2015 10:00	760	709.8	818.9	715.1	1424.9
09/03/2015 11:00	673.3	629.5	733.3	640.4	1269.9
09/03/2015 12:00	643.6	602.1	867	758.2	1360.3
09/03/2015 13:00	586.3	548.4	854.6	746.4	1294.8
09/03/2015 14:00	733.7	686.3	880.2	769.1	1455.4
09/03/2015 15:00	756.7	708	853.2	745.1	1453.1
09/03/2015 16:00	781.4	730.8	890.3	777.1	1507.9
09/03/2015 17:00	786	734.3	900.8	787.1	1521.4
09/03/2015 18:00	784.5	733.2	881.2	769.3	1502.5
09/03/2015 19:00	790.1	738	890.4	778.6	1516.6
09/03/2015 20:00	773.9	723.5	899.7	786.2	1509.7
09/03/2015 21:00	762.5	711.9	603.7	527	1238.9
09/03/2015 22:00	699.1	654.1	763.6	666.8	1320.9
09/03/2015 23:00	618.8	578.5	670.7	586.5	1165
09/04/2015 00:00	373.9	349.6	672.5	587.8	937.4
09/04/2015 01:00	203.6	190.2	603.1	527	717.2
09/04/2015 02:00	120	112.2	512.8	448.6	560.8
09/04/2015 03:00	179.4	168	651.6	569.1	737.1
09/04/2015 04:00	321.5	300.1	747.7	653.6	953.7
09/04/2015 05:00	570.2	533.5	802.7	701	1234.5
09/04/2015 06:00	442	413.7	618.5	539.8	953.5
09/04/2015 07:00	503.2	470.2	894.4	780.9	1251.1
09/04/2015 08:00	488.4	456.9	866.2	756.3	1213.2
09/04/2015 09:00	637	595.3	886.5	774.8	1370.1
09/04/2015 10:00	1019.1	953	958.3	837.1	1790.1
09/04/2015 11:00	940.4	878.2	869.5	759.2	1637.4
09/04/2015 12:00	861.9	805.2	933.3	814.7	1619.9
09/04/2015 13:00	883.3	825.2	952.9	832.1	1657.3
09/04/2015 14:00	851.7	795.3	934.4	816.9	1612.2
09/04/2015 15:00	845.7	789.8	943.5	825.2	1615
09/04/2015 16:00	837.7	782.5	929.9	812.2	1594.7
09/04/2015 17:00	858.4	802.2	944.9	826	1628.2
09/04/2015 18:00	834.4	780.3	764.9	668.6	1448.9
09/04/2015 19:00	925.8	865.1	1852.9	1619.5	2484.6
09/04/2015 20:00	887.9	829	1136.3	993.3	1822.3
09/04/2015 21:00	836	782.2	562.8	491.8	1274
09/04/2015 22:00	709.1	662.6	654.2	571.8	1234.4
09/04/2015 23:00	615.2	574.3	667.2	582.5	1156.8
09/05/2015 00:00	613.1	572.5	648.7	567.1	1139.6
09/05/2015 01:00	665.2	621	627.2	548	1169
09/05/2015 02:00	607.8	567.9	621.3	542.7	1110.6
09/05/2015 03:00	635.2	593	611.7	534.2	1127.2
09/05/2015 04:00	362.4	339.4	530.5	463.3	802.7
09/05/2015 05:00	173.8	161.9	538.3	470	631.9
09/05/2015 06:00	176.4	164.5	540.1	471.9	636.4
09/05/2015 07:00	271.3	253.2	543.8	475.6	728.8
09/05/2015 08:00	402.9	375.8	547.1	478.5	854.3
09/05/2015 09:00	620.8	580.4	558.5	488	1068.4

	Unit 1 (Part 75 Data)	Unit 1 (Part 60 Data)	Unit 2 (Part 75 Data)	Unit 2 (Part 60 Data)	Units 1&2 Combined
	SO2_LbPerHr	SO2_P60_LbPerHr	SO2_LbPerHr	SO2_P60_LbPerHr	(Part 60 Data)
	1H	1H	1H	1H	
Time	Value	Value	Value	Value	
09/05/2015 10:00	863.9	808.2	558.8	488.2	1296.4
09/05/2015 11:00	917.2	856.2	559.3	488.9	1345.1
09/05/2015 12:00	1039.9	970.9	567.4	495.2	1466.1
09/05/2015 13:00	721.2	674.4	570.1	498	1172.4
09/05/2015 14:00	868	811.6	734	641.8	1453.4
09/05/2015 15:00	913.7	853.5	769.2	672.8	1526.3
09/05/2015 16:00	1102.5	1030.3	784.4	685.2	1715.5
09/05/2015 17:00	1155.6	1080.9	771.1	674.5	1755.4
09/05/2015 18:00	1068.4	998.4	790.8	691.4	1689.8
09/05/2015 19:00	1130.7	1057.8	753.5	658.8	1716.6
09/05/2015 20:00	900	840.6	743.1	648.9	1489.5
09/05/2015 21:00	893.6	835.1	747	652.4	1487.5
09/05/2015 22:00	712.8	665.8	569.8	498.4	1164.2
09/05/2015 23:00	611.7	571.8	588.1	513.4	1085.2
09/06/2015 00:00	142.4	132.7	486.4	424.6	557.3
09/06/2015 01:00	96.2	90	208.4	181.9	271.9
09/06/2015 02:00	94.3	88.1	462.3	403.8	491.9
09/06/2015 03:00	114.4	106.7	572.5	499.8	606.5
09/06/2015 04:00	97.4	91.2	516.6	450.9	542.1
09/06/2015 05:00	87.8	81.7	526	459.8	541.5
09/06/2015 06:00	112.5	104.8	518.9	453.1	557.9
09/06/2015 07:00	165.7	154.5	382.5	333.9	488.4
09/06/2015 08:00	405.2	377.9	796.8	696.3	1074.2
09/06/2015 09:00	572.6	535.7	700.4	612	1147.7
09/06/2015 10:00	712.6	665.4	693.5	605.3	1270.7
09/06/2015 11:00	719	671.3	665.8	581.5	1252.8
09/06/2015 12:00	722.5	675.2	676.1	591.3	1266.5
09/06/2015 13:00	827.8	773.7	570	497.3	1271
09/06/2015 14:00	740.8	692.7	729.9	638.5	1331.2
09/06/2015 15:00	542.8	507.8	650	568	1075.8
09/06/2015 16:00	635.4	594	649.3	567.3	1161.3
09/06/2015 17:00	648.7	606.6	663.1	578.7	1185.3
09/06/2015 18:00	773.3	722.6	651.6	569.7	1292.3
09/06/2015 19:00	766.5	717.1	469.2	409.7	1126.8
09/06/2015 20:00	788	736	691.9	605.1	1341.1
09/06/2015 21:00	685.3	640.1	590.3	515.9	1156
09/06/2015 22:00	639.7	598	515.3	450.4	1048.4
09/06/2015 23:00	546.9	511.9	542.6	474.5	986.4
09/07/2015 00:00	480.1	448.9	479.1	419.2	868.1
09/07/2015 01:00	321.5	300.8	390.5	341.5	642.3
09/07/2015 02:00	61.1	56.4	470.7	411.8	468.2
09/07/2015 03:00	105.1	98.8	477.2	416.5	515.3
09/07/2015 04:00	109.8	102	443.7	388.2	490.2
09/07/2015 05:00	105.3	99	460.1	401.5	500.5
09/07/2015 06:00	105.2	98.9	455.7	398.3	497.2
09/07/2015 07:00	105.2	98.9	66.5	57.7	156.6
09/07/2015 08:00	218.4	204.6	80.2	70.3	274.9
09/07/2015 09:00	316.5	296	154.6	135.1	431.1
09/07/2015 10:00	360.7	337.3	257.7	225.5	562.8
09/07/2015 11:00	766.7	716.4	529.6	463.1	1179.5
09/07/2015 12:00	709.4	662.4	741.4	648.5	1310.9
09/07/2015 13:00	778.6	728.7	571.7	498.9	1227.6
09/07/2015 14:00	591.5	553.5	659.2	575.3	1128.8
09/07/2015 15:00	547.1	511.1	646.5	564.4	1075.5
09/07/2015 16:00	537.8	503	666.3	581.7	1084.7
09/07/2015 17:00	673.9	629.7	803.3	702.5	1332.2
09/07/2015 18:00	697.7	652.2	730.2	637.9	1290.1
09/07/2015 19:00	763	714.1	671.8	587	1301.1
09/07/2015 20:00	789.3	737.9	754.6	659.2	1397.1
09/07/2015 21:00	669.1	624.6	625.8	546.3	1170.9
09/07/2015 22:00	654.4	612.2	624.9	545.7	1157.9
09/07/2015 23:00	517.4	482.9	613.3	535.4	1018.3
09/08/2015 00:00	535	499.7	558.1	487.6	987.3
09/08/2015 01:00	507.2	473.7	363.3	318	791.7
09/08/2015 02:00	573.9	536.8	727.8	636.5	1173.3

	Unit 1 (Part 75 Data)	Unit 1 (Part 60 Data)	Unit 2 (Part 75 Data)	Unit 2 (Part 60 Data)	Units 1&2 Combined
	SO2_LbPerHr	SO2_P60_LbPerHr	SO2_LbPerHr	SO2_P60_LbPerHr	(Part 60 Data)
	1H	1H	1H	1H	
Time	Value	Value	Value	Value	
09/08/2015 03:00	454.8	424.6	793.7	693.9	1118.5
09/08/2015 04:00	632.7	591.2	827.7	722.6	1313.8
09/08/2015 05:00	680.4	636.5	859.3	750.5	1387
09/08/2015 06:00	619.9	580.2	667	583.5	1163.7
09/08/2015 07:00	626.2	585.6	858.8	750.9	1336.5
09/08/2015 08:00	675	631.2	919.4	802.6	1433.8
09/08/2015 09:00	726.8	680	940.4	821.1	1501.1
09/08/2015 10:00	798.8	745.6	953.6	832.6	1578.2
09/08/2015 11:00	792.1	741.1	957.7	837.2	1578.3
09/08/2015 12:00	779.6	729.5	950.7	830.7	1560.2
09/08/2015 13:00	805.8	753.9	1068.4	932.9	1686.8
09/08/2015 14:00	781.2	730.4	1075	939.7	1670.1
09/08/2015 15:00	828.9	774.7	867.4	757.7	1532.4
09/08/2015 16:00	840.9	786.2	909.4	794.5	1580.7
09/08/2015 17:00	805.8	753.5	926.4	808.9	1562.4
09/08/2015 18:00	835.1	779.9	795.7	694.7	1474.6
09/08/2015 19:00	836.3	781	463.6	405.3	1186.3
09/08/2015 20:00	807.6	755.1	1014.7	886.4	1641.5
09/08/2015 21:00	736.7	687.7	886.9	775.1	1462.8
09/08/2015 22:00	638.9	596.2	758.1	663.1	1259.3
09/08/2015 23:00	536.4	502.2	710.1	620.5	1122.7
09/09/2015 00:00	540.8	505.7	697.6	609.9	1115.6
09/09/2015 01:00	454.7	424.4	239.6	208.9	633.3
09/09/2015 02:00	451.6	421.8	536.8	468.6	890.4
09/09/2015 03:00	548	512.3	736.7	643.1	1155.4
09/09/2015 04:00	564.7	526.9	687.1	599.9	1126.8
09/09/2015 05:00	643.3	601.3	761.8	665.1	1266.4
09/09/2015 06:00	659.3	616.9	724	633.3	1250.2
09/09/2015 07:00	643.7	601.8	925.5	808.7	1410.5
09/09/2015 08:00	670.8	626.3	763.4	667.8	1294.1
09/09/2015 09:00	676.7	633.4	857.2	748.6	1382
09/09/2015 10:00	801.6	748.1	830	725.8	1473.9
09/09/2015 11:00	794.5	741.6	841.9	735.7	1477.3
09/09/2015 12:00	764	714.7	864.2	755.7	1470.4
09/09/2015 13:00	833.5	778.1	383	334.5	1112.6
09/09/2015 14:00	780.6	729.3	460.6	403	1132.3
09/09/2015 15:00	807.3	754.7	872	762.5	1517.2
09/09/2015 16:00	848.4	793.2	765.3	668.9	1462.1
09/09/2015 17:00	823	770	752.8	658.5	1428.5
09/09/2015 18:00	839.5	784	767.9	671.4	1455.4
09/09/2015 19:00	817.2	764	753.1	658.7	1422.7
09/09/2015 20:00	775.6	724.9	859.1	750.5	1475.4
09/09/2015 21:00	686.7	641.2	669.1	585.2	1226.4
09/09/2015 22:00	704.4	657.7	649.4	567	1224.7
09/09/2015 23:00	574.4	536.3	536.1	468.8	1005.1
09/10/2015 00:00	562.2	525.9	578.2	504.6	1030.5
09/10/2015 01:00	569.1	532.1	657.1	574.4	1106.5
09/10/2015 02:00	522.3	487.8	616.1	538.2	1026
09/10/2015 03:00	581.4	543.9	718	626.8	1170.7
09/10/2015 04:00	557	520.1	670.7	586.7	1106.8
09/10/2015 05:00	628.6	587.8	783.9	685.7	1273.5
09/10/2015 06:00	630.8	589.8	692.9	605.5	1195.3
09/10/2015 07:00	639.6	597	771.4	674	1271
09/10/2015 08:00	670.4	627.1	924.7	808.2	1435.3
09/10/2015 09:00	626.1	585.2	696.7	609.3	1194.5
09/10/2015 10:00	689.4	643.7	861.6	752.5	1396.2
09/10/2015 11:00	702.2	656.2	793.5	693.3	1349.5
09/10/2015 12:00	745.9	697.5	886.1	774.8	1472.3
09/10/2015 13:00	722.5	675.3	807.8	705.7	1381
09/10/2015 14:00	811	758.5	900.2	786.2	1544.7
09/10/2015 15:00	765.4	715	875.5	764.4	1479.4
09/10/2015 16:00	761.8	712.1	801.7	699.7	1411.8
09/10/2015 17:00	668.4	624.4	781.6	683	1307.4
09/10/2015 18:00	717.7	670.9	806.8	704.4	1375.3
09/10/2015 19:00	659.6	617	807.6	705.5	1322.5

	Unit 1 (Part 75 Data)	Unit 1 (Part 60 Data)	Unit 2 (Part 75 Data)	Unit 2 (Part 60 Data)	Units 1&2 Combined
	SO2_LbPerHr	SO2_P60_LbPerHr	SO2_LbPerHr	SO2_P60_LbPerHr	(Part 60 Data)
	1H	1H	1H	1H	
Time	Value	Value	Value	Value	
09/10/2015 20:00	606	566	662.3	578.2	1144.2
09/10/2015 21:00	555.8	519.1	571	498.8	1017.9
09/10/2015 22:00	445.9	416.2	551.2	481.4	897.6
09/10/2015 23:00	320.5	298.9	522.5	456.3	755.2
09/11/2015 00:00	70.4	66.1	686.7	599.7	665.8
09/11/2015 01:00	0	0	778.1	679.3	679.3
09/11/2015 02:00	0	0	633.1	553.8	553.8
09/11/2015 03:00	0	0	614.8	537.8	537.8
09/11/2015 04:00	0	0	710.9	621.4	621.4
09/11/2015 05:00	0	0	764.5	667.7	667.7
09/11/2015 06:00	0	0	634.2	553.7	553.7
09/11/2015 07:00	0	0	668.5	584.6	584.6
09/11/2015 08:00	0	0	783.5	685.1	685.1
09/11/2015 09:00	0	0	769	672.1	672.1
09/11/2015 10:00	0	0	878.6	768.4	768.4
09/11/2015 11:00	0	0	871.6	760.9	760.9
09/11/2015 12:00	0	0	985.6	860.7	860.7
09/11/2015 13:00	0	0	905.2	790.9	790.9
09/11/2015 14:00	0	0	897.9	784.9	784.9
09/11/2015 15:00	0	0	876	765.4	765.4
09/11/2015 16:00	0	0	778.2	679.4	679.4
09/11/2015 17:00	0	0	850.5	743	743
09/11/2015 18:00	0	0	756.8	661.6	661.6
09/11/2015 19:00	0	0	688.2	600.8	600.8
09/11/2015 20:00	0	0	707.2	617.4	617.4
09/11/2015 21:00	0	0	567.4	495.6	495.6
09/11/2015 22:00	0	0	605.6	529.5	529.5
09/11/2015 23:00	0	0	344.4	301.6	301.6
09/12/2015 00:00	0	0	438.8	383.4	383.4
09/12/2015 01:00	0	0	348.7	305	305
09/12/2015 02:00	0	0	276.3	241	241
09/12/2015 03:00	0	0	316.2	276.6	276.6
09/12/2015 04:00	0	0	380.8	333.4	333.4
09/12/2015 05:00	0	0	399.9	349.4	349.4
09/12/2015 06:00	0	0	355.9	310.3	310.3
09/12/2015 07:00	0	0	359	313.5	313.5
09/12/2015 08:00	0	0	401.2	349.9	349.9
09/12/2015 09:00	0	0	377.9	330.1	330.1
09/12/2015 10:00	0	0	353	308.3	308.3
09/12/2015 11:00	0	0	407.3	356.4	356.4
09/12/2015 12:00	0	0	429.3	374.8	374.8
09/12/2015 13:00	0	0	512.3	447.8	447.8
09/12/2015 14:00	0	0	446.2	390.5	390.5
09/12/2015 15:00	0	0	415.4	362.5	362.5
09/12/2015 16:00	0	0	373.7	327	327
09/12/2015 17:00	0	0	363.4	316.9	316.9
09/12/2015 18:00	0	0	442.5	386	386
09/12/2015 19:00	0	0	539.5	471.5	471.5
09/12/2015 20:00	0	0	440.5	384.9	384.9
09/12/2015 21:00	0	0	267.2	233.8	233.8
09/12/2015 22:00	0	0	203	177.5	177.5
09/12/2015 23:00	0	0	212.8	185.6	185.6
09/13/2015 00:00	0	0	256.2	224.3	224.3
09/13/2015 01:00	0	0	340.7	297.7	297.7
09/13/2015 02:00	0	0	221.8	194.2	194.2
09/13/2015 03:00	0	0	270.9	236.4	236.4
09/13/2015 04:00	0	0	351.9	306.9	306.9
09/13/2015 05:00	0	0	328.4	287.1	287.1
09/13/2015 06:00	0	0	286.4	249.6	249.6
09/13/2015 07:00	0	0	247.4	215.7	215.7
09/13/2015 08:00	0	0	263.2	229.7	229.7
09/13/2015 09:00	0	0	293.1	255.5	255.5
09/13/2015 10:00	0	0	381.8	333.8	333.8
09/13/2015 11:00	0	0	365.8	319.2	319.2
09/13/2015 12:00	0	0	310.4	270.7	270.7

	Unit 1 (Part 75 Data)	Unit 1 (Part 60 Data)	Unit 2 (Part 75 Data)	Unit 2 (Part 60 Data)	Units 1&2 Combined
	SO2_LbPerHr	SO2_P60_LbPerHr	SO2_LbPerHr	SO2_P60_LbPerHr	(Part 60 Data)
	1H	1H	1H	1H	
Time	Value	Value	Value	Value	
09/13/2015 13:00	0	0	327.4	285.6	285.6
09/13/2015 14:00	0	0	309.3	269.7	269.7
09/13/2015 15:00	0	0	316.3	276.4	276.4
09/13/2015 16:00	0	0	364.1	318.6	318.6
09/13/2015 17:00	0	0	329.2	288	288
09/13/2015 18:00	0	0	362.6	316.9	316.9
09/13/2015 19:00	0	0	443.2	387.4	387.4
09/13/2015 20:00	0	0	294.5	257.2	257.2
09/13/2015 21:00	0	0	264.3	230.5	230.5
09/13/2015 22:00	0	0	171.4	149.8	149.8
09/13/2015 23:00	0	0	242.6	212.4	212.4
09/14/2015 00:00	0	0	251.3	219.4	219.4
09/14/2015 01:00	0	0	249.1	217.3	217.3
09/14/2015 02:00	0	0	248.1	216.4	216.4
09/14/2015 03:00	0	0	260.9	227.4	227.4
09/14/2015 04:00	0	0	273.9	239.7	239.7
09/14/2015 05:00	0	0	418.6	365.1	365.1
09/14/2015 06:00	0	0	298.9	261.3	261.3
09/14/2015 07:00	0	0	328.9	287.7	287.7
09/14/2015 08:00	0	0	543.7	474.6	474.6
09/14/2015 09:00	0	0	529.2	461.9	461.9
09/14/2015 10:00	0	0	467.3	408.7	408.7
09/14/2015 11:00	0	0	476.4	416.4	416.4
09/14/2015 12:00	0	0	683.3	597.4	597.4
09/14/2015 13:00	0	0	613.3	535.3	535.3
09/14/2015 14:00	0	0	705.1	616.3	616.3
09/14/2015 15:00	0	0	824.1	720.5	720.5
09/14/2015 16:00	0	0	653.8	572	572
09/14/2015 17:00	0	0	682.8	596.6	596.6
09/14/2015 18:00	0	0	779.9	680.8	680.8
09/14/2015 19:00	0	0	286.8	251	251
09/14/2015 20:00	0	0	938.4	819.8	819.8
09/14/2015 21:00	0	0	616.5	538.5	538.5
09/14/2015 22:00	0	0	606.8	530.3	530.3
09/14/2015 23:00	0	0	551.3	482.3	482.3
09/15/2015 00:00	0	0	495.6	432.7	432.7
09/15/2015 01:00	0	0	551.3	481.6	481.6
09/15/2015 02:00	0	0	482.5	421.9	421.9
09/15/2015 03:00	0	0	538.2	470.4	470.4
09/15/2015 04:00	0	0	566.8	495.5	495.5
09/15/2015 05:00	0	0	701.4	613.2	613.2
09/15/2015 06:00	0	0	526.8	459.6	459.6
09/15/2015 07:00	0	0	551.2	481.3	481.3
09/15/2015 08:00	0	0	782.6	683.8	683.8
09/15/2015 09:00	0	0	808.7	706.3	706.3
09/15/2015 10:00	0	0	832.9	727.2	727.2
09/15/2015 11:00	0	0	635.1	555.7	555.7
09/15/2015 12:00	0	0	1142.2	999	999
09/15/2015 13:00	0	0	960.2	839	839
09/15/2015 14:00	0	0	724.5	632.5	632.5
09/15/2015 15:00	0	0	806.4	704.2	704.2
09/15/2015 16:00	0	0	951.6	832.1	832.1
09/15/2015 17:00	0	0	905.7	790.7	790.7
09/15/2015 18:00	0	0	696.1	609	609
09/15/2015 19:00	0	0	948.4	828.7	828.7
09/15/2015 20:00	0	0	659.4	577	577
09/15/2015 21:00	0	0	518.9	452.8	452.8
09/15/2015 22:00	0	0	628.7	549	549
09/15/2015 23:00	0	0	500.5	436.7	436.7
09/16/2015 00:00	0	0	536.8	469	469
09/16/2015 01:00	0	0	475.8	415.2	415.2
09/16/2015 02:00	0	0	511.4	447	447
09/16/2015 03:00	0	0	536	468.4	468.4
09/16/2015 04:00	0	0	549.6	480.3	480.3
09/16/2015 05:00	0	0	695.5	607.7	607.7

	Unit 1 (Part 75 Data)	Unit 1 (Part 60 Data)	Unit 2 (Part 75 Data)	Unit 2 (Part 60 Data)	Units 1&2 Combined
	SO2_LbPerHr	SO2_P60_LbPerHr	SO2_LbPerHr	SO2_P60_LbPerHr	(Part 60 Data)
	1H	1H	1H	1H	
Time	Value	Value	Value	Value	
09/16/2015 06:00	0	0	654	571.8	571.8
09/16/2015 07:00	0	0	631.3	552.1	552.1
09/16/2015 08:00	0	0	984	859.4	859.4
09/16/2015 09:00	0	0	741.8	648.9	648.9
09/16/2015 10:00	0	0	643.2	562.6	562.6
09/16/2015 11:00	0	0	892.1	779.9	779.9
09/16/2015 12:00	0	0	641.4	559.8	559.8
09/16/2015 13:00	0	0	447.8	391.9	391.9
09/16/2015 14:00	0	0	512	447.5	447.5
09/16/2015 15:00	0	0	534.5	467.6	467.6
09/16/2015 16:00	0	0	505.6	442.2	442.2
09/16/2015 17:00	0	0	512.7	448.6	448.6
09/16/2015 18:00	0	0	600.7	525	525
09/16/2015 19:00	0	0	385.5	336.9	336.9
09/16/2015 20:00	0	0	623.4	544.6	544.6
09/16/2015 21:00	0	0	533.2	466.1	466.1
09/16/2015 22:00	0	0	476.7	415.9	415.9
09/16/2015 23:00	0	0	423.8	369.9	369.9
09/17/2015 00:00	0	0	480.2	419.2	419.2
09/17/2015 01:00	0	0	487.1	426	426
09/17/2015 02:00	0	0	501.6	438.3	438.3
09/17/2015 03:00	0	0	574.4	502.3	502.3
09/17/2015 04:00	0	0	577.9	505.3	505.3
09/17/2015 05:00	0	0	673.4	587.9	587.9
09/17/2015 06:00	0	0	619.4	540.9	540.9
09/17/2015 07:00	0	0	618	540.7	540.7
09/17/2015 08:00	0	0	692.3	604.6	604.6
09/17/2015 09:00	0	0	739.2	645.5	645.5
09/17/2015 10:00	0	0	780.2	682.1	682.1
09/17/2015 11:00	0	0	706.4	617.2	617.2
09/17/2015 12:00	0	0	781.4	683	683
09/17/2015 13:00	0	0	652.6	569.9	569.9
09/17/2015 14:00	0	0	543.6	475	475
09/17/2015 15:00	0	0	697.3	609.3	609.3
09/17/2015 16:00	0	0	596.6	520.6	520.6
09/17/2015 17:00	0	0	456	398.8	398.8
09/17/2015 18:00	0	0	620.8	542.3	542.3
09/17/2015 19:00	0	0	542.6	474.3	474.3
09/17/2015 20:00	0	0	794.6	693.6	693.6
09/17/2015 21:00	0	0	594.4	518.9	518.9
09/17/2015 22:00	0	0	592.8	517.8	517.8
09/17/2015 23:00	0	0	607.5	530.9	530.9
09/18/2015 00:00	0	0	568.7	496.6	496.6
09/18/2015 01:00	0	0	437.9	382	382
09/18/2015 02:00	0	0	447	390.3	390.3
09/18/2015 03:00	0	0	633.7	553.8	553.8
09/18/2015 04:00	0	0	685.9	599.2	599.2
09/18/2015 05:00	0	0	784	684.3	684.3
09/18/2015 06:00	0	0	584.8	511.8	511.8
09/18/2015 07:00	0	0	196.5	172.1	172.1
09/18/2015 08:00	0	0	572.5	500	500
09/18/2015 09:00	0	0	783.6	684.3	684.3
09/18/2015 10:00	0	0	943.4	824.6	824.6
09/18/2015 11:00	0	0	967.1	845.4	845.4
09/18/2015 12:00	0	0	773.3	675.1	675.1
09/18/2015 13:00	0	0	403.1	352.6	352.6
09/18/2015 14:00	0	0	468.3	409	409
09/18/2015 15:00	0	0	919	802.5	802.5
09/18/2015 16:00	0	0	700	611.8	611.8
09/18/2015 17:00	0	0	706.7	617.5	617.5
09/18/2015 18:00	0	0	669	585.2	585.2
09/18/2015 19:00	0	0	430.6	375.6	375.6
09/18/2015 20:00	0	0	790.6	690.1	690.1
09/18/2015 21:00	0	0	746.3	652.1	652.1
09/18/2015 22:00	0	0	712.7	622.1	622.1

	Unit 1 (Part 75 Data)	Unit 1 (Part 60 Data)	Unit 2 (Part 75 Data)	Unit 2 (Part 60 Data)	Units 1&2 Combined
	SO2_LbPerHr	SO2_P60_LbPerHr	SO2_LbPerHr	SO2_P60_LbPerHr	(Part 60 Data)
	1H	1H	1H	1H	
Time	Value	Value	Value	Value	
09/18/2015 23:00	0	0	586.4	512.6	512.6
09/19/2015 00:00	0	0	672.8	588.4	588.4
09/19/2015 01:00	0	0	524.8	457.9	457.9
09/19/2015 02:00	0	0	570.8	498.2	498.2
09/19/2015 03:00	0	0	518.1	452.1	452.1
09/19/2015 04:00	0	0	646	564.1	564.1
09/19/2015 05:00	0	0	585.4	511.4	511.4
09/19/2015 06:00	0	0	562.7	491.5	491.5
09/19/2015 07:00	0	0	664.2	580.2	580.2
09/19/2015 08:00	0	0	785.9	687.4	687.4
09/19/2015 09:00	0	0	679.4	592.9	592.9
09/19/2015 10:00	0	0	677.7	592.9	592.9
09/19/2015 11:00	0	0	700.6	612.4	612.4
09/19/2015 12:00	0	0	667.6	583.3	583.3
09/19/2015 13:00	0	0	275.2	240.5	240.5
09/19/2015 14:00	0	0	529.4	462.6	462.6
09/19/2015 15:00	0	0	567.5	496.6	496.6
09/19/2015 16:00	0	0	625.5	546.4	546.4
09/19/2015 17:00	0	0	582.2	509.4	509.4
09/19/2015 18:00	0	0	610.2	533.9	533.9
09/19/2015 19:00	0	0	566.1	494.3	494.3
09/19/2015 20:00	0	0	540.8	472	472
09/19/2015 21:00	0	0	506.7	442.4	442.4
09/19/2015 22:00	0	0	490.9	429.5	429.5
09/19/2015 23:00	0	0	315.2	275.3	275.3
09/20/2015 00:00	0	0	327	285.2	285.2
09/20/2015 01:00	0	0	237.4	206.9	206.9
09/20/2015 02:00	0	0	225	196.5	196.5
09/20/2015 03:00	0	0	208	181.3	181.3
09/20/2015 04:00	0	0	314.8	275.5	275.5
09/20/2015 05:00	0	0	365.4	319.6	319.6
09/20/2015 06:00	0	0	409.8	358.5	358.5
09/20/2015 07:00	0	0	437.7	382.3	382.3
09/20/2015 08:00	0	0	412.8	360.2	360.2
09/20/2015 09:00	0	0	414	361.6	361.6
09/20/2015 10:00	0	0	466.2	406.7	406.7
09/20/2015 11:00	0	0	573	500	500
09/20/2015 12:00	0	0	587.6	513.6	513.6
09/20/2015 13:00	0	0	569.1	497.9	497.9
09/20/2015 14:00	0	0	638.5	558.6	558.6
09/20/2015 15:00	0	0	673.1	588.9	588.9
09/20/2015 16:00	0	0	697.5	608.9	608.9
09/20/2015 17:00	0	0	674.9	590.5	590.5
09/20/2015 18:00	0	0	778	679.3	679.3
09/20/2015 19:00	0	0	772.9	675.8	675.8
09/20/2015 20:00	0	0	696.9	609	609
09/20/2015 21:00	0	0	591.5	517.5	517.5
09/20/2015 22:00	0	0	665.7	581.4	581.4
09/20/2015 23:00	0	0	615.7	537.7	537.7
09/21/2015 00:00	0	0	672.6	587.2	587.2
09/21/2015 01:00	0	0	415.8	363.3	363.3
09/21/2015 02:00	0	0	565	493.8	493.8
09/21/2015 03:00	0	0	665.8	582.3	582.3
09/21/2015 04:00	0	0	688.3	601.1	601.1
09/21/2015 05:00	0	0	662	578.3	578.3
09/21/2015 06:00	0	0	835.5	729.8	729.8
09/21/2015 07:00	0	0	481	421	421
09/21/2015 08:00	0	0	827.5	723.5	723.5
09/21/2015 09:00	0	0	827.8	723.3	723.3
09/21/2015 10:00	0	0	919.1	803.1	803.1
09/21/2015 11:00	0	0	837.5	732.6	732.6
09/21/2015 12:00	0	0	845.9	739	739
09/21/2015 13:00	0	0	864.4	755.3	755.3
09/21/2015 14:00	0	0	847.8	740.2	740.2
09/21/2015 15:00	0	0	783.2	684.9	684.9

	Unit 1 (Part 75 Data)	Unit 1 (Part 60 Data)	Unit 2 (Part 75 Data)	Unit 2 (Part 60 Data)	Units 1&2 Combined
	SO2_LbPerHr	SO2_P60_LbPerHr	SO2_LbPerHr	SO2_P60_LbPerHr	(Part 60 Data)
	1H	1H	1H	1H	
Time	Value	Value	Value	Value	
09/21/2015 16:00	0	0	970.6	848.5	848.5
09/21/2015 17:00	0	0	740	646.5	646.5
09/21/2015 18:00	0	0	796.2	695.5	695.5
09/21/2015 19:00	0	0	849.2	741.3	741.3
09/21/2015 20:00	0	0	692.6	605.7	605.7
09/21/2015 21:00	0	0	638.2	557.6	557.6
09/21/2015 22:00	0	0	646.2	565	565
09/21/2015 23:00	0	0	553.5	483.8	483.8
09/22/2015 00:00	0	0	570.8	498.4	498.4
09/22/2015 01:00	0	0	548.9	479.1	479.1
09/22/2015 02:00	0	0	503.9	439.8	439.8
09/22/2015 03:00	0	0	437.5	382	382
09/22/2015 04:00	0	0	410.8	359.1	359.1
09/22/2015 05:00	0	0	453.3	395.5	395.5
09/22/2015 06:00	0	0	395.5	346.3	346.3
09/22/2015 07:00	0	0	396.7	346.7	346.7
09/22/2015 08:00	0	0	179.8	157.4	157.4
09/22/2015 09:00	0	0	303.7	265.3	265.3
09/22/2015 10:00	0	0	295.8	258.8	258.8
09/22/2015 11:00	0	0	240.1	210.5	210.5
09/22/2015 12:00	0	0	154.1	134.8	134.8
09/22/2015 13:00	0	0	90.5	78.9	78.9
09/22/2015 14:00	0	0	151.3	132	132
09/22/2015 15:00	0	0	213	185.9	185.9
09/22/2015 16:00	0	0	379.4	331.1	331.1
09/22/2015 17:00	0	0	298.7	260.5	260.5
09/22/2015 18:00	0	0	362.5	316.4	316.4
09/22/2015 19:00	0	0	317.6	278.3	278.3
09/22/2015 20:00	0	0	375.5	328.6	328.6
09/22/2015 21:00	0	0	160.6	140.5	140.5
09/22/2015 22:00	0	0	60.2	52.3	52.3
09/22/2015 23:00	0	0	8.7	7	7
09/23/2015 00:00	0	0	0	0	0
09/23/2015 01:00	0	0	0	0	0
09/23/2015 02:00	0	0	0	0	0
09/23/2015 03:00	0	0	0	0	0
09/23/2015 04:00	0	0	0	0	0
09/23/2015 05:00	0	0	0	0	0
09/23/2015 06:00	0	0	0	0	0
09/23/2015 07:00	0	0	0	0	0
09/23/2015 08:00	0	0	0	0	0
09/23/2015 09:00	0	0	0	0	0
09/23/2015 10:00	0	0	0	0	0
09/23/2015 11:00	0	0	0	0	0
09/23/2015 12:00	0	0	0	0	0
09/23/2015 13:00	0	0	0	0	0
09/23/2015 14:00	0	0	0	0	0
09/23/2015 15:00	0	0	1.6	1.5	1.5
09/23/2015 16:00	0	0	56.3	48.7	48.7
09/23/2015 17:00	0	0	11.8	10	10
09/23/2015 18:00	0	0	0	0	0
09/23/2015 19:00	0	0	0	0	0
09/23/2015 20:00	0	0	0	0	0
09/23/2015 21:00	0	0	0	0	0
09/23/2015 22:00	0	0	0	0	0
09/23/2015 23:00	0	0	0	0	0
09/24/2015 00:00	0	0	17	15.1	15.1
09/24/2015 01:00	0	0	117.1	102.6	102.6
09/24/2015 02:00	0	0	300.9	263.1	263.1
09/24/2015 03:00	0	0	510.8	445.9	445.9
09/24/2015 04:00	0	0	478.1	418	418
09/24/2015 05:00	0	0	519.6	454.3	454.3
09/24/2015 06:00	0	0	516.1	450.8	450.8
09/24/2015 07:00	0	0	569.1	497.1	497.1
09/24/2015 08:00	0	0	646	563.8	563.8

	Unit 1 (Part 75 Data)	Unit 1 (Part 60 Data)	Unit 2 (Part 75 Data)	Unit 2 (Part 60 Data)	Units 1&2 Combined
	SO2_LbPerHr	SO2_P60_LbPerHr	SO2_LbPerHr	SO2_P60_LbPerHr	(Part 60 Data)
	1H	1H	1H	1H	
Time	Value	Value	Value	Value	
09/24/2015 09:00	0	0	670.6	585.5	585.5
09/24/2015 10:00	0	0	715.4	625.2	625.2
09/24/2015 11:00	0	0	728.2	635.8	635.8
09/24/2015 12:00	0	0	736.6	644	644
09/24/2015 13:00	0	0	643.1	561.4	561.4
09/24/2015 14:00	0	0	776.9	678.7	678.7
09/24/2015 15:00	0	0	675	590.3	590.3
09/24/2015 16:00	0	0	685.4	599.1	599.1
09/24/2015 17:00	0	0	708.8	619	619
09/24/2015 18:00	0	0	662.1	578.3	578.3
09/24/2015 19:00	0	0	442	386.2	386.2
09/24/2015 20:00	0	0	796.6	696.1	696.1
09/24/2015 21:00	0	0	575.3	503.1	503.1
09/24/2015 22:00	0	0	645.8	564.3	564.3
09/24/2015 23:00	0	0	558.4	488.2	488.2
09/25/2015 00:00	0	0	542.5	474.2	474.2
09/25/2015 01:00	0	0	804.3	703.5	703.5
09/25/2015 02:00	0	0	583.1	509.6	509.6
09/25/2015 03:00	0	0	634.6	554.1	554.1
09/25/2015 04:00	0	0	910.1	795.6	795.6
09/25/2015 05:00	0	0	998.3	872.8	872.8
09/25/2015 06:00	0	0	1015.5	887	887
09/25/2015 07:00	0	0	231	202	202
09/25/2015 08:00	0	0	580.9	508.1	508.1
09/25/2015 09:00	0	0	759.5	663.1	663.1
09/25/2015 10:00	0	0	563.4	492	492
09/25/2015 11:00	0	0	641.3	559.7	559.7
09/25/2015 12:00	0	0	652.5	570.8	570.8
09/25/2015 13:00	0	0	650.2	568.3	568.3
09/25/2015 14:00	0	0	701.6	613.5	613.5
09/25/2015 15:00	0	0	663.9	580.6	580.6
09/25/2015 16:00	0	0	692.3	605.2	605.2
09/25/2015 17:00	0	0	687	600.1	600.1
09/25/2015 18:00	0	0	679.6	594.5	594.5
09/25/2015 19:00	0	0	331.5	289.9	289.9
09/25/2015 20:00	0	0	723.2	632.5	632.5
09/25/2015 21:00	0	0	1913.5	1671.5	1671.5
09/25/2015 22:00	0	0	1123.2	982.1	982.1
09/25/2015 23:00	0	0	708.4	618.7	618.7
09/26/2015 00:00	0	0	824.7	720.9	720.9
09/26/2015 01:00	0	0	759	662.7	662.7
09/26/2015 02:00	0	0	825.2	721.1	721.1
09/26/2015 03:00	0	0	552	482.3	482.3
09/26/2015 04:00	0	0	573.5	500.7	500.7
09/26/2015 05:00	0	0	731	639.1	639.1
09/26/2015 06:00	0	0	960	838.9	838.9
09/26/2015 07:00	0	0	790.7	690.6	690.6
09/26/2015 08:00	0	0	616.6	538.9	538.9
09/26/2015 09:00	0	0	296.9	258.7	258.7
09/26/2015 10:00	0	0	414.5	361.7	361.7
09/26/2015 11:00	0	0	633.2	553.8	553.8
09/26/2015 12:00	0	0	467.7	409.3	409.3
09/26/2015 13:00	0	0	502.2	438.7	438.7
09/26/2015 14:00	0	0	661.7	577.5	577.5
09/26/2015 15:00	0	0	604.6	528.8	528.8
09/26/2015 16:00	0	0	597.6	521.5	521.5
09/26/2015 17:00	0	0	603.3	527.1	527.1
09/26/2015 18:00	0	0	582.6	508.4	508.4
09/26/2015 19:00	0	0	605.2	528.7	528.7
09/26/2015 20:00	0	0	729.3	637.2	637.2
09/26/2015 21:00	0	0	683	597.2	597.2
09/26/2015 22:00	0	0	640.3	559.9	559.9
09/26/2015 23:00	0	0	486.8	425.5	425.5
09/27/2015 00:00	0	0	876.9	766.7	766.7
09/27/2015 01:00	0	0	852.1	744.4	744.4

	Unit 1 (Part 75 Data)	Unit 1 (Part 60 Data)	Unit 2 (Part 75 Data)	Unit 2 (Part 60 Data)	Units 1&2 Combined
	SO2_LbPerHr	SO2_P60_LbPerHr	SO2_LbPerHr	SO2_P60_LbPerHr	(Part 60 Data)
	1H	1H	1H	1H	
Time	Value	Value	Value	Value	
09/27/2015 02:00	0	0	368.6	322.5	322.5
09/27/2015 03:00	0	0	688.5	601.6	601.6
09/27/2015 04:00	0	0	576.8	504.1	504.1
09/27/2015 05:00	0	0	678.5	592.6	592.6
09/27/2015 06:00	0	0	669.6	584.7	584.7
09/27/2015 07:00	0	0	603.7	527.4	527.4
09/27/2015 08:00	0	0	1155.5	1010	1010
09/27/2015 09:00	0	0	915.9	799.6	799.6
09/27/2015 10:00	0	0	618.7	540.3	540.3
09/27/2015 11:00	0	0	857.6	749.5	749.5
09/27/2015 12:00	0	0	869.1	760.1	760.1
09/27/2015 13:00	0	0	847.4	741.1	741.1
09/27/2015 14:00	0	0	914.9	799.9	799.9
09/27/2015 15:00	0	0	857.2	749	749
09/27/2015 16:00	0	0	305.2	266.9	266.9
09/27/2015 17:00	0	0	528.9	462.7	462.7
09/27/2015 18:00	0	0	2019	1764.2	1764.2
09/27/2015 19:00	0	0	1254	1096.4	1096.4
09/27/2015 20:00	0	0	1328.4	1160.2	1160.2
09/27/2015 21:00	0	0	705.4	616.1	616.1
09/27/2015 22:00	0	0	555.6	485.5	485.5
09/27/2015 23:00	0	0	614	536.8	536.8
09/28/2015 00:00	0	0	559.3	488.5	488.5
09/28/2015 01:00	0	0	607.5	530.9	530.9
09/28/2015 02:00	0	0	575	502.1	502.1
09/28/2015 03:00	0	0	624.8	545.8	545.8
09/28/2015 04:00	0	0	978.5	854.7	854.7
09/28/2015 05:00	0	0	919.7	803	803
09/28/2015 06:00	0	0	771.7	673.6	673.6
09/28/2015 07:00	0	0	698.9	610.1	610.1
09/28/2015 08:00	0	0	2448.9	2139.3	2139.3
09/28/2015 09:00	0	0	2889	2524.9	2524.9
09/28/2015 10:00	0	0	250.6	218.9	218.9
09/28/2015 11:00	0	0	454.6	397	397
09/28/2015 12:00	0	0	855.4	748.1	748.1
09/28/2015 13:00	0	0	600.3	524.5	524.5
09/28/2015 14:00	0	0	645.3	563.2	563.2
09/28/2015 15:00	0	0	534.2	467.4	467.4
09/28/2015 16:00	0	0	654.6	571.8	571.8
09/28/2015 17:00	0	0	642.5	560.9	560.9
09/28/2015 18:00	0	0	452.6	395.8	395.8
09/28/2015 19:00	0	0	260.9	227.8	227.8
09/28/2015 20:00	0	0	214.6	187.6	187.6
09/28/2015 21:00	0	0	188.3	164.8	164.8
09/28/2015 22:00	0	0	199.2	174.1	174.1
09/28/2015 23:00	0	0	270.7	236.5	236.5
09/29/2015 00:00	0	0	341.2	297.9	297.9
09/29/2015 01:00	0	0	343.3	299.9	299.9
09/29/2015 02:00	0	0	322.1	282	282
09/29/2015 03:00	0	0	295.7	257.8	257.8
09/29/2015 04:00	0	0	289.5	253.3	253.3
09/29/2015 05:00	0	0	288.6	252.4	252.4
09/29/2015 06:00	0	0	301.9	264	264
09/29/2015 07:00	0	0	295.2	257.4	257.4
09/29/2015 08:00	0	0	281.9	246	246
09/29/2015 09:00	0	0	284.3	248.4	248.4
09/29/2015 10:00	0	0	288.7	252.7	252.7
09/29/2015 11:00	0	0	320.4	280.5	280.5
09/29/2015 12:00	0	0	379.7	331.2	331.2
09/29/2015 13:00	0	0	328.9	287.2	287.2
09/29/2015 14:00	0	0	340	296.5	296.5
09/29/2015 15:00	0	0	332.4	290.6	290.6
09/29/2015 16:00	0	0	308.3	270	270
09/29/2015 17:00	0	0	231.4	202.4	202.4
09/29/2015 18:00	0	0	160.2	139.7	139.7

	Unit 1 (Part 75 Data)	Unit 1 (Part 60 Data)	Unit 2 (Part 75 Data)	Unit 2 (Part 60 Data)	Units 1&2 Combined
	SO2_LbPerHr	SO2_P60_LbPerHr	SO2_LbPerHr	SO2_P60_LbPerHr	(Part 60 Data)
	1H	1H	1H	1H	
Time	Value	Value	Value	Value	
09/29/2015 19:00	0	0	59.4	52	52
09/29/2015 20:00	0	0	19	17	17
09/29/2015 21:00	0	0	13.9	12	12
09/29/2015 22:00	0	0	114.6	99.7	99.7
09/29/2015 23:00	0	0	132.4	116.3	116.3
09/30/2015 00:00	0	0	176.4	154.3	154.3
09/30/2015 01:00	0	0	260.1	227.4	227.4
09/30/2015 02:00	0	0	345.9	302.2	302.2
09/30/2015 03:00	0	0	412.6	360	360
09/30/2015 04:00	0	0	419	366.2	366.2
09/30/2015 05:00	0	0	424.5	370.4	370.4
09/30/2015 06:00	0	0	426.3	372.2	372.2
09/30/2015 07:00	0	0	418.9	366.5	366.5
09/30/2015 08:00	0	0	381.5	333.1	333.1
09/30/2015 09:00	0	0	379.3	331.2	331.2
09/30/2015 10:00	0	0	399.7	349.6	349.6
09/30/2015 11:00	0	0	404.4	353.9	353.9
09/30/2015 12:00	0	0	402.2	351.9	351.9
09/30/2015 13:00	0	0	388.1	339.5	339.5
09/30/2015 14:00	0	0	378.8	330.4	330.4
09/30/2015 15:00	0	0	375.2	328.4	328.4
09/30/2015 16:00	0	0	364.6	318	318
09/30/2015 17:00	0	0	364	317.6	317.6
09/30/2015 18:00	0	0	363.7	317.4	317.4
09/30/2015 19:00	0	0	348.8	304.4	304.4
09/30/2015 20:00	0	0	371.3	324.1	324.1
09/30/2015 21:00	0	0	424.7	370.8	370.8
09/30/2015 22:00	0	0	371.7	324.9	324.9
09/30/2015 23:00	0	0	384.1	335.8	335.8
10/01/2015 00:00	0	0	354.6	309.9	309.9
10/01/2015 01:00	0	0	338.2	295.4	295.4
10/01/2015 02:00	0	0	334.2	291.5	291.5
10/01/2015 03:00	0	0	331	289.8	289.8
10/01/2015 04:00	0	0	324.3	283.4	283.4
10/01/2015 05:00	0	0	406.9	355.4	355.4
10/01/2015 06:00	0	0	432.3	378.2	378.2
10/01/2015 07:00	0	0	324.6	283.2	283.2
10/01/2015 08:00	0	0	538.9	470.7	470.7
10/01/2015 09:00	0	0	583.8	509.7	509.7
10/01/2015 10:00	0	0	569.4	497.7	497.7
10/01/2015 11:00	0	0	546.5	476.9	476.9
10/01/2015 12:00	0	0	498.5	435.5	435.5
10/01/2015 13:00	0	0	462.7	404.1	404.1
10/01/2015 14:00	0	0	468.1	408.9	408.9
10/01/2015 15:00	0	0	469.4	409.8	409.8
10/01/2015 16:00	0	0	474.4	414.9	414.9
10/01/2015 17:00	0	0	448.7	391.9	391.9
10/01/2015 18:00	0	0	447.5	390.4	390.4
10/01/2015 19:00	0	0	394.3	344.8	344.8
10/01/2015 20:00	0	0	335.4	292.6	292.6
10/01/2015 21:00	0	0	374	327.2	327.2
10/01/2015 22:00	0	0	333.1	291.2	291.2
10/01/2015 23:00	0	0	235	205	205
10/02/2015 00:00	0	0	0	0	0
10/02/2015 01:00	0	0	0	0	0
10/02/2015 02:00	0	0	0	0	0
10/02/2015 03:00	0	0	0	0	0
10/02/2015 04:00	0	0	0	0	0
10/02/2015 05:00	0	0	0	0	0
10/02/2015 06:00	0	0	0	0	0
10/02/2015 07:00	0	0	0	0	0
10/02/2015 08:00	0	0	0	0	0
10/02/2015 09:00	0	0	0	0	0
10/02/2015 10:00	0	0	0	0	0
10/02/2015 11:00	0	0	0	0	0

	Unit 1 (Part 75 Data)	Unit 1 (Part 60 Data)	Unit 2 (Part 75 Data)	Unit 2 (Part 60 Data)	Units 1&2 Combined
	SO2_LbPerHr	SO2_P60_LbPerHr	SO2_LbPerHr	SO2_P60_LbPerHr	(Part 60 Data)
	1H	1H	1H	1H	
Time	Value	Value	Value	Value	
10/02/2015 12:00	0	0	0	0	0
10/02/2015 13:00	0	0	0	0	0
10/02/2015 14:00	0	0	0	0	0
10/02/2015 15:00	0	0	0	0	0
10/02/2015 16:00	0	0	0	0	0
10/02/2015 17:00	0	0	0	0	0
10/02/2015 18:00	0	0	0	0	0
10/02/2015 19:00	0	0	0	0	0
10/02/2015 20:00	0	0	0	0	0
10/02/2015 21:00	0	0	0	0	0
10/02/2015 22:00	0	0	0	0	0
10/02/2015 23:00	0	0	0	0	0
10/03/2015 00:00	0	0	0	0	0
10/03/2015 01:00	0	0	0	0	0
10/03/2015 02:00	0	0	0	0	0
10/03/2015 03:00	0	0	0	0	0
10/03/2015 04:00	0	0	0	0	0
10/03/2015 05:00	0	0	0	0	0
10/03/2015 06:00	0	0	0	0	0
10/03/2015 07:00	0	0	0	0	0
10/03/2015 08:00	0	0	0	0	0
10/03/2015 09:00	0	0	0	0	0
10/03/2015 10:00	0	0	0	0	0
10/03/2015 11:00	0	0	0	0	0
10/03/2015 12:00	0	0	0	0	0
10/03/2015 13:00	0	0	0	0	0
10/03/2015 14:00	0	0	0	0	0
10/03/2015 15:00	0	0	0	0	0
10/03/2015 16:00	0	0	0	0	0
10/03/2015 17:00	0	0	0	0	0
10/03/2015 18:00	0	0	0	0	0
10/03/2015 19:00	0	0	0	0	0
10/03/2015 20:00	0	0	0	0	0
10/03/2015 21:00	0	0	0	0	0
10/03/2015 22:00	0	0	0	0	0
10/03/2015 23:00	0	0	0	0	0
10/04/2015 00:00	0	0	0	0	0
10/04/2015 01:00	0	0	0	0	0
10/04/2015 02:00	0	0	0	0	0
10/04/2015 03:00	0	0	0	0	0
10/04/2015 04:00	0	0	0	0	0
10/04/2015 05:00	0	0	0	0	0
10/04/2015 06:00	0	0	0	0	0
10/04/2015 07:00	0	0	0	0	0
10/04/2015 08:00	0	0	0	0	0
10/04/2015 09:00	0	0	0	0	0
10/04/2015 10:00	0	0	0	0	0
10/04/2015 11:00	0	0	0	0	0
10/04/2015 12:00	0	0	0	0	0
10/04/2015 13:00	0	0	0	0	0
10/04/2015 14:00	0	0	0	0	0
10/04/2015 15:00	0	0	0	0	0
10/04/2015 16:00	0	0	0	0	0
10/04/2015 17:00	0	0	0	0	0
10/04/2015 18:00	0	0	0	0	0
10/04/2015 19:00	0	0	0	0	0
10/04/2015 20:00	0	0	0	0	0
10/04/2015 21:00	0	0	0	0	0
10/04/2015 22:00	0	0	0	0	0
10/04/2015 23:00	0	0	0	0	0
10/05/2015 00:00	0	0	0	0	0
10/05/2015 01:00	0	0	0	0	0
10/05/2015 02:00	0	0	0	0	0
10/05/2015 03:00	0	0	0	0	0
10/05/2015 04:00	0	0	0	0	0

	Unit 1 (Part 75 Data)	Unit 1 (Part 60 Data)	Unit 2 (Part 75 Data)	Unit 2 (Part 60 Data)	Units 1&2 Combined
	SO2_LbPerHr	SO2_P60_LbPerHr	SO2_LbPerHr	SO2_P60_LbPerHr	(Part 60 Data)
	1H	1H	1H	1H	
Time	Value	Value	Value	Value	
10/05/2015 05:00	0	0	0	0	0
10/05/2015 06:00	0	0	0	0	0
10/05/2015 07:00	0	0	0	0	0
10/05/2015 08:00	0	0	0	0	0
10/05/2015 09:00	0	0	0	0	0
10/05/2015 10:00	0	0	0	0	0
10/05/2015 11:00	0	0	0	0	0
10/05/2015 12:00	0	0	0	0	0
10/05/2015 13:00	0	0	0	0	0
10/05/2015 14:00	0	0	0	0	0
10/05/2015 15:00	0	0	0	0	0
10/05/2015 16:00	0	0	0	0	0
10/05/2015 17:00	0	0	0	0	0
10/05/2015 18:00	0	0	0	0	0
10/05/2015 19:00	0	0	0	0	0
10/05/2015 20:00	0	0	0	0	0
10/05/2015 21:00	0	0	0	0	0
10/05/2015 22:00	0	0	0	0	0
10/05/2015 23:00	0	0	0	0	0
10/06/2015 00:00	0	0	0	0	0
10/06/2015 01:00	0	0	0	0	0
10/06/2015 02:00	0	0	0	0	0
10/06/2015 03:00	0	0	0	0	0
10/06/2015 04:00	0	0	0	0	0
10/06/2015 05:00	0	0	0	0	0
10/06/2015 06:00	0	0	0	0	0
10/06/2015 07:00	0	0	0	0	0
10/06/2015 08:00	0	0	0	0	0
10/06/2015 09:00	0	0	0	0	0
10/06/2015 10:00	0	0	0	0	0
10/06/2015 11:00	0	0	0	0	0
10/06/2015 12:00	0	0	0	0	0
10/06/2015 13:00	0	0	0	0	0
10/06/2015 14:00	0	0	0	0	0
10/06/2015 15:00	0	0	0	0	0
10/06/2015 16:00	0	0	0	0	0
10/06/2015 17:00	0	0	0	0	0
10/06/2015 18:00	0	0	0	0	0
10/06/2015 19:00	0	0	0	0	0
10/06/2015 20:00	0	0	0	0	0
10/06/2015 21:00	0	0	0	0	0
10/06/2015 22:00	0	0	0	0	0
10/06/2015 23:00	0	0	0	0	0
10/07/2015 00:00	0	0	0	0	0
10/07/2015 01:00	0	0	0	0	0
10/07/2015 02:00	0	0	0	0	0
10/07/2015 03:00	0	0	0	0	0
10/07/2015 04:00	0	0	0	0	0
10/07/2015 05:00	0	0	0	0	0
10/07/2015 06:00	0	0	0	0	0
10/07/2015 07:00	0	0	0	0	0
10/07/2015 08:00	0	0	0	0	0
10/07/2015 09:00	0	0	0	0	0
10/07/2015 10:00	0	0	0	0	0
10/07/2015 11:00	0	0	0	0	0
10/07/2015 12:00	0	0	0	0	0
10/07/2015 13:00	0	0	0	0	0
10/07/2015 14:00	0	0	0	0	0
10/07/2015 15:00	0	0	0	0	0
10/07/2015 16:00	0	0	0	0	0
10/07/2015 17:00	0	0	0	0	0
10/07/2015 18:00	0	0	0	0	0
10/07/2015 19:00	0	0	0	0	0
10/07/2015 20:00	0	0	0	0	0
10/07/2015 21:00	0	0	0	0	0

	Unit 1 (Part 75 Data)	Unit 1 (Part 60 Data)	Unit 2 (Part 75 Data)	Unit 2 (Part 60 Data)	Units 1&2 Combined
	SO2_LbPerHr	SO2_P60_LbPerHr	SO2_LbPerHr	SO2_P60_LbPerHr	(Part 60 Data)
	1H	1H	1H	1H	
Time	Value	Value	Value	Value	
10/07/2015 22:00	0	0	0	0	0
10/07/2015 23:00	0	0	0	0	0
10/08/2015 00:00	0	0	0	0	0
10/08/2015 01:00	0	0	0	0	0
10/08/2015 02:00	0	0	0	0	0
10/08/2015 03:00	0	0	0	0	0
10/08/2015 04:00	0	0	0	0	0
10/08/2015 05:00	0	0	0	0	0
10/08/2015 06:00	0	0	0	0	0
10/08/2015 07:00	0	0	0	0	0
10/08/2015 08:00	0	0	0	0	0
10/08/2015 09:00	0	0	0	0	0
10/08/2015 10:00	0	0	0	0	0
10/08/2015 11:00	0	0	0	0	0
10/08/2015 12:00	0	0	0	0	0
10/08/2015 13:00	0	0	0	0	0
10/08/2015 14:00	0	0	0	0	0
10/08/2015 15:00	0	0	0	0	0
10/08/2015 16:00	0	0	0	0	0
10/08/2015 17:00	0	0	0	0	0
10/08/2015 18:00	0	0	0	0	0
10/08/2015 19:00	0	0	0	0	0
10/08/2015 20:00	0	0	0	0	0
10/08/2015 21:00	0	0	0	0	0
10/08/2015 22:00	0	0	0	0	0
10/08/2015 23:00	0	0	0	0	0
10/09/2015 00:00	0	0	0	0	0
10/09/2015 01:00	0	0	0	0	0
10/09/2015 02:00	0	0	0	0	0
10/09/2015 03:00	0	0	0	0	0
10/09/2015 04:00	0	0	0	0	0
10/09/2015 05:00	0	0	0	0	0
10/09/2015 06:00	0	0	0	0	0
10/09/2015 07:00	0	0	0	0	0
10/09/2015 08:00	0	0	0	0	0
10/09/2015 09:00	0	0	0	0	0
10/09/2015 10:00	0	0	0	0	0
10/09/2015 11:00	0	0	0	0	0
10/09/2015 12:00	0	0	0	0	0
10/09/2015 13:00	0	0	0	0	0
10/09/2015 14:00	0	0	0	0	0
10/09/2015 15:00	0	0	0	0	0
10/09/2015 16:00	0	0	0	0	0
10/09/2015 17:00	0	0	0	0	0
10/09/2015 18:00	0	0	0	0	0
10/09/2015 19:00	0	0	0	0	0
10/09/2015 20:00	0	0	0	0	0
10/09/2015 21:00	0	0	0	0	0
10/09/2015 22:00	0	0	0	0	0
10/09/2015 23:00	0	0	0	0	0
10/10/2015 00:00	0	0	0	0	0
10/10/2015 01:00	0	0	0	0	0
10/10/2015 02:00	0	0	0	0	0
10/10/2015 03:00	0	0	0	0	0
10/10/2015 04:00	0	0	0	0	0
10/10/2015 05:00	0	0	0	0	0
10/10/2015 06:00	0	0	0	0	0
10/10/2015 07:00	0	0	0	0	0
10/10/2015 08:00	0	0	0	0	0
10/10/2015 09:00	0	0	0	0	0
10/10/2015 10:00	0	0	0	0	0
10/10/2015 11:00	0	0	0	0	0
10/10/2015 12:00	0	0	0	0	0
10/10/2015 13:00	0	0	0	0	0
10/10/2015 14:00	0	0	0	0	0

	Unit 1 (Part 75 Data)	Unit 1 (Part 60 Data)	Unit 2 (Part 75 Data)	Unit 2 (Part 60 Data)	Units 1&2 Combined
	SO2_LbPerHr	SO2_P60_LbPerHr	SO2_LbPerHr	SO2_P60_LbPerHr	(Part 60 Data)
	1H	1H	1H	1H	
Time	Value	Value	Value	Value	
10/10/2015 15:00	0	0	0	0	0
10/10/2015 16:00	0	0	0	0	0
10/10/2015 17:00	0	0	0	0	0
10/10/2015 18:00	0	0	0	0	0
10/10/2015 19:00	0	0	0	0	0
10/10/2015 20:00	0	0	0	0	0
10/10/2015 21:00	0	0	0	0	0
10/10/2015 22:00	0	0	0	0	0
10/10/2015 23:00	0	0	0	0	0
10/11/2015 00:00	0	0	0	0	0
10/11/2015 01:00	0	0	0	0	0
10/11/2015 02:00	0	0	0	0	0
10/11/2015 03:00	0	0	0	0	0
10/11/2015 04:00	0	0	0	0	0
10/11/2015 05:00	0	0	0	0	0
10/11/2015 06:00	0	0	0	0	0
10/11/2015 07:00	0	0	0	0	0
10/11/2015 08:00	0	0	0	0	0
10/11/2015 09:00	0	0	0	0	0
10/11/2015 10:00	0	0	0	0	0
10/11/2015 11:00	0	0	0	0	0
10/11/2015 12:00	0	0	0	0	0
10/11/2015 13:00	0	0	0	0	0
10/11/2015 14:00	0	0	0	0	0
10/11/2015 15:00	0	0	0	0	0
10/11/2015 16:00	0	0	0	0	0
10/11/2015 17:00	0	0	0	0	0
10/11/2015 18:00	0	0	0	0	0
10/11/2015 19:00	0	0	0	0	0
10/11/2015 20:00	0	0	0	0	0
10/11/2015 21:00	0	0	0	0	0
10/11/2015 22:00	0	0	0	0	0
10/11/2015 23:00	0	0	0	0	0
10/12/2015 00:00	0	0	0	0	0
10/12/2015 01:00	0	0	0	0	0
10/12/2015 02:00	0	0	0	0	0
10/12/2015 03:00	0	0	0	0	0
10/12/2015 04:00	0	0	0	0	0
10/12/2015 05:00	0	0	0	0	0
10/12/2015 06:00	0	0	0	0	0
10/12/2015 07:00	0	0	0	0	0
10/12/2015 08:00	0	0	0	0	0
10/12/2015 09:00	0	0	0	0	0
10/12/2015 10:00	0	0	0	0	0
10/12/2015 11:00	0	0	0	0	0
10/12/2015 12:00	0	0	0	0	0
10/12/2015 13:00	0	0	0	0	0
10/12/2015 14:00	0	0	0	0	0
10/12/2015 15:00	0	0	0	0	0
10/12/2015 16:00	0	0	0	0	0
10/12/2015 17:00	0	0	0	0	0
10/12/2015 18:00	0	0	0	0	0
10/12/2015 19:00	0	0	0	0	0
10/12/2015 20:00	0	0	0	0	0
10/12/2015 21:00	0	0	0	0	0
10/12/2015 22:00	0	0	0	0	0
10/12/2015 23:00	0	0	0	0	0
10/13/2015 00:00	0	0	0	0	0
10/13/2015 01:00	0	0	0	0	0
10/13/2015 02:00	0	0	0	0	0
10/13/2015 03:00	0	0	0	0	0
10/13/2015 04:00	0	0	0	0	0
10/13/2015 05:00	0	0	0	0	0
10/13/2015 06:00	0	0	0	0	0
10/13/2015 07:00	0	0	0	0	0

	Unit 1 (Part 75 Data)	Unit 1 (Part 60 Data)	Unit 2 (Part 75 Data)	Unit 2 (Part 60 Data)	Units 1&2 Combined
	SO2_LbPerHr	SO2_P60_LbPerHr	SO2_LbPerHr	SO2_P60_LbPerHr	(Part 60 Data)
	1H	1H	1H	1H	
Time	Value	Value	Value	Value	
10/13/2015 08:00	0	0	0	0	0
10/13/2015 09:00	0	0	0	0	0
10/13/2015 10:00	0	0	0	0	0
10/13/2015 11:00	0	0	0	0	0
10/13/2015 12:00	0	0	0	0	0
10/13/2015 13:00	0	0	0	0	0
10/13/2015 14:00	0	0	0	0	0
10/13/2015 15:00	0	0	0	0	0
10/13/2015 16:00	0	0	0	0	0
10/13/2015 17:00	0	0	0	0	0
10/13/2015 18:00	0	0	0	0	0
10/13/2015 19:00	0	0	0	0	0
10/13/2015 20:00	0	0	0	0	0
10/13/2015 21:00	0	0	0	0	0
10/13/2015 22:00	0	0	0	0	0
10/13/2015 23:00	0	0	0	0	0
10/14/2015 00:00	0	0	0	0	0
10/14/2015 01:00	0	0	0	0	0
10/14/2015 02:00	0	0	0	0	0
10/14/2015 03:00	0	0	0	0	0
10/14/2015 04:00	0	0	0	0	0
10/14/2015 05:00	0	0	0	0	0
10/14/2015 06:00	0	0	0	0	0
10/14/2015 07:00	0	0	0	0	0
10/14/2015 08:00	0	0	0	0	0
10/14/2015 09:00	0	0	0	0	0
10/14/2015 10:00	0	0	0	0	0
10/14/2015 11:00	0	0	0	0	0
10/14/2015 12:00	0	0	0	0	0
10/14/2015 13:00	0	0	0	0	0
10/14/2015 14:00	0	0	0	0	0
10/14/2015 15:00	0	0	0	0	0
10/14/2015 16:00	0	0	0	0	0
10/14/2015 17:00	0	0	0	0	0
10/14/2015 18:00	0	0	0	0	0
10/14/2015 19:00	0	0	0	0	0
10/14/2015 20:00	0	0	0	0	0
10/14/2015 21:00	0	0	0	0	0
10/14/2015 22:00	0	0	0	0	0
10/14/2015 23:00	0	0	0	0	0
10/15/2015 00:00	0	0	0	0	0
10/15/2015 01:00	0	0	0	0	0
10/15/2015 02:00	0	0	0	0	0
10/15/2015 03:00	0	0	0	0	0
10/15/2015 04:00	0	0	0	0	0
10/15/2015 05:00	0	0	0	0	0
10/15/2015 06:00	0	0	0	0	0
10/15/2015 07:00	0	0	0	0	0
10/15/2015 08:00	0	0	0	0	0
10/15/2015 09:00	0	0	0	0	0
10/15/2015 10:00	0	0	0	0	0
10/15/2015 11:00	0	0	0	0	0
10/15/2015 12:00	0	0	0	0	0
10/15/2015 13:00	0	0	0	0	0
10/15/2015 14:00	0	0	0	0	0
10/15/2015 15:00	0	0	0	0	0
10/15/2015 16:00	0	0	0	0	0
10/15/2015 17:00	0	0	0	0	0
10/15/2015 18:00	0	0	0	0	0
10/15/2015 19:00	0	0	0	0	0
10/15/2015 20:00	0	0	0	0	0
10/15/2015 21:00	0	0	0	0	0
10/15/2015 22:00	0	0	0	0	0
10/15/2015 23:00	0	0	0	0	0
10/16/2015 00:00	0	0	0	0	0

	Unit 1 (Part 75 Data)	Unit 1 (Part 60 Data)	Unit 2 (Part 75 Data)	Unit 2 (Part 60 Data)	Units 1&2 Combined
	SO2_LbPerHr	SO2_P60_LbPerHr	SO2_LbPerHr	SO2_P60_LbPerHr	(Part 60 Data)
	1H	1H	1H	1H	
Time	Value	Value	Value	Value	
10/16/2015 01:00	0	0	0	0	0
10/16/2015 02:00	0	0	0	0	0
10/16/2015 03:00	0	0	0	0	0
10/16/2015 04:00	0	0	0	0	0
10/16/2015 05:00	0	0	0	0	0
10/16/2015 06:00	0	0	0	0	0
10/16/2015 07:00	0	0	0	0	0
10/16/2015 08:00	0	0	0	0	0
10/16/2015 09:00	0	0	0	0	0
10/16/2015 10:00	0	0	0	0	0
10/16/2015 11:00	0	0	0	0	0
10/16/2015 12:00	0	0	0	0	0
10/16/2015 13:00	0	0	0	0	0
10/16/2015 14:00	0	0	0	0	0
10/16/2015 15:00	0	0	0	0	0
10/16/2015 16:00	0	0	0	0	0
10/16/2015 17:00	0	0	0	0	0
10/16/2015 18:00	0	0	0	0	0
10/16/2015 19:00	0	0	0	0	0
10/16/2015 20:00	0	0	0	0	0
10/16/2015 21:00	0	0	0	0	0
10/16/2015 22:00	0	0	0	0	0
10/16/2015 23:00	0	0	0	0	0
10/17/2015 00:00	0	0	0	0	0
10/17/2015 01:00	0	0	0	0	0
10/17/2015 02:00	0	0	0	0	0
10/17/2015 03:00	0	0	0	0	0
10/17/2015 04:00	0	0	0	0	0
10/17/2015 05:00	0	0	0	0	0
10/17/2015 06:00	0	0	0	0	0
10/17/2015 07:00	0	0	0	0	0
10/17/2015 08:00	0	0	0	0	0
10/17/2015 09:00	0	0	0	0	0
10/17/2015 10:00	0	0	0	0	0
10/17/2015 11:00	0	0	0	0	0
10/17/2015 12:00	0	0	0	0	0
10/17/2015 13:00	0	0	0	0	0
10/17/2015 14:00	0	0	0	0	0
10/17/2015 15:00	0	0	0	0	0
10/17/2015 16:00	0	0	0	0	0
10/17/2015 17:00	0	0	0	0	0
10/17/2015 18:00	0	0	0	0	0
10/17/2015 19:00	0	0	0	0	0
10/17/2015 20:00	0	0	0	0	0
10/17/2015 21:00	0	0	0	0	0
10/17/2015 22:00	0	0	0	0	0
10/17/2015 23:00	0	0	0	0	0
10/18/2015 00:00	0	0	0	0	0
10/18/2015 01:00	0	0	0	0	0
10/18/2015 02:00	0	0	0	0	0
10/18/2015 03:00	0	0	0.9	0.9	0.9
10/18/2015 04:00	0	0	0	0	0
10/18/2015 05:00	0	0	0	0	0
10/18/2015 06:00	0	0	1.7	1.7	1.7
10/18/2015 07:00	0	0	5.1	4.1	4.1
10/18/2015 08:00	0	0	0	0	0
10/18/2015 09:00	0	0	0	0	0
10/18/2015 10:00	0	0	1.6	1.6	1.6
10/18/2015 11:00	0	0	0	0	0
10/18/2015 12:00	0	0	0	0	0
10/18/2015 13:00	0	0	0	0	0
10/18/2015 14:00	0	0	0	0	0
10/18/2015 15:00	0	0	0	0	0
10/18/2015 16:00	0	0	0	0	0
10/18/2015 17:00	0	0	0	0	0

	Unit 1 (Part 75 Data)	Unit 1 (Part 60 Data)	Unit 2 (Part 75 Data)	Unit 2 (Part 60 Data)	Units 1&2 Combined
	SO2_LbPerHr	SO2_P60_LbPerHr	SO2_LbPerHr	SO2_P60_LbPerHr	(Part 60 Data)
	1H	1H	1H	1H	
Time	Value	Value	Value	Value	
10/18/2015 18:00	0	0	0	0	0
10/18/2015 19:00	0	0	0	0	0
10/18/2015 20:00	0	0	0	0	0
10/18/2015 21:00	0	0	0	0	0
10/18/2015 22:00	0	0	0	0	0
10/18/2015 23:00	0	0	0	0	0
10/19/2015 00:00	0	0	0	0	0
10/19/2015 01:00	0	0	0	0	0
10/19/2015 02:00	0	0	0	0	0
10/19/2015 03:00	0	0	0	0	0
10/19/2015 04:00	0	0	0	0	0
10/19/2015 05:00	0	0	0	0	0
10/19/2015 06:00	0	0	0	0	0
10/19/2015 07:00	0	0	0	0	0
10/19/2015 08:00	0	0	0	0	0
10/19/2015 09:00	0	0	0	0	0
10/19/2015 10:00	0	0	0	0	0
10/19/2015 11:00	0	0	0	0	0
10/19/2015 12:00	0	0	0	0	0
10/19/2015 13:00	0	0	0	0	0
10/19/2015 14:00	0	0	0	0	0
10/19/2015 15:00	0	0	0	0	0
10/19/2015 16:00	0	0	0	0	0
10/19/2015 17:00	0	0	0	0	0
10/19/2015 18:00	0	0	0	0	0
10/19/2015 19:00	0	0	0	0	0
10/19/2015 20:00	0	0	0	0	0
10/19/2015 21:00	0	0	0	0	0
10/19/2015 22:00	0	0	0	0	0
10/19/2015 23:00	0	0	0	0	0
10/20/2015 00:00	0	0	0	0	0
10/20/2015 01:00	0	0	0	0	0
10/20/2015 02:00	0	0	0	0	0
10/20/2015 03:00	0	0	0	0	0
10/20/2015 04:00	0	0	0	0	0
10/20/2015 05:00	0	0	0	0	0
10/20/2015 06:00	0	0	0	0	0
10/20/2015 07:00	0	0	0	0	0
10/20/2015 08:00	0	0	0	0	0
10/20/2015 09:00	0	0	0	0	0
10/20/2015 10:00	0	0	0	0	0
10/20/2015 11:00	0	0	0	0	0
10/20/2015 12:00	0	0	0	0	0
10/20/2015 13:00	0	0	0	0	0
10/20/2015 14:00	0	0	0	0	0
10/20/2015 15:00	0	0	0	0	0
10/20/2015 16:00	0	0	0	0	0
10/20/2015 17:00	0	0	0	0	0
10/20/2015 18:00	0	0	0	0	0
10/20/2015 19:00	0	0	0	0	0
10/20/2015 20:00	0	0	0	0	0
10/20/2015 21:00	0	0	0	0	0
10/20/2015 22:00	0	0	0	0	0
10/20/2015 23:00	0	0	0	0	0
10/21/2015 00:00	0	0	0	0	0
10/21/2015 01:00	0	0	0	0	0
10/21/2015 02:00	0	0	0	0	0
10/21/2015 03:00	0	0	0	0	0
10/21/2015 04:00	0	0	0	0	0
10/21/2015 05:00	0	0	0	0	0
10/21/2015 06:00	0	0	0	0	0
10/21/2015 07:00	0	0	0	0	0
10/21/2015 08:00	0	0	0	0	0
10/21/2015 09:00	0	0	0	0	0
10/21/2015 10:00	0	0	0	0	0

	Unit 1 (Part 75 Data)	Unit 1 (Part 60 Data)	Unit 2 (Part 75 Data)	Unit 2 (Part 60 Data)	Units 1&2 Combined
	SO2_LbPerHr	SO2_P60_LbPerHr	SO2_LbPerHr	SO2_P60_LbPerHr	(Part 60 Data)
	1H	1H	1H	1H	
Time	Value	Value	Value	Value	
10/21/2015 11:00	0	0	0	0	0
10/21/2015 12:00	0	0	0	0	0
10/21/2015 13:00	0	0	0	0	0
10/21/2015 14:00	0	0	0	0	0
10/21/2015 15:00	0	0	0	0	0
10/21/2015 16:00	0	0	0	0	0
10/21/2015 17:00	0	0	0	0	0
10/21/2015 18:00	0	0	0	0	0
10/21/2015 19:00	0	0	0	0	0
10/21/2015 20:00	0	0	0	0	0
10/21/2015 21:00	0	0	0	0	0
10/21/2015 22:00	0	0	0	0	0
10/21/2015 23:00	0	0	0	0	0
10/22/2015 00:00	0	0	0	0	0
10/22/2015 01:00	0	0	0	0	0
10/22/2015 02:00	0	0	0	0	0
10/22/2015 03:00	0	0	0	0	0
10/22/2015 04:00	0	0	0	0	0
10/22/2015 05:00	0	0	0	0	0
10/22/2015 06:00	0	0	0	0	0
10/22/2015 07:00	0	0	0	0	0
10/22/2015 08:00	0	0	0	0	0
10/22/2015 09:00	0	0	0	0	0
10/22/2015 10:00	0	0	0	0	0
10/22/2015 11:00	0	0	0	0	0
10/22/2015 12:00	0	0	0	0	0
10/22/2015 13:00	0	0	0	0	0
10/22/2015 14:00	0	0	0	0	0
10/22/2015 15:00	0	0	0	0	0
10/22/2015 16:00	0	0	0	0	0
10/22/2015 17:00	0	0	0	0	0
10/22/2015 18:00	0	0	0	0	0
10/22/2015 19:00	0	0	0	0	0
10/22/2015 20:00	0	0	0	0	0
10/22/2015 21:00	0	0	0	0	0
10/22/2015 22:00	0	0	0	0	0
10/22/2015 23:00	0	0	0	0	0
10/23/2015 00:00	0	0	0	0	0
10/23/2015 01:00	0	0	0	0	0
10/23/2015 02:00	0	0	0	0	0
10/23/2015 03:00	0	0	0	0	0
10/23/2015 04:00	0	0	0	0	0
10/23/2015 05:00	0	0	0	0	0
10/23/2015 06:00	0	0	0	0	0
10/23/2015 07:00	0	0	0	0	0
10/23/2015 08:00	0	0	0	0	0
10/23/2015 09:00	0	0	0	0	0
10/23/2015 10:00	0	0	0	0	0
10/23/2015 11:00	0	0	0	0	0
10/23/2015 12:00	0	0	0	0	0
10/23/2015 13:00	0	0	0	0	0
10/23/2015 14:00	0	0	0	0	0
10/23/2015 15:00	0	0	0	0	0
10/23/2015 16:00	0	0	0	0	0
10/23/2015 17:00	0	0	0	0	0
10/23/2015 18:00	0	0	0	0	0
10/23/2015 19:00	0	0	0	0	0
10/23/2015 20:00	0	0	0	0	0
10/23/2015 21:00	0	0	0	0	0
10/23/2015 22:00	0	0	0	0	0
10/23/2015 23:00	0	0	0	0	0
10/24/2015 00:00	0	0	0	0	0
10/24/2015 01:00	0	0	0	0	0
10/24/2015 02:00	0	0	0	0	0
10/24/2015 03:00	0	0	0	0	0

	Unit 1 (Part 75 Data)	Unit 1 (Part 60 Data)	Unit 2 (Part 75 Data)	Unit 2 (Part 60 Data)	Units 1&2 Combined
	SO2_LbPerHr	SO2_P60_LbPerHr	SO2_LbPerHr	SO2_P60_LbPerHr	(Part 60 Data)
	1H	1H	1H	1H	
Time	Value	Value	Value	Value	
10/24/2015 04:00	0	0	0	0	0
10/24/2015 05:00	0	0	0	0	0
10/24/2015 06:00	0	0	0	0	0
10/24/2015 07:00	0	0	0	0	0
10/24/2015 08:00	0	0	0	0	0
10/24/2015 09:00	0	0	0	0	0
10/24/2015 10:00	0	0	0	0	0
10/24/2015 11:00	0	0	0	0	0
10/24/2015 12:00	0	0	0	0	0
10/24/2015 13:00	0	0	0	0	0
10/24/2015 14:00	0	0	0	0	0
10/24/2015 15:00	0	0	0	0	0
10/24/2015 16:00	0	0	0	0	0
10/24/2015 17:00	0	0	0	0	0
10/24/2015 18:00	0	0	0	0	0
10/24/2015 19:00	0	0	0	0	0
10/24/2015 20:00	0	0	0	0	0
10/24/2015 21:00	0	0	0	0	0
10/24/2015 22:00	0	0	0	0	0
10/24/2015 23:00	0	0	0	0	0
10/25/2015 00:00	0	0	0	0	0
10/25/2015 01:00	0	0	0	0	0
10/25/2015 02:00	0	0	0	0	0
10/25/2015 03:00	0	0	0	0	0
10/25/2015 04:00	0	0	0	0	0
10/25/2015 05:00	0	0	0	0	0
10/25/2015 06:00	0	0	0	0	0
10/25/2015 07:00	0	0	0	0	0
10/25/2015 08:00	0	0	0	0	0
10/25/2015 09:00	0	0	0	0	0
10/25/2015 10:00	0	0	0	0	0
10/25/2015 11:00	0	0	0	0	0
10/25/2015 12:00	0	0	0	0	0
10/25/2015 13:00	0	0	0	0	0
10/25/2015 14:00	0	0	0	0	0
10/25/2015 15:00	0	0	0	0	0
10/25/2015 16:00	0	0	0	0	0
10/25/2015 17:00	0	0	0	0	0
10/25/2015 18:00	0	0	0	0	0
10/25/2015 19:00	0	0	0	0	0
10/25/2015 20:00	0	0	0	0	0
10/25/2015 21:00	0	0	0	0	0
10/25/2015 22:00	0	0	0	0	0
10/25/2015 23:00	0	0	0	0	0
10/26/2015 00:00	0	0	0	0	0
10/26/2015 01:00	0	0	0	0	0
10/26/2015 02:00	0	0	0	0	0
10/26/2015 03:00	0	0	0	0	0
10/26/2015 04:00	0	0	0	0	0
10/26/2015 05:00	0	0	0	0	0
10/26/2015 06:00	0	0	0	0	0
10/26/2015 07:00	0	0	0	0	0
10/26/2015 08:00	0	0	0	0	0
10/26/2015 09:00	0	0	0	0	0
10/26/2015 10:00	0	0	0	0	0
10/26/2015 11:00	0	0	0	0	0
10/26/2015 12:00	0	0	0	0	0
10/26/2015 13:00	0	0	0	0	0
10/26/2015 14:00	0	0	0	0	0
10/26/2015 15:00	0	0	0	0	0
10/26/2015 16:00	0	0	0	0	0
10/26/2015 17:00	0	0	0	0	0
10/26/2015 18:00	0	0	0	0	0
10/26/2015 19:00	0	0	0	0	0
10/26/2015 20:00	0	0	0	0	0

	Unit 1 (Part 75 Data)	Unit 1 (Part 60 Data)	Unit 2 (Part 75 Data)	Unit 2 (Part 60 Data)	Units 1&2 Combined
	SO2_LbPerHr	SO2_P60_LbPerHr	SO2_LbPerHr	SO2_P60_LbPerHr	(Part 60 Data)
	1H	1H	1H	1H	
Time	Value	Value	Value	Value	
10/26/2015 21:00	0	0	0	0	0
10/26/2015 22:00	0	0	0	0	0
10/26/2015 23:00	0	0	0	0	0
10/27/2015 00:00	0	0	0	0	0
10/27/2015 01:00	0	0	0	0	0
10/27/2015 02:00	0	0	0	0	0
10/27/2015 03:00	0	0	0	0	0
10/27/2015 04:00	0	0	0	0	0
10/27/2015 05:00	0	0	0	0	0
10/27/2015 06:00	0	0	0	0	0
10/27/2015 07:00	0	0	0	0	0
10/27/2015 08:00	0	0	0	0	0
10/27/2015 09:00	0	0	0	0	0
10/27/2015 10:00	0	0	0	0	0
10/27/2015 11:00	0	0	0	0	0
10/27/2015 12:00	0	0	0	0	0
10/27/2015 13:00	0	0	0	0	0
10/27/2015 14:00	0	0	0	0	0
10/27/2015 15:00	0	0	0	0	0
10/27/2015 16:00	0	0	0	0	0
10/27/2015 17:00	0	0	0	0	0
10/27/2015 18:00	0	0	0	0	0
10/27/2015 19:00	0	0	0	0	0
10/27/2015 20:00	0	0	0	0	0
10/27/2015 21:00	0	0	0	0	0
10/27/2015 22:00	0	0	0	0	0
10/27/2015 23:00	0	0	0	0	0
10/28/2015 00:00	0	0	0	0	0
10/28/2015 01:00	0	0	0	0	0
10/28/2015 02:00	0	0	0	0	0
10/28/2015 03:00	0	0	0	0	0
10/28/2015 04:00	0	0	0	0	0
10/28/2015 05:00	0	0	0	0	0
10/28/2015 06:00	0	0	0	0	0
10/28/2015 07:00	0	0	0	0	0
10/28/2015 08:00	0	0	0	0	0
10/28/2015 09:00	0	0	0	0	0
10/28/2015 10:00	0	0	0	0	0
10/28/2015 11:00	0	0	0	0	0
10/28/2015 12:00	0	0	0	0	0
10/28/2015 13:00	0	0	0	0	0
10/28/2015 14:00	0	0	0	0	0
10/28/2015 15:00	0	0	0	0	0
10/28/2015 16:00	0	0	0	0	0
10/28/2015 17:00	0	0	0	0	0
10/28/2015 18:00	0	0	0	0	0
10/28/2015 19:00	0	0	0	0	0
10/28/2015 20:00	0	0	0	0	0
10/28/2015 21:00	0	0	0	0	0
10/28/2015 22:00	0	0	0	0	0
10/28/2015 23:00	0	0	0	0	0
10/29/2015 00:00	0	0	0	0	0
10/29/2015 01:00	0	0	0	0	0
10/29/2015 02:00	0	0	0	0	0
10/29/2015 03:00	0	0	0	0	0
10/29/2015 04:00	0	0	0	0	0
10/29/2015 05:00	0	0	0	0	0
10/29/2015 06:00	0	0	0	0	0
10/29/2015 07:00	0	0	0	0	0
10/29/2015 08:00	0	0	0	0	0
10/29/2015 09:00	0	0	0	0	0
10/29/2015 10:00	0	0	0	0	0
10/29/2015 11:00	0	0	0	0	0
10/29/2015 12:00	0	0	0	0	0
10/29/2015 13:00	0	0	0	0	0

	Unit 1 (Part 75 Data)	Unit 1 (Part 60 Data)	Unit 2 (Part 75 Data)	Unit 2 (Part 60 Data)	Units 1&2 Combined
	SO2_LbPerHr	SO2_P60_LbPerHr	SO2_LbPerHr	SO2_P60_LbPerHr	(Part 60 Data)
	1H	1H	1H	1H	
Time	Value	Value	Value	Value	
10/29/2015 14:00	0	0	0	0	0
10/29/2015 15:00	0	0	0	0	0
10/29/2015 16:00	0	0	0	0	0
10/29/2015 17:00	0	0	0	0	0
10/29/2015 18:00	0	0	0	0	0
10/29/2015 19:00	0	0	0	0	0
10/29/2015 20:00	0	0	0	0	0
10/29/2015 21:00	0	0	0	0	0
10/29/2015 22:00	0	0	0	0	0
10/29/2015 23:00	0	0	0	0	0
10/30/2015 00:00	0	0	0	0	0
10/30/2015 01:00	0	0	0	0	0
10/30/2015 02:00	0	0	0	0	0
10/30/2015 03:00	0	0	0	0	0
10/30/2015 04:00	0	0	0	0	0
10/30/2015 05:00	0	0	0	0	0
10/30/2015 06:00	0	0	0	0	0
10/30/2015 07:00	0	0	0	0	0
10/30/2015 08:00	0	0	0	0	0
10/30/2015 09:00	0	0	0	0	0
10/30/2015 10:00	0	0	0	0	0
10/30/2015 11:00	0	0	0	0	0
10/30/2015 12:00	0	0	0	0	0
10/30/2015 13:00	0	0	0	0	0
10/30/2015 14:00	0	0	0	0	0
10/30/2015 15:00	0	0	0	0	0
10/30/2015 16:00	0	0	0	0	0
10/30/2015 17:00	0	0	0	0	0
10/30/2015 18:00	0	0	0	0	0
10/30/2015 19:00	0	0	0	0	0
10/30/2015 20:00	0	0	0	0	0
10/30/2015 21:00	0	0	0	0	0
10/30/2015 22:00	0	0	0	0	0
10/30/2015 23:00	0	0	0	0	0
10/31/2015 00:00	0	0	0	0	0
10/31/2015 01:00	0	0	0	0	0
10/31/2015 02:00	0	0	0	0	0
10/31/2015 03:00	0	0	0	0	0
10/31/2015 04:00	0	0	0	0	0
10/31/2015 05:00	0	0	0	0	0
10/31/2015 06:00	0	0	0	0	0
10/31/2015 07:00	0	0	0	0	0
10/31/2015 08:00	0	0	0	0	0
10/31/2015 09:00	0	0	0	0	0
10/31/2015 10:00	0	0	0	0	0
10/31/2015 11:00	0	0	0	0	0
10/31/2015 12:00	0	0	0	0	0
10/31/2015 13:00	0	0	0	0	0
10/31/2015 14:00	0	0	0	0	0
10/31/2015 15:00	0	0	0	0	0
10/31/2015 16:00	0	0	0	0	0
10/31/2015 17:00	0	0	0	0	0
10/31/2015 18:00	0	0	0	0	0
10/31/2015 19:00	0	0	0	0	0
10/31/2015 20:00	0	0	0	0	0
10/31/2015 21:00	0	0	0	0	0
10/31/2015 22:00	0	0	0	0	0
10/31/2015 23:00	0	0	0	0	0
11/01/2015 00:00	0	0	0	0	0
11/01/2015 01:00	0	0	0	0	0
11/01/2015 02:00	0	0	0	0	0
11/01/2015 03:00	0	0	0	0	0
11/01/2015 04:00	0	0	0	0	0
11/01/2015 05:00	0	0	0	0	0
11/01/2015 06:00	0	0	0	0	0

	Unit 1 (Part 75 Data)	Unit 1 (Part 60 Data)	Unit 2 (Part 75 Data)	Unit 2 (Part 60 Data)	Units 1&2 Combined
	SO2_LbPerHr	SO2_P60_LbPerHr	SO2_LbPerHr	SO2_P60_LbPerHr	(Part 60 Data)
	1H	1H	1H	1H	
Time	Value	Value	Value	Value	
11/01/2015 07:00	0	0	0	0	0
11/01/2015 08:00	0	0	0	0	0
11/01/2015 09:00	0	0	0	0	0
11/01/2015 10:00	0	0	0	0	0
11/01/2015 11:00	0	0	0	0	0
11/01/2015 12:00	0	0	0	0	0
11/01/2015 13:00	0	0	0	0	0
11/01/2015 14:00	0	0	0	0	0
11/01/2015 15:00	0	0	0	0	0
11/01/2015 16:00	0	0	0	0	0
11/01/2015 17:00	0	0	0	0	0
11/01/2015 18:00	0	0	0	0	0
11/01/2015 19:00	0	0	0	0	0
11/01/2015 20:00	0	0	0	0	0
11/01/2015 21:00	0	0	0	0	0
11/01/2015 22:00	0	0	0	0	0
11/01/2015 23:00	0	0	0	0	0
11/02/2015 00:00	0	0	0	0	0
11/02/2015 01:00	0	0	0	0	0
11/02/2015 02:00	0	0	0	0	0
11/02/2015 03:00	0	0	0	0	0
11/02/2015 04:00	0	0	0	0	0
11/02/2015 05:00	0	0	0	0	0
11/02/2015 06:00	0	0	0	0	0
11/02/2015 07:00	0	0	0	0	0
11/02/2015 08:00	0	0	0	0	0
11/02/2015 09:00	0	0	0	0	0
11/02/2015 10:00	0	0	0	0	0
11/02/2015 11:00	0	0	0	0	0
11/02/2015 12:00	0	0	0	0	0
11/02/2015 13:00	0	0	0	0	0
11/02/2015 14:00	0	0	0	0	0
11/02/2015 15:00	0	0	0	0	0
11/02/2015 16:00	0	0	0	0	0
11/02/2015 17:00	0	0	0	0	0
11/02/2015 18:00	0	0	0	0	0
11/02/2015 19:00	0	0	0	0	0
11/02/2015 20:00	0	0	0	0	0
11/02/2015 21:00	0	0	0	0	0
11/02/2015 22:00	0	0	0	0	0
11/02/2015 23:00	0	0	0	0	0
11/03/2015 00:00	0	0	0	0	0
11/03/2015 01:00	0	0	0	0	0
11/03/2015 02:00	0	0	0	0	0
11/03/2015 03:00	0	0	0	0	0
11/03/2015 04:00	0	0	0	0	0
11/03/2015 05:00	0	0	0	0	0
11/03/2015 06:00	0	0	0	0	0
11/03/2015 07:00	0	0	0	0	0
11/03/2015 08:00	0	0	0	0	0
11/03/2015 09:00	0	0	0	0	0
11/03/2015 10:00	0	0	0	0	0
11/03/2015 11:00	0	0	0	0	0
11/03/2015 12:00	0	0	0	0	0
11/03/2015 13:00	0	0	0	0	0
11/03/2015 14:00	0	0	0	0	0
11/03/2015 15:00	0	0	0	0	0
11/03/2015 16:00	0	0	0	0	0
11/03/2015 17:00	0	0	0	0	0
11/03/2015 18:00	0	0	0	0	0
11/03/2015 19:00	0	0	0	0	0
11/03/2015 20:00	0	0	0	0	0
11/03/2015 21:00	0	0	0	0	0
11/03/2015 22:00	0	0	0	0	0
11/03/2015 23:00	0	0	0	0	0

	Unit 1 (Part 75 Data)	Unit 1 (Part 60 Data)	Unit 2 (Part 75 Data)	Unit 2 (Part 60 Data)	Units 1&2 Combined
	SO2_LbPerHr	SO2_P60_LbPerHr	SO2_LbPerHr	SO2_P60_LbPerHr	(Part 60 Data)
	1H	1H	1H	1H	
Time	Value	Value	Value	Value	
11/04/2015 00:00	0	0	0	0	0
11/04/2015 01:00	0	0	0	0	0
11/04/2015 02:00	0	0	0	0	0
11/04/2015 03:00	0	0	0	0	0
11/04/2015 04:00	0	0	0	0	0
11/04/2015 05:00	0	0	0	0	0
11/04/2015 06:00	0	0	0	0	0
11/04/2015 07:00	0	0	0	0	0
11/04/2015 08:00	0	0	0	0	0
11/04/2015 09:00	0	0	0	0	0
11/04/2015 10:00	0	0	0	0	0
11/04/2015 11:00	0	0	0	0	0
11/04/2015 12:00	0	0	0	0	0
11/04/2015 13:00	0	0	0	0	0
11/04/2015 14:00	0	0	0	0	0
11/04/2015 15:00	0	0	0	0	0
11/04/2015 16:00	0	0	0	0	0
11/04/2015 17:00	0	0	0	0	0
11/04/2015 18:00	0	0	0	0	0
11/04/2015 19:00	0	0	0	0	0
11/04/2015 20:00	0	0	0	0	0
11/04/2015 21:00	0	0	0	0	0
11/04/2015 22:00	0	0	0	0	0
11/04/2015 23:00	0	0	0	0	0
11/05/2015 00:00	0	0	0	0	0
11/05/2015 01:00	0	0	0	0	0
11/05/2015 02:00	0	0	0	0	0
11/05/2015 03:00	0	0	0	0	0
11/05/2015 04:00	0	0	0	0	0
11/05/2015 05:00	0	0	0	0	0
11/05/2015 06:00	0	0	0	0	0
11/05/2015 07:00	0	0	0	0	0
11/05/2015 08:00	0	0	0	0	0
11/05/2015 09:00	0	0	0	0	0
11/05/2015 10:00	0	0	0	0	0
11/05/2015 11:00	0	0	0	0	0
11/05/2015 12:00	0	0	0	0	0
11/05/2015 13:00	0	0	0	0	0
11/05/2015 14:00	0	0	0	0	0
11/05/2015 15:00	0	0	0	0	0
11/05/2015 16:00	0	0	0	0	0
11/05/2015 17:00	0	0	0	0	0
11/05/2015 18:00	0	0	0	0	0
11/05/2015 19:00	0	0	0	0	0
11/05/2015 20:00	0	0	0	0	0
11/05/2015 21:00	0	0	0	0	0
11/05/2015 22:00	0	0	0	0	0
11/05/2015 23:00	0	0	0	0	0
11/06/2015 00:00	0	0	0	0	0
11/06/2015 01:00	0	0	0	0	0
11/06/2015 02:00	0	0	0	0	0
11/06/2015 03:00	0	0	0	0	0
11/06/2015 04:00	0	0	0	0	0
11/06/2015 05:00	0	0	0	0	0
11/06/2015 06:00	0	0	0	0	0
11/06/2015 07:00	0	0	0	0	0
11/06/2015 08:00	0	0	0	0	0
11/06/2015 09:00	0	0	0	0	0
11/06/2015 10:00	0	0	0	0	0
11/06/2015 11:00	0	0	0	0	0
11/06/2015 12:00	0	0	0	0	0
11/06/2015 13:00	0	0	0	0	0
11/06/2015 14:00	0	0	0	0	0
11/06/2015 15:00	0	0	0	0	0
11/06/2015 16:00	0	0	0	0	0

	Unit 1 (Part 75 Data)	Unit 1 (Part 60 Data)	Unit 2 (Part 75 Data)	Unit 2 (Part 60 Data)	Units 1&2 Combined
	SO2_LbPerHr	SO2_P60_LbPerHr	SO2_LbPerHr	SO2_P60_LbPerHr	(Part 60 Data)
	1H	1H	1H	1H	
Time	Value	Value	Value	Value	
11/06/2015 17:00	0	0	0	0	0
11/06/2015 18:00	0	0	0	0	0
11/06/2015 19:00	0	0	0	0	0
11/06/2015 20:00	0	0	0	0	0
11/06/2015 21:00	0	0	0	0	0
11/06/2015 22:00	0	0	0	0	0
11/06/2015 23:00	0	0	0	0	0
11/07/2015 00:00	0	0	0	0	0
11/07/2015 01:00	0	0	0	0	0
11/07/2015 02:00	0	0	0	0	0
11/07/2015 03:00	0	0	0	0	0
11/07/2015 04:00	0	0	0	0	0
11/07/2015 05:00	0	0	0	0	0
11/07/2015 06:00	0	0	0	0	0
11/07/2015 07:00	0	0	0	0	0
11/07/2015 08:00	0	0	0	0	0
11/07/2015 09:00	0	0	0	0	0
11/07/2015 10:00	0	0	0	0	0
11/07/2015 11:00	0	0	0	0	0
11/07/2015 12:00	0	0	0	0	0
11/07/2015 13:00	0	0	0	0	0
11/07/2015 14:00	0	0	0	0	0
11/07/2015 15:00	0	0	0	0	0
11/07/2015 16:00	0	0	0	0	0
11/07/2015 17:00	0	0	0	0	0
11/07/2015 18:00	0	0	0	0	0
11/07/2015 19:00	0	0	0	0	0
11/07/2015 20:00	0	0	0	0	0
11/07/2015 21:00	0	0	0	0	0
11/07/2015 22:00	0	0	0	0	0
11/07/2015 23:00	0	0	0	0	0
11/08/2015 00:00	0	0	0	0	0
11/08/2015 01:00	0	0	0	0	0
11/08/2015 02:00	0	0	0	0	0
11/08/2015 03:00	0	0	0	0	0
11/08/2015 04:00	0	0	2.8	2.7	2.7
11/08/2015 05:00	0	0	8.3	7.4	7.4
11/08/2015 06:00	0	0	11.1	9.4	9.4
11/08/2015 07:00	0	0	9.8	8.8	8.8
11/08/2015 08:00	0	0	16.1	14.3	14.3
11/08/2015 09:00	0	0	20.3	17.6	17.6
11/08/2015 10:00	0	0	23.7	21	21
11/08/2015 11:00	0	0	25.1	21.7	21.7
11/08/2015 12:00	0	0	26.5	23	23
11/08/2015 13:00	0	0	44.2	38.8	38.8
11/08/2015 14:00	0	0	57	49.9	49.9
11/08/2015 15:00	0	0	52.4	46.1	46.1
11/08/2015 16:00	0	0	88.1	77.1	77.1
11/08/2015 17:00	0	0	97.6	85.3	85.3
11/08/2015 18:00	0	0	103.6	90.3	90.3
11/08/2015 19:00	0	0	29.8	26	26
11/08/2015 20:00	0	0	49.1	42.9	42.9
11/08/2015 21:00	0	0	76.8	67.2	67.2
11/08/2015 22:00	0	0	158.1	137.8	137.8
11/08/2015 23:00	0	0	118.1	102.9	102.9
11/09/2015 00:00	0	0	439.8	384.9	384.9
11/09/2015 01:00	0	0	249.2	217.9	217.9
11/09/2015 02:00	0	0	273.9	239.2	239.2
11/09/2015 03:00	0	0	476.1	416.3	416.3
11/09/2015 04:00	0	0	184.4	161.3	161.3
11/09/2015 05:00	0	0	267.2	232.9	232.9
11/09/2015 06:00	0	0	307.2	268.9	268.9
11/09/2015 07:00	0	0	292.6	256.1	256.1
11/09/2015 08:00	0	0	288	251.7	251.7
11/09/2015 09:00	0	0	329.5	287.6	287.6

	Unit 1 (Part 75 Data)	Unit 1 (Part 60 Data)	Unit 2 (Part 75 Data)	Unit 2 (Part 60 Data)	Units 1&2 Combined
	SO2_LbPerHr	SO2_P60_LbPerHr	SO2_LbPerHr	SO2_P60_LbPerHr	(Part 60 Data)
	1H	1H	1H	1H	
Time	Value	Value	Value	Value	
11/09/2015 10:00	0	0	342.8	299.3	299.3
11/09/2015 11:00	0	0	420.4	367.2	367.2
11/09/2015 12:00	0	0	323.3	283	283
11/09/2015 13:00	0	0	376.8	329.4	329.4
11/09/2015 14:00	0	0	458.1	400.9	400.9
11/09/2015 15:00	0	0	554.3	484.7	484.7
11/09/2015 16:00	0	0	497.3	435.1	435.1
11/09/2015 17:00	0	0	598.8	523	523
11/09/2015 18:00	0	0	570.6	498.8	498.8
11/09/2015 19:00	0	0	543.3	475	475
11/09/2015 20:00	0	0	567.3	495.7	495.7
11/09/2015 21:00	0	0	742.6	649	649
11/09/2015 22:00	0	0	827.9	723.7	723.7
11/09/2015 23:00	0	0	654.3	571.7	571.7
11/10/2015 00:00	0	0	358.1	313.2	313.2
11/10/2015 01:00	0	0	231.3	202.6	202.6
11/10/2015 02:00	0	0	258.1	225.4	225.4
11/10/2015 03:00	0	0	276.4	241.5	241.5
11/10/2015 04:00	0	0	461	402.4	402.4
11/10/2015 05:00	0	0	679.9	594.2	594.2
11/10/2015 06:00	0	0	571.7	499.4	499.4
11/10/2015 07:00	0	0	607.7	531.3	531.3
11/10/2015 08:00	0	0	698.1	609.7	609.7
11/10/2015 09:00	0	0	779.3	680.7	680.7
11/10/2015 10:00	0	0	621.7	542.7	542.7
11/10/2015 11:00	0	0	670.6	586.7	586.7
11/10/2015 12:00	0	0	701.7	613.5	613.5
11/10/2015 13:00	0	0	635	554.7	554.7
11/10/2015 14:00	0	0	633.4	553.5	553.5
11/10/2015 15:00	0	0	599.6	523.6	523.6
11/10/2015 16:00	0	0	586.2	511.6	511.6
11/10/2015 17:00	0	0	758.1	662	662
11/10/2015 18:00	0	0	707.6	618.1	618.1
11/10/2015 19:00	0	0	556.3	486.6	486.6
11/10/2015 20:00	0	0	560.7	490	490
11/10/2015 21:00	0	0	567.2	495.8	495.8
11/10/2015 22:00	0	0	549.9	480.1	480.1
11/10/2015 23:00	0	0	518	453.2	453.2
11/11/2015 00:00	0	0	519	453.8	453.8
11/11/2015 01:00	0	0	398.7	347.8	347.8
11/11/2015 02:00	0	0	404.9	354	354
11/11/2015 03:00	0	0	388.8	339.8	339.8
11/11/2015 04:00	0	0	498.6	436.1	436.1
11/11/2015 05:00	0	0	541.9	472.9	472.9
11/11/2015 06:00	0	0	675.5	589.6	589.6
11/11/2015 07:00	0	0	557.2	486.2	486.2
11/11/2015 08:00	0	0	533.2	466	466
11/11/2015 09:00	0	0	232.4	202.5	202.5
11/11/2015 10:00	0	0	652.3	570.4	570.4
11/11/2015 11:00	0	0	670.8	586	586
11/11/2015 12:00	0	0	635.1	554.5	554.5
11/11/2015 13:00	0	0	620	541.6	541.6
11/11/2015 14:00	0	0	606	529.5	529.5
11/11/2015 15:00	0	0	584.7	510.6	510.6
11/11/2015 16:00	0	0	585.9	511.8	511.8
11/11/2015 17:00	0	0	992.2	866.5	866.5
11/11/2015 18:00	0	0	1143.8	999.5	999.5
11/11/2015 19:00	0	0	602	526.4	526.4
11/11/2015 20:00	0	0	834.9	729	729
11/11/2015 21:00	0	0	706.8	617.8	617.8
11/11/2015 22:00	0	0	648.4	566.3	566.3
11/11/2015 23:00	0	0	473.5	413.6	413.6
11/12/2015 00:00	0	0	249.3	217.5	217.5
11/12/2015 01:00	0	0	340.5	297.3	297.3
11/12/2015 02:00	0	0	327.1	285.5	285.5

	Unit 1 (Part 75 Data)	Unit 1 (Part 60 Data)	Unit 2 (Part 75 Data)	Unit 2 (Part 60 Data)	Units 1&2 Combined
	SO2_LbPerHr	SO2_P60_LbPerHr	SO2_LbPerHr	SO2_P60_LbPerHr	(Part 60 Data)
	1H	1H	1H	1H	
Time	Value	Value	Value	Value	
11/12/2015 03:00	0	0	318.7	278.6	278.6
11/12/2015 04:00	0	0	331.5	289.8	289.8
11/12/2015 05:00	0	0	556.8	486	486
11/12/2015 06:00	0	0	850.1	742.5	742.5
11/12/2015 07:00	0	0	685.2	598.4	598.4
11/12/2015 08:00	0	0	767.1	669.6	669.6
11/12/2015 09:00	0	0	820.5	716.2	716.2
11/12/2015 10:00	0	0	776	678.8	678.8
11/12/2015 11:00	0	0	785.7	686.7	686.7
11/12/2015 12:00	0	0	803.2	702	702
11/12/2015 13:00	0	0	799.5	698.2	698.2
11/12/2015 14:00	0	0	798.3	696.8	696.8
11/12/2015 15:00	0	0	797	695.9	695.9
11/12/2015 16:00	0	0	840.4	734.8	734.8
11/12/2015 17:00	0	0	816.5	714	714
11/12/2015 18:00	0	0	823.4	718.9	718.9
11/12/2015 19:00	0	0	813.2	710.4	710.4
11/12/2015 20:00	0	0	807.4	706	706
11/12/2015 21:00	0	0	815.4	712.1	712.1
11/12/2015 22:00	0	0	847	740.6	740.6
11/12/2015 23:00	0	0	832.3	727.9	727.9
11/13/2015 00:00	0	0	676.8	591	591
11/13/2015 01:00	0	0	777.3	678.7	678.7
11/13/2015 02:00	0	0	742.6	648.4	648.4
11/13/2015 03:00	0	0	765.9	669.2	669.2
11/13/2015 04:00	0	0	723.5	632.9	632.9
11/13/2015 05:00	0	0	737	644	644
11/13/2015 06:00	0	0	756.3	660.5	660.5
11/13/2015 07:00	0	0	828.4	724.4	724.4
11/13/2015 08:00	0	0	695.5	607.4	607.4
11/13/2015 09:00	0	0	742.1	647.9	647.9
11/13/2015 10:00	0	0	720.6	629	629
11/13/2015 11:00	0	0	720.6	629	629
11/13/2015 12:00	0	0	717.6	627.2	627.2
11/13/2015 13:00	0	0	732.7	640.1	640.1
11/13/2015 14:00	0	0	744.4	649.8	649.8
11/13/2015 15:00	0	0	744.5	649.9	649.9
11/13/2015 16:00	21.7	0	753.4	658.5	658.5
11/13/2015 17:00	21.7	0	745.5	651.3	651.3
11/13/2015 18:00	0	0	830.7	726.5	726.5
11/13/2015 19:00	0	0	741.5	648.1	648.1
11/13/2015 20:00	0	0	800.1	699.8	699.8
11/13/2015 21:00	0	0	839.7	733.4	733.4
11/13/2015 22:00	0	0	695.3	607.2	607.2
11/13/2015 23:00	0	0	787.8	688.8	688.8
11/14/2015 00:00	0	0	746.1	652.6	652.6
11/14/2015 01:00	0	0	771.8	674.4	674.4
11/14/2015 02:00	0	0	752.2	657.5	657.5
11/14/2015 03:00	0	0	848.6	741.3	741.3
11/14/2015 04:00	0	0	730	637.7	637.7
11/14/2015 05:00	0	0	738.5	645.8	645.8
11/14/2015 06:00	0	0	759	663.4	663.4
11/14/2015 07:00	0	0	782.5	683.2	683.2
11/14/2015 08:00	0	0	485.1	424.2	424.2
11/14/2015 09:00	0	0	332.8	290.1	290.1
11/14/2015 10:00	0	0	690.8	604.3	604.3
11/14/2015 11:00	0	0	732.3	639.4	639.4
11/14/2015 12:00	0	0	668.7	584.1	584.1
11/14/2015 13:00	0	0	676.4	591.4	591.4
11/14/2015 14:00	0	0	665	580.9	580.9
11/14/2015 15:00	3.9	3.9	680.2	594.9	598.8
11/14/2015 16:00	111	103.5	681.8	596.2	699.7
11/14/2015 17:00	177.9	166.1	704.8	615.8	781.9
11/14/2015 18:00	268.2	250.9	665.4	580.8	831.7
11/14/2015 19:00	499.8	466.6	675.8	589.9	1056.5

	Unit 1 (Part 75 Data)	Unit 1 (Part 60 Data)	Unit 2 (Part 75 Data)	Unit 2 (Part 60 Data)	Units 1&2 Combined
	SO2_LbPerHr	SO2_P60_LbPerHr	SO2_LbPerHr	SO2_P60_LbPerHr	(Part 60 Data)
	1H	1H	1H	1H	
Time	Value	Value	Value	Value	
11/14/2015 20:00	497.6	465.8	693.9	605.6	1071.4
11/14/2015 21:00	512.9	479.3	678.7	592.6	1071.9
11/14/2015 22:00	530.9	495.5	672.3	587.9	1083.4
11/14/2015 23:00	586.3	548	686.6	600.1	1148.1
11/15/2015 00:00	882.8	825.3	673.5	589	1414.3
11/15/2015 01:00	541.6	506.8	662.7	578.7	1085.5
11/15/2015 02:00	575.3	537.2	697.5	609.1	1146.3
11/15/2015 03:00	571.7	533.7	747.6	653.1	1186.8
11/15/2015 04:00	582.9	545	703.1	614.7	1159.7
11/15/2015 05:00	580	542.2	684.7	598.3	1140.5
11/15/2015 06:00	560.8	524.7	676.4	591.7	1116.4
11/15/2015 07:00	571.6	533.9	671.9	587.6	1121.5
11/15/2015 08:00	549.9	513.9	674	589.4	1103.3
11/15/2015 09:00	704.5	658.9	675.6	590.8	1249.7
11/15/2015 10:00	556.5	519.4	678.6	592.3	1111.7
11/15/2015 11:00	793.2	741.6	683.4	596.8	1338.4
11/15/2015 12:00	752.7	703.9	669.7	585.5	1289.4
11/15/2015 13:00	529.9	495.3	677.9	592	1087.3
11/15/2015 14:00	706.2	660.4	621.1	543.2	1203.6
11/15/2015 15:00	511.6	478.1	501.7	438.5	916.6
11/15/2015 16:00	567.4	529.8	494	431.1	960.9
11/15/2015 17:00	675.9	632.1	618.5	540	1172.1
11/15/2015 18:00	679.2	634.3	696.7	609.1	1243.4
11/15/2015 19:00	585.4	547.6	567.4	495.3	1042.9
11/15/2015 20:00	618.7	578.5	606.9	529.7	1108.2
11/15/2015 21:00	513.1	479.2	514.6	449.3	928.5
11/15/2015 22:00	460.3	429.7	156.1	136.9	566.6
11/15/2015 23:00	425.6	398.3	311.1	272.1	670.4
11/16/2015 00:00	255.4	239.3	218.1	191	430.3
11/16/2015 01:00	307.7	288.2	228.5	199.9	488.1
11/16/2015 02:00	323.6	302.6	217	190	492.6
11/16/2015 03:00	297	277.3	218.1	191	468.3
11/16/2015 04:00	378.8	353.4	330.2	287.9	641.3
11/16/2015 05:00	566.9	529.7	525.5	459.5	989.2
11/16/2015 06:00	698.4	653.3	829.1	725	1378.3
11/16/2015 07:00	786.5	735.4	773.8	676.9	1412.3
11/16/2015 08:00	716.6	669.4	588.8	515.1	1184.5
11/16/2015 09:00	801.1	748.2	497.3	435.2	1183.4
11/16/2015 10:00	640.4	598.9	496.3	433.3	1032.2
11/16/2015 11:00	734.4	686.2	750.8	656.7	1342.9
11/16/2015 12:00	629.4	587.9	629	550	1137.9
11/16/2015 13:00	685.8	640.6	663	579.8	1220.4
11/16/2015 14:00	635	593.7	619.5	541.9	1135.6
11/16/2015 15:00	630.1	589.6	634.1	554.4	1144
11/16/2015 16:00	634.2	593.4	647.2	566.1	1159.5
11/16/2015 17:00	732.6	684.4	682.1	596.1	1280.5
11/16/2015 18:00	888.6	829.8	815.1	712.7	1542.5
11/16/2015 19:00	795	742.1	757.7	662.3	1404.4
11/16/2015 20:00	875.8	818.5	594.4	519.7	1338.2
11/16/2015 21:00	522.5	488.5	290.8	253.6	742.1
11/16/2015 22:00	546.9	511.6	519.9	454.7	966.3
11/16/2015 23:00	470.6	440.4	525.3	459	899.4
11/17/2015 00:00	488.1	456.6	88.9	77.7	534.3
11/17/2015 01:00	240.4	224.9	156.5	137.3	362.2
11/17/2015 02:00	345.9	323	315.3	275.4	598.4
11/17/2015 03:00	335.7	314.1	287.6	250.8	564.9
11/17/2015 04:00	332.1	310.7	333.7	291.6	602.3
11/17/2015 05:00	455.8	425.4	440.2	384.9	810.3
11/17/2015 06:00	756.7	707.9	662.8	579	1286.9
11/17/2015 07:00	808.8	755.8	420.9	368.2	1124
11/17/2015 08:00	714.8	668.4	492.6	430.9	1099.3
11/17/2015 09:00	724	676.5	676.5	591.2	1267.7
11/17/2015 10:00	744.3	694.9	724.4	633.4	1328.3
11/17/2015 11:00	1010.2	944.6	791.3	691.9	1636.5
11/17/2015 12:00	833.2	778.1	665.3	581.7	1359.8

	Unit 1 (Part 75 Data)	Unit 1 (Part 60 Data)	Unit 2 (Part 75 Data)	Unit 2 (Part 60 Data)	Units 1&2 Combined
	SO2_LbPerHr	SO2_P60_LbPerHr	SO2_LbPerHr	SO2_P60_LbPerHr	(Part 60 Data)
	1H	1H	1H	1H	
Time	Value	Value	Value	Value	
11/17/2015 13:00	785.2	734	687.6	600.7	1334.7
11/17/2015 14:00	351.4	328.7	596	520.5	849.2
11/17/2015 15:00	538	502	748.1	654	1156
11/17/2015 16:00	1174.1	1098.1	724.8	633.6	1731.7
11/17/2015 17:00	842.3	787	902.6	788.3	1575.3
11/17/2015 18:00	842.5	787.4	970.8	848.7	1636.1
11/17/2015 19:00	687	641.4	590.3	515.4	1156.8
11/17/2015 20:00	506.1	473.7	560.9	489.6	963.3
11/17/2015 21:00	617.6	577.5	573.2	500.7	1078.2
11/17/2015 22:00	278.8	260.9	297.3	259.5	520.4
11/17/2015 23:00	302.1	281.9	248.9	217.4	499.3
11/18/2015 00:00	523	488.7	327.3	286.4	775.1
11/18/2015 01:00	507.9	474.8	310.1	270.9	745.7
11/18/2015 02:00	521.6	487.1	314.1	274.7	761.8
11/18/2015 03:00	490.3	458.7	340.7	297.8	756.5
11/18/2015 04:00	521.9	487.3	340.8	297.8	785.1
11/18/2015 05:00	561.9	525	363.1	317	842
11/18/2015 06:00	609.1	570	671.1	586.4	1156.4
11/18/2015 07:00	552.3	515.7	613.3	535.2	1050.9
11/18/2015 08:00	883	825.6	711.3	621.7	1447.3
11/18/2015 09:00	592.7	553.2	575.8	502.7	1055.9
11/18/2015 10:00	781	729.3	614.5	537.4	1266.7
11/18/2015 11:00	753.5	703.8	774.5	676.6	1380.4
11/18/2015 12:00	295.2	275.5	726.8	635.6	911.1
11/18/2015 13:00	837.7	782.2	797.7	696.5	1478.7
11/18/2015 14:00	754	705	472.4	412.6	1117.6
11/18/2015 15:00	652.4	609.3	510	445.1	1054.4
11/18/2015 16:00	657.3	614.2	733.5	640.6	1254.8
11/18/2015 17:00	1514.9	1415.2	1127.2	985.2	2400.4
11/18/2015 18:00	931.4	870	1033.9	904	1774
11/18/2015 19:00	1170.8	1093.6	1092.3	955	2048.6
11/18/2015 20:00	1060.6	991.6	756.8	661.9	1653.5
11/18/2015 21:00	887.6	829.7	480.5	420.6	1250.3
11/18/2015 22:00	706.5	660.6	277.4	243	903.6
11/18/2015 23:00	593.9	554.4	186.9	162.7	717.1
11/19/2015 00:00	681.5	636.9	146.9	128.1	765
11/19/2015 01:00	508.9	475.4	159.6	139.3	614.7
11/19/2015 02:00	685.5	640.1	173.1	151.1	791.2
11/19/2015 03:00	763.9	713.8	183.6	159.9	873.7
11/19/2015 04:00	732.5	684.8	173.3	151.3	836.1
11/19/2015 05:00	934.3	872.3	220.3	193.1	1065.4
11/19/2015 06:00	684.5	639.9	266.6	233.4	873.3
11/19/2015 07:00	788.2	737	331.8	289.9	1026.9
11/19/2015 08:00	661.3	618.2	292.7	255.1	873.3
11/19/2015 09:00	943.4	881.6	401.1	350.5	1232.1
11/19/2015 10:00	762.2	712.8	440.6	385	1097.8
11/19/2015 11:00	764.1	713.6	493	431.1	1144.7
11/19/2015 12:00	1038.2	970.7	453.1	395.3	1366
11/19/2015 13:00	5401.2	5048.1	374.8	327.1	5375.2
11/19/2015 14:00	545.3	510.4	207.9	181.8	692.2
11/19/2015 15:00	511.8	477.7	121.8	106.3	584
11/19/2015 16:00	501.6	469.1	165.5	145.2	614.3
11/19/2015 17:00	804.6	751.1	454.5	396.7	1147.8
11/19/2015 18:00	915.7	856.4	983.8	859	1715.4
11/19/2015 19:00	847.3	791.8	728.7	637.5	1429.3
11/19/2015 20:00	925.1	863.6	665.5	582.1	1445.7
11/19/2015 21:00	721.5	673.6	478.3	417.8	1091.4
11/19/2015 22:00	758.4	708.8	471.5	411.6	1120.4
11/19/2015 23:00	659.9	617.2	247.3	216.5	833.7
11/20/2015 00:00	406.6	380.3	160.5	140.1	520.4
11/20/2015 01:00	380.9	355.7	196.3	171.9	527.6
11/20/2015 02:00	379.1	354.7	304.2	265.6	620.3
11/20/2015 03:00	256.4	240.1	260.1	227.6	467.7
11/20/2015 04:00	104.6	97.8	157	137.4	235.2
11/20/2015 05:00	421.3	421.3	230.2	201.3	622.6

	Unit 1 (Part 75 Data)	Unit 1 (Part 60 Data)	Unit 2 (Part 75 Data)	Unit 2 (Part 60 Data)	Units 1&2 Combined
	SO2_LbPerHr	SO2_P60_LbPerHr	SO2_LbPerHr	SO2_P60_LbPerHr	(Part 60 Data)
	1H	1H	1H	1H	
Time	Value	Value	Value	Value	
11/20/2015 06:00	301.5	281.5	378.5	330.1	611.6
11/20/2015 07:00	401.9	375.9	627.6	547.8	923.7
11/20/2015 08:00	762.2	762.2	702.2	613.2	1375.4
11/20/2015 09:00	1136.4	1061.9	594.9	519.3	1581.2
11/20/2015 10:00	550.9	515.2	635.5	555.2	1070.4
11/20/2015 11:00	537.1	501.3	526.2	460.3	961.6
11/20/2015 12:00	479.9	447.8	513.8	449	896.8
11/20/2015 13:00	574.1	537	647.7	566.6	1103.6
11/20/2015 14:00	506.4	473.3	515.1	450.4	923.7
11/20/2015 15:00	522	487.8	504.4	440.1	927.9
11/20/2015 16:00	497.4	464.2	469.3	409.8	874
11/20/2015 17:00	583.8	545.7	650.3	567.8	1113.5
11/20/2015 18:00	477.8	447.2	517.2	452.3	899.5
11/20/2015 19:00	544.3	508	472.5	412.9	920.9
11/20/2015 20:00	530.8	496	594.1	519.7	1015.7
11/20/2015 21:00	620.7	580.2	681.4	595.9	1176.1
11/20/2015 22:00	600.3	560.7	705.1	616.5	1177.2
11/20/2015 23:00	687.3	642.1	497.2	435.1	1077.2
11/21/2015 00:00	638.8	597.3	528.3	461.7	1059
11/21/2015 01:00	633.5	591.3	506.1	442.1	1033.4
11/21/2015 02:00	551.1	514.7	438.4	383	897.7
11/21/2015 03:00	484.2	453.2	488.8	427.1	880.3
11/21/2015 04:00	590.7	552.7	521.3	455.4	1008.1
11/21/2015 05:00	645	603.2	583	509.7	1112.9
11/21/2015 06:00	686.4	641.8	542.5	474.5	1116.3
11/21/2015 07:00	721.8	674	528.3	461.3	1135.3
11/21/2015 08:00	722.9	676.1	619.9	542.1	1218.2
11/21/2015 09:00	720.6	673.4	661.4	578.5	1251.9
11/21/2015 10:00	560.1	523.5	595	519.4	1042.9
11/21/2015 11:00	599	559.5	520.8	455.4	1014.9
11/21/2015 12:00	556.7	520.5	583.7	509.8	1030.3
11/21/2015 13:00	538.2	502.7	410.1	357.9	860.6
11/21/2015 14:00	536	501.4	474.2	414.1	915.5
11/21/2015 15:00	533.1	498.5	412.5	359.9	858.4
11/21/2015 16:00	590.4	551.7	511	446.9	998.6
11/21/2015 17:00	579.6	541.3	541	472.8	1014.1
11/21/2015 18:00	583.6	545.1	432.7	377.8	922.9
11/21/2015 19:00	605.6	565.6	484.3	423	988.6
11/21/2015 20:00	603	562.8	491.9	430.4	993.2
11/21/2015 21:00	533.5	498.2	386.9	338.5	836.7
11/21/2015 22:00	486.6	455.1	422	369.2	824.3
11/21/2015 23:00	475.3	444.7	429.4	375.5	820.2
11/22/2015 00:00	491.7	460	457.2	399.6	859.6
11/22/2015 01:00	465	434.4	447	390.7	825.1
11/22/2015 02:00	469.7	439.2	453.6	395.9	835.1
11/22/2015 03:00	466.6	436.1	445.6	389.6	825.7
11/22/2015 04:00	482.3	450.5	440	384	834.5
11/22/2015 05:00	472.5	441.9	433.4	379.2	821.1
11/22/2015 06:00	470.2	439.5	437.2	381.6	821.1
11/22/2015 07:00	504	471.2	456.4	398.5	869.7
11/22/2015 08:00	585.9	547.1	648.7	566.4	1113.5
11/22/2015 09:00	648.5	606.2	540.7	471.9	1078.1
11/22/2015 10:00	593.8	554.6	440.7	385.1	939.7
11/22/2015 11:00	603.3	563.6	514.3	449.3	1012.9
11/22/2015 12:00	618.3	578.5	580.3	507.1	1085.6
11/22/2015 13:00	582.2	544.1	521	454.9	999
11/22/2015 14:00	603	563.1	514.5	449.3	1012.4
11/22/2015 15:00	559.9	523.3	501.8	439.1	962.4
11/22/2015 16:00	556.4	520.7	546.2	477.8	998.5
11/22/2015 17:00	665.7	621.7	657.6	575.3	1197
11/22/2015 18:00	664.5	621.2	774.5	676.8	1298
11/22/2015 19:00	863.6	806.7	786.9	688.1	1494.8
11/22/2015 20:00	900.1	840.7	675.4	589.8	1430.5
11/22/2015 21:00	1015.9	949.4	724.2	633.3	1582.7
11/22/2015 22:00	1001.3	935	743.8	650.7	1585.7

	Unit 1 (Part 75 Data)	Unit 1 (Part 60 Data)	Unit 2 (Part 75 Data)	Unit 2 (Part 60 Data)	Units 1&2 Combined
	SO2_LbPerHr	SO2_P60_LbPerHr	SO2_LbPerHr	SO2_P60_LbPerHr	(Part 60 Data)
	1H	1H	1H	1H	
Time	Value	Value	Value	Value	
11/22/2015 23:00	773.8	723.3	579.2	506.4	1229.7
11/23/2015 00:00	912.8	853.7	577.4	503.9	1357.6
11/23/2015 01:00	778.4	727.9	352	307.8	1035.7
11/23/2015 02:00	782.7	730.8	190.7	166.3	897.1
11/23/2015 03:00	658.9	615.1	0	0	615.1
11/23/2015 04:00	708.6	662.7	0	0	662.7
11/23/2015 05:00	733.3	685.6	0	0	685.6
11/23/2015 06:00	829.3	775.5	0	0	775.5
11/23/2015 07:00	804.9	751.9	0	0	751.9
11/23/2015 08:00	796.2	744.9	0	0	744.9
11/23/2015 09:00	716.9	669.1	0	0	669.1
11/23/2015 10:00	880.7	823.7	0	0	823.7
11/23/2015 11:00	978.9	913.9	0	0	913.9
11/23/2015 12:00	622.1	580.5	0	0	580.5
11/23/2015 13:00	906.5	847.1	0	0	847.1
11/23/2015 14:00	685.4	640.2	0	0	640.2
11/23/2015 15:00	753.9	705.4	0	0	705.4
11/23/2015 16:00	788.5	737.2	0	0	737.2
11/23/2015 17:00	880.3	822.9	0	0	822.9
11/23/2015 18:00	758.3	708.4	0	0	708.4
11/23/2015 19:00	966	903.1	0	0	903.1
11/23/2015 20:00	897	838.3	0	0	838.3
11/23/2015 21:00	889.1	831.4	0	0	831.4
11/23/2015 22:00	732.4	684.1	0	0	684.1
11/23/2015 23:00	703.4	657.7	0	0	657.7
11/24/2015 00:00	754.3	704.4	0	0	704.4
11/24/2015 01:00	741.8	693.7	0	0	693.7
11/24/2015 02:00	798	745.6	0	0	745.6
11/24/2015 03:00	633.2	592.2	0	0	592.2
11/24/2015 04:00	609.1	568.6	0	0	568.6
11/24/2015 05:00	720.5	673.6	0	0	673.6
11/24/2015 06:00	956	893.2	0	0	893.2
11/24/2015 07:00	1218.8	1138.2	0	0	1138.2
11/24/2015 08:00	1560.9	1560.9	0	0	1560.9
11/24/2015 09:00	950.9	950.9	0	0	950.9
11/24/2015 10:00	576.2	576.2	0	0	576.2
11/24/2015 11:00	478.6	478.6	0	0	478.6
11/24/2015 12:00	624.4	624.4	0	0	624.4
11/24/2015 13:00	514	480.6	0	0	480.6
11/24/2015 14:00	499.2	466.6	0	0	466.6
11/24/2015 15:00	464.8	434.3	0	0	434.3
11/24/2015 16:00	434.5	405.9	0	0	405.9
11/24/2015 17:00	471.3	441.1	0	0	441.1
11/24/2015 18:00	444.9	416.2	0	0	416.2
11/24/2015 19:00	542.1	506.2	0	0	506.2
11/24/2015 20:00	770.5	720	0	0	720
11/24/2015 21:00	724.2	676.8	0	0	676.8
11/24/2015 22:00	694.8	649.2	0	0	649.2
11/24/2015 23:00	635.4	593.1	0	0	593.1
11/25/2015 00:00	614.5	574.1	0	0	574.1
11/25/2015 01:00	412.4	385.4	0	0	385.4
11/25/2015 02:00	434.1	405	0	0	405
11/25/2015 03:00	557.5	520.8	0	0	520.8
11/25/2015 04:00	518.9	484.4	0	0	484.4
11/25/2015 05:00	820.3	767.2	0	0	767.2
11/25/2015 06:00	1015.1	949.4	0	0	949.4
11/25/2015 07:00	1027.6	960.2	0	0	960.2
11/25/2015 08:00	869.9	813.2	0	0	813.2
11/25/2015 09:00	793.3	793.3	0	0	793.3
11/25/2015 10:00	772.4	772.4	0	0	772.4
11/25/2015 11:00	642.1	642.1	0	0	642.1
11/25/2015 12:00	717	670.6	0	0	670.6
11/25/2015 13:00	531.8	497.1	0	0	497.1
11/25/2015 14:00	466.5	435.8	0	0	435.8
11/25/2015 15:00	385.1	359.5	0	0	359.5

	Unit 1 (Part 75 Data)	Unit 1 (Part 60 Data)	Unit 2 (Part 75 Data)	Unit 2 (Part 60 Data)	Units 1&2 Combined
	SO2_LbPerHr	SO2_P60_LbPerHr	SO2_LbPerHr	SO2_P60_LbPerHr	(Part 60 Data)
	1H	1H	1H	1H	
Time	Value	Value	Value	Value	
11/25/2015 16:00	465.5	435.4	0	0	435.4
11/25/2015 17:00	601.4	561.4	0	0	561.4
11/25/2015 18:00	664.7	621.9	0	0	621.9
11/25/2015 19:00	668.5	624.2	0	0	624.2
11/25/2015 20:00	553.8	517.9	0	0	517.9
11/25/2015 21:00	514.7	480.7	0	0	480.7
11/25/2015 22:00	415.7	388.2	0	0	388.2
11/25/2015 23:00	280.7	262.6	0	0	262.6
11/26/2015 00:00	260.7	243.1	0	0	243.1
11/26/2015 01:00	269.9	252.2	0	0	252.2
11/26/2015 02:00	275.8	258.1	0	0	258.1
11/26/2015 03:00	279.6	260.7	0	0	260.7
11/26/2015 04:00	260.2	242.6	0	0	242.6
11/26/2015 05:00	266.3	248.6	0	0	248.6
11/26/2015 06:00	274	256.4	0	0	256.4
11/26/2015 07:00	291.3	272	0	0	272
11/26/2015 08:00	415.6	388.5	0	0	388.5
11/26/2015 09:00	439.1	409.7	0	0	409.7
11/26/2015 10:00	467.8	436.5	0	0	436.5
11/26/2015 11:00	487.5	456	0	0	456
11/26/2015 12:00	354.8	331.1	0	0	331.1
11/26/2015 13:00	280.2	262.3	0	0	262.3
11/26/2015 14:00	279.3	261.5	0	0	261.5
11/26/2015 15:00	317.3	296.7	0	0	296.7
11/26/2015 16:00	303.7	284.4	0	0	284.4
11/26/2015 17:00	336	313.7	0	0	313.7
11/26/2015 18:00	330.2	308	0	0	308
11/26/2015 19:00	311.5	290.8	0	0	290.8
11/26/2015 20:00	335.5	313.4	0	0	313.4
11/26/2015 21:00	375.9	351.1	0	0	351.1
11/26/2015 22:00	354.4	330.9	0	0	330.9
11/26/2015 23:00	327	306.2	0	0	306.2
11/27/2015 00:00	276.7	258.7	0	0	258.7
11/27/2015 01:00	254.2	237.7	0	0	237.7
11/27/2015 02:00	248.1	231.6	0	0	231.6
11/27/2015 03:00	370.3	345.5	0	0	345.5
11/27/2015 04:00	386.7	360.9	0	0	360.9
11/27/2015 05:00	379.4	354.9	0	0	354.9
11/27/2015 06:00	374.4	350	0	0	350
11/27/2015 07:00	376.4	351.8	0	0	351.8
11/27/2015 08:00	385.3	359.5	0	0	359.5
11/27/2015 09:00	390.7	364.7	0	0	364.7
11/27/2015 10:00	520.2	486.8	0	0	486.8
11/27/2015 11:00	518.7	484.7	0	0	484.7
11/27/2015 12:00	380.6	356.1	0	0	356.1
11/27/2015 13:00	359.4	335.3	0	0	335.3
11/27/2015 14:00	407.6	381.5	0	0	381.5
11/27/2015 15:00	536	501.2	0	0	501.2
11/27/2015 16:00	508.6	475.4	0	0	475.4
11/27/2015 17:00	837.6	782.3	0	0	782.3
11/27/2015 18:00	799	747	0	0	747
11/27/2015 19:00	735.1	687.1	0	0	687.1
11/27/2015 20:00	642.5	600.3	0	0	600.3
11/27/2015 21:00	518.6	485.1	0	0	485.1
11/27/2015 22:00	616	575.1	0	0	575.1
11/27/2015 23:00	540.2	504.5	0	0	504.5
11/28/2015 00:00	472.2	441.1	0	0	441.1
11/28/2015 01:00	471.6	440.2	0	0	440.2
11/28/2015 02:00	476.6	445.5	0	0	445.5
11/28/2015 03:00	461.1	431.2	0	0	431.2
11/28/2015 04:00	484.7	453.5	0	0	453.5
11/28/2015 05:00	478.3	447	0	0	447
11/28/2015 06:00	478.6	447.4	0	0	447.4
11/28/2015 07:00	532.2	496.7	0	0	496.7
11/28/2015 08:00	563.8	527.4	0	0	527.4

	Unit 1 (Part 75 Data)	Unit 1 (Part 60 Data)	Unit 2 (Part 75 Data)	Unit 2 (Part 60 Data)	Units 1&2 Combined
	SO2_LbPerHr	SO2_P60_LbPerHr	SO2_LbPerHr	SO2_P60_LbPerHr	(Part 60 Data)
	1H	1H	1H	1H	
Time	Value	Value	Value	Value	
11/28/2015 09:00	562.5	526.4	0	0	526.4
11/28/2015 10:00	636.8	594.6	0	0	594.6
11/28/2015 11:00	627.1	585.9	0	0	585.9
11/28/2015 12:00	639.6	598.6	0	0	598.6
11/28/2015 13:00	590	550.8	0	0	550.8
11/28/2015 14:00	551.2	514.7	0	0	514.7
11/28/2015 15:00	546.5	510.2	0	0	510.2
11/28/2015 16:00	621.8	581.4	0	0	581.4
11/28/2015 17:00	675.4	630.6	0	0	630.6
11/28/2015 18:00	664.5	621.1	0	0	621.1
11/28/2015 19:00	695.9	650.7	0	0	650.7
11/28/2015 20:00	786.2	734.9	0	0	734.9
11/28/2015 21:00	758.1	708.3	0	0	708.3
11/28/2015 22:00	782.7	731.5	0	0	731.5
11/28/2015 23:00	738.4	689.4	0	0	689.4
11/29/2015 00:00	748.6	699.5	4.9	4	703.5
11/29/2015 01:00	751.1	701.6	9.8	8.7	710.3
11/29/2015 02:00	749.2	699.3	9	8	707.3
11/29/2015 03:00	676.1	631.9	21.3	18.3	650.2
11/29/2015 04:00	740	692.1	9	8	700.1
11/29/2015 05:00	710.3	664.2	0	0	664.2
11/29/2015 06:00	688.1	643.8	0.8	0.8	644.6
11/29/2015 07:00	692.5	646.5	10.1	9	655.5
11/29/2015 08:00	725.4	677.1	22.9	19.8	696.9
11/29/2015 09:00	680.2	636.2	23.9	20.7	656.9
11/29/2015 10:00	696.5	650.8	72.7	63.4	714.2
11/29/2015 11:00	733.4	686.1	219.7	191.8	877.9
11/29/2015 12:00	730.8	682.9	455.5	397.6	1080.5
11/29/2015 13:00	747.2	698.3	520.3	454.4	1152.7
11/29/2015 14:00	735.9	687.5	656.3	573.3	1260.8
11/29/2015 15:00	717.5	670.8	459.2	401.3	1072.1
11/29/2015 16:00	674.9	630.9	389.5	340.5	971.4
11/29/2015 17:00	829.4	775.1	627.9	548.2	1323.3
11/29/2015 18:00	709.3	662.5	596.7	521.6	1184.1
11/29/2015 19:00	717.9	671	530.9	463.8	1134.8
11/29/2015 20:00	716.9	669.3	535.5	467.4	1136.7
11/29/2015 21:00	825.7	771.6	436.9	381.7	1153.3
11/29/2015 22:00	832.9	778.5	544.7	476.3	1254.8
11/29/2015 23:00	710.7	664.9	500.6	437.5	1102.4
11/30/2015 00:00	424.4	397.2	455.4	397.4	794.6
11/30/2015 01:00	309.3	288.8	446.5	390	678.8
11/30/2015 02:00	252.7	236.5	423	369.7	606.2
11/30/2015 03:00	435.3	407	441.3	385.1	792.1
11/30/2015 04:00	546.5	510.2	407.3	355.9	866.1
11/30/2015 05:00	376.7	352.5	372.7	326.2	678.7
11/30/2015 06:00	313.8	293.1	512	447.4	740.5
11/30/2015 07:00	601.5	562.3	421.9	368.3	930.6
11/30/2015 08:00	665.4	621.4	632.4	552.7	1174.1
11/30/2015 09:00	595.2	555.8	548.8	479.5	1035.3
11/30/2015 10:00	738.3	738.3	593.8	518.3	1256.6
11/30/2015 11:00	944.9	944.9	631.4	551.7	1496.6
11/30/2015 12:00	1155.4	1080.3	751.6	656	1736.3
11/30/2015 13:00	482	449.9	673.8	589.5	1039.4
11/30/2015 14:00	406	379.5	583.3	510.4	889.9
11/30/2015 15:00	615	574.5	672.2	587.9	1162.4
11/30/2015 16:00	846	790.1	944.1	825.1	1615.2
11/30/2015 17:00	707.9	661	462	403.8	1064.8
11/30/2015 18:00	510.5	476.3	468.1	409.6	885.9
11/30/2015 19:00	578.7	541.2	509	445	986.2
11/30/2015 20:00	661.9	619.2	616.4	538.3	1157.5
11/30/2015 21:00	768.2	717.4	722.4	631.2	1348.6
11/30/2015 22:00	713.8	667	527.9	461	1128
11/30/2015 23:00	575	538	442.3	386.8	924.8
12/01/2015 00:00	455.6	425.2	375.3	327.4	752.6
12/01/2015 01:00	377.3	353.2	365	319.1	672.3

	Unit 1 (Part 75 Data)	Unit 1 (Part 60 Data)	Unit 2 (Part 75 Data)	Unit 2 (Part 60 Data)	Units 1&2 Combined
	SO2_LbPerHr	SO2_P60_LbPerHr	SO2_LbPerHr	SO2_P60_LbPerHr	(Part 60 Data)
	1H	1H	1H	1H	
Time	Value	Value	Value	Value	
12/01/2015 02:00	272.3	254.4	279.1	243.8	498.2
12/01/2015 03:00	263.9	263.9	322.1	281.8	545.7
12/01/2015 04:00	0	0	475.5	415.4	415.4
12/01/2015 05:00	0	0	519.3	454	454
12/01/2015 06:00	0	0	603.2	527.6	527.6
12/01/2015 07:00	0	0	727	635.3	635.3
12/01/2015 08:00	0	0	733.8	641.2	641.2
12/01/2015 09:00	0	0	593.3	519	519
12/01/2015 10:00	0	0	544.7	475.8	475.8
12/01/2015 11:00	0	0	641.1	559.4	559.4
12/01/2015 12:00	0	0	732	639.7	639.7
12/01/2015 13:00	0	0	587.6	513.2	513.2
12/01/2015 14:00	0	0	374.3	326.9	326.9
12/01/2015 15:00	0	0	645	563.2	563.2
12/01/2015 16:00	0	0	703.3	614.7	614.7
12/01/2015 17:00	0	0	575.5	503.6	503.6
12/01/2015 18:00	0	0	539.7	470.8	470.8
12/01/2015 19:00	0	0	570.5	498.5	498.5
12/01/2015 20:00	0	0	460.9	402.5	402.5
12/01/2015 21:00	0	0	535.5	468.5	468.5
12/01/2015 22:00	0	0	376.7	328.8	328.8
12/01/2015 23:00	0	0	331.3	290.1	290.1
12/02/2015 00:00	0	0	472.6	412.8	412.8
12/02/2015 01:00	0	0	422.2	368.4	368.4
12/02/2015 02:00	0	0	267.5	233.3	233.3
12/02/2015 03:00	0	0	402.5	351.7	351.7
12/02/2015 04:00	0	0	433	378.3	378.3
12/02/2015 05:00	0	0	444.8	388.1	388.1
12/02/2015 06:00	0	0	589.3	514.9	514.9
12/02/2015 07:00	0	0	685.9	600.1	600.1
12/02/2015 08:00	0	0	560.4	490.3	490.3
12/02/2015 09:00	0	0	536.6	469.4	469.4
12/02/2015 10:00	0	0	598.7	523.9	523.9
12/02/2015 11:00	0	0	663.4	579.1	579.1
12/02/2015 12:00	0	0	538	470.9	470.9
12/02/2015 13:00	0	0	585.8	512.1	512.1
12/02/2015 14:00	0	0	546.8	477.6	477.6
12/02/2015 15:00	0	0	519.2	453.5	453.5
12/02/2015 16:00	0	0	638.8	557.5	557.5
12/02/2015 17:00	0	0	684.7	597.9	597.9
12/02/2015 18:00	0	0	533	466.3	466.3
12/02/2015 19:00	0	0	589.1	515.2	515.2
12/02/2015 20:00	0	0	589.9	514.9	514.9
12/02/2015 21:00	0	0	635.5	554.5	554.5
12/02/2015 22:00	0	0	542.2	474.5	474.5
12/02/2015 23:00	0	0	434.8	379.3	379.3
12/03/2015 00:00	0	0	522.7	456.2	456.2
12/03/2015 01:00	0	0	461.9	403.7	403.7
12/03/2015 02:00	0	0	366.7	320.7	320.7
12/03/2015 03:00	0	0	577.2	504.8	504.8
12/03/2015 04:00	0	0	653.3	570.4	570.4
12/03/2015 05:00	0	0	527.7	461.8	461.8
12/03/2015 06:00	0	0	760.8	665.3	665.3
12/03/2015 07:00	0	0	839	732.4	732.4
12/03/2015 08:00	0	0	712.4	622.5	622.5
12/03/2015 09:00	0	0	556.1	486.7	486.7
12/03/2015 10:00	0	0	1081.1	944.1	944.1
12/03/2015 11:00	0	0	833.8	728	728
12/03/2015 12:00	0	0	486.5	425	425
12/03/2015 13:00	0	0	481.1	420.2	420.2
12/03/2015 14:00	0	0	566.4	494.7	494.7
12/03/2015 15:00	0	0	769.5	672	672
12/03/2015 16:00	0	0	608.2	531.8	531.8
12/03/2015 17:00	0	0	657.3	573.8	573.8
12/03/2015 18:00	0	0	578.7	505.9	505.9

	Unit 1 (Part 75 Data)	Unit 1 (Part 60 Data)	Unit 2 (Part 75 Data)	Unit 2 (Part 60 Data)	Units 1&2 Combined
	SO2_LbPerHr	SO2_P60_LbPerHr	SO2_LbPerHr	SO2_P60_LbPerHr	(Part 60 Data)
	1H	1H	1H	1H	
Time	Value	Value	Value	Value	
12/03/2015 19:00	0	0	576	502.9	502.9
12/03/2015 20:00	0	0	647	565.9	565.9
12/03/2015 21:00	0	0	524	457.3	457.3
12/03/2015 22:00	0	0	494.4	431.5	431.5
12/03/2015 23:00	0	0	491.2	429.1	429.1
12/04/2015 00:00	0	0	453.8	396.9	396.9
12/04/2015 01:00	0	0	565.1	494.1	494.1
12/04/2015 02:00	0	0	462.7	404	404
12/04/2015 03:00	0	0	500.6	436.9	436.9
12/04/2015 04:00	0	0	639.2	557.9	557.9
12/04/2015 05:00	0	0	602.8	527.4	527.4
12/04/2015 06:00	0	0	765.2	669.3	669.3
12/04/2015 07:00	0	0	665.4	581	581
12/04/2015 08:00	0	0	593.8	519.3	519.3
12/04/2015 09:00	0	0	559.8	489.9	489.9
12/04/2015 10:00	0	0	591.6	516.9	516.9
12/04/2015 11:00	0	0	456.3	398.9	398.9
12/04/2015 12:00	0	0	407	356.3	356.3
12/04/2015 13:00	0	0	526.2	460.3	460.3
12/04/2015 14:00	0	0	621.7	543.3	543.3
12/04/2015 15:00	0	0	547.6	477.8	477.8
12/04/2015 16:00	0	0	674.5	588.9	588.9
12/04/2015 17:00	0	0	840.9	734.1	734.1
12/04/2015 18:00	0	0	736.3	643	643
12/04/2015 19:00	0	0	592.8	518.7	518.7
12/04/2015 20:00	0	0	527.7	461.3	461.3
12/04/2015 21:00	0	0	473.3	413.2	413.2
12/04/2015 22:00	0	0	610.4	534.1	534.1
12/04/2015 23:00	0	0	710.8	620.3	620.3
12/05/2015 00:00	0	0	776.8	678.8	678.8
12/05/2015 01:00	0	0	632.6	553.3	553.3
12/05/2015 02:00	0	0	597.3	522.7	522.7
12/05/2015 03:00	0	0	742.3	648.8	648.8
12/05/2015 04:00	0	0	716.5	625.7	625.7
12/05/2015 05:00	0	0	685.7	599.5	599.5
12/05/2015 06:00	0	0	561.5	491.2	491.2
12/05/2015 07:00	0	0	591.4	516.2	516.2
12/05/2015 08:00	0	0	631	551.3	551.3
12/05/2015 09:00	0	0	721.5	630.3	630.3
12/05/2015 10:00	0	0	744.7	650.1	650.1
12/05/2015 11:00	0	0	594.7	519.5	519.5
12/05/2015 12:00	0	0	449.4	393.4	393.4
12/05/2015 13:00	0	0	441.8	386	386
12/05/2015 14:00	0	0	463.5	404.8	404.8
12/05/2015 15:00	0	0	539.9	471.3	471.3
12/05/2015 16:00	0	0	648.3	567	567
12/05/2015 17:00	0	0	757.5	661.2	661.2
12/05/2015 18:00	0	0	733.9	640.8	640.8
12/05/2015 19:00	0	0	688.4	600.7	600.7
12/05/2015 20:00	0	0	702.6	613.7	613.7
12/05/2015 21:00	0	0	645.4	564.1	564.1
12/05/2015 22:00	0	0	597	521.7	521.7
12/05/2015 23:00	0	0	587	512.9	512.9
12/06/2015 00:00	0	0	509.1	445	445
12/06/2015 01:00	0	0	387.2	338.8	338.8
12/06/2015 02:00	0	0	250.8	219.6	219.6
12/06/2015 03:00	0	0	338.3	295.1	295.1
12/06/2015 04:00	0	0	581.6	508	508
12/06/2015 05:00	0	0	793.2	693	693
12/06/2015 06:00	0	0	631.8	552.3	552.3
12/06/2015 07:00	0	0	866.8	758.2	758.2
12/06/2015 08:00	0	0	790.6	690.9	690.9
12/06/2015 09:00	0	0	662.1	577.8	577.8
12/06/2015 10:00	0	0	475.9	416	416
12/06/2015 11:00	0	0	458.9	400.7	400.7

	Unit 1 (Part 75 Data)	Unit 1 (Part 60 Data)	Unit 2 (Part 75 Data)	Unit 2 (Part 60 Data)	Units 1&2 Combined
	SO2_LbPerHr	SO2_P60_LbPerHr	SO2_LbPerHr	SO2_P60_LbPerHr	(Part 60 Data)
	1H	1H	1H	1H	
Time	Value	Value	Value	Value	
12/06/2015 12:00	0	0	437.2	381.3	381.3
12/06/2015 13:00	0	0	610.9	534.4	534.4
12/06/2015 14:00	0	0	783.9	685.6	685.6
12/06/2015 15:00	0	0	837.2	731.4	731.4
12/06/2015 16:00	0	0	660.1	577.1	577.1
12/06/2015 17:00	0	0	792.5	691.9	691.9
12/06/2015 18:00	0	0	1033.9	903.2	903.2
12/06/2015 19:00	0	0	885.1	773.6	773.6
12/06/2015 20:00	0	0	915.3	799.2	799.2
12/06/2015 21:00	0	0	958.4	837.2	837.2
12/06/2015 22:00	0	0	898.5	785.5	785.5
12/06/2015 23:00	0	0	660.6	577.6	577.6
12/07/2015 00:00	0	0	701.5	612.4	612.4
12/07/2015 01:00	0	0	804.4	702.9	702.9
12/07/2015 02:00	0	0	834.5	729	729
12/07/2015 03:00	0	0	832.7	727.4	727.4
12/07/2015 04:00	0	0	775.1	677.4	677.4
12/07/2015 05:00	0	0	948.5	828.8	828.8
12/07/2015 06:00	0	0	961.7	839.9	839.9
12/07/2015 07:00	0	0	1152.4	1007.7	1007.7
12/07/2015 08:00	0	0	920.3	803.7	803.7
12/07/2015 09:00	0	0	894.5	780.9	780.9
12/07/2015 10:00	0	0	954.7	833.7	833.7
12/07/2015 11:00	0	0	1014.4	886.6	886.6
12/07/2015 12:00	0	0	935.7	817.9	817.9
12/07/2015 13:00	0	0	874.8	764.9	764.9
12/07/2015 14:00	0	0	923	807	807
12/07/2015 15:00	0	0	878.1	768	768
12/07/2015 16:00	0	0	875.6	765.6	765.6
12/07/2015 17:00	0	0	1134.2	990.4	990.4
12/07/2015 18:00	0	0	1041.5	909.9	909.9
12/07/2015 19:00	0	0	960.6	839.2	839.2
12/07/2015 20:00	0	0	957.5	836	836
12/07/2015 21:00	0	0	966.1	844.9	844.9
12/07/2015 22:00	0	0	746.9	652.6	652.6
12/07/2015 23:00	0	0	814.5	712.1	712.1
12/08/2015 00:00	0	0	988.5	863.4	863.4
12/08/2015 01:00	0	0	647	565.1	565.1
12/08/2015 02:00	0	0	579.7	506.9	506.9
12/08/2015 03:00	0	0	779.4	681.3	681.3
12/08/2015 04:00	0	0	910	795.2	795.2
12/08/2015 05:00	0	0	1018.2	890.4	890.4
12/08/2015 06:00	0	0	1007.9	880.3	880.3
12/08/2015 07:00	0	0	813.6	710.5	710.5
12/08/2015 08:00	0	0	731.9	638.7	638.7
12/08/2015 09:00	0	0	742.4	648.5	648.5
12/08/2015 10:00	0	0	804.9	703.1	703.1
12/08/2015 11:00	0	0	889.2	777.3	777.3
12/08/2015 12:00	0	0	900.7	786.2	786.2
12/08/2015 13:00	0	0	857.2	748.8	748.8
12/08/2015 14:00	0	0	800.9	700.2	700.2
12/08/2015 15:00	0	0	827.3	722.1	722.1
12/08/2015 16:00	0	0	874.5	763.9	763.9
12/08/2015 17:00	0	0	834.1	729.4	729.4
12/08/2015 18:00	0	0	871.4	761.2	761.2
12/08/2015 19:00	0	0	763.8	667.9	667.9
12/08/2015 20:00	0	0	816.1	713.9	713.9
12/08/2015 21:00	0	0	818.7	715.8	715.8
12/08/2015 22:00	0	0	690.2	602.7	602.7
12/08/2015 23:00	0	0	756.8	660.8	660.8
12/09/2015 00:00	0	0	791.6	691.7	691.7
12/09/2015 01:00	0	0	647.3	565.6	565.6
12/09/2015 02:00	0	0	606	530.2	530.2
12/09/2015 03:00	0	0	742.3	648.6	648.6
12/09/2015 04:00	0	0	601.4	526	526

	Unit 1 (Part 75 Data)	Unit 1 (Part 60 Data)	Unit 2 (Part 75 Data)	Unit 2 (Part 60 Data)	Units 1&2 Combined
	SO2_LbPerHr	SO2_P60_LbPerHr	SO2_LbPerHr	SO2_P60_LbPerHr	(Part 60 Data)
	1H	1H	1H	1H	
Time	Value	Value	Value	Value	
12/09/2015 05:00	0	0	400	349.2	349.2
12/09/2015 06:00	0	0	922.9	807.1	807.1
12/09/2015 07:00	0	0	1008.1	881.2	881.2
12/09/2015 08:00	0	0	681.2	595.6	595.6
12/09/2015 09:00	0	0	587.6	513.6	513.6
12/09/2015 10:00	0	0	623.8	545.1	545.1
12/09/2015 11:00	0	0	597.5	522.1	522.1
12/09/2015 12:00	0	0	887.4	774.9	774.9
12/09/2015 13:00	0	0	968.3	846.1	846.1
12/09/2015 14:00	0	0	841.8	735	735
12/09/2015 15:00	0	0	830.4	724.8	724.8
12/09/2015 16:00	0	0	932.1	814.3	814.3
12/09/2015 17:00	0	0	800	699.8	699.8
12/09/2015 18:00	0	0	1015.6	886.6	886.6
12/09/2015 19:00	0	0	977.8	854.8	854.8
12/09/2015 20:00	0	0	843.7	736.7	736.7
12/09/2015 21:00	0	0	815.9	713.3	713.3
12/09/2015 22:00	0	0	587.4	513.7	513.7
12/09/2015 23:00	0	0	535.9	468.6	468.6
12/10/2015 00:00	0	0	698.7	610.5	610.5
12/10/2015 01:00	0	0	751.9	656.8	656.8
12/10/2015 02:00	0	0	525.2	459	459
12/10/2015 03:00	0	0	490.9	428.9	428.9
12/10/2015 04:00	0	0	608.1	531	531
12/10/2015 05:00	0	0	625.8	547.1	547.1
12/10/2015 06:00	0	0	534.4	467.3	467.3
12/10/2015 07:00	0	0	552.6	483.5	483.5
12/10/2015 08:00	0	0	830.8	725.8	725.8
12/10/2015 09:00	0	0	784.2	684.7	684.7
12/10/2015 10:00	0	0	587.1	512.5	512.5
12/10/2015 11:00	0	0	676.5	591.8	591.8
12/10/2015 12:00	0	0	830.7	725.9	725.9
12/10/2015 13:00	0	0	749.5	655.2	655.2
12/10/2015 14:00	0	0	657.6	574.4	574.4
12/10/2015 15:00	0	0	688.3	600.9	600.9
12/10/2015 16:00	0	0	734.7	642.1	642.1
12/10/2015 17:00	0	0	1029.5	900	900
12/10/2015 18:00	0	0	899.7	785.9	785.9
12/10/2015 19:00	0	0	776.6	679	679
12/10/2015 20:00	0	0	754.7	659.7	659.7
12/10/2015 21:00	0	0	708.9	618.9	618.9
12/10/2015 22:00	0	0	557.9	488.2	488.2
12/10/2015 23:00	0	0	765.8	668.8	668.8
12/11/2015 00:00	0	0	632.8	553.6	553.6
12/11/2015 01:00	0	0	486.3	424.9	424.9
12/11/2015 02:00	0	0	442.1	386.6	386.6
12/11/2015 03:00	0	0	528.7	461.8	461.8
12/11/2015 04:00	0	0	583.7	510.5	510.5
12/11/2015 05:00	0	0	605.4	528.6	528.6
12/11/2015 06:00	0	0	731	638.9	638.9
12/11/2015 07:00	0	0	1207.1	1055.1	1055.1
12/11/2015 08:00	0	0	1207.3	1054.4	1054.4
12/11/2015 09:00	0	0	782.7	684.5	684.5
12/11/2015 10:00	0	0	622.2	544.2	544.2
12/11/2015 11:00	0	0	583.5	510.6	510.6
12/11/2015 12:00	0	0	769.7	672	672
12/11/2015 13:00	0	0	857.6	749.9	749.9
12/11/2015 14:00	0	0	822.9	719	719
12/11/2015 15:00	0	0	640.8	560.1	560.1
12/11/2015 16:00	0	0	819.9	716.1	716.1
12/11/2015 17:00	0	0	972.9	849.6	849.6
12/11/2015 18:00	0	0	811.3	708.9	708.9
12/11/2015 19:00	0	0	649.2	567.5	567.5
12/11/2015 20:00	0	0	740.4	646.2	646.2
12/11/2015 21:00	0	0	748.2	653.7	653.7

	Unit 1 (Part 75 Data)	Unit 1 (Part 60 Data)	Unit 2 (Part 75 Data)	Unit 2 (Part 60 Data)	Units 1&2 Combined
	SO2_LbPerHr	SO2_P60_LbPerHr	SO2_LbPerHr	SO2_P60_LbPerHr	(Part 60 Data)
	1H	1H	1H	1H	
Time	Value	Value	Value	Value	
12/11/2015 22:00	0	0	660.1	576.6	576.6
12/11/2015 23:00	0	0	711	620.8	620.8
12/12/2015 00:00	0	0	741.5	647.4	647.4
12/12/2015 01:00	0	0	755.2	660	660
12/12/2015 02:00	0	0	611.6	534.2	534.2
12/12/2015 03:00	0	0	585.2	511.8	511.8
12/12/2015 04:00	0	0	609	532.3	532.3
12/12/2015 05:00	0	0	633.3	553.1	553.1
12/12/2015 06:00	0	0	689.8	603.4	603.4
12/12/2015 07:00	0	0	881.5	770	770
12/12/2015 08:00	0	0	792	691.3	691.3
12/12/2015 09:00	0	0	683	597.1	597.1
12/12/2015 10:00	0	0	794.6	695.1	695.1
12/12/2015 11:00	0	0	858.9	750.6	750.6
12/12/2015 12:00	0	0	576.7	504.1	504.1
12/12/2015 13:00	0	0	623.9	545.1	545.1
12/12/2015 14:00	0	0	788.5	688.3	688.3
12/12/2015 15:00	0	0	717.2	626.5	626.5
12/12/2015 16:00	0	0	788.5	688.6	688.6
12/12/2015 17:00	0	0	949	829.4	829.4
12/12/2015 18:00	0	0	855.4	746.7	746.7
12/12/2015 19:00	0	0	716.5	626.8	626.8
12/12/2015 20:00	0	0	707.3	618.6	618.6
12/12/2015 21:00	0	0	627.7	549	549
12/12/2015 22:00	0	0	842.9	736.2	736.2
12/12/2015 23:00	0	0	649.4	568.1	568.1
12/13/2015 00:00	0	0	564.9	493.8	493.8
12/13/2015 01:00	0	0	572.8	500.1	500.1
12/13/2015 02:00	0	0	357.6	312.1	312.1
12/13/2015 03:00	0	0	511.5	446.9	446.9
12/13/2015 04:00	0	0	471.6	411.9	411.9
12/13/2015 05:00	0	0	450.4	393.5	393.5
12/13/2015 06:00	0	0	502.6	439.4	439.4
12/13/2015 07:00	0	0	413	360.9	360.9
12/13/2015 08:00	0	0	559.2	488.9	488.9
12/13/2015 09:00	0	0	510.5	445.5	445.5
12/13/2015 10:00	0	0	378.2	330.9	330.9
12/13/2015 11:00	0	0	633	553	553
12/13/2015 12:00	0	0	599.7	523.9	523.9
12/13/2015 13:00	0	0	596.5	521.2	521.2
12/13/2015 14:00	0	0	647.4	566.3	566.3
12/13/2015 15:00	0	0	674.7	589.6	589.6
12/13/2015 16:00	0	0	646.1	564.4	564.4
12/13/2015 17:00	0	0	791.2	691.3	691.3
12/13/2015 18:00	0	0	945.1	825.2	825.2
12/13/2015 19:00	0	0	786.7	687.6	687.6
12/13/2015 20:00	0	0	688.8	602.6	602.6
12/13/2015 21:00	0	0	533.1	466.5	466.5
12/13/2015 22:00	0	0	548.5	478.8	478.8
12/13/2015 23:00	0	0	573.8	501.1	501.1
12/14/2015 00:00	0	0	427	372.8	372.8
12/14/2015 01:00	0	0	504.2	440.1	440.1
12/14/2015 02:00	0	0	452.5	395.9	395.9
12/14/2015 03:00	0	0	469.8	410.2	410.2
12/14/2015 04:00	0	0	447.3	391	391
12/14/2015 05:00	0	0	460.5	402.5	402.5
12/14/2015 06:00	0	0	648.2	566.7	566.7
12/14/2015 07:00	0	0	684.1	597.9	597.9
12/14/2015 08:00	0	0	633.1	552.5	552.5
12/14/2015 09:00	0	0	754.1	658.7	658.7
12/14/2015 10:00	0	0	976.7	853.8	853.8
12/14/2015 11:00	0	0	668.2	583.5	583.5
12/14/2015 12:00	0	0	645.4	564.3	564.3
12/14/2015 13:00	0	0	892	780.2	780.2
12/14/2015 14:00	0	0	839.8	733.7	733.7

	Unit 1 (Part 75 Data)	Unit 1 (Part 60 Data)	Unit 2 (Part 75 Data)	Unit 2 (Part 60 Data)	Units 1&2 Combined
	SO2_LbPerHr	SO2_P60_LbPerHr	SO2_LbPerHr	SO2_P60_LbPerHr	(Part 60 Data)
	1H	1H	1H	1H	
Time	Value	Value	Value	Value	
12/14/2015 15:00	0	0	722.5	630.6	630.6
12/14/2015 16:00	0	0	657.6	574.4	574.4
12/14/2015 17:00	0	0	1040.7	909.4	909.4
12/14/2015 18:00	0	0	825.8	720.8	720.8
12/14/2015 19:00	0	0	812.8	709.6	709.6
12/14/2015 20:00	0	0	764.5	667.5	667.5
12/14/2015 21:00	0	0	689.7	602.1	602.1
12/14/2015 22:00	0	0	663.5	579.1	579.1
12/14/2015 23:00	0	0	707.7	618.9	618.9
12/15/2015 00:00	0	0	528.6	462	462
12/15/2015 01:00	0	0	339.5	296.8	296.8
12/15/2015 02:00	0	0	476.1	415.8	415.8
12/15/2015 03:00	0	0	511.6	447.5	447.5
12/15/2015 04:00	0	0	464	404.9	404.9
12/15/2015 05:00	0	0	468.4	409.1	409.1
12/15/2015 06:00	0	0	596.3	521.2	521.2
12/15/2015 07:00	0	0	626.3	547.9	547.9
12/15/2015 08:00	0	0	764.9	669	669
12/15/2015 09:00	0	0	817.5	714.1	714.1
12/15/2015 10:00	0	0	692.6	604.8	604.8
12/15/2015 11:00	0	0	869.1	760	760
12/15/2015 12:00	0	0	823.8	720.2	720.2
12/15/2015 13:00	0	0	784.8	686.3	686.3
12/15/2015 14:00	0	0	795.3	694.2	694.2
12/15/2015 15:00	0	0	760.9	664.3	664.3
12/15/2015 16:00	0	0	824.4	719.6	719.6
12/15/2015 17:00	0	0	782	682.9	682.9
12/15/2015 18:00	0	0	783.6	684.9	684.9
12/15/2015 19:00	0	0	816.1	712.7	712.7
12/15/2015 20:00	0	0	801.5	700.5	700.5
12/15/2015 21:00	0	0	773.7	675.5	675.5
12/15/2015 22:00	0	0	721.1	629.9	629.9
12/15/2015 23:00	0	0	600.2	523.7	523.7
12/16/2015 00:00	0	0	365.2	319.3	319.3
12/16/2015 01:00	0	0	548.7	480	480
12/16/2015 02:00	0	0	609.9	532.9	532.9
12/16/2015 03:00	0	0	833.1	727.7	727.7
12/16/2015 04:00	0	0	639.1	558.8	558.8
12/16/2015 05:00	0	0	589.7	515.6	515.6
12/16/2015 06:00	0	0	891.2	779.2	779.2
12/16/2015 07:00	0	0	766.4	669.9	669.9
12/16/2015 08:00	0	0	714.4	623.7	623.7
12/16/2015 09:00	0	0	867.5	758.2	758.2
12/16/2015 10:00	0	0	776.9	678.5	678.5
12/16/2015 11:00	0	0	590.5	516.3	516.3
12/16/2015 12:00	0	0	540.5	473	473
12/16/2015 13:00	0	0	883.3	772.5	772.5
12/16/2015 14:00	0	0	842.5	735.6	735.6
12/16/2015 15:00	0	0	733.8	640.5	640.5
12/16/2015 16:00	0	0	671.3	587.2	587.2
12/16/2015 17:00	0	0	937.2	818.7	818.7
12/16/2015 18:00	0	0	946.9	826.6	826.6
12/16/2015 19:00	0	0	561.2	490.2	490.2
12/16/2015 20:00	0	0	335	293.1	293.1
12/16/2015 21:00	0	0	277.6	242.2	242.2
12/16/2015 22:00	0	0	564.9	493	493
12/16/2015 23:00	0	0	713.1	622.5	622.5
12/17/2015 00:00	0	0	661.2	577.6	577.6
12/17/2015 01:00	0	0	728.7	636	636
12/17/2015 02:00	0	0	719.5	628.7	628.7
12/17/2015 03:00	0	0	701.8	613.6	613.6
12/17/2015 04:00	0	0	714.2	623.7	623.7
12/17/2015 05:00	0	0	707.4	617.6	617.6
12/17/2015 06:00	0	0	961.5	839.8	839.8
12/17/2015 07:00	0	0	901.1	787.2	787.2

	Unit 1 (Part 75 Data)	Unit 1 (Part 60 Data)	Unit 2 (Part 75 Data)	Unit 2 (Part 60 Data)	Units 1&2 Combined
	SO2_LbPerHr	SO2_P60_LbPerHr	SO2_LbPerHr	SO2_P60_LbPerHr	(Part 60 Data)
	1H	1H	1H	1H	
Time	Value	Value	Value	Value	
12/17/2015 08:00	0	0	767.6	670.3	670.3
12/17/2015 09:00	0	0	731.8	639.5	639.5
12/17/2015 10:00	0	0	790.3	691	691
12/17/2015 11:00	0	0	873.4	762.7	762.7
12/17/2015 12:00	0	0	912.3	798	798
12/17/2015 13:00	0	0	710.2	619.8	619.8
12/17/2015 14:00	0	0	866.1	756.8	756.8
12/17/2015 15:00	0	0	816.1	712.4	712.4
12/17/2015 16:00	0	0	702.8	613.5	613.5
12/17/2015 17:00	0	0	726	634.9	634.9
12/17/2015 18:00	0	0	718.1	627.7	627.7
12/17/2015 19:00	12.2	11.1	679.8	594.4	605.5
12/17/2015 20:00	32.9	30.5	693.8	605.4	635.9
12/17/2015 21:00	104.3	96.8	747.8	653	749.8
12/17/2015 22:00	108.4	100.6	658.6	576.2	676.8
12/17/2015 23:00	115.8	107.7	623.1	544.8	652.5
12/18/2015 00:00	107.4	101	497.7	434.5	535.5
12/18/2015 01:00	24.6	23	414.7	362.6	385.6
12/18/2015 02:00	51.1	48.2	531.4	464.4	512.6
12/18/2015 03:00	63.6	59.5	362.6	317.1	376.6
12/18/2015 04:00	61.3	57.2	359.3	313.8	371
12/18/2015 05:00	66.3	62.3	421.7	368.2	430.5
12/18/2015 06:00	84.2	78.6	597.2	536.9	615.5
12/18/2015 07:00	192.6	179.7	833.1	749.6	929.3
12/18/2015 08:00	177.1	165.7	804.3	723.3	889
12/18/2015 09:00	164.9	153.5	873.8	786.5	940
12/18/2015 10:00	221.1	206.4	706	634.6	841
12/18/2015 11:00	432.5	403.6	781.2	703.9	1107.5
12/18/2015 12:00	819.6	766.7	696.6	627.1	1393.8
12/18/2015 13:00	696.5	650.5	969	871.7	1522.2
12/18/2015 14:00	682.2	637.6	896.1	806.1	1443.7
12/18/2015 15:00	706.5	660.1	757	681.6	1341.7
12/18/2015 16:00	693.1	648	867.3	780.8	1428.8
12/18/2015 17:00	737.9	690.4	819.6	736.8	1427.2
12/18/2015 18:00	468.6	438.3	747.6	673.7	1112
12/18/2015 19:00	636.7	594.5	766.9	689.4	1283.9
12/18/2015 20:00	740.5	692.7	847.5	763.3	1456
12/18/2015 21:00	600.2	560.4	874.2	786.4	1346.8
12/18/2015 22:00	752.5	703.5	770.1	692.9	1396.4
12/18/2015 23:00	609.4	569.6	597.1	536.8	1106.4
12/19/2015 00:00	617.1	576.1	770.1	693.1	1269.2
12/19/2015 01:00	645.4	602.8	768.9	691.6	1294.4
12/19/2015 02:00	685.2	639.5	822.9	740.3	1379.8
12/19/2015 03:00	587.6	550	757.6	682	1232
12/19/2015 04:00	699	653	704.4	633.6	1286.6
12/19/2015 05:00	715	668.6	895	804.9	1473.5
12/19/2015 06:00	655.1	612.2	682.6	614.5	1226.7
12/19/2015 07:00	673.7	629	667	600.8	1229.8
12/19/2015 08:00	653.9	610.9	855.7	770.5	1381.4
12/19/2015 09:00	651.3	608.5	805.1	725	1333.5
12/19/2015 10:00	676.6	633.1	805.6	725.4	1358.5
12/19/2015 11:00	658.1	614.6	692.4	622.8	1237.4
12/19/2015 12:00	653.6	611.4	725.6	653	1264.4
12/19/2015 13:00	652.4	610.4	722.6	651.1	1261.5
12/19/2015 14:00	655.8	613.1	676.3	608.5	1221.6
12/19/2015 15:00	616.1	575.6	697.1	627.9	1203.5
12/19/2015 16:00	585.3	546.5	730.3	656.9	1203.4
12/19/2015 17:00	614.4	574	910.5	819.3	1393.3
12/19/2015 18:00	574.9	538	832.2	748.4	1286.4
12/19/2015 19:00	596.6	557.3	703.1	633.2	1190.5
12/19/2015 20:00	590.6	552.4	665.6	599.2	1151.6
12/19/2015 21:00	671.1	626.8	678.1	609.7	1236.5
12/19/2015 22:00	629.5	587.9	655.8	590.4	1178.3
12/19/2015 23:00	624.4	583.9	634	570.8	1154.7
12/20/2015 00:00	598.3	558.5	654.7	589	1147.5

	Unit 1 (Part 75 Data)	Unit 1 (Part 60 Data)	Unit 2 (Part 75 Data)	Unit 2 (Part 60 Data)	Units 1&2 Combined
	SO2_LbPerHr	SO2_P60_LbPerHr	SO2_LbPerHr	SO2_P60_LbPerHr	(Part 60 Data)
	1H	1H	1H	1H	
Time	Value	Value	Value	Value	
12/20/2015 01:00	636	594.6	760.3	683.5	1278.1
12/20/2015 02:00	549.9	514.6	622.6	560.7	1075.3
12/20/2015 03:00	549.7	514.2	717.8	645.3	1159.5
12/20/2015 04:00	626.2	585.9	800.9	720.3	1306.2
12/20/2015 05:00	532.9	497.9	901.4	811.5	1309.4
12/20/2015 06:00	599.7	560.4	605.2	544.8	1105.2
12/20/2015 07:00	558.5	521.5	597.6	538.2	1059.7
12/20/2015 08:00	529.6	494.2	799	719.9	1214.1
12/20/2015 09:00	435.1	406.7	774.3	696.7	1103.4
12/20/2015 10:00	335.2	314	0	0	314
12/20/2015 11:00	275.8	257.9	0	0	257.9
12/20/2015 12:00	583.8	545.4	0	0	545.4
12/20/2015 13:00	365	341.9	0	0	341.9
12/20/2015 14:00	218.8	204	0	0	204
12/20/2015 15:00	153	143.6	0	0	143.6
12/20/2015 16:00	149	139.6	0	0	139.6
12/20/2015 17:00	299.3	280	0	0	280
12/20/2015 18:00	579.2	541.8	0	0	541.8
12/20/2015 19:00	916	855.9	0	0	855.9
12/20/2015 20:00	887.9	829.8	0	0	829.8
12/20/2015 21:00	551.5	515.9	0	0	515.9
12/20/2015 22:00	615.2	575.6	0	0	575.6
12/20/2015 23:00	492	459.7	0	0	459.7
12/21/2015 00:00	402.5	376.7	0	0	376.7
12/21/2015 01:00	108.8	101.7	0	0	101.7
12/21/2015 02:00	101.7	94.7	0	0	94.7
12/21/2015 03:00	180.1	180.1	0	0	180.1
12/21/2015 04:00	309	309	0	0	309
12/21/2015 05:00	359.9	359.9	0	0	359.9
12/21/2015 06:00	557.4	557.4	0	0	557.4
12/21/2015 07:00	540	540	0	0	540
12/21/2015 08:00	518.5	518.5	0	0	518.5
12/21/2015 09:00	741.3	741.3	0	0	741.3
12/21/2015 10:00	498.6	498.6	0	0	498.6
12/21/2015 11:00	772.5	772.5	0	0	772.5
12/21/2015 12:00	763.2	763.2	0	0	763.2
12/21/2015 13:00	793.1	793.1	0	0	793.1
12/21/2015 14:00	572.9	534.8	0	0	534.8
12/21/2015 15:00	702.8	656.2	0	0	656.2
12/21/2015 16:00	602	562.1	0	0	562.1
12/21/2015 17:00	520.2	486.8	0	0	486.8
12/21/2015 18:00	670.3	626.3	0	0	626.3
12/21/2015 19:00	627.1	585.9	0	0	585.9
12/21/2015 20:00	626.6	585.4	0	0	585.4
12/21/2015 21:00	639	596.6	0	0	596.6
12/21/2015 22:00	656.6	613.6	0	0	613.6
12/21/2015 23:00	611.4	571	0	0	571
12/22/2015 00:00	553.1	517.7	0	0	517.7
12/22/2015 01:00	501.1	468.4	0	0	468.4
12/22/2015 02:00	426.5	399.1	0	0	399.1
12/22/2015 03:00	414.2	387.3	0	0	387.3
12/22/2015 04:00	297.7	278.7	0	0	278.7
12/22/2015 05:00	453.4	424.1	0	0	424.1
12/22/2015 06:00	853.7	797.6	0	0	797.6
12/22/2015 07:00	664.9	621.5	0	0	621.5
12/22/2015 08:00	539.6	505.1	0	0	505.1
12/22/2015 09:00	624.6	584	0	0	584
12/22/2015 10:00	594.8	555	0	0	555
12/22/2015 11:00	610.8	570.8	0	0	570.8
12/22/2015 12:00	659.3	616.1	0	0	616.1
12/22/2015 13:00	633.6	592.2	0	0	592.2
12/22/2015 14:00	646.7	603.5	0	0	603.5
12/22/2015 15:00	0	0	0	0	0
12/22/2015 16:00	0	0	0	0	0
12/22/2015 17:00	0	0	0	0	0

	Unit 1 (Part 75 Data)	Unit 1 (Part 60 Data)	Unit 2 (Part 75 Data)	Unit 2 (Part 60 Data)	Units 1&2 Combined
	SO2_LbPerHr	SO2_P60_LbPerHr	SO2_LbPerHr	SO2_P60_LbPerHr	(Part 60 Data)
	1H	1H	1H	1H	
Time	Value	Value	Value	Value	
12/22/2015 18:00	0	0	0	0	0
12/22/2015 19:00	0	0	0	0	0
12/22/2015 20:00	0	0	0	0	0
12/22/2015 21:00	0	0	0	0	0
12/22/2015 22:00	0	0	0	0	0
12/22/2015 23:00	0	0	0	0	0
12/23/2015 00:00	0	0	0	0	0
12/23/2015 01:00	2.6	2.6	0	0	2.6
12/23/2015 02:00	49.1	45.6	0	0	45.6
12/23/2015 03:00	57.3	53.7	0	0	53.7
12/23/2015 04:00	135.3	126.3	0	0	126.3
12/23/2015 05:00	185.6	173.2	0	0	173.2
12/23/2015 06:00	247.5	230.9	0	0	230.9
12/23/2015 07:00	309.1	289.1	0	0	289.1
12/23/2015 08:00	438	409.5	0	0	409.5
12/23/2015 09:00	465.4	435	0	0	435
12/23/2015 10:00	486	453.5	0	0	453.5
12/23/2015 11:00	670.5	627.2	0	0	627.2
12/23/2015 12:00	691.9	691.9	0	0	691.9
12/23/2015 13:00	647	647	0	0	647
12/23/2015 14:00	0	0	0	0	0
12/23/2015 15:00	0	0	0	0	0
12/23/2015 16:00	0	0	0	0	0
12/23/2015 17:00	0	0	0	0	0
12/23/2015 18:00	0	0	0	0	0
12/23/2015 19:00	0	0	0	0	0
12/23/2015 20:00	0	0	0	0	0
12/23/2015 21:00	0	0	0	0	0
12/23/2015 22:00	0	0	0	0	0
12/23/2015 23:00	11.8	10.9	0	0	10.9
12/24/2015 00:00	39.8	37.1	0	0	37.1
12/24/2015 01:00	428.1	399.8	0	0	399.8
12/24/2015 02:00	250.4	233.8	0	0	233.8
12/24/2015 03:00	365.2	341.5	0	0	341.5
12/24/2015 04:00	337.7	316.1	0	0	316.1
12/24/2015 05:00	509.8	476.2	0	0	476.2
12/24/2015 06:00	397.3	371.6	0	0	371.6
12/24/2015 07:00	300.8	281.7	0	0	281.7
12/24/2015 08:00	528.8	493.6	0	0	493.6
12/24/2015 09:00	494.6	462.9	0	0	462.9
12/24/2015 10:00	492.8	461	0	0	461
12/24/2015 11:00	415.2	388.6	0	0	388.6
12/24/2015 12:00	515.8	482.2	0	0	482.2
12/24/2015 13:00	415.8	389.3	0	0	389.3
12/24/2015 14:00	612	571.6	0	0	571.6
12/24/2015 15:00	513	479.4	0	0	479.4
12/24/2015 16:00	449.8	419.7	0	0	419.7
12/24/2015 17:00	638.4	597.1	0	0	597.1
12/24/2015 18:00	484.1	452.5	0	0	452.5
12/24/2015 19:00	486.3	454.8	0	0	454.8
12/24/2015 20:00	428.5	400.7	0	0	400.7
12/24/2015 21:00	371.1	346.8	0	0	346.8
12/24/2015 22:00	165.2	154.7	0	0	154.7
12/24/2015 23:00	216.3	201.7	0	0	201.7
12/25/2015 00:00	234	219.1	0	0	219.1
12/25/2015 01:00	235.6	220.3	0	0	220.3
12/25/2015 02:00	396.4	371	0	0	371
12/25/2015 03:00	282.2	264	0	0	264
12/25/2015 04:00	206.1	192.3	0	0	192.3
12/25/2015 05:00	191.6	179.5	0	0	179.5
12/25/2015 06:00	200.9	187.5	0	0	187.5
12/25/2015 07:00	191.3	179.2	0	0	179.2
12/25/2015 08:00	233	218.1	0	0	218.1
12/25/2015 09:00	218.7	203.7	0	0	203.7
12/25/2015 10:00	287.8	268.3	0	0	268.3

	Unit 1 (Part 75 Data)	Unit 1 (Part 60 Data)	Unit 2 (Part 75 Data)	Unit 2 (Part 60 Data)	Units 1&2 Combined
	SO2_LbPerHr	SO2_P60_LbPerHr	SO2_LbPerHr	SO2_P60_LbPerHr	(Part 60 Data)
	1H	1H	1H	1H	
Time	Value	Value	Value	Value	
12/25/2015 11:00	422.7	394.8	0	0	394.8
12/25/2015 12:00	371	346.2	0	0	346.2
12/25/2015 13:00	267.2	250.1	0	0	250.1
12/25/2015 14:00	253.5	237.2	0	0	237.2
12/25/2015 15:00	554.9	518	0	0	518
12/25/2015 16:00	662.9	620.1	0	0	620.1
12/25/2015 17:00	198	184.6	0	0	184.6
12/25/2015 18:00	215.7	202.2	0	0	202.2
12/25/2015 19:00	172.2	161	0	0	161
12/25/2015 20:00	170.7	159.8	0	0	159.8
12/25/2015 21:00	240.8	225.5	0	0	225.5
12/25/2015 22:00	394.5	369.2	0	0	369.2
12/25/2015 23:00	482.2	450.5	0	0	450.5
12/26/2015 00:00	369.1	344.7	0	0	344.7
12/26/2015 01:00	278.8	260	0	0	260
12/26/2015 02:00	246	229.9	0	0	229.9
12/26/2015 03:00	279.6	260.8	0	0	260.8
12/26/2015 04:00	277.9	259.2	0	0	259.2
12/26/2015 05:00	326.5	305.1	0	0	305.1
12/26/2015 06:00	392.9	367.4	0	0	367.4
12/26/2015 07:00	424.1	395.9	0	0	395.9
12/26/2015 08:00	411.5	384.7	0	0	384.7
12/26/2015 09:00	417.1	390.3	0	0	390.3
12/26/2015 10:00	445.7	417	0	0	417
12/26/2015 11:00	664.9	621.2	0	0	621.2
12/26/2015 12:00	792.3	740	0	0	740
12/26/2015 13:00	598.9	560.1	0	0	560.1
12/26/2015 14:00	555.8	519.2	0	0	519.2
12/26/2015 15:00	733.4	684.9	0	0	684.9
12/26/2015 16:00	981.2	916.3	0	0	916.3
12/26/2015 17:00	1424.2	1330.2	0	0	1330.2
12/26/2015 18:00	1459.7	1364.6	0	0	1364.6
12/26/2015 19:00	1351.3	1262.9	0	0	1262.9
12/26/2015 20:00	1494.9	1396.3	0	0	1396.3
12/26/2015 21:00	1196.8	1119.2	0	0	1119.2
12/26/2015 22:00	1046.6	978.5	0	0	978.5
12/26/2015 23:00	856.7	801.4	0	0	801.4
12/27/2015 00:00	435.1	406.2	0	0	406.2
12/27/2015 01:00	427.2	398.9	0	0	398.9
12/27/2015 02:00	449.1	419.5	0	0	419.5
12/27/2015 03:00	228.4	213.6	0	0	213.6
12/27/2015 04:00	368.8	344.5	0	0	344.5
12/27/2015 05:00	390.4	364.8	0	0	364.8
12/27/2015 06:00	418.8	391.7	0	0	391.7
12/27/2015 07:00	448.3	419.2	0	0	419.2
12/27/2015 08:00	427	399.4	0	0	399.4
12/27/2015 09:00	424.9	397.3	0	0	397.3
12/27/2015 10:00	443.7	414.5	0	0	414.5
12/27/2015 11:00	617.5	577.1	0	0	577.1
12/27/2015 12:00	706.7	660.7	0	0	660.7
12/27/2015 13:00	507	473.8	0	0	473.8
12/27/2015 14:00	453.3	423.8	0	0	423.8
12/27/2015 15:00	645.8	603.2	0	0	603.2
12/27/2015 16:00	715.3	668.9	0	0	668.9
12/27/2015 17:00	917.4	857.7	0	0	857.7
12/27/2015 18:00	898	839.7	0	0	839.7
12/27/2015 19:00	1008.5	942.1	0	0	942.1
12/27/2015 20:00	521.9	488.1	0	0	488.1
12/27/2015 21:00	552.5	516.2	0	0	516.2
12/27/2015 22:00	498.4	465.4	0	0	465.4
12/27/2015 23:00	430.6	401.9	0	0	401.9
12/28/2015 00:00	429.1	401.1	0	0	401.1
12/28/2015 01:00	374.7	350.7	0	0	350.7
12/28/2015 02:00	319.4	298.3	0	0	298.3
12/28/2015 03:00	265.6	248.5	0	0	248.5

	Unit 1 (Part 75 Data)	Unit 1 (Part 60 Data)	Unit 2 (Part 75 Data)	Unit 2 (Part 60 Data)	Units 1&2 Combined
	SO2_LbPerHr	SO2_P60_LbPerHr	SO2_LbPerHr	SO2_P60_LbPerHr	(Part 60 Data)
	1H	1H	1H	1H	
Time	Value	Value	Value	Value	
12/28/2015 04:00	253.4	236.2	0	0	236.2
12/28/2015 05:00	246.4	230.5	0	0	230.5
12/28/2015 06:00	314.9	294.6	0	0	294.6
12/28/2015 07:00	667.4	623.5	0	0	623.5
12/28/2015 08:00	1189.6	1112.6	0	0	1112.6
12/28/2015 09:00	626	584.6	0	0	584.6
12/28/2015 10:00	622.1	582.3	0	0	582.3
12/28/2015 11:00	720	673.8	0	0	673.8
12/28/2015 12:00	694.9	648.6	0	0	648.6
12/28/2015 13:00	680.7	636.3	0	0	636.3
12/28/2015 14:00	690.2	645.7	0	0	645.7
12/28/2015 15:00	681.9	637.5	0	0	637.5
12/28/2015 16:00	680.5	636.3	0	0	636.3
12/28/2015 17:00	673.1	628.9	0	0	628.9
12/28/2015 18:00	633.6	591.9	0	0	591.9
12/28/2015 19:00	718.4	670.6	0	0	670.6
12/28/2015 20:00	664.6	620.5	0	0	620.5
12/28/2015 21:00	653.9	610.7	0	0	610.7
12/28/2015 22:00	605.4	566.2	0	0	566.2
12/28/2015 23:00	569	531.5	0	0	531.5
12/29/2015 00:00	484.9	453.3	0	0	453.3
12/29/2015 01:00	450.4	420.3	0	0	420.3
12/29/2015 02:00	382.2	357.7	0	0	357.7
12/29/2015 03:00	357.8	357.8	0	0	357.8
12/29/2015 04:00	384.1	384.1	0	0	384.1
12/29/2015 05:00	447.3	447.3	0	0	447.3
12/29/2015 06:00	444	444	0	0	444
12/29/2015 07:00	824.8	824.8	0	0	824.8
12/29/2015 08:00	816.9	816.9	0	0	816.9
12/29/2015 09:00	977.6	977.6	0	0	977.6
12/29/2015 10:00	1474.8	1379.2	0	0	1379.2
12/29/2015 11:00	1651.2	1542.5	0	0	1542.5
12/29/2015 12:00	1545.1	1443.3	0	0	1443.3
12/29/2015 13:00	864.1	806.8	0	0	806.8
12/29/2015 14:00	553.4	516.6	0	0	516.6
12/29/2015 15:00	683.8	639.4	0	0	639.4
12/29/2015 16:00	641.6	598.8	0	0	598.8
12/29/2015 17:00	713.7	668	0	0	668
12/29/2015 18:00	688.2	643.7	0	0	643.7
12/29/2015 19:00	649.7	607.4	0	0	607.4
12/29/2015 20:00	658.6	615.5	0	0	615.5
12/29/2015 21:00	724.8	677.6	0	0	677.6
12/29/2015 22:00	570.1	533.5	0	0	533.5
12/29/2015 23:00	671.9	627.7	0	0	627.7
12/30/2015 00:00	625.1	584.7	0	0	584.7
12/30/2015 01:00	558.6	521.9	0	0	521.9
12/30/2015 02:00	597.3	558.6	0	0	558.6
12/30/2015 03:00	535.5	500	0	0	500
12/30/2015 04:00	547.4	511.6	0	0	511.6
12/30/2015 05:00	615.7	575.5	0	0	575.5
12/30/2015 06:00	592.4	553.6	0	0	553.6
12/30/2015 07:00	619.4	579	0	0	579
12/30/2015 08:00	719.5	672.9	0	0	672.9
12/30/2015 09:00	808.9	755.2	0	0	755.2
12/30/2015 10:00	1123	1049.8	0	0	1049.8
12/30/2015 11:00	574.6	536.9	0	0	536.9
12/30/2015 12:00	428	399.6	0	0	399.6
12/30/2015 13:00	560.5	523.7	0	0	523.7
12/30/2015 14:00	425.3	397.7	0	0	397.7
12/30/2015 15:00	564.6	527.2	0	0	527.2
12/30/2015 16:00	529.4	494.7	0	0	494.7
12/30/2015 17:00	595.7	557.5	0	0	557.5
12/30/2015 18:00	490.4	458.4	0	0	458.4
12/30/2015 19:00	641.6	599.4	0	0	599.4
12/30/2015 20:00	778.1	727.8	0	0	727.8

	Unit 1 (Part 75 Data)	Unit 1 (Part 60 Data)	Unit 2 (Part 75 Data)	Unit 2 (Part 60 Data)	Units 1&2 Combined
	SO2_LbPerHr	SO2_P60_LbPerHr	SO2_LbPerHr	SO2_P60_LbPerHr	(Part 60 Data)
	1H	1H	1H	1H	
Time	Value	Value	Value	Value	
12/30/2015 21:00	571	533.3	0	0	533.3
12/30/2015 22:00	637.7	595.5	0	0	595.5
12/30/2015 23:00	588.8	550.9	0	0	550.9
12/31/2015 00:00	548.2	512.5	0	0	512.5
12/31/2015 01:00	477	446.3	0	0	446.3
12/31/2015 02:00	430.8	402.1	0	0	402.1
12/31/2015 03:00	433.8	405.4	0	0	405.4
12/31/2015 04:00	424.8	396.4	0	0	396.4
12/31/2015 05:00	427.2	398.8	0	0	398.8
12/31/2015 06:00	432.4	404.1	0	0	404.1
12/31/2015 07:00	430.6	402.1	0	0	402.1
12/31/2015 08:00	544	509	0	0	509
12/31/2015 09:00	599.9	559.9	0	0	559.9
12/31/2015 10:00	619.3	579.4	0	0	579.4
12/31/2015 11:00	607.1	566.6	0	0	566.6
12/31/2015 12:00	612.4	571.7	0	0	571.7
12/31/2015 13:00	619	578.2	0	0	578.2
12/31/2015 14:00	546.5	510.6	0	0	510.6
12/31/2015 15:00	417.5	390.9	0	0	390.9
12/31/2015 16:00	466.9	436	0	0	436
12/31/2015 17:00	512.5	479.7	0	0	479.7
12/31/2015 18:00	587.1	548	0	0	548
12/31/2015 19:00	519.7	486.4	0	0	486.4
12/31/2015 20:00	680.9	636.6	0	0	636.6
12/31/2015 21:00	531.7	496.3	0	0	496.3
12/31/2015 22:00	421.8	393.8	0	0	393.8
12/31/2015 23:00	387.9	362.4	0	0	362.4
1/1/2016 0:00	415.1	387.7	0	0	387.7
1/1/2016 1:00	523.2	489.3	0	0	489.3
1/1/2016 2:00	349.6	326.9	0	0	326.9
1/1/2016 3:00	297.6	278.2	0	0	278.2
1/1/2016 4:00	291.8	272.6	0	0	272.6
1/1/2016 5:00	302.4	283.1	0	0	283.1
1/1/2016 6:00	295.7	276.2	0	0	276.2
1/1/2016 7:00	346.9	323.9	0	0	323.9
1/1/2016 8:00	239.2	223.7	0	0	223.7
1/1/2016 9:00	522.8	488.7	0	0	488.7
1/1/2016 10:00	616.4	576.7	0	0	576.7
1/1/2016 11:00	706.4	659.5	0	0	659.5
1/1/2016 12:00	706	660.6	0	0	660.6
1/1/2016 13:00	664.6	620.9	0	0	620.9
1/1/2016 14:00	552.9	516	0	0	516
1/1/2016 15:00	541	506.1	0	0	506.1
1/1/2016 16:00	664	620.3	0	0	620.3
1/1/2016 17:00	979.1	914.6	0	0	914.6
1/1/2016 18:00	662.4	618.9	0	0	618.9
1/1/2016 19:00	480	448.8	0	0	448.8
1/1/2016 20:00	794.5	743	0	0	743
1/1/2016 21:00	701	654.5	0	0	654.5
1/1/2016 22:00	587.7	548.5	0	0	548.5
1/1/2016 23:00	454	424.2	0	0	424.2
1/2/2016 0:00	389.9	364	0	0	364
1/2/2016 1:00	298.5	278.4	0	0	278.4
1/2/2016 2:00	336.7	314.5	0	0	314.5
1/2/2016 3:00	469.3	439.1	0	0	439.1
1/2/2016 4:00	352.3	328.7	0	0	328.7
1/2/2016 5:00	213.5	199.3	0	0	199.3
1/2/2016 6:00	234.1	218.6	0	0	218.6
1/2/2016 7:00	215.4	201.5	0	0	201.5
1/2/2016 8:00	178.1	167.1	0	0	167.1
1/2/2016 9:00	225.7	210.7	0	0	210.7
1/2/2016 10:00	229.9	214.8	0	0	214.8
1/2/2016 11:00	224.1	209	0	0	209
1/2/2016 12:00	220.6	205.7	0	0	205.7
1/2/2016 13:00	212.6	199	0	0	199

	Unit 1 (Part 75 Data)	Unit 1 (Part 60 Data)	Unit 2 (Part 75 Data)	Unit 2 (Part 60 Data)	Units 1&2 Combined
	SO2_LbPerHr	SO2_P60_LbPerHr	SO2_LbPerHr	SO2_P60_LbPerHr	(Part 60 Data)
	1H	1H	1H	1H	
Time	Value	Value	Value	Value	
1/2/2016 14:00	174	162.4	0	0	162.4
1/2/2016 15:00	112.8	105.6	0	0	105.6
1/2/2016 16:00	132.6	124.4	0	0	124.4
1/2/2016 17:00	127.8	119.7	0	0	119.7
1/2/2016 18:00	159.5	149	0	0	149
1/2/2016 19:00	163	152.6	0	0	152.6
1/2/2016 20:00	248.9	232.5	0	0	232.5
1/2/2016 21:00	414.9	387.6	0	0	387.6
1/2/2016 22:00	488.9	456.7	0	0	456.7
1/2/2016 23:00	622.4	582.2	0	0	582.2
1/3/2016 0:00	680.6	635.7	0	0	635.7
1/3/2016 1:00	537.8	502.6	0	0	502.6
1/3/2016 2:00	334.1	312.4	0	0	312.4
1/3/2016 3:00	357.6	334.6	10.2	9.4	344
1/3/2016 4:00	410.2	382.9	10.3	9.4	392.3
1/3/2016 5:00	454.9	425	5.1	4.3	429.3
1/3/2016 6:00	444.1	415.7	8.6	7.7	423.4
1/3/2016 7:00	614.7	574.9	19.9	18.1	593
1/3/2016 8:00	522.4	487.9	48.9	43.7	531.6
1/3/2016 9:00	536.5	502	0	0	502
1/3/2016 10:00	463.8	434.1	0	0	434.1
1/3/2016 11:00	421.7	393.9	0.9	0.9	394.8
1/3/2016 12:00	488.1	455.6	9.8	8.7	464.3
1/3/2016 13:00	520.7	487	38.8	35.1	522.1
1/3/2016 14:00	545.4	510	72.8	65.5	575.5
1/3/2016 15:00	564.2	527.1	85.3	76.7	603.8
1/3/2016 16:00	567.8	530.8	106	95.9	626.7
1/3/2016 17:00	601.4	562.7	227.9	204.7	767.4
1/3/2016 18:00	675	630.7	256.8	231.4	862.1
1/3/2016 19:00	617.4	576.8	299.6	269.3	846.1
1/3/2016 20:00	650.4	608.1	384.6	346.2	954.3
1/3/2016 21:00	468.4	436.9	436	393.1	830
1/3/2016 22:00	138	128.2	157.9	141.8	270
1/3/2016 23:00	61.4	57	56.8	51	108
1/4/2016 0:00	92.2	86.6	25.8	23.1	109.7
1/4/2016 1:00	111.4	104.4	30.2	27.6	132
1/4/2016 2:00	105.9	98.8	23.5	20.9	119.7
1/4/2016 3:00	212.4	197.9	35.4	31.6	229.5
1/4/2016 4:00	394.6	369.4	40	36.1	405.5
1/4/2016 5:00	514.4	481.5	50.3	44.9	526.4
1/4/2016 6:00	680.4	636.1	148.3	132.9	769
1/4/2016 7:00	628.2	586.8	295	265.5	852.3
1/4/2016 8:00	643.4	602	374.3	336.9	938.9
1/4/2016 9:00	665.6	622.5	886.1	797.3	1419.8
1/4/2016 10:00	648.3	605.1	890.2	801.5	1406.6
1/4/2016 11:00	661.6	618.5	594.9	535.8	1154.3
1/4/2016 12:00	649.5	606.3	780.4	703	1309.3
1/4/2016 13:00	646.6	603.6	853	767.7	1371.3
1/4/2016 14:00	638.2	597.1	773.2	696.1	1293.2
1/4/2016 15:00	640.8	599.7	636.5	573.3	1173
1/4/2016 16:00	602.3	563.2	699.9	629.1	1192.3
1/4/2016 17:00	637.4	595.3	660.9	594	1189.3
1/4/2016 18:00	603.9	565	694.5	625.9	1190.9
1/4/2016 19:00	602.1	563.3	724.7	652.2	1215.5
1/4/2016 20:00	584	546.1	780.9	703	1249.1
1/4/2016 21:00	609.2	569.2	764.2	688.5	1257.7
1/4/2016 22:00	635.2	593.6	709.5	639	1232.6
1/4/2016 23:00	631.8	590	751.7	677.1	1267.1
1/5/2016 0:00	457.2	426.9	805.2	724.1	1151
1/5/2016 1:00	376.2	351.4	771.8	694.8	1046.2
1/5/2016 2:00	454.2	424.4	744.1	669.3	1093.7
1/5/2016 3:00	540.6	505.5	752.8	677.7	1183.2
1/5/2016 4:00	523.9	489.5	739	665.5	1155
1/5/2016 5:00	541.8	506.7	667.2	600.5	1107.2
1/5/2016 6:00	539.9	504.6	723.6	651.9	1156.5

	Unit 1 (Part 75 Data)	Unit 1 (Part 60 Data)	Unit 2 (Part 75 Data)	Unit 2 (Part 60 Data)	Units 1&2 Combined
	SO2_LbPerHr	SO2_P60_LbPerHr	SO2_LbPerHr	SO2_P60_LbPerHr	(Part 60 Data)
	1H	1H	1H	1H	
Time	Value	Value	Value	Value	
1/5/2016 7:00	592.2	553.5	738	664	1217.5
1/5/2016 8:00	600	560.8	698.7	628.8	1189.6
1/5/2016 9:00	563.6	526.1	715.3	643.4	1169.5
1/5/2016 10:00	556	520.2	735	661.1	1181.3
1/5/2016 11:00	566.3	528.8	768.7	692.5	1221.3
1/5/2016 12:00	569.9	532.1	764.8	688.6	1220.7
1/5/2016 13:00	569.6	533	717.4	645.3	1178.3
1/5/2016 14:00	570.2	532.4	683.7	615.7	1148.1
1/5/2016 15:00	687	641.6	687.3	617.8	1259.4
1/5/2016 16:00	549.2	513.9	713.9	642.5	1156.4
1/5/2016 17:00	723.2	676	738.6	664.7	1340.7
1/5/2016 18:00	714.2	668.3	756.3	680.1	1348.4
1/5/2016 19:00	745.3	696.8	779.9	701.9	1398.7
1/5/2016 20:00	807.2	754.6	768.2	690.8	1445.4
1/5/2016 21:00	549	512.4	730.8	657.5	1169.9
1/5/2016 22:00	844.1	788.3	728	656	1444.3
1/5/2016 23:00	697.6	651.7	753.5	679	1330.7
1/6/2016 0:00	0	0	777.5	698.9	698.9
1/6/2016 1:00	0	0	641.6	577.5	577.5
1/6/2016 2:00	0	0	664.8	598.5	598.5
1/6/2016 3:00	0	0	921	828.1	828.1
1/6/2016 4:00	0	0	944.8	850.5	850.5
1/6/2016 5:00	0	0	859.8	773.9	773.9
1/6/2016 6:00	0	0	798	719	719
1/6/2016 7:00	0	0	739.1	666	666
1/6/2016 8:00	0	0	689.4	620.4	620.4
1/6/2016 9:00	0	0	731.5	658.4	658.4
1/6/2016 10:00	0	0	772	694.4	694.4
1/6/2016 11:00	0	0	702.3	632.9	632.9
1/6/2016 12:00	0	0	606.9	545.8	545.8
1/6/2016 13:00	0	0	429.9	386.7	386.7
1/6/2016 14:00	0	0	246.2	222.2	222.2
1/6/2016 15:00	0	0	206.4	185.6	185.6
1/6/2016 16:00	0	0	391.3	352.8	352.8
1/6/2016 17:00	0	0	955.4	860.5	860.5
1/6/2016 18:00	0	0	975.8	878	878
1/6/2016 19:00	0	0	915.1	823.4	823.4
1/6/2016 20:00	0	0	836.5	753.3	753.3
1/6/2016 21:00	0	0	868.6	781.1	781.1
1/6/2016 22:00	0	0	842.8	758.9	758.9
1/6/2016 23:00	0	0	868.3	782.1	782.1
1/7/2016 0:00	0	0	913.8	822	822
1/7/2016 1:00	0	0	711.8	641.2	641.2
1/7/2016 2:00	0	0	766.7	690.6	690.6
1/7/2016 3:00	0	0	871.5	784.9	784.9
1/7/2016 4:00	0	0	949.4	853.9	853.9
1/7/2016 5:00	0	0	864.4	777.9	777.9
1/7/2016 6:00	0	0	934.5	841.8	841.8
1/7/2016 7:00	0	0	962.8	867.2	867.2
1/7/2016 8:00	0	0	871.1	784	784
1/7/2016 9:00	0	0	854.6	769.2	769.2
1/7/2016 10:00	0	0	934	840.4	840.4
1/7/2016 11:00	0	0	761.5	685.9	685.9
1/7/2016 12:00	0	0	788.2	709.4	709.4
1/7/2016 13:00	0	0	735.3	661.9	661.9
1/7/2016 14:00	0	0	605.4	545.6	545.6
1/7/2016 15:00	0	0	907.9	817.9	817.9
1/7/2016 16:00	0	0	731.7	658.2	658.2
1/7/2016 17:00	0	0	776	698.6	698.6
1/7/2016 18:00	0	0	897.2	807.2	807.2
1/7/2016 19:00	0	0	798.2	719	719
1/7/2016 20:00	0	0	795.1	715.8	715.8
1/7/2016 21:00	0	0	852.9	768.2	768.2
1/7/2016 22:00	0	0	779.2	701.7	701.7
1/7/2016 23:00	0	0	614	553.1	553.1

	Unit 1 (Part 75 Data)	Unit 1 (Part 60 Data)	Unit 2 (Part 75 Data)	Unit 2 (Part 60 Data)	Units 1&2 Combined
	SO2_LbPerHr	SO2_P60_LbPerHr	SO2_LbPerHr	SO2_P60_LbPerHr	(Part 60 Data)
	1H	1H	1H	1H	
Time	Value	Value	Value	Value	
1/8/2016 0:00	0	0	641.6	578.1	578.1
1/8/2016 1:00	0	0	729.7	656.6	656.6
1/8/2016 2:00	0	0	636.9	572.7	572.7
1/8/2016 3:00	0	0	731.6	659	659
1/8/2016 4:00	0	0	715.9	644.3	644.3
1/8/2016 5:00	0	0	760	683.9	683.9
1/8/2016 6:00	0	0	972.4	875.3	875.3
1/8/2016 7:00	0	0	1157	1041.9	1041.9
1/8/2016 8:00	0	0	909	817.3	817.3
1/8/2016 9:00	0	0	800.8	721.3	721.3
1/8/2016 10:00	0	0	994.8	895.8	895.8
1/8/2016 11:00	0	0	1007.5	906.7	906.7
1/8/2016 12:00	0	0	1004.2	904.2	904.2
1/8/2016 13:00	0	0	1014.5	913.9	913.9
1/8/2016 14:00	0	0	866.8	780.1	780.1
1/8/2016 15:00	0	0	916.6	825.3	825.3
1/8/2016 16:00	0	0	972	875.2	875.2
1/8/2016 17:00	0	0	1015	914.3	914.3
1/8/2016 18:00	0	0	1114	1002.2	1002.2
1/8/2016 19:00	0	0	851	765.3	765.3
1/8/2016 20:00	0	0	581.9	523.7	523.7
1/8/2016 21:00	0	0	588.7	530	530
1/8/2016 22:00	0	0	561	504.6	504.6
1/8/2016 23:00	0	0	773.6	695.6	695.6
1/9/2016 0:00	0	0	850.2	765.8	765.8
1/9/2016 1:00	0	0	699.8	629.4	629.4
1/9/2016 2:00	0	0	632.2	568.8	568.8
1/9/2016 3:00	0	0	627.1	564.5	564.5
1/9/2016 4:00	0	0	594.8	535.1	535.1
1/9/2016 5:00	0	0	626.6	564.2	564.2
1/9/2016 6:00	0	0	595	536.1	536.1
1/9/2016 7:00	0	0	586.7	527.4	527.4
1/9/2016 8:00	0	0	579.3	521.9	521.9
1/9/2016 9:00	0	0	613.7	552	552
1/9/2016 10:00	0	0	563	506.9	506.9
1/9/2016 11:00	0	0	409.2	368.3	368.3
1/9/2016 12:00	0	0	403.9	362.9	362.9
1/9/2016 13:00	0	0	603.8	543.1	543.1
1/9/2016 14:00	0	0	615	554	554
1/9/2016 15:00	0	0	518.1	466.6	466.6
1/9/2016 16:00	0	0	381.6	342.9	342.9
1/9/2016 17:00	0	0	613.9	552.4	552.4
1/9/2016 18:00	0	0	749.4	674.9	674.9
1/9/2016 19:00	0	0	622.4	560.8	560.8
1/9/2016 20:00	0	0	724.8	652.3	652.3
1/9/2016 21:00	0	0	721.4	648.8	648.8
1/9/2016 22:00	0	0	585.1	527.1	527.1
1/9/2016 23:00	0	0	542.3	488.3	488.3
1/10/2016 0:00	0	0	370.8	334.2	334.2
1/10/2016 1:00	0	0	401.2	360.8	360.8
1/10/2016 2:00	0	0	299	268.7	268.7
1/10/2016 3:00	0	0	320.8	289	289
1/10/2016 4:00	0	0	321.9	290	290
1/10/2016 5:00	0	0	325.2	293.2	293.2
1/10/2016 6:00	0	0	435.1	392.2	392.2
1/10/2016 7:00	0	0	603.2	543.4	543.4
1/10/2016 8:00	0	0	631.3	568	568
1/10/2016 9:00	0	0	807.2	725.8	725.8
1/10/2016 10:00	0	0	696.2	626.4	626.4
1/10/2016 11:00	0	0	701.4	631.5	631.5
1/10/2016 12:00	0	0	744	669	669
1/10/2016 13:00	0	0	701.7	631.2	631.2
1/10/2016 14:00	0	0	709.2	638.4	638.4
1/10/2016 15:00	0	0	799.4	719.3	719.3
1/10/2016 16:00	0	0	734.5	661.4	661.4

	Unit 1 (Part 75 Data)	Unit 1 (Part 60 Data)	Unit 2 (Part 75 Data)	Unit 2 (Part 60 Data)	Units 1&2 Combined
	SO2_LbPerHr	SO2_P60_LbPerHr	SO2_LbPerHr	SO2_P60_LbPerHr	(Part 60 Data)
	1H	1H	1H	1H	
Time	Value	Value	Value	Value	
1/10/2016 17:00	0	0	733.3	660	660
1/10/2016 18:00	0	0	780.6	701.9	701.9
1/10/2016 19:00	0	0	718.4	647.1	647.1
1/10/2016 20:00	0	0	768.1	692	692
1/10/2016 21:00	0	0	781.1	703.2	703.2
1/10/2016 22:00	0	0	757.2	681.8	681.8
1/10/2016 23:00	0	0	633.9	570	570
1/11/2016 0:00	0	0	756.6	680.5	680.5
1/11/2016 1:00	0	0	827.5	744.4	744.4
1/11/2016 2:00	0	0	826.9	744.8	744.8
1/11/2016 3:00	0	0	923.9	831.9	831.9
1/11/2016 4:00	0	0	1007.1	905.8	905.8
1/11/2016 5:00	0	0	815.5	733.4	733.4
1/11/2016 6:00	0	0	1036	933	933
1/11/2016 7:00	0	0	898.3	807.9	807.9
1/11/2016 8:00	0	0	881.2	793.3	793.3
1/11/2016 9:00	0	0	965.8	868.6	868.6
1/11/2016 10:00	0	0	931.4	838.5	838.5
1/11/2016 11:00	0	0	929.7	836.8	836.8
1/11/2016 12:00	0	0	878.2	789.6	789.6
1/11/2016 13:00	0	0	982.5	884.1	884.1
1/11/2016 14:00	0	0	889.5	800.8	800.8
1/11/2016 15:00	0	0	682	613.2	613.2
1/11/2016 16:00	0	0	950	854.4	854.4
1/11/2016 17:00	0	0	1183.2	1064.7	1064.7
1/11/2016 18:00	0	0	937	843.3	843.3
1/11/2016 19:00	0	0	834.8	751.9	751.9
1/11/2016 20:00	0	0	802.2	721.3	721.3
1/11/2016 21:00	0	0	865.1	778.2	778.2
1/11/2016 22:00	0	0	952	856.8	856.8
1/11/2016 23:00	0	0	842.9	758.6	758.6
1/12/2016 0:00	0	0	694.8	624.8	624.8
1/12/2016 1:00	0	0	745.4	670.9	670.9
1/12/2016 2:00	0	0	811.7	731.1	731.1
1/12/2016 3:00	0	0	809.5	728.7	728.7
1/12/2016 4:00	0	0	885.4	796.5	796.5
1/12/2016 5:00	0	0	784.8	705.8	705.8
1/12/2016 6:00	0	0	935.9	841.5	841.5
1/12/2016 7:00	0	0	806.2	725.2	725.2
1/12/2016 8:00	0	0	833	749.1	749.1
1/12/2016 9:00	0	0	906.3	815.7	815.7
1/12/2016 10:00	0	0	977.3	880.4	880.4
1/12/2016 11:00	0	0	923.5	830.5	830.5
1/12/2016 12:00	0	0	801.5	720.5	720.5
1/12/2016 13:00	0	0	985.7	886.3	886.3
1/12/2016 14:00	0	0	808.9	727.8	727.8
1/12/2016 15:00	0	0	620.8	559.4	559.4
1/12/2016 16:00	0	0	838.9	754.6	754.6
1/12/2016 17:00	0	0	1121	1009.1	1009.1
1/12/2016 18:00	0	0	1004.5	904.6	904.6
1/12/2016 19:00	0	0	867.1	779.5	779.5
1/12/2016 20:00	0	0	807.2	725.9	725.9
1/12/2016 21:00	0	0	875.5	787.7	787.7
1/12/2016 22:00	0	0	902	812	812
1/12/2016 23:00	0	0	784.4	706.1	706.1
1/13/2016 0:00	0	0	1005.8	906	906
1/13/2016 1:00	0	0	913.6	821.9	821.9
1/13/2016 2:00	0	0	871.4	783.5	783.5
1/13/2016 3:00	0	0	916.8	825.7	825.7
1/13/2016 4:00	0	0	977.4	879.5	879.5
1/13/2016 5:00	0	0	878.9	791.8	791.8
1/13/2016 6:00	0	0	899	808.9	808.9
1/13/2016 7:00	0	0	931.3	838.6	838.6
1/13/2016 8:00	0	0	876.8	788.7	788.7
1/13/2016 9:00	0	0	814.7	732.8	732.8

	Unit 1 (Part 75 Data)	Unit 1 (Part 60 Data)	Unit 2 (Part 75 Data)	Unit 2 (Part 60 Data)	Units 1&2 Combined
	SO2_LbPerHr	SO2_P60_LbPerHr	SO2_LbPerHr	SO2_P60_LbPerHr	(Part 60 Data)
	1H	1H	1H	1H	
Time	Value	Value	Value	Value	
1/13/2016 10:00	0	0	788.2	708.8	708.8
1/13/2016 11:00	0	0	898	808.4	808.4
1/13/2016 12:00	0	0	947.4	853.3	853.3
1/13/2016 13:00	0	0	882.1	794.5	794.5
1/13/2016 14:00	0	0	755.1	680.2	680.2
1/13/2016 15:00	0	0	812.2	731.8	731.8
1/13/2016 16:00	0	0	939.7	844.9	844.9
1/13/2016 17:00	0	0	947	853.1	853.1
1/13/2016 18:00	0	0	919.2	827.9	827.9
1/13/2016 19:00	0	0	877.6	790.2	790.2
1/13/2016 20:00	0	0	841.2	757.9	757.9
1/13/2016 21:00	0	0	845.8	760.6	760.6
1/13/2016 22:00	0	0	878.5	790.4	790.4
1/13/2016 23:00	0	0	620	558.4	558.4
1/14/2016 0:00	0	0	631.5	568.1	568.1
1/14/2016 1:00	0	0	853.7	768.9	768.9
1/14/2016 2:00	0	0	751.1	676.5	676.5
1/14/2016 3:00	0	0	799.4	719.5	719.5
1/14/2016 4:00	0	0	799.1	718.7	718.7
1/14/2016 5:00	0	0	821.3	739.4	739.4
1/14/2016 6:00	0	0	939.5	846.1	846.1
1/14/2016 7:00	0	0	890.5	802.1	802.1
1/14/2016 8:00	0	0	705.7	634.6	634.6
1/14/2016 9:00	0	0	742.2	667.4	667.4
1/14/2016 10:00	0	0	668	600.7	600.7
1/14/2016 11:00	0	0	852.4	767	767
1/14/2016 12:00	0	0	660	594.4	594.4
1/14/2016 13:00	0	0	620	558.6	558.6
1/14/2016 14:00	0	0	639.8	575.6	575.6
1/14/2016 15:00	0	0	418.1	376	376
1/14/2016 16:00	0	0	488.8	440.6	440.6
1/14/2016 17:00	0	0	539.2	485.2	485.2
1/14/2016 18:00	0	0	694.8	625.8	625.8
1/14/2016 19:00	0	0	699.5	629.2	629.2
1/14/2016 20:00	0	0	691.2	621.3	621.3
1/14/2016 21:00	0	0	1104.1	994	994
1/14/2016 22:00	0	0	902.2	811.3	811.3
1/14/2016 23:00	0	0	561.1	505	505
1/15/2016 0:00	0	0	633.4	570.7	570.7
1/15/2016 1:00	0	0	671.2	603.9	603.9
1/15/2016 2:00	0	0	719.4	647.3	647.3
1/15/2016 3:00	0	0	703.9	634.2	634.2
1/15/2016 4:00	0	0	751.6	676	676
1/15/2016 5:00	0	0	1336.4	1203.5	1203.5
1/15/2016 6:00	0	0	1064.9	958.2	958.2
1/15/2016 7:00	0	0	1072.2	965.8	965.8
1/15/2016 8:00	0	0	874.9	787.8	787.8
1/15/2016 9:00	0	0	831.6	747.8	747.8
1/15/2016 10:00	0	0	873.7	786.4	786.4
1/15/2016 11:00	0	0	1050	945.4	945.4
1/15/2016 12:00	0	0	992.5	894	894
1/15/2016 13:00	0	0	888.6	799.7	799.7
1/15/2016 14:00	0	0	901.2	810.4	810.4
1/15/2016 15:00	0	0	935.5	841.7	841.7
1/15/2016 16:00	0	0	966.1	869.1	869.1
1/15/2016 17:00	0	0	948	853.6	853.6
1/15/2016 18:00	0	0	850.2	765.3	765.3
1/15/2016 19:00	0	0	611.9	550.8	550.8
1/15/2016 20:00	0	0	824.6	742.3	742.3
1/15/2016 21:00	0	0	864.8	778.5	778.5
1/15/2016 22:00	0	0	695.3	625.9	625.9
1/15/2016 23:00	0	0	838.5	754.3	754.3
1/16/2016 0:00	0	0	957.2	861.2	861.2
1/16/2016 1:00	0	0	1252.8	1127.8	1127.8
1/16/2016 2:00	0	0	690.4	621.5	621.5

	Unit 1 (Part 75 Data)	Unit 1 (Part 60 Data)	Unit 2 (Part 75 Data)	Unit 2 (Part 60 Data)	Units 1&2 Combined
	SO2_LbPerHr	SO2_P60_LbPerHr	SO2_LbPerHr	SO2_P60_LbPerHr	(Part 60 Data)
	1H	1H	1H	1H	
Time	Value	Value	Value	Value	
1/16/2016 3:00	0	0	580.2	521.6	521.6
1/16/2016 4:00	0	0	548	493.3	493.3
1/16/2016 5:00	0	0	719.1	647.8	647.8
1/16/2016 6:00	0	0	770.5	694.1	694.1
1/16/2016 7:00	0	0	777.5	699.2	699.2
1/16/2016 8:00	0	0	804.5	723.5	723.5
1/16/2016 9:00	0	0	787.8	708.5	708.5
1/16/2016 10:00	0	0	759.7	683.8	683.8
1/16/2016 11:00	0	0	864.5	778.6	778.6
1/16/2016 12:00	0	0	810.8	730	730
1/16/2016 13:00	0	0	848.9	763.3	763.3
1/16/2016 14:00	0	0	758.3	682.4	682.4
1/16/2016 15:00	0	0	872.4	785.9	785.9
1/16/2016 16:00	0	0	1011.2	910.9	910.9
1/16/2016 17:00	0	0	1092.3	983	983
1/16/2016 18:00	0	0	1027.9	925.1	925.1
1/16/2016 19:00	0	0	732.4	659.9	659.9
1/16/2016 20:00	0	0	691.2	622.3	622.3
1/16/2016 21:00	0	0	971.6	875	875
1/16/2016 22:00	0	0	957.4	862.2	862.2
1/16/2016 23:00	0	0	857.6	771.1	771.1
1/17/2016 0:00	0	0	863.3	776.6	776.6
1/17/2016 1:00	0	0	885.2	796	796
1/17/2016 2:00	0	0	864	778.1	778.1
1/17/2016 3:00	5.9	0	915.4	824.2	824.2
1/17/2016 4:00	0	0	883.2	794.7	794.7
1/17/2016 5:00	0	0	834.3	751.2	751.2
1/17/2016 6:00	0	0	844	759.2	759.2
1/17/2016 7:00	0	0	846.5	761.6	761.6
1/17/2016 8:00	0	0	964.1	867.3	867.3
1/17/2016 9:00	0	0	956.5	861.1	861.1
1/17/2016 10:00	0	0	888.3	799.1	799.1
1/17/2016 11:00	0	0	975.1	877	877
1/17/2016 12:00	0	0	981	882.5	882.5
1/17/2016 13:00	0	0	958.7	863.3	863.3
1/17/2016 14:00	4.4	4.4	938.2	844.2	848.6
1/17/2016 15:00	61.3	56.8	754.7	679.9	736.7
1/17/2016 16:00	224.1	209.4	994.4	894.4	1103.8
1/17/2016 17:00	394.2	369	1267.5	1140.2	1509.2
1/17/2016 18:00	543.5	507.7	935.9	841.7	1349.4
1/17/2016 19:00	1090.6	1019.4	905.1	813.8	1833.2
1/17/2016 20:00	991.7	927.6	979.7	882.5	1810.1
1/17/2016 21:00	780.2	729.7	1025.2	923.1	1652.8
1/17/2016 22:00	817.3	763	901.3	811.3	1574.3
1/17/2016 23:00	788	736.1	832.6	749	1485.1
1/18/2016 0:00	729.3	681.8	747.2	673.1	1354.9
1/18/2016 1:00	733.4	685.5	839.2	755.6	1441.1
1/18/2016 2:00	713.4	667.2	910.5	819.3	1486.5
1/18/2016 3:00	812.7	760.2	965.9	868.6	1628.8
1/18/2016 4:00	822.5	767.9	934.2	841.4	1609.3
1/18/2016 5:00	733.3	685.5	833.1	750.3	1435.8
1/18/2016 6:00	797.5	746	980	882.4	1628.4
1/18/2016 7:00	818.4	764.8	1100.3	989.9	1754.7
1/18/2016 8:00	783	731	1041.9	937.5	1668.5
1/18/2016 9:00	813.5	759.9	917.6	825.4	1585.3
1/18/2016 10:00	765.5	715.9	933.2	840.3	1556.2
1/18/2016 11:00	776.4	724.8	971	873.3	1598.1
1/18/2016 12:00	792.3	740.7	1026.4	923.4	1664.1
1/18/2016 13:00	958.4	896.5	996.6	897.7	1794.2
1/18/2016 14:00	760.7	710.5	961.2	864.6	1575.1
1/18/2016 15:00	886.7	828.6	966.9	870.2	1698.8
1/18/2016 16:00	847	791.6	924.3	831.5	1623.1
1/18/2016 17:00	852.3	797.3	942.9	848	1645.3
1/18/2016 18:00	858.9	803.2	883.7	794.5	1597.7
1/18/2016 19:00	915.6	855.5	962.3	866.8	1722.3

	Unit 1 (Part 75 Data)	Unit 1 (Part 60 Data)	Unit 2 (Part 75 Data)	Unit 2 (Part 60 Data)	Units 1&2 Combined
	SO2_LbPerHr	SO2_P60_LbPerHr	SO2_LbPerHr	SO2_P60_LbPerHr	(Part 60 Data)
	1H	1H	1H	1H	
Time	Value	Value	Value	Value	
1/18/2016 20:00	892.2	833.9	1098.3	989.1	1823
1/18/2016 21:00	916.3	856.4	1145.1	1031.2	1887.6
1/18/2016 22:00	901.1	841.5	929.2	836.5	1678
1/18/2016 23:00	887.4	829.5	822.3	739.4	1568.9
1/19/2016 0:00	809.8	756.3	854.5	769.2	1525.5
1/19/2016 1:00	914.7	854.9	907.2	816.6	1671.5
1/19/2016 2:00	867.4	811.5	1103.2	992.2	1803.7
1/19/2016 3:00	982.2	917.3	1037	933.7	1851
1/19/2016 4:00	685	640.6	947.4	852.1	1492.7
1/19/2016 5:00	720.3	673.4	971.7	875.3	1548.7
1/19/2016 6:00	522.7	488.1	968	871.8	1359.9
1/19/2016 7:00	681.4	637.2	1047.6	943.3	1580.5
1/19/2016 8:00	612.8	572.3	818	735.4	1307.7
1/19/2016 9:00	999.4	934.5	402.1	361.7	1296.2
1/19/2016 10:00	1021.7	954.7	831.4	748.5	1703.2
1/19/2016 11:00	1006.2	941.1	1529.3	1375.9	2317
1/19/2016 12:00	1025.2	957.6	999.5	898.7	1856.3
1/19/2016 13:00	978.1	914.5	924.3	831.7	1746.2
1/19/2016 14:00	1042.7	975.3	966.7	870.3	1845.6
1/19/2016 15:00	981.2	916.7	717.7	646.3	1563
1/19/2016 16:00	942.9	881.2	541.9	487.5	1368.7
1/19/2016 17:00	923.8	863.1	695.1	625.6	1488.7
1/19/2016 18:00	804.7	752.2	650.6	585.5	1337.7
1/19/2016 19:00	833.6	779.3	589.6	530.7	1310
1/19/2016 20:00	875.1	818.5	491	442.5	1261
1/19/2016 21:00	820.3	766.5	726.9	654.2	1420.7
1/19/2016 22:00	815.3	762.3	709.1	637.6	1399.9
1/19/2016 23:00	837.6	782.8	763.5	686.8	1469.6
1/20/2016 0:00	883.9	825.4	902.4	812.9	1638.3
1/20/2016 1:00	781.3	730.3	891.9	803.3	1533.6
1/20/2016 2:00	875.6	819.1	857	772.1	1591.2
1/20/2016 3:00	892.7	834.7	989.7	890.6	1725.3
1/20/2016 4:00	1001.4	935.8	954.7	859.2	1795
1/20/2016 5:00	1049.8	980.1	914.2	823.2	1803.3
1/20/2016 6:00	1065.7	996.1	913.8	823.1	1819.2
1/20/2016 7:00	1085.2	1013.6	1111.7	999.9	2013.5
1/20/2016 8:00	1093.1	1022.5	1024.7	922.5	1945
1/20/2016 9:00	1040.5	972.7	908.3	816.9	1789.6
1/20/2016 10:00	801.4	748.9	869.8	782.4	1531.3
1/20/2016 11:00	824.2	770.7	885.8	796.4	1567.1
1/20/2016 12:00	841.4	786.7	909.7	818.6	1605.3
1/20/2016 13:00	550.6	514.5	911	819.7	1334.2
1/20/2016 14:00	852.1	796.6	879.6	791.8	1588.4
1/20/2016 15:00	682.3	637.7	892.9	803	1440.7
1/20/2016 16:00	691.5	646.8	900.2	810.8	1457.6
1/20/2016 17:00	738.2	689.9	951.2	856.5	1546.4
1/20/2016 18:00	729.7	682.5	926.7	834.2	1516.7
1/20/2016 19:00	699.9	654.8	929.1	836.6	1491.4
1/20/2016 20:00	777.1	726	926.9	834	1560
1/20/2016 21:00	757.7	708.2	894.4	805.2	1513.4
1/20/2016 22:00	743.5	694.1	885.4	796.1	1490.2
1/20/2016 23:00	649.3	606.6	872.7	785.5	1392.1
1/21/2016 0:00	665.9	621.8	773	694.9	1316.7
1/21/2016 1:00	656.5	613.5	869.1	782.3	1395.8
1/21/2016 2:00	634.4	593.4	824.1	742	1335.4
1/21/2016 3:00	619.5	579.3	904.8	814.7	1394
1/21/2016 4:00	660.2	616.4	778.4	699.8	1316.2
1/21/2016 5:00	627.5	587	695.6	625.3	1212.3
1/21/2016 6:00	775.5	724.7	931.6	838.3	1563
1/21/2016 7:00	669.5	625	847.1	762.2	1387.2
1/21/2016 8:00	697	650.7	804.2	723.2	1373.9
1/21/2016 9:00	747.6	0	855.8	770.4	770.4
1/21/2016 10:00	720.2	0	875.7	788.9	788.9
1/21/2016 11:00	835.2	781	926.2	833.4	1614.4
1/21/2016 12:00	823.6	769.2	899.5	809	1578.2

	Unit 1 (Part 75 Data)	Unit 1 (Part 60 Data)	Unit 2 (Part 75 Data)	Unit 2 (Part 60 Data)	Units 1&2 Combined
	SO2_LbPerHr	SO2_P60_LbPerHr	SO2_LbPerHr	SO2_P60_LbPerHr	(Part 60 Data)
	1H	1H	1H	1H	
Time	Value	Value	Value	Value	
1/21/2016 13:00	825.1	771.1	916.2	823.9	1595
1/21/2016 14:00	820.2	766.1	891.9	803.3	1569.4
1/21/2016 15:00	800.5	748.9	833.1	750.4	1499.3
1/21/2016 16:00	839.3	784.9	896.2	807	1591.9
1/21/2016 17:00	814.5	760.6	911	819.7	1580.3
1/21/2016 18:00	845	788.9	886.6	797.3	1586.2
1/21/2016 19:00	861.3	779.8	931.6	839.1	1618.9
1/21/2016 20:00	839.5	761.2	860.5	774.8	1536
1/21/2016 21:00	860.9	780.3	876.9	789.4	1569.7
1/21/2016 22:00	861.1	780.6	885	796.9	1577.5
1/21/2016 23:00	816.7	739	884.7	796.6	1535.6
1/22/2016 0:00	786.3	712.4	831.1	748.6	1461
1/22/2016 1:00	720.2	651.9	669.2	602.7	1254.6
1/22/2016 2:00	622.3	564.1	557.5	500.9	1065
1/22/2016 3:00	519.7	470.9	354.4	318.1	789
1/22/2016 4:00	400.3	362.5	302.1	271.7	634.2
1/22/2016 5:00	197.1	179	176	157.8	336.8
1/22/2016 6:00	188.1	169.9	133.6	119.4	289.3
1/22/2016 7:00	294.1	265.7	171.6	155.3	421
1/22/2016 8:00	370.4	335.8	233.5	211	546.8
1/22/2016 9:00	564.8	512.1	380.3	341.7	853.8
1/22/2016 10:00	723	654.5	513.4	462.8	1117.3
1/22/2016 11:00	678.3	614.3	636.9	572.4	1186.7
1/22/2016 12:00	705.2	638.9	795.8	716.9	1355.8
1/22/2016 13:00	727.9	659	876.1	789.1	1448.1
1/22/2016 14:00	831	753.6	898.6	809.6	1563.2
1/22/2016 15:00	725.9	656.8	898.1	809.1	1465.9
1/22/2016 16:00	686.8	622.1	878.5	789.8	1411.9
1/22/2016 17:00	866.5	785.7	887.1	798.4	1584.1
1/22/2016 18:00	820	743.3	889.8	801.3	1544.6
1/22/2016 19:00	904.6	819.6	877.2	790.1	1609.7
1/22/2016 20:00	777.7	705.1	804.2	723.2	1428.3
1/22/2016 21:00	698.3	631.7	710.4	639.7	1271.4
1/22/2016 22:00	693.5	627.4	566.4	509.8	1137.2
1/22/2016 23:00	571.8	518.6	288.3	260.2	778.8
1/23/2016 0:00	462.3	419.4	347.9	313.6	733
1/23/2016 1:00	246.4	222.7	383	344.1	566.8
1/23/2016 2:00	403.3	365.4	372.8	335.7	701.1
1/23/2016 3:00	260.3	235.1	451.6	407	642.1
1/23/2016 4:00	582.6	528.3	524.3	472.1	1000.4
1/23/2016 5:00	857.7	777	789.2	710	1487
1/23/2016 6:00	435.7	394.7	425.5	382.5	777.2
1/23/2016 7:00	355.3	321.6	297.8	267.2	588.8
1/23/2016 8:00	482.6	436.5	379.5	341.2	777.7
1/23/2016 9:00	599.1	542.8	562.6	506.1	1048.9
1/23/2016 10:00	654.9	592.5	698.1	629.1	1221.6
1/23/2016 11:00	639.3	579	720.4	647.6	1226.6
1/23/2016 12:00	602.4	546	654.8	589.9	1135.9
1/23/2016 13:00	596	539.5	583	523.9	1063.4
1/23/2016 14:00	567.9	514.9	494.1	445.3	960.2
1/23/2016 15:00	492	446	480.9	432.4	878.4
1/23/2016 16:00	437.5	396.1	568.3	511.5	907.6
1/23/2016 17:00	635.5	574.8	551.8	497.2	1072
1/23/2016 18:00	634.6	575.5	582.3	523.7	1099.2
1/23/2016 19:00	692	626.7	621.4	558.4	1185.1
1/23/2016 20:00	655.5	594.6	714.1	642.7	1237.3
1/23/2016 21:00	549.3	497.1	981	882.7	1379.8
1/23/2016 22:00	860.7	778.8	1246.6	1122.3	1901.1
1/23/2016 23:00	848.3	768.2	1069.4	961.6	1729.8
1/24/2016 0:00	773.3	701.3	790.2	711.9	1413.2
1/24/2016 1:00	639.6	580	654.4	589.3	1169.3
1/24/2016 2:00	615.3	558	694.1	625.1	1183.1
1/24/2016 3:00	544.7	492.8	764.3	687.5	1180.3
1/24/2016 4:00	532.1	482.3	779.1	700.4	1182.7
1/24/2016 5:00	544.5	493.8	783.3	704.4	1198.2

	Unit 1 (Part 75 Data)	Unit 1 (Part 60 Data)	Unit 2 (Part 75 Data)	Unit 2 (Part 60 Data)	Units 1&2 Combined
	SO2_LbPerHr	SO2_P60_LbPerHr	SO2_LbPerHr	SO2_P60_LbPerHr	(Part 60 Data)
	1H	1H	1H	1H	
Time	Value	Value	Value	Value	
1/24/2016 6:00	675.3	611.6	318.1	286.4	898
1/24/2016 7:00	899.4	814.5	223.9	202	1016.5
1/24/2016 8:00	666.8	604.4	146.5	131.8	736.2
1/24/2016 9:00	762.1	689.5	136.9	123.7	813.2
1/24/2016 10:00	707.1	640.1	119.9	107.5	747.6
1/24/2016 11:00	694.1	629.1	125.1	112.6	741.7
1/24/2016 12:00	595.9	540.1	109	97.9	638
1/24/2016 13:00	456.3	413.2	116.1	104.8	518
1/24/2016 14:00	517.5	468.8	116.6	105.2	574
1/24/2016 15:00	456.2	413.7	236.8	213.4	627.1
1/24/2016 16:00	475.8	430.5	312.2	280.6	711.1
1/24/2016 17:00	584.6	529.7	494.8	445.2	974.9
1/24/2016 18:00	627.6	568.2	556.7	501.6	1069.8
1/24/2016 19:00	546.4	495.8	434.3	391.2	887
1/24/2016 20:00	541.2	491.1	600.1	540.5	1031.6
1/24/2016 21:00	453.2	409.8	592.7	533.9	943.7
1/24/2016 22:00	574.4	520.4	438	393.6	914
1/24/2016 23:00	433.1	391.8	453.2	408.6	800.4
1/25/2016 0:00	436.3	394.6	467	419.6	814.2
1/25/2016 1:00	220.6	199.5	543.7	488.8	688.3
1/25/2016 2:00	292.7	264.4	481.3	433.5	697.9
1/25/2016 3:00	316.3	286.5	626.8	564.9	851.4
1/25/2016 4:00	448.7	406.1	623.5	561.1	967.2
1/25/2016 5:00	479.1	433.7	632.8	570.1	1003.8
1/25/2016 6:00	675.7	612.9	549.2	494.6	1107.5
1/25/2016 7:00	563.9	511.5	522.2	470	981.5
1/25/2016 8:00	500	453.4	586.4	527.7	981.1
1/25/2016 9:00	579.5	525	667.1	600.6	1125.6
1/25/2016 10:00	585.1	529.6	642.6	578.1	1107.7
1/25/2016 11:00	612.6	555.7	600.7	540	1095.7
1/25/2016 12:00	368.8	333.5	580.6	521.8	855.3
1/25/2016 13:00	569.5	515.9	596.2	537.4	1053.3
1/25/2016 14:00	473.6	428.9	633.2	570.1	999
1/25/2016 15:00	479.7	434.9	693.1	623.6	1058.5
1/25/2016 16:00	488.4	442.8	597	537.9	980.7
1/25/2016 17:00	541.8	490.1	545.4	490.6	980.7
1/25/2016 18:00	551.2	499.4	572.5	515.8	1015.2
1/25/2016 19:00	547.4	496.2	648.2	582.9	1079.1
1/25/2016 20:00	793.6	719.1	846.9	763	1482.1
1/25/2016 21:00	549.5	497.5	609.4	547.7	1045.2
1/25/2016 22:00	371.9	336.9	457.5	411.4	748.3
1/25/2016 23:00	302.5	274.6	443.6	398.6	673.2
1/26/2016 0:00	189.7	171.4	389.9	350.6	522
1/26/2016 1:00	192.9	175.2	304	273.4	448.6
1/26/2016 2:00	198.7	179.8	233.9	210.5	390.3
1/26/2016 3:00	200.3	181.7	272.3	245.2	426.9
1/26/2016 4:00	219.6	199	235.5	211.6	410.6
1/26/2016 5:00	280.9	254.9	269.8	243.4	498.3
1/26/2016 6:00	542.8	491.3	526.1	473.3	964.6
1/26/2016 7:00	534.4	484.2	644.8	580.1	1064.3
1/26/2016 8:00	605.4	548.1	618.7	556.8	1104.9
1/26/2016 9:00	548.9	497.2	626.1	562.8	1060
1/26/2016 10:00	533.6	483.9	631.5	568.5	1052.4
1/26/2016 11:00	525.2	475.8	637.8	574.6	1050.4
1/26/2016 12:00	498.4	451.1	651.7	586.6	1037.7
1/26/2016 13:00	478.8	433.5	625.9	562.8	996.3
1/26/2016 14:00	392.3	355.6	638.1	573.6	929.2
1/26/2016 15:00	418.1	378.1	628.2	565.2	943.3
1/26/2016 16:00	336.6	304.3	608.7	547.3	851.6
1/26/2016 17:00	357.9	324	684.2	616.2	940.2
1/26/2016 18:00	394.6	356.7	665.6	599.4	956.1
1/26/2016 19:00	452.1	409.9	555.8	500.2	910.1
1/26/2016 20:00	287.4	260.7	568.1	511.8	772.5
1/26/2016 21:00	248.7	226	566.6	509.8	735.8
1/26/2016 22:00	201	182.5	297.8	268.1	450.6

	Unit 1 (Part 75 Data)	Unit 1 (Part 60 Data)	Unit 2 (Part 75 Data)	Unit 2 (Part 60 Data)	Units 1&2 Combined
	SO2_LbPerHr	SO2_P60_LbPerHr	SO2_LbPerHr	SO2_P60_LbPerHr	(Part 60 Data)
	1H	1H	1H	1H	
Time	Value	Value	Value	Value	
1/26/2016 23:00	141.3	128.1	170	153.3	281.4
1/27/2016 0:00	132.4	120.3	197.4	177.8	298.1
1/27/2016 1:00	128.4	116.1	191.9	172.3	288.4
1/27/2016 2:00	111.3	100.7	201.8	182.2	282.9
1/27/2016 3:00	139.6	126.4	224.4	202	328.4
1/27/2016 4:00	185.5	168.4	239	214.5	382.9
1/27/2016 5:00	282	255	364.7	328.1	583.1
1/27/2016 6:00	378.6	342.3	517.8	465.7	808
1/27/2016 7:00	360.4	325.9	477.3	429.4	755.3
1/27/2016 8:00	391.4	354.5	763.6	687.8	1042.3
1/27/2016 9:00	483.7	438.1	709.7	638	1076.1
1/27/2016 10:00	444.1	402.4	745.6	671	1073.4
1/27/2016 11:00	437.5	396.4	719.6	648.5	1044.9
1/27/2016 12:00	468.3	423.9	736.6	663.6	1087.5
1/27/2016 13:00	549.9	498.7	789.2	710.5	1209.2
1/27/2016 14:00	429	388.8	822.5	739.9	1128.7
1/27/2016 15:00	417.8	378.2	815.9	735.1	1113.3
1/27/2016 16:00	309.3	280.2	756.9	682	962.2
1/27/2016 17:00	513.4	465.1	776	699.2	1164.3
1/27/2016 18:00	813.9	737.4	773.5	696.7	1434.1
1/27/2016 19:00	733.7	664.7	769.1	692.6	1357.3
1/27/2016 20:00	806.4	729.7	813.2	732.5	1462.2
1/27/2016 21:00	730.2	661.8	826.8	743.9	1405.7
1/27/2016 22:00	571.4	517.9	714.6	642.4	1160.3
1/27/2016 23:00	696.3	630.8	551.8	497.2	1128
1/28/2016 0:00	927.3	839	596.1	536.8	1375.8
1/28/2016 1:00	765.9	693.8	648.1	582.6	1276.4
1/28/2016 2:00	449.2	407.3	498	447.8	855.1
1/28/2016 3:00	509.3	461.7	468	421.6	883.3
1/28/2016 4:00	556.2	504.5	556.2	500.8	1005.3
1/28/2016 5:00	662.6	599.7	729.9	657.7	1257.4
1/28/2016 6:00	848.4	769.2	776.3	698.7	1467.9
1/28/2016 7:00	786.7	713.4	876.7	788.2	1501.6
1/28/2016 8:00	712.1	645.3	785.8	708.1	1353.4
1/28/2016 9:00	1004.3	910	840.9	757	1667
1/28/2016 10:00	967.7	876.6	1028.4	926.2	1802.8
1/28/2016 11:00	888.9	805.8	984.9	887.2	1693
1/28/2016 12:00	832.2	753.8	962.1	866.3	1620.1
1/28/2016 13:00	840.6	761.2	991.3	891.7	1652.9
1/28/2016 14:00	747	676.2	992.6	893.1	1569.3
1/28/2016 15:00	732.2	663.5	986.7	888.7	1552.2
1/28/2016 16:00	733.6	665	985.4	887.3	1552.3
1/28/2016 17:00	860.7	780.3	962.9	866.4	1646.7
1/28/2016 18:00	896.2	812.3	873.8	786	1598.3
1/28/2016 19:00	897.7	813	884.2	796	1609
1/28/2016 20:00	863.3	781.3	925.9	833.7	1615
1/28/2016 21:00	701.6	635.2	928.1	835.9	1471.1
1/28/2016 22:00	523.7	474	667.7	600.4	1074.4
1/28/2016 23:00	478	433	701.4	631.9	1064.9
1/29/2016 0:00	317.2	287.2	705.6	634.9	922.1
1/29/2016 1:00	284	256.6	641.2	576.4	833
1/29/2016 2:00	267	242.5	591.2	531.7	774.2
1/29/2016 3:00	398.8	361.5	466.7	419.4	780.9
1/29/2016 4:00	620.9	562.3	540.6	486.5	1048.8
1/29/2016 5:00	779.9	706.6	708.5	638.2	1344.8
1/29/2016 6:00	726.1	657.2	917.8	826.8	1484
1/29/2016 7:00	800.2	724.7	873.6	786.3	1511
1/29/2016 8:00	686.5	622.2	829.7	747.4	1369.6
1/29/2016 9:00	731.7	661.9	826.7	744.7	1406.6
1/29/2016 10:00	841.9	761.8	892	803.6	1565.4
1/29/2016 11:00	882.9	799.1	883.6	795.1	1594.2
1/29/2016 12:00	838.8	759.3	882.1	793.5	1552.8
1/29/2016 13:00	762.3	690.6	862.9	776.4	1467
1/29/2016 14:00	722.9	654.3	892.8	804.3	1458.6
1/29/2016 15:00	653.5	592.6	885	796.5	1389.1

	Unit 1 (Part 75 Data)	Unit 1 (Part 60 Data)	Unit 2 (Part 75 Data)	Unit 2 (Part 60 Data)	Units 1&2 Combined
	SO2_LbPerHr	SO2_P60_LbPerHr	SO2_LbPerHr	SO2_P60_LbPerHr	(Part 60 Data)
	1H	1H	1H	1H	
Time	Value	Value	Value	Value	
1/29/2016 16:00	757.7	686.6	891.3	801.6	1488.2
1/29/2016 17:00	813.2	735.9	880.4	792.6	1528.5
1/29/2016 18:00	816.3	738.8	955.8	859.6	1598.4
1/29/2016 19:00	811.5	735.5	837.8	753.6	1489.1
1/29/2016 20:00	813.5	736.3	769.1	693	1429.3
1/29/2016 21:00	753.8	683.3	678.3	609.7	1293
1/29/2016 22:00	696.3	630.7	586.9	528	1158.7
1/29/2016 23:00	650.9	590	551.9	497	1087
1/30/2016 0:00	553.8	501.2	628.5	565.3	1066.5
1/30/2016 1:00	553.7	502	673	605	1107
1/30/2016 2:00	523.1	474.4	749.9	674.9	1149.3
1/30/2016 3:00	681.3	617.6	747	672.3	1289.9
1/30/2016 4:00	892.6	808.6	707.1	636.4	1445
1/30/2016 5:00	811.6	735.8	704.2	633.1	1368.9
1/30/2016 6:00	906.5	820.3	724.9	653.2	1473.5
1/30/2016 7:00	984.1	892.3	803.9	724.1	1616.4
1/30/2016 8:00	801.9	726.4	856.4	771.1	1497.5
1/30/2016 9:00	896.7	812.9	895.7	805.3	1618.2
1/30/2016 10:00	824.3	746.5	869.9	782.9	1529.4
1/30/2016 11:00	744.8	674.4	867	779.9	1454.3
1/30/2016 12:00	642.5	582	850.8	765.9	1347.9
1/30/2016 13:00	602.9	545.9	790.4	711.7	1257.6
1/30/2016 14:00	595.1	539.4	839.9	755.7	1295.1
1/30/2016 15:00	608.6	551.3	884.3	795.9	1347.2
1/30/2016 16:00	637.3	577.2	851.8	765.8	1343
1/30/2016 17:00	671.2	608.1	827.1	745	1353.1
1/30/2016 18:00	766.1	694.2	878.1	789.7	1483.9
1/30/2016 19:00	749.6	678.6	909.6	818.7	1497.3
1/30/2016 20:00	744.2	674.5	708	637.2	1311.7
1/30/2016 21:00	687	621.6	580.1	521.4	1143
1/30/2016 22:00	636.9	577.5	651	586.4	1163.9
1/30/2016 23:00	493.6	447.4	504.6	454.6	902
1/31/2016 0:00	321.5	291.7	348.7	313.7	605.4
1/31/2016 1:00	271.4	246.4	262.2	235.8	482.2
1/31/2016 2:00	301.1	272.4	304	274.1	546.5
1/31/2016 3:00	310.2	281.4	330	297.1	578.5
1/31/2016 4:00	294.5	266.9	328.3	295.3	562.2
1/31/2016 5:00	297.6	269.6	341.2	307.7	577.3
1/31/2016 6:00	308.8	279.3	384.7	345.8	625.1
1/31/2016 7:00	356.2	322.6	470.5	423.8	746.4
1/31/2016 8:00	437.5	396.6	560.5	503.9	900.5
1/31/2016 9:00	521.7	472.4	576.3	518.8	991.2
1/31/2016 10:00	359.2	325.8	586.5	527.4	853.2
1/31/2016 11:00	330	298.4	611.7	550.9	849.3
1/31/2016 12:00	416.3	377.1	644.6	580.3	957.4
1/31/2016 13:00	335.7	304.5	679.6	611.6	916.1
1/31/2016 14:00	312.4	282.9	667.1	601.1	884
1/31/2016 15:00	316.5	287	625.4	562.8	849.8
1/31/2016 16:00	330.9	299.8	647.7	583.4	883.2
1/31/2016 17:00	457.9	414.6	642.5	577.9	992.5
1/31/2016 18:00	681.3	617.2	916.8	825.6	1442.8
1/31/2016 19:00	653.7	592.1	870.1	783.6	1375.7
1/31/2016 20:00	661.8	599.3	673.7	605.7	1205
1/31/2016 21:00	484.4	438.3	421.2	378.5	816.8
1/31/2016 22:00	313.1	283.7	245.3	220.6	504.3
1/31/2016 23:00	312.7	283.6	252.4	226.6	510.2
2/1/2016 0:00	323.3	292.8	259.9	234.2	527
2/1/2016 1:00	319.9	289.4	257.2	231.3	520.7
2/1/2016 2:00	311.8	282.5	259	233	515.5
2/1/2016 3:00	308	278.8	277.8	250.3	529.1
2/1/2016 4:00	304.1	275.8	268.6	242.1	517.9
2/1/2016 5:00	554.5	502.8	609.2	547.8	1050.6
2/1/2016 6:00	786	712.4	815.5	733.2	1445.6
2/1/2016 7:00	818.6	742.1	887.8	799.8	1541.9
2/1/2016 8:00	852.5	771.5	825.4	743	1514.5

	Unit 1 (Part 75 Data)	Unit 1 (Part 60 Data)	Unit 2 (Part 75 Data)	Unit 2 (Part 60 Data)	Units 1&2 Combined
	SO2_LbPerHr	SO2_P60_LbPerHr	SO2_LbPerHr	SO2_P60_LbPerHr	(Part 60 Data)
	1H	1H	1H	1H	
Time	Value	Value	Value	Value	
2/1/2016 9:00	733.2	664.1	892.8	804.3	1468.4
2/1/2016 10:00	721.7	654.2	846	761.6	1415.8
2/1/2016 11:00	735.5	666.8	858.5	771.9	1438.7
2/1/2016 12:00	758.6	687.7	905.7	814.5	1502.2
2/1/2016 13:00	684.8	620.1	852.6	767.5	1387.6
2/1/2016 14:00	718.1	649.8	860.6	774.2	1424
2/1/2016 15:00	683.6	619.3	899.3	809.4	1428.7
2/1/2016 16:00	706.8	640.1	848	763.4	1403.5
2/1/2016 17:00	751.7	681.1	848.3	763.6	1444.7
2/1/2016 18:00	884	800.9	963.8	867.2	1668.1
2/1/2016 19:00	970.7	879.8	865.2	778.2	1658
2/1/2016 20:00	868	785.6	886.3	797.9	1583.5
2/1/2016 21:00	813.2	736.3	694.4	624.6	1360.9
2/1/2016 22:00	719.7	652.6	637.7	573.8	1226.4
2/1/2016 23:00	602.3	545.7	499.3	449.1	994.8
2/2/2016 0:00	505.5	458	452.7	408	866
2/2/2016 1:00	239.6	217	183.9	164.9	381.9
2/2/2016 2:00	269.2	244.2	212.2	190.5	434.7
2/2/2016 3:00	261.6	236.6	194.5	175.4	412
2/2/2016 4:00	311.8	282.1	228.8	205.6	487.7
2/2/2016 5:00	521.3	471.7	429.3	385.7	857.4
2/2/2016 6:00	613.7	556.1	531.2	478.1	1034.2
2/2/2016 7:00	766.2	694.6	752.7	677.8	1372.4
2/2/2016 8:00	724.2	656.3	665.3	599.5	1255.8
2/2/2016 9:00	643.9	582.9	338.4	304.7	887.6
2/2/2016 10:00	681.9	617.9	390.5	351.3	969.2
2/2/2016 11:00	631.8	572.8	736.7	663.4	1236.2
2/2/2016 12:00	642.8	581.8	690.1	620.8	1202.6
2/2/2016 13:00	570	516.2	675.1	607.8	1124
2/2/2016 14:00	556.9	504.5	678.7	611.2	1115.7
2/2/2016 15:00	474.6	429.8	659.7	593.9	1023.7
2/2/2016 16:00	373.2	337.9	656.3	591	928.9
2/2/2016 17:00	668	604.8	711	640	1244.8
2/2/2016 18:00	833.2	754	821.3	739	1493
2/2/2016 19:00	880.5	797.4	735.7	662.7	1460.1
2/2/2016 20:00	787.3	713.5	619.2	557.5	1271
2/2/2016 21:00	686.2	621.5	642.8	577.9	1199.4
2/2/2016 22:00	486.5	440.8	331.3	298	738.8
2/2/2016 23:00	274	248.8	323.8	292	540.8
2/3/2016 0:00	243.2	219.9	242.8	218.3	438.2
2/3/2016 1:00	262	237.4	285.3	256.6	494
2/3/2016 2:00	278.4	252.6	276	248.6	501.2
2/3/2016 3:00	297.9	269.4	285.4	256.5	525.9
2/3/2016 4:00	292.5	265.2	277.9	250.2	515.4
2/3/2016 5:00	289.2	261.8	280.8	253.1	514.9
2/3/2016 6:00	397.3	359.7	405.2	364.8	724.5
2/3/2016 7:00	647.5	586.3	571.7	514.1	1100.4
2/3/2016 8:00	538.9	488.8	566.1	509.8	998.6
2/3/2016 9:00	627.7	568.9	307.7	276.2	845.1
2/3/2016 10:00	620.9	562.4	307	276.3	838.7
2/3/2016 11:00	689.5	624.7	275.7	248.5	873.2
2/3/2016 12:00	610	552.1	327.9	295.4	847.5
2/3/2016 13:00	755.6	684.9	538.1	483.6	1168.5
2/3/2016 14:00	620.5	561.8	704	632.9	1194.7
2/3/2016 15:00	563.8	510.1	710.3	639.1	1149.2
2/3/2016 16:00	694	628	800.7	721	1349
2/3/2016 17:00	643.7	582.4	899.2	809.8	1392.2
2/3/2016 18:00	941.4	853.1	950.2	854.4	1707.5
2/3/2016 19:00	728	659.2	1001.2	901.1	1560.3
2/3/2016 20:00	698.4	631.9	807	727	1358.9
2/3/2016 21:00	632.3	572.3	609.4	548	1120.3
2/3/2016 22:00	373.8	338.5	427.8	385.5	724
2/3/2016 23:00	188.8	170.6	340.5	306.6	477.2
2/4/2016 0:00	220.7	200.2	384.5	346.4	546.6
2/4/2016 1:00	221	200.4	375.5	337.4	537.8

	Unit 1 (Part 75 Data)	Unit 1 (Part 60 Data)	Unit 2 (Part 75 Data)	Unit 2 (Part 60 Data)	Units 1&2 Combined
	SO2_LbPerHr	SO2_P60_LbPerHr	SO2_LbPerHr	SO2_P60_LbPerHr	(Part 60 Data)
	1H	1H	1H	1H	
Time	Value	Value	Value	Value	
2/4/2016 2:00	219.3	198.8	387.9	349.5	548.3
2/4/2016 3:00	217.2	196.8	410.8	369.6	566.4
2/4/2016 4:00	215.8	195.2	401.2	361.5	556.7
2/4/2016 5:00	275.1	249.1	484.2	435.6	684.7
2/4/2016 6:00	511.2	462.5	663.1	596.9	1059.4
2/4/2016 7:00	655.4	593.2	868.2	781.8	1375
2/4/2016 8:00	651.4	589.4	918.5	826.3	1415.7
2/4/2016 9:00	778.9	704.9	759.1	682.4	1387.3
2/4/2016 10:00	817.9	740.6	885.3	797.1	1537.7
2/4/2016 11:00	794.3	719.5	1154.3	1038.5	1758
2/4/2016 12:00	917.1	830.2	1064.8	958.9	1789.1
2/4/2016 13:00	801.9	725.6	929.7	836.3	1561.9
2/4/2016 14:00	856	775.9	909.7	819	1594.9
2/4/2016 15:00	830.1	751.6	1044.3	939.9	1691.5
2/4/2016 16:00	840.3	761.2	1109	998.3	1759.5
2/4/2016 17:00	851.8	771.4	1046	940.8	1712.2
2/4/2016 18:00	908.1	822.7	947.1	852.4	1675.1
2/4/2016 19:00	1006.7	911.1	1058.2	952.6	1863.7
2/4/2016 20:00	808.7	733.1	1059.3	953.6	1686.7
2/4/2016 21:00	869.3	787.5	1029.4	926.1	1713.6
2/4/2016 22:00	880.5	796.9	765.8	689.6	1486.5
2/4/2016 23:00	731.3	662.6	749.3	673.7	1336.3
2/5/2016 0:00	590.6	535	761.5	686	1221
2/5/2016 1:00	496.9	450.4	584.6	525.8	976.2
2/5/2016 2:00	371.1	335.8	534.1	481.2	817
2/5/2016 3:00	421.8	381.5	556.5	500.4	881.9
2/5/2016 4:00	426.4	386.4	610.3	549.4	935.8
2/5/2016 5:00	523.6	474.1	798.2	718.5	1192.6
2/5/2016 6:00	661.4	598.8	1096.2	986.9	1585.7
2/5/2016 7:00	980.4	887.4	787.8	708.4	1595.8
2/5/2016 8:00	961.6	870.7	957.7	861.9	1732.6
2/5/2016 9:00	1007.5	912.1	888.5	799.5	1711.6
2/5/2016 10:00	929.7	841.9	925.3	832.2	1674.1
2/5/2016 11:00	975.2	883.9	916.8	825.5	1709.4
2/5/2016 12:00	830.9	752.2	952	856	1608.2
2/5/2016 13:00	815.2	737.8	900.6	810.9	1548.7
2/5/2016 14:00	818.5	741.6	912.9	821.6	1563.2
2/5/2016 15:00	798.4	722.7	941.5	846.7	1569.4
2/5/2016 16:00	778.7	705.4	925	832.1	1537.5
2/5/2016 17:00	857.2	776.3	930.6	836.9	1613.2
2/5/2016 18:00	957	867.7	931.9	838.1	1705.8
2/5/2016 19:00	931.4	844.4	882.5	794.6	1639
2/5/2016 20:00	830.2	751.9	901.1	811.2	1563.1
2/5/2016 21:00	1205.1	1091	912.7	821.2	1912.2
2/5/2016 22:00	801.1	725.2	833.7	750.9	1476.1
2/5/2016 23:00	643.1	582.8	733.5	659.4	1242.2
2/6/2016 0:00	659.1	596.3	705.2	635.2	1231.5
2/6/2016 1:00	576.1	522	721	649.4	1171.4
2/6/2016 2:00	630.4	571.2	687.8	619.5	1190.7
2/6/2016 3:00	538.8	487.6	786.3	707.5	1195.1
2/6/2016 4:00	542.8	491.5	708.1	638	1129.5
2/6/2016 5:00	688.1	624	719.6	647.8	1271.8
2/6/2016 6:00	619	560	720.4	648.5	1208.5
2/6/2016 7:00	883.6	799.9	582.2	523.9	1323.8
2/6/2016 8:00	1158.7	1050.2	414.6	373.4	1423.6
2/6/2016 9:00	841	762.5	318.2	286.1	1048.6
2/6/2016 10:00	926.9	838.8	309.1	278.2	1117
2/6/2016 11:00	904.8	820.1	371.3	334.6	1154.7
2/6/2016 12:00	810.3	734.4	353.8	318.4	1052.8
2/6/2016 13:00	481.3	436.7	423.8	380.8	817.5
2/6/2016 14:00	348.6	315.2	385.7	346.9	662.1
2/6/2016 15:00	268.4	242.6	368.5	331.5	574.1
2/6/2016 16:00	303.9	274.8	387.3	349.2	624
2/6/2016 17:00	420.6	381.6	500.5	450.3	831.9
2/6/2016 18:00	628.7	569.9	897.3	808.3	1378.2

	Unit 1 (Part 75 Data)	Unit 1 (Part 60 Data)	Unit 2 (Part 75 Data)	Unit 2 (Part 60 Data)	Units 1&2 Combined
	SO2_LbPerHr	SO2_P60_LbPerHr	SO2_LbPerHr	SO2_P60_LbPerHr	(Part 60 Data)
	1H	1H	1H	1H	
Time	Value	Value	Value	Value	
2/6/2016 19:00	921	834	902	812	1646
2/6/2016 20:00	872.1	790.7	853.7	768.3	1559
2/6/2016 21:00	966.8	875.3	902.6	811.6	1686.9
2/6/2016 22:00	767.6	694.7	813.5	732.4	1427.1
2/6/2016 23:00	734.5	665.5	723.4	651	1316.5
2/7/2016 0:00	394.5	357.8	732.1	658.5	1016.3
2/7/2016 1:00	557.3	504.5	669	601.4	1105.9
2/7/2016 2:00	406.5	367.7	692.1	622.3	990
2/7/2016 3:00	548.1	496.2	744.7	669.6	1165.8
2/7/2016 4:00	416	377.2	670.7	604	981.2
2/7/2016 5:00	617.6	559.4	725.7	652.8	1212.2
2/7/2016 6:00	546.4	494.5	742.7	668.8	1163.3
2/7/2016 7:00	601.3	544.9	824.9	742.6	1287.5
2/7/2016 8:00	754.8	683.8	802.1	721.1	1404.9
2/7/2016 9:00	866.7	785.3	925.6	832.9	1618.2
2/7/2016 10:00	799.5	723.7	830.7	747.6	1471.3
2/7/2016 11:00	757.7	686.3	887	798.1	1484.4
2/7/2016 12:00	769.3	696.5	901.7	810.9	1507.4
2/7/2016 13:00	639.4	579.6	874	787.4	1367
2/7/2016 14:00	290.4	262.8	908.9	818.8	1081.6
2/7/2016 15:00	640.2	579.5	869.6	783.3	1362.8
2/7/2016 16:00	422.2	382.5	901.4	810.5	1193
2/7/2016 17:00	610.3	552.1	1016.1	913.7	1465.8
2/7/2016 18:00	858.6	777.9	896.9	806.8	1584.7
2/7/2016 19:00	845.1	765.5	952	856.8	1622.3
2/7/2016 20:00	807.5	731.9	896.8	806.8	1538.7
2/7/2016 21:00	733.5	663.9	712.2	640.4	1304.3
2/7/2016 22:00	733.1	663.6	740.7	666.6	1330.2
2/7/2016 23:00	470.4	426.1	716.4	645.4	1071.5
2/8/2016 0:00	391.8	354.9	650.6	585.6	940.5
2/8/2016 1:00	295.1	266.7	639.1	575.9	842.6
2/8/2016 2:00	285.9	258.5	668.1	600.8	859.3
2/8/2016 3:00	339.3	307.9	766.1	688.8	996.7
2/8/2016 4:00	319.8	289.2	714.4	642.3	931.5
2/8/2016 5:00	587.6	532.6	760.9	685.3	1217.9
2/8/2016 6:00	871.9	789.7	903.7	812.7	1602.4
2/8/2016 7:00	948.8	859.6	916.4	824	1683.6
2/8/2016 8:00	852.4	771.9	851.6	767.2	1539.1
2/8/2016 9:00	877.3	793.8	911.4	820.8	1614.6
2/8/2016 10:00	769.1	696.2	928.7	835.7	1531.9
2/8/2016 11:00	549	497.6	895.4	805.9	1303.5
2/8/2016 12:00	549.9	497.5	911.2	819.7	1317.2
2/8/2016 13:00	570.7	517.5	896	806.8	1324.3
2/8/2016 14:00	591.4	535.3	891	802.3	1337.6
2/8/2016 15:00	656.9	594.9	967.8	871.4	1466.3
2/8/2016 16:00	697.9	632.3	911.6	820.3	1452.6
2/8/2016 17:00	829	751	836	752.8	1503.8
2/8/2016 18:00	1277.2	1156.2	940.7	846.3	2002.5
2/8/2016 19:00	878.2	794.9	953.1	857	1651.9
2/8/2016 20:00	790.9	716.6	920	828	1544.6
2/8/2016 21:00	898.2	814.3	872.9	785.2	1599.5
2/8/2016 22:00	720.4	652.4	808.1	727.1	1379.5
2/8/2016 23:00	735.5	666.4	690.5	621.6	1288
2/9/2016 0:00	478.3	433.5	800	719.8	1153.3
2/9/2016 1:00	234.8	213.2	764.1	687.2	900.4
2/9/2016 2:00	501.2	453.5	726.4	654.1	1107.6
2/9/2016 3:00	371.4	335.8	800.9	720.3	1056.1
2/9/2016 4:00	404.4	366.6	747.7	673.6	1040.2
2/9/2016 5:00	438.4	396.8	831.7	748.7	1145.5
2/9/2016 6:00	574.1	520.1	907.1	816.5	1336.6
2/9/2016 7:00	1071.3	970.5	1024.5	921.5	1892
2/9/2016 8:00	1091.7	988	947.7	853	1841
2/9/2016 9:00	1461.9	1323.6	983.8	884.8	2208.4
2/9/2016 10:00	811.9	735.2	881.5	793.7	1528.9
2/9/2016 11:00	776.6	702.8	972.7	874.8	1577.6

	Unit 1 (Part 75 Data)	Unit 1 (Part 60 Data)	Unit 2 (Part 75 Data)	Unit 2 (Part 60 Data)	Units 1&2 Combined
	SO2_LbPerHr	SO2_P60_LbPerHr	SO2_LbPerHr	SO2_P60_LbPerHr	(Part 60 Data)
	1H	1H	1H	1H	
Time	Value	Value	Value	Value	
2/9/2016 12:00	851.7	771.8	966.8	870.3	1642.1
2/9/2016 13:00	780.7	707.2	944	849.4	1556.6
2/9/2016 14:00	764.4	692.4	907.2	816.5	1508.9
2/9/2016 15:00	760.6	689.6	939.5	844.9	1534.5
2/9/2016 16:00	762.4	690.3	928.5	835.4	1525.7
2/9/2016 17:00	842.7	763.6	730.8	657.9	1421.5
2/9/2016 18:00	865.9	784.8	1051.1	946.8	1731.6
2/9/2016 19:00	858.9	777.7	989.5	889.7	1667.4
2/9/2016 20:00	866.1	785.3	853.7	767.5	1552.8
2/9/2016 21:00	824.1	746.1	912.4	820.3	1566.4
2/9/2016 22:00	691.8	627.1	697.2	627.5	1254.6
2/9/2016 23:00	741.1	671.2	840.7	757.3	1428.5
2/10/2016 0:00	687.8	623.3	732.5	659.4	1282.7
2/10/2016 1:00	653.4	591.2	799.7	719.4	1310.6
2/10/2016 2:00	657.7	596.1	779.7	701	1297.1
2/10/2016 3:00	723.6	655	835.9	752	1407
2/10/2016 4:00	667.8	605	802.7	721.9	1326.9
2/10/2016 5:00	726.7	658.1	854	768.7	1426.8
2/10/2016 6:00	770.3	697.7	1000.8	900.1	1597.8
2/10/2016 7:00	764.2	692.1	989.6	891	1583.1
2/10/2016 8:00	981.7	888.8	894	804.4	1693.2
2/10/2016 9:00	769.6	698	961.4	865.2	1563.2
2/10/2016 10:00	904.5	818.6	950.5	854.7	1673.3
2/10/2016 11:00	770.1	696.8	941.7	848.2	1545
2/10/2016 12:00	813.2	736.6	930.4	836.8	1573.4
2/10/2016 13:00	739.4	669.2	954.4	858.5	1527.7
2/10/2016 14:00	731.9	662.9	933	839.3	1502.2
2/10/2016 15:00	786.6	712	938.5	845.1	1557.1
2/10/2016 16:00	715.7	647.7	948.8	853.1	1500.8
2/10/2016 17:00	799.6	724.8	968.5	872.4	1597.2
2/10/2016 18:00	892.7	808.5	967.6	871.6	1680.1
2/10/2016 19:00	772.9	699.4	982.7	884.8	1584.2
2/10/2016 20:00	919.2	833.5	933.4	839.7	1673.2
2/10/2016 21:00	831	752.7	995.3	895.6	1648.3
2/10/2016 22:00	729.4	660.5	981.1	882.2	1542.7
2/10/2016 23:00	791.3	717.4	858.6	772.2	1489.6
2/11/2016 0:00	798.9	724.1	1012.4	911	1635.1
2/11/2016 1:00	765.9	693.2	953.4	857.6	1550.8
2/11/2016 2:00	747.5	677.6	973.6	875.4	1553
2/11/2016 3:00	578.4	524.2	903.1	812.2	1336.4
2/11/2016 4:00	633.1	573.3	824.5	742.1	1315.4
2/11/2016 5:00	643.8	582.5	859	773.3	1355.8
2/11/2016 6:00	651.2	589.8	939.4	844.9	1434.7
2/11/2016 7:00	756.5	685.2	1061.8	954.8	1640
2/11/2016 8:00	824.1	746.7	892.4	803.2	1549.9
2/11/2016 9:00	821.9	744.8	966.8	869.3	1614.1
2/11/2016 10:00	788.6	715	962.6	866.9	1581.9
2/11/2016 11:00	891	806.8	960.3	864.7	1671.5
2/11/2016 12:00	876.4	794.3	975.5	878.2	1672.5
2/11/2016 13:00	794.4	718.6	990.5	890.6	1609.2
2/11/2016 14:00	801.2	726.2	953.6	857.8	1584
2/11/2016 15:00	785.5	710.8	972.6	875.3	1586.1
2/11/2016 16:00	708.1	641.6	983.9	884.7	1526.3
2/11/2016 17:00	746.7	676.8	955.5	860	1536.8
2/11/2016 18:00	885.2	801.7	1000.1	900.3	1702
2/11/2016 19:00	774.1	700.4	953.9	858.5	1558.9
2/11/2016 20:00	815.9	739.5	967.5	871.6	1611.1
2/11/2016 21:00	851.3	770.7	964.4	868.8	1639.5
2/11/2016 22:00	824.8	746.9	905	814.9	1561.8
2/11/2016 23:00	850.1	770.4	958.8	862.3	1632.7
2/12/2016 0:00	865.4	783.7	988.1	889.7	1673.4
2/12/2016 1:00	608.2	551.4	973.9	875.7	1427.1
2/12/2016 2:00	875.4	792.7	954.7	859.2	1651.9
2/12/2016 3:00	857.4	776.9	1060.9	955	1731.9
2/12/2016 4:00	874.8	791.6	924.3	832.2	1623.8

	Unit 1 (Part 75 Data)	Unit 1 (Part 60 Data)	Unit 2 (Part 75 Data)	Unit 2 (Part 60 Data)	Units 1&2 Combined
	SO2_LbPerHr	SO2_P60_LbPerHr	SO2_LbPerHr	SO2_P60_LbPerHr	(Part 60 Data)
	1H	1H	1H	1H	
Time	Value	Value	Value	Value	
2/12/2016 5:00	710.8	644.6	963.2	866.3	1510.9
2/12/2016 6:00	918.8	832	989.1	890.4	1722.4
2/12/2016 7:00	794.2	718.4	886.1	797.5	1515.9
2/12/2016 8:00	747.9	677.7	882.9	794.8	1472.5
2/12/2016 9:00	900.6	815.5	905.2	814.1	1629.6
2/12/2016 10:00	892.5	809.1	907.7	817.8	1626.9
2/12/2016 11:00	804.2	728.5	882.7	794.8	1523.3
2/12/2016 12:00	875.4	792.8	945.4	851.1	1643.9
2/12/2016 13:00	775.6	703.4	898.6	807.9	1511.3
2/12/2016 14:00	900.5	815.6	892.4	804	1619.6
2/12/2016 15:00	756.5	684.7	967.4	871.5	1556.2
2/12/2016 16:00	858.6	777.1	890	800.4	1577.5
2/12/2016 17:00	820.9	743.8	872.3	784.2	1528
2/12/2016 18:00	902	817.8	900.5	809.8	1627.6
2/12/2016 19:00	854.3	773.3	888.3	799.2	1572.5
2/12/2016 20:00	861.8	780.7	889.8	801	1581.7
2/12/2016 21:00	934.1	847	933.5	840.7	1687.7
2/12/2016 22:00	779.3	705.4	788.3	709.1	1414.5
2/12/2016 23:00	711.4	644.6	555.4	499.4	1144
2/13/2016 0:00	743.3	674	800.8	721.4	1395.4
2/13/2016 1:00	700.2	633.8	712.2	640.3	1274.1
2/13/2016 2:00	654.6	593.2	698.1	627.6	1220.8
2/13/2016 3:00	695.5	630.3	775.1	697.6	1327.9
2/13/2016 4:00	641	581.1	739.8	665.1	1246.2
2/13/2016 5:00	639.3	578.5	758.5	682.8	1261.3
2/13/2016 6:00	708.1	641.9	829.6	746.1	1388
2/13/2016 7:00	693	628.4	869	781.9	1410.3
2/13/2016 8:00	805.9	730.2	891.5	801.9	1532.1
2/13/2016 9:00	783.9	709.9	898.3	808.4	1518.3
2/13/2016 10:00	786.9	712	838	753.6	1465.6
2/13/2016 11:00	800	723.8	854.7	770.1	1493.9
2/13/2016 12:00	751.9	680.9	888.4	799.1	1480
2/13/2016 13:00	820.5	744.1	864	778.4	1522.5
2/13/2016 14:00	770.3	697.5	920.8	827.9	1525.4
2/13/2016 15:00	849.3	770.2	915.4	824.3	1594.5
2/13/2016 16:00	828.6	751.3	880.5	791.8	1543.1
2/13/2016 17:00	730.3	661.9	918.9	826.2	1488.1
2/13/2016 18:00	1005.5	910.3	910.5	820	1730.3
2/13/2016 19:00	756.8	684.6	927.3	834.8	1519.4
2/13/2016 20:00	816.7	740.5	922.7	829.6	1570.1
2/13/2016 21:00	902.5	818	927.5	834.6	1652.6
2/13/2016 22:00	817.6	740.8	880.3	791.7	1532.5
2/13/2016 23:00	842.8	764.3	895.8	807.1	1571.4
2/14/2016 0:00	864.6	782.5	907.3	816.6	1599.1
2/14/2016 1:00	804.8	728.5	900.4	810.5	1539
2/14/2016 2:00	830.9	752.4	905.3	815.6	1568
2/14/2016 3:00	883.8	800.8	992.9	892.8	1693.6
2/14/2016 4:00	813	736.3	983.3	885.2	1621.5
2/14/2016 5:00	896.7	811.6	1023.4	921.2	1732.8
2/14/2016 6:00	2244.2	2032.2	2101.2	1891.3	3923.5
2/14/2016 7:00	942.9	853.2	996.1	895.6	1748.8
2/14/2016 8:00	890.7	807	805	725	1532
2/14/2016 9:00	747.7	677	904.9	814.2	1491.2
2/14/2016 10:00	996.9	902.7	919.7	827.5	1730.2
2/14/2016 11:00	772.6	700.2	906.2	816.2	1516.4
2/14/2016 12:00	888.7	805	936.2	842.4	1647.4
2/14/2016 13:00	781	706.6	847.7	762.3	1468.9
2/14/2016 14:00	757.2	686.2	881.4	794.1	1480.3
2/14/2016 15:00	773.1	700.3	984.1	886.3	1586.6
2/14/2016 16:00	763.7	692.3	949.9	855.7	1548
2/14/2016 17:00	910.3	825.2	935.8	841.8	1667
2/14/2016 18:00	814.8	737.7	923.9	831.8	1569.5
2/14/2016 19:00	868.4	786.4	930.8	838.1	1624.5
2/14/2016 20:00	862.5	781.1	920.7	828	1609.1
2/14/2016 21:00	735.8	666.9	900.1	810.7	1477.6

	Unit 1 (Part 75 Data)	Unit 1 (Part 60 Data)	Unit 2 (Part 75 Data)	Unit 2 (Part 60 Data)	Units 1&2 Combined
	SO2_LbPerHr	SO2_P60_LbPerHr	SO2_LbPerHr	SO2_P60_LbPerHr	(Part 60 Data)
	1H	1H	1H	1H	
Time	Value	Value	Value	Value	
2/14/2016 22:00	794.6	719.6	983.6	884.5	1604.1
2/14/2016 23:00	759.9	688.6	941.6	846.7	1535.3
2/15/2016 0:00	837.4	757.9	934.2	841	1598.9
2/15/2016 1:00	833.8	754.8	901.3	811.4	1566.2
2/15/2016 2:00	806.7	730.9	882.8	794.7	1525.6
2/15/2016 3:00	887.8	803.4	1016.7	914.2	1717.6
2/15/2016 4:00	746.1	674.9	889.9	800.9	1475.8
2/15/2016 5:00	807.5	731	956	860.2	1591.2
2/15/2016 6:00	887.4	803	869.5	782.6	1585.6
2/15/2016 7:00	789.5	714.5	944.9	850	1564.5
2/15/2016 8:00	889.1	804.6	888.1	798.4	1603
2/15/2016 9:00	894.9	810.5	931	838.6	1649.1
2/15/2016 10:00	859.9	779.2	901.8	810.8	1590
2/15/2016 11:00	889.6	805.4	924.1	831.3	1636.7
2/15/2016 12:00	885.7	801.5	910	819.4	1620.9
2/15/2016 13:00	783.9	710.8	880.2	791.7	1502.5
2/15/2016 14:00	950.9	861.6	931.3	838.6	1700.2
2/15/2016 15:00	954.7	865.3	915.9	825.1	1690.4
2/15/2016 16:00	917.3	831.8	869.3	782.8	1614.6
2/15/2016 17:00	938.5	849.2	964.8	867.9	1717.1
2/15/2016 18:00	952.5	863.3	876.7	789.3	1652.6
2/15/2016 19:00	936.9	848.8	860	774.7	1623.5
2/15/2016 20:00	909.3	823	862.2	775.1	1598.1
2/15/2016 21:00	810.5	734.1	878.7	790.8	1524.9
2/15/2016 22:00	897.4	813.2	855.1	770	1583.2
2/15/2016 23:00	644	583.9	808.2	727.3	1311.2
2/16/2016 0:00	594.4	538.7	796.3	716.5	1255.2
2/16/2016 1:00	525.3	476	820.2	738.4	1214.4
2/16/2016 2:00	511.4	463.3	816.3	734.5	1197.8
2/16/2016 3:00	429.9	390	855.1	769.4	1159.4
2/16/2016 4:00	378.4	342.3	904	814.4	1156.7
2/16/2016 5:00	378.8	342.8	913	822.3	1165.1
2/16/2016 6:00	499.4	452.2	912.6	820.5	1272.7
2/16/2016 7:00	652.6	590.8	890	801.8	1392.6
2/16/2016 8:00	677.9	613.8	910.1	818.9	1432.7
2/16/2016 9:00	815.7	739.5	860.1	773.9	1513.4
2/16/2016 10:00	1807.5	1637.7	971.8	874.6	2512.3
2/16/2016 11:00	2188.2	1981.7	894.6	805.2	2786.9
2/16/2016 12:00	869.3	786.5	902.8	812.1	1598.6
2/16/2016 13:00	805.4	730.4	850.4	765.6	1496
2/16/2016 14:00	822.4	745.5	873	786.1	1531.6
2/16/2016 15:00	779.7	706.1	881.8	793.7	1499.8
2/16/2016 16:00	765.2	693.1	881.2	792.9	1486
2/16/2016 17:00	900.7	816.5	972.7	874.9	1691.4
2/16/2016 18:00	824.9	746.7	934.7	841.5	1588.2
2/16/2016 19:00	858.1	776.7	852.7	768.2	1544.9
2/16/2016 20:00	775.3	702.1	869.2	782.1	1484.2
2/16/2016 21:00	722.1	654.4	858.6	772.4	1426.8
2/16/2016 22:00	637	576.7	688.8	619.8	1196.5
2/16/2016 23:00	503.7	455.8	751	675.4	1131.2
2/17/2016 0:00	413.8	375.3	583	524.1	899.4
2/17/2016 1:00	250.9	226.8	515.1	463	689.8
2/17/2016 2:00	301.2	273.3	528.3	474.9	748.2
2/17/2016 3:00	316.6	287	647.2	582.3	869.3
2/17/2016 4:00	301.5	273.4	619.5	556.9	830.3
2/17/2016 5:00	370.4	335.5	711.2	640.7	976.2
2/17/2016 6:00	484.5	438.7	724	651.4	1090.1
2/17/2016 7:00	575.5	521.8	915.1	823.6	1345.4
2/17/2016 8:00	616.2	558.5	965	868.9	1427.4
2/17/2016 9:00	466	422	839.1	755.4	1177.4
2/17/2016 10:00	435.2	394.4	941.6	847.2	1241.6
2/17/2016 11:00	470.3	426.1	942.1	847.3	1273.4
2/17/2016 12:00	385.1	348.8	904.1	813.7	1162.5
2/17/2016 13:00	425.4	385.4	904.2	813.9	1199.3
2/17/2016 14:00	275.7	250.4	816.8	735.1	985.5

	Unit 1 (Part 75 Data)	Unit 1 (Part 60 Data)	Unit 2 (Part 75 Data)	Unit 2 (Part 60 Data)	Units 1&2 Combined
	SO2_LbPerHr	SO2_P60_LbPerHr	SO2_LbPerHr	SO2_P60_LbPerHr	(Part 60 Data)
	1H	1H	1H	1H	
Time	Value	Value	Value	Value	
2/17/2016 15:00	302	273.2	907.3	816.2	1089.4
2/17/2016 16:00	455.4	411.8	875.9	789.1	1200.9
2/17/2016 17:00	596.7	539.8	889.3	800.8	1340.6
2/17/2016 18:00	1229.5	1113.4	897.8	807.2	1920.6
2/17/2016 19:00	737.6	668.2	951.4	857.1	1525.3
2/17/2016 20:00	609.9	552.4	955.2	860.3	1412.7
2/17/2016 21:00	766.1	694	871.8	785.2	1479.2
2/17/2016 22:00	573.4	519.2	765.7	689.3	1208.5
2/17/2016 23:00	281.1	255.2	665.5	599.3	854.5
2/18/2016 0:00	207	188.1	796	716.1	904.2
2/18/2016 1:00	149	135.2	695.5	626.1	761.3
2/18/2016 2:00	175.5	159.2	708.3	637.4	796.6
2/18/2016 3:00	196.8	177.9	831.6	748.6	926.5
2/18/2016 4:00	177.3	161.2	717.6	645.5	806.7
2/18/2016 5:00	162.2	147.4	744	670.3	817.7
2/18/2016 6:00	226.8	205.4	923.7	831	1036.4
2/18/2016 7:00	483.8	437.6	966.2	869	1306.6
2/18/2016 8:00	621.9	562.9	805.9	725.5	1288.4
2/18/2016 9:00	302.1	273.7	920.5	827.9	1101.6
2/18/2016 10:00	252.6	228.8	845.8	761	989.8
2/18/2016 11:00	305.2	276.6	882.2	793.2	1069.8
2/18/2016 12:00	241.4	218.2	910.6	819.5	1037.7
2/18/2016 13:00	176.2	160	914.6	823.6	983.6
2/18/2016 14:00	164.3	148.3	932.7	839.6	987.9
2/18/2016 15:00	102.1	92.9	949.2	854	946.9
2/18/2016 16:00	198.8	180.1	911.4	820.5	1000.6
2/18/2016 17:00	271.1	245.2	843	772.5	1017.7
2/18/2016 18:00	416.9	377.1	899.8	824.8	1201.9
2/18/2016 19:00	425.9	386.4	890.4	816.7	1203.1
2/18/2016 20:00	464.2	421.2	854.8	783.3	1204.5
2/18/2016 21:00	453.6	410.6	880.2	807.3	1217.9
2/18/2016 22:00	405.3	366.5	757.8	695.4	1061.9
2/18/2016 23:00	255.8	232.1	669.8	613.4	845.5
2/19/2016 0:00	278.5	251.9	671.2	615.6	867.5
2/19/2016 1:00	330.8	300.3	616.9	565.2	865.5
2/19/2016 2:00	330	299.6	673.9	618.3	917.9
2/19/2016 3:00	371.5	337.2	759.6	697	1034.2
2/19/2016 4:00	361.8	327.1	737.9	677	1004.1
2/19/2016 5:00	352.1	318.6	715.6	656.7	975.3
2/19/2016 6:00	591.7	536	891.5	816.9	1352.9
2/19/2016 7:00	1076.3	974.3	908.1	832.4	1806.7
2/19/2016 8:00	839.4	760.7	851.1	781.1	1541.8
2/19/2016 9:00	780	706.2	868.4	795.9	1502.1
2/19/2016 10:00	637.7	577.7	689.1	632.3	1210
2/19/2016 11:00	557.3	505	878.1	804.8	1309.8
2/19/2016 12:00	479.5	434.2	824.8	755.3	1189.5
2/19/2016 13:00	441.5	400.5	779.9	714.3	1114.8
2/19/2016 14:00	341.1	309.1	800	734.1	1043.2
2/19/2016 15:00	304	275.9	821.3	753.2	1029.1
2/19/2016 16:00	261.1	237.1	762.4	698.2	935.3
2/19/2016 17:00	314	284.1	750.5	688.2	972.3
2/19/2016 18:00	369.5	334.9	754.1	691.6	1026.5
2/19/2016 19:00	345.5	313.3	707.7	649.2	962.5
2/19/2016 20:00	302.6	273.8	691.8	633.3	907.1
2/19/2016 21:00	288.2	261	749.1	686.3	947.3
2/19/2016 22:00	242.8	219.9	668.6	613.5	833.4
2/19/2016 23:00	218.7	197.9	736.1	674.6	872.5
2/20/2016 0:00	209.6	189.3	696.3	638.4	827.7
2/20/2016 1:00	114.9	103.6	608.7	558.5	662.1
2/20/2016 2:00	88.3	80.2	567	519.3	599.5
2/20/2016 3:00	95.5	86.1	596.8	547.1	633.2
2/20/2016 4:00	93.8	84.4	538.8	494.5	578.9
2/20/2016 5:00	96.5	87.1	525.2	481.2	568.3
2/20/2016 6:00	119.5	108.5	596.9	547	655.5
2/20/2016 7:00	138.3	125.5	573.4	525.1	650.6

	Unit 1 (Part 75 Data)	Unit 1 (Part 60 Data)	Unit 2 (Part 75 Data)	Unit 2 (Part 60 Data)	Units 1&2 Combined
	SO2_LbPerHr	SO2_P60_LbPerHr	SO2_LbPerHr	SO2_P60_LbPerHr	(Part 60 Data)
	1H	1H	1H	1H	
Time	Value	Value	Value	Value	
2/20/2016 8:00	148.3	133.9	625.8	573.3	707.2
2/20/2016 9:00	248.6	225.6	628.5	576.8	802.4
2/20/2016 10:00	409.6	370.9	618.5	566.8	937.7
2/20/2016 11:00	190.2	172.2	617.2	566.1	738.3
2/20/2016 12:00	160.9	145.6	630.9	578.5	724.1
2/20/2016 13:00	99.3	89.7	622.8	570.2	659.9
2/20/2016 14:00	95.3	85.8	648.4	593.8	679.6
2/20/2016 15:00	96.6	87.2	631.8	579	666.2
2/20/2016 16:00	86.7	78.7	635.6	582.6	661.3
2/20/2016 17:00	86.2	78.1	642.1	588.9	667
2/20/2016 18:00	98	88.2	625.1	573.7	661.9
2/20/2016 19:00	197.9	179.4	680.1	623.1	802.5
2/20/2016 20:00	234.1	212.1	666.4	610.7	822.8
2/20/2016 21:00	219.2	197.9	615.9	564.8	762.7
2/20/2016 22:00	132.8	119.8	554.4	508.9	628.7
2/20/2016 23:00	137.4	125.1	559.3	512.6	637.7
2/21/2016 0:00	144.3	130.7	516	472.5	603.2
2/21/2016 1:00	143.7	130.1	460.9	422.2	552.3
2/21/2016 2:00	124.4	112.2	481.7	441.7	553.9
2/21/2016 3:00	127.8	115.7	514	471.3	587
2/21/2016 4:00	117.9	107.2	482.3	442.5	549.7
2/21/2016 5:00	108.7	98	481.3	441.6	539.6
2/21/2016 6:00	148.4	134.2	540.8	496.4	630.6
2/21/2016 7:00	150.8	136.4	452.6	415.5	551.9
2/21/2016 8:00	71.6	64.7	445.4	408.4	473.1
2/21/2016 9:00	131.4	119.2	537.9	492.4	611.6
2/21/2016 10:00	201.8	183.1	507.9	465.4	648.5
2/21/2016 11:00	282.6	255.8	465	426.2	682
2/21/2016 12:00	232.8	210.8	488.4	448	658.8
2/21/2016 13:00	176.7	160.2	534.8	490.4	650.6
2/21/2016 14:00	184.8	167.1	536.6	492.3	659.4
2/21/2016 15:00	203.7	184.6	548.4	502.4	687
2/21/2016 16:00	270.4	244.3	572.1	524.3	768.6
2/21/2016 17:00	286.2	259.1	577.2	529.6	788.7
2/21/2016 18:00	487.1	441.3	558	512	953.3
2/21/2016 19:00	909.7	823.8	784.3	718.3	1542.1
2/21/2016 20:00	701.6	636.1	782.5	717	1353.1
2/21/2016 21:00	663.3	600.8	760.5	697	1297.8
2/21/2016 22:00	578.8	523.7	735.4	673.4	1197.1
2/21/2016 23:00	510.2	462.3	657.1	601.6	1063.9
2/22/2016 0:00	182.3	165.5	620.3	569.3	734.8
2/22/2016 1:00	126.4	114.3	544.3	499.1	613.4
2/22/2016 2:00	77.4	69.6	452.7	414.4	484
2/22/2016 3:00	274.6	248.4	389.5	357.3	605.7
2/22/2016 4:00	251.4	227.5	374.5	343.7	571.2
2/22/2016 5:00	297.6	269.3	435.8	399.3	668.6
2/22/2016 6:00	418.4	379.2	628.1	575.8	955
2/22/2016 7:00	456.7	413.1	949.6	870.8	1283.9
2/22/2016 8:00	588.7	533	869.8	798	1331
2/22/2016 9:00	726.9	659.1	795.4	728.3	1387.4
2/22/2016 10:00	529.6	480.2	871.5	798.5	1278.7
2/22/2016 11:00	556.2	503.9	956.9	877.4	1381.3
2/22/2016 12:00	429.7	388.7	1089.6	999.5	1388.2
2/22/2016 13:00	411.9	373.4	1012.7	928.8	1302.2
2/22/2016 14:00	341.9	309.9	1023.6	937.6	1247.5
2/22/2016 15:00	368.8	334.2	973.7	892.4	1226.6
2/22/2016 16:00	458.7	414.8	998.1	914.9	1329.7
2/22/2016 17:00	455.7	412.9	992.4	909.3	1322.2
2/22/2016 18:00	659.2	597.5	996	912.3	1509.8
2/22/2016 19:00	559.9	506.6	1041.5	955.6	1462.2
2/22/2016 20:00	670.1	606.6	789.4	723.3	1329.9
2/22/2016 21:00	591	536	866.8	794.9	1330.9
2/22/2016 22:00	439	397	728.5	667.5	1064.5
2/22/2016 23:00	195.7	177.9	627.1	574.3	752.2
2/23/2016 0:00	129.7	117.6	430.3	395.1	512.7

	Unit 1 (Part 75 Data)	Unit 1 (Part 60 Data)	Unit 2 (Part 75 Data)	Unit 2 (Part 60 Data)	Units 1&2 Combined
	SO2_LbPerHr	SO2_P60_LbPerHr	SO2_LbPerHr	SO2_P60_LbPerHr	(Part 60 Data)
	1H	1H	1H	1H	
Time	Value	Value	Value	Value	
2/23/2016 1:00	128.5	116.5	428.1	392.8	509.3
2/23/2016 2:00	126.9	115.1	403.6	369.8	484.9
2/23/2016 3:00	133.4	120.3	390.4	358.2	478.5
2/23/2016 4:00	123.4	111.6	349.7	320.3	431.9
2/23/2016 5:00	171.2	155.3	396.9	364.1	519.4
2/23/2016 6:00	249.9	226.3	537.9	493.5	719.8
2/23/2016 7:00	494.2	448.3	662.7	607.4	1055.7
2/23/2016 8:00	609.2	551.3	896	822	1373.3
2/23/2016 9:00	618	560.5	836	767.1	1327.6
2/23/2016 10:00	604.5	547.3	842.4	771.7	1319
2/23/2016 11:00	613.3	554.8	846.7	775.7	1330.5
2/23/2016 12:00	332.8	300.7	896.8	821.4	1122.1
2/23/2016 13:00	259.4	235.5	882.3	809.4	1044.9
2/23/2016 14:00	286.5	259.3	738.5	676.9	936.2
2/23/2016 15:00	313.4	284	833.3	764	1048
2/23/2016 16:00	468.3	424.8	795.4	729.4	1154.2
2/23/2016 17:00	475.7	430.2	788	722.2	1152.4
2/23/2016 18:00	750.3	679.7	901.1	826	1505.7
2/23/2016 19:00	581	526.3	857.3	785.2	1311.5
2/23/2016 20:00	611.4	553.9	804.7	738.3	1292.2
2/23/2016 21:00	428.2	387.9	779.7	715.5	1103.4
2/23/2016 22:00	376.7	340.5	674.4	617.8	958.3
2/23/2016 23:00	276.3	249.7	541.1	496.3	746
2/24/2016 0:00	147.8	133.9	356.8	326.4	460.3
2/24/2016 1:00	149.2	135.7	342.1	313.5	449.2
2/24/2016 2:00	146.8	133.3	332.4	305.3	438.6
2/24/2016 3:00	162.8	148	340.5	311.8	459.8
2/24/2016 4:00	155.7	141.1	345.2	316.3	457.4
2/24/2016 5:00	181.3	164.8	425.4	390.5	555.3
2/24/2016 6:00	465.9	422.6	645.1	591.7	1014.3
2/24/2016 7:00	719.9	652.7	813.2	744.7	1397.4
2/24/2016 8:00	594.8	538.6	814.8	747.2	1285.8
2/24/2016 9:00	478.3	432.6	814.2	746.3	1178.9
2/24/2016 10:00	585	529.6	817.1	749.3	1278.9
2/24/2016 11:00	739.3	669.6	870.8	797.5	1467.1
2/24/2016 12:00	562.9	510.6	807.3	739.8	1250.4
2/24/2016 13:00	655.6	594.3	847.9	776.6	1370.9
2/24/2016 14:00	660.4	598.1	849.9	778.6	1376.7
2/24/2016 15:00	560.5	508.3	844.5	773.3	1281.6
2/24/2016 16:00	627.6	568	843.1	772.4	1340.4
2/24/2016 17:00	562.6	509	836.9	766.4	1275.4
2/24/2016 18:00	675.7	612	967.8	887.5	1499.5
2/24/2016 19:00	688.2	623	1004.6	921.1	1544.1
2/24/2016 20:00	609.9	552.2	969.3	888.7	1440.9
2/24/2016 21:00	571.7	517.6	670.5	615.4	1133
2/24/2016 22:00	556.9	504.6	773.5	708.3	1212.9
2/24/2016 23:00	475.4	431	571.8	524.3	955.3
2/25/2016 0:00	418.5	378.8	401.2	368	746.8
2/25/2016 1:00	468.1	424.1	428.2	392.2	816.3
2/25/2016 2:00	404	366	402.4	369.5	735.5
2/25/2016 3:00	445.1	402.7	391.8	359	761.7
2/25/2016 4:00	432.9	391.5	411.6	377.1	768.6
2/25/2016 5:00	467.9	423.6	495	453.8	877.4
2/25/2016 6:00	497	449.8	660	605.3	1055.1
2/25/2016 7:00	623.3	564.4	902.2	826.5	1390.9
2/25/2016 8:00	610.4	552.1	942.3	863.4	1415.5
2/25/2016 9:00	660	597.7	1108.6	1015.5	1613.2
2/25/2016 10:00	722.5	655	1375.7	1261.3	1916.3
2/25/2016 11:00	733.6	663.7	1423.9	1305.2	1968.9
2/25/2016 12:00	677.9	613.7	1210	1109.9	1723.6
2/25/2016 13:00	724.4	656.7	1199.9	1099.6	1756.3
2/25/2016 14:00	659.2	597.8	1048.1	960.8	1558.6
2/25/2016 15:00	614.1	555.6	1087.5	996.7	1552.3
2/25/2016 16:00	684.4	619.1	1087	995.7	1614.8
2/25/2016 17:00	748.1	677.5	1062.2	972.8	1650.3

	Unit 1 (Part 75 Data)	Unit 1 (Part 60 Data)	Unit 2 (Part 75 Data)	Unit 2 (Part 60 Data)	Units 1&2 Combined
	SO2_LbPerHr	SO2_P60_LbPerHr	SO2_LbPerHr	SO2_P60_LbPerHr	(Part 60 Data)
	1H	1H	1H	1H	
Time	Value	Value	Value	Value	
2/25/2016 18:00	797.3	721.9	1092.4	1001.1	1723
2/25/2016 19:00	680.5	615.5	1090.8	999.7	1615.2
2/25/2016 20:00	1083.2	980.8	1047.1	960	1940.8
2/25/2016 21:00	897.5	812.9	1116.3	1022.5	1835.4
2/25/2016 22:00	799.9	725	946	866.5	1591.5
2/25/2016 23:00	891.6	806.8	1084.8	994	1800.8
2/26/2016 0:00	442.6	400.7	890.3	816.4	1217.1
2/26/2016 1:00	559.1	506.2	791.6	725.6	1231.8
2/26/2016 2:00	364.4	329.9	667.5	611.5	941.4
2/26/2016 3:00	372.8	338.3	504.1	462.1	800.4
2/26/2016 4:00	406.2	368.4	491.6	450.4	818.8
2/26/2016 5:00	392.1	354.9	620.3	568.3	923.2
2/26/2016 6:00	518	468.9	674.4	617.5	1086.4
2/26/2016 7:00	703.4	636.6	1014.1	930.1	1566.7
2/26/2016 8:00	828.2	750	1122.1	1029.2	1779.2
2/26/2016 9:00	889.6	805.7	992.8	909.4	1715.1
2/26/2016 10:00	931	842.9	1079.4	988.9	1831.8
2/26/2016 11:00	839.8	761.5	1113.3	1020.3	1781.8
2/26/2016 12:00	876.7	793.6	1040.3	953.6	1747.2
2/26/2016 13:00	875.9	792.8	1066.8	977.7	1770.5
2/26/2016 14:00	896.9	812.7	1069.5	980.4	1793.1
2/26/2016 15:00	850.1	770.8	1063.3	975.1	1745.9
2/26/2016 16:00	837.8	759.7	1092.2	1001.7	1761.4
2/26/2016 17:00	839.5	761.2	1098.1	1006.9	1768.1
2/26/2016 18:00	939.3	850.6	1066.3	977.1	1827.7
2/26/2016 19:00	842.9	763.9	1054.5	965.7	1729.6
2/26/2016 20:00	917.5	831.1	981.1	898.8	1729.9
2/26/2016 21:00	885.8	802.6	1069.2	980.7	1783.3
2/26/2016 22:00	833.5	755.5	992.6	910.7	1666.2
2/26/2016 23:00	832.8	755.1	738.8	677.5	1432.6
2/27/2016 0:00	858.5	777.3	981.6	900	1677.3
2/27/2016 1:00	838.3	759	871.4	799.6	1558.6
2/27/2016 2:00	828.4	750.8	868.5	796.7	1547.5
2/27/2016 3:00	835.5	757.5	691.3	634.2	1391.7
2/27/2016 4:00	790.2	716.2	637.4	583.9	1300.1
2/27/2016 5:00	923.9	836.5	711.9	652.7	1489.2
2/27/2016 6:00	870	788.5	694.4	636.2	1424.7
2/27/2016 7:00	906.8	820.6	570.7	522.5	1343.1
2/27/2016 8:00	923.2	836.4	537.4	492.3	1328.7
2/27/2016 9:00	901.1	816.9	760.8	697	1513.9
2/27/2016 10:00	789.9	715.5	771.4	706.6	1422.1
2/27/2016 11:00	731.2	661.9	801.3	735	1396.9
2/27/2016 12:00	691.5	627	830.8	760.8	1387.8
2/27/2016 13:00	576.8	523.1	795.5	729.2	1252.3
2/27/2016 14:00	371.6	336	768	703.8	1039.8
2/27/2016 15:00	69.2	62.5	832.7	763.1	825.6
2/27/2016 16:00	132.9	120.7	867.8	796.1	916.8
2/27/2016 17:00	130.2	118.1	899.2	824.7	942.8
2/27/2016 18:00	252.6	228.5	901.2	826.6	1055.1
2/27/2016 19:00	423.1	383	930.6	853	1236
2/27/2016 20:00	400.6	363.5	910.5	834.8	1198.3
2/27/2016 21:00	391.2	354.3	899.3	824	1178.3
2/27/2016 22:00	343.9	311.2	716	656.7	967.9
2/27/2016 23:00	251.4	228.4	613.7	562.1	790.5
2/28/2016 0:00	242.1	219.4	589.4	539.8	759.2
2/28/2016 1:00	190	172.7	465.6	427.3	600
2/28/2016 2:00	175.9	158.7	431.9	395.3	554
2/28/2016 3:00	196	177.4	433.7	397.2	574.6
2/28/2016 4:00	172.6	156.9	421.9	386.8	543.7
2/28/2016 5:00	185.6	168.1	463.7	424.8	592.9
2/28/2016 6:00	201.1	181.6	531.1	486.4	668
2/28/2016 7:00	155.6	141.5	498.1	457.1	598.6
2/28/2016 8:00	203.1	184.1	521.7	477.8	661.9
2/28/2016 9:00	152.7	137.7	567.9	520.5	658.2
2/28/2016 10:00	160.8	145.9	570.4	523	668.9

	Unit 1 (Part 75 Data)	Unit 1 (Part 60 Data)	Unit 2 (Part 75 Data)	Unit 2 (Part 60 Data)	Units 1&2 Combined
	SO2_LbPerHr	SO2_P60_LbPerHr	SO2_LbPerHr	SO2_P60_LbPerHr	(Part 60 Data)
	1H	1H	1H	1H	
Time	Value	Value	Value	Value	
2/28/2016 11:00	169.4	153.1	535.4	490.6	643.7
2/28/2016 12:00	182	164.4	508	465.8	630.2
2/28/2016 13:00	195.5	176.5	509.8	467.4	643.9
2/28/2016 14:00	194.3	176.5	502.2	460	636.5
2/28/2016 15:00	194.4	176.6	522.6	478.7	655.3
2/28/2016 16:00	199.1	179.9	508.1	465.6	645.5
2/28/2016 17:00	199.3	180	501.1	458.9	638.9
2/28/2016 18:00	213.7	194	497.7	456.6	650.6
2/28/2016 19:00	250.8	227.4	680.7	623.6	851
2/28/2016 20:00	260.9	235.9	736.5	675.1	911
2/28/2016 21:00	186.6	168.6	650.7	596.9	765.5
2/28/2016 22:00	178.7	162.3	510.2	468.3	630.6
2/28/2016 23:00	205.4	186.4	365.3	334.8	521.2
2/29/2016 0:00	165.5	150.4	470	431	581.4
2/29/2016 1:00	188.1	170.4	424.9	388.9	559.3
2/29/2016 2:00	191.1	173.5	415.2	380.6	554.1
2/29/2016 3:00	207.8	188.8	396.5	363.6	552.4
2/29/2016 4:00	187.2	169.5	419.9	385.4	554.9
2/29/2016 5:00	189.9	172	422.7	387.7	559.7
2/29/2016 6:00	293.5	266.3	668.8	613.7	880
2/29/2016 7:00	598	542	917.1	841.1	1383.1
2/29/2016 8:00	866.5	784.1	862.3	790.3	1574.4
2/29/2016 9:00	751.1	680.7	905.6	830.3	1511
2/29/2016 10:00	754.7	683.5	849.4	779	1462.5
2/29/2016 11:00	689.7	624.2	674.7	619.2	1243.4
2/29/2016 12:00	520.6	472	611.1	559.4	1031.4
2/29/2016 13:00	436.3	395.4	611.4	559.8	955.2
2/29/2016 14:00	380.6	344.6	519	476.3	820.9
2/29/2016 15:00	379.2	342.8	405.4	372.2	715
2/29/2016 16:00	385	348.5	157.1	144.2	492.7
2/29/2016 17:00	406.3	367.9	142.4	131.3	499.2
2/29/2016 18:00	475.3	430.5	170.7	156	586.5
2/29/2016 19:00	440.7	398.6	175	160.3	558.9
2/29/2016 20:00	473.6	428.2	408.3	373.5	801.7
2/29/2016 21:00	419.9	380.6	463.8	425.5	806.1
2/29/2016 22:00	438.2	396.9	381.8	349.6	746.5
2/29/2016 23:00	320.7	290.7	262.4	241.1	531.8
3/1/2016 0:00	263.9	239.1	254.5	233.6	472.7
3/1/2016 1:00	217.7	197.3	254.1	233.3	430.6
3/1/2016 2:00	231.1	209.3	263.8	241.3	450.6
3/1/2016 3:00	191	173	343.3	314.5	487.5
3/1/2016 4:00	317.2	287.1	408.5	374	661.1
3/1/2016 5:00	428.3	388.1	415.1	380.5	768.6
3/1/2016 6:00	993.7	900.8	492.5	451.5	1352.3
3/1/2016 7:00	701.1	634.4	661	606.6	1241
3/1/2016 8:00	773.4	699.9	818.4	751.1	1451
3/1/2016 9:00	556.4	504.5	703.3	644.5	1149
3/1/2016 10:00	305.6	277.5	751.2	687.7	965.2
3/1/2016 11:00	381.1	345.4	866.3	793.9	1139.3
3/1/2016 12:00	279.8	253.2	870.9	798.3	1051.5
3/1/2016 13:00	193.3	174.6	789.9	723.7	898.3
3/1/2016 14:00	239.6	217.1	681.6	623.9	841
3/1/2016 15:00	253.1	229.2	690.9	633.3	862.5
3/1/2016 16:00	252.5	228.3	705.4	647.5	875.8
3/1/2016 17:00	264.1	239.5	810.5	743.5	983
3/1/2016 18:00	474.2	429.3	844.1	774.7	1204
3/1/2016 19:00	591.2	535.6	1048.6	962.1	1497.7
3/1/2016 20:00	696.2	630.3	990.5	908.5	1538.8
3/1/2016 21:00	545	494	871.3	798.7	1292.7
3/1/2016 22:00	304.7	276	520.7	476.9	752.9
3/1/2016 23:00	296.6	268.5	440.5	403.2	671.7
3/2/2016 0:00	202.6	183.3	454.4	417.1	600.4
3/2/2016 1:00	172.9	157.2	287.5	263.3	420.5
3/2/2016 2:00	160.3	144.7	309.3	283.3	428
3/2/2016 3:00	203.5	184.2	314.7	288.2	472.4

	Unit 1 (Part 75 Data)	Unit 1 (Part 60 Data)	Unit 2 (Part 75 Data)	Unit 2 (Part 60 Data)	Units 1&2 Combined
	SO2_LbPerHr	SO2_P60_LbPerHr	SO2_LbPerHr	SO2_P60_LbPerHr	(Part 60 Data)
	1H	1H	1H	1H	
Time	Value	Value	Value	Value	
3/2/2016 4:00	193.8	175.5	294.2	269	444.5
3/2/2016 5:00	272.2	246.4	370.7	339.4	585.8
3/2/2016 6:00	355.9	323	467	428.6	751.6
3/2/2016 7:00	678.9	615.5	859.2	787.6	1403.1
3/2/2016 8:00	679.7	615.1	1008.8	923.8	1538.9
3/2/2016 9:00	394.6	358.1	651.3	596.2	954.3
3/2/2016 10:00	431.5	391.6	528.5	484.1	875.7
3/2/2016 11:00	447.5	405.8	515.4	473	878.8
3/2/2016 12:00	519.1	470.1	550.3	503.8	973.9
3/2/2016 13:00	531.2	481.2	821.6	753.7	1234.9
3/2/2016 14:00	536.6	486.5	937.3	859	1345.5
3/2/2016 15:00	497.2	449.8	794.4	729.1	1178.9
3/2/2016 16:00	514	465	718.6	659.6	1124.6
3/2/2016 17:00	693.1	628.5	779.3	715.2	1343.7
3/2/2016 18:00	640.3	580	786.5	720.4	1300.4
3/2/2016 19:00	678.9	615.7	805.8	739.1	1354.8
3/2/2016 20:00	713.8	646.4	780.7	716.2	1362.6
3/2/2016 21:00	725.6	658.1	791.9	725.6	1383.7
3/2/2016 22:00	711.6	644.2	682.5	626	1270.2
3/2/2016 23:00	556.4	503.1	788.4	723.4	1226.5
3/3/2016 0:00	652.6	591	669	613.6	1204.6
3/3/2016 1:00	577.7	523.1	610.9	560.8	1083.9
3/3/2016 2:00	504.3	456.6	599.1	548.6	1005.2
3/3/2016 3:00	286.1	258.9	684.3	627.4	886.3
3/3/2016 4:00	413.3	373.6	645.7	591.4	965
3/3/2016 5:00	376.1	339.9	769	704.4	1044.3
3/3/2016 6:00	501.8	454.3	805.5	738	1192.3
3/3/2016 7:00	734.4	665.3	810.3	743.2	1408.5
3/3/2016 8:00	536.8	487.1	612.1	561.3	1048.4
3/3/2016 9:00	715.2	647.9	809.7	742.3	1390.2
3/3/2016 10:00	606	548.3	727.6	666.5	1214.8
3/3/2016 11:00	670.5	606.6	602.2	551.5	1158.1
3/3/2016 12:00	638.6	578.5	522.9	479.8	1058.3
3/3/2016 13:00	633.7	573.6	665.2	609.3	1182.9
3/3/2016 14:00	653.4	591.7	752.1	689.1	1280.8
3/3/2016 15:00	650.1	588.5	806.7	740	1328.5
3/3/2016 16:00	641.9	581.8	607.3	556.3	1138.1
3/3/2016 17:00	615.2	556.6	573.7	525.4	1082
3/3/2016 18:00	711.8	645.1	812.1	744.1	1389.2
3/3/2016 19:00	600.1	543.7	961.3	881.9	1425.6
3/3/2016 20:00	642.7	582.1	760.2	697.3	1279.4
3/3/2016 21:00	733.3	665	674.5	617.6	1282.6
3/3/2016 22:00	435.7	395.1	428.6	393.2	788.3
3/3/2016 23:00	832.9	754.2	271.1	248.1	1002.3
3/4/2016 0:00	487.9	441.4	341.5	313.8	755.2
3/4/2016 1:00	357.8	323.7	451.5	413.9	737.6
3/4/2016 2:00	439.3	398.4	656.5	601.1	999.5
3/4/2016 3:00	328.5	297.6	684.9	627.4	925
3/4/2016 4:00	308.9	279.9	573.2	525.7	805.6
3/4/2016 5:00	305.1	275.9	626.1	573.5	849.4
3/4/2016 6:00	330	298.3	648.1	593.9	892.2
3/4/2016 7:00	597.2	541.2	941.5	863.9	1405.1
3/4/2016 8:00	721.4	654.1	1418.8	1299.5	1953.6
3/4/2016 9:00	630.3	571.3	1001.4	918.5	1489.8
3/4/2016 10:00	700.6	635.4	667.1	611	1246.4
3/4/2016 11:00	653.9	592.9	561.8	514.1	1107
3/4/2016 12:00	689.9	624.7	611.3	559.5	1184.2
3/4/2016 13:00	575.8	522	405.6	372.5	894.5
3/4/2016 14:00	616.7	558.1	537.7	493.1	1051.2
3/4/2016 15:00	626.6	566.8	916.1	839.1	1405.9
3/4/2016 16:00	611.1	553.1	812.8	745.7	1298.8
3/4/2016 17:00	602.2	546.1	689.5	632.5	1178.6
3/4/2016 18:00	580.2	525	814.4	746	1271
3/4/2016 19:00	643	581.7	812.3	744.4	1326.1
3/4/2016 20:00	790.2	716	719.2	660	1376

	Unit 1 (Part 75 Data)	Unit 1 (Part 60 Data)	Unit 2 (Part 75 Data)	Unit 2 (Part 60 Data)	Units 1&2 Combined
	SO2_LbPerHr	SO2_P60_LbPerHr	SO2_LbPerHr	SO2_P60_LbPerHr	(Part 60 Data)
	1H	1H	1H	1H	
Time	Value	Value	Value	Value	
3/4/2016 21:00	1008.6	913.9	756.6	693.6	1607.5
3/4/2016 22:00	754.7	683.4	629.9	577.9	1261.3
3/4/2016 23:00	484.1	439	540.7	495.8	934.8
3/5/2016 0:00	597	540.3	731.2	669.7	1210
3/5/2016 1:00	489.4	443.7	685.1	627.3	1071
3/5/2016 2:00	440.5	398.9	630.6	578.3	977.2
3/5/2016 3:00	510.7	463.3	707.4	648.8	1112.1
3/5/2016 4:00	336.7	305.2	640.7	586.9	892.1
3/5/2016 5:00	389.3	352.7	662.4	606.5	959.2
3/5/2016 6:00	444	402.7	685.4	629	1031.7
3/5/2016 7:00	372	337.2	630.1	577.3	914.5
3/5/2016 8:00	581.3	526.8	691.4	633.2	1160
3/5/2016 9:00	639.7	579.7	701.7	643.7	1223.4
3/5/2016 10:00	650.6	588.6	661	606.4	1195
3/5/2016 11:00	683	619.3	666.3	611.4	1230.7
3/5/2016 12:00	560.1	507.4	686.7	630.1	1137.5
3/5/2016 13:00	625.9	566.7	657.4	602.5	1169.2
3/5/2016 14:00	576.7	522.4	675	618.4	1140.8
3/5/2016 15:00	606.9	549.6	644.4	590.1	1139.7
3/5/2016 16:00	566.2	512.5	651.5	597	1109.5
3/5/2016 17:00	582.8	528.4	649.5	594.7	1123.1
3/5/2016 18:00	658.6	597	660.3	605.2	1202.2
3/5/2016 19:00	761.4	690.5	657.1	601.8	1292.3
3/5/2016 20:00	624.3	566.1	637.9	584.7	1150.8
3/5/2016 21:00	565.5	511.7	605.4	554.2	1065.9
3/5/2016 22:00	653.9	591.5	629.9	576.9	1168.4
3/5/2016 23:00	541.1	490.1	615.8	563.7	1053.8
3/6/2016 0:00	512.4	464.3	526.1	482.7	947
3/6/2016 1:00	532.1	482.3	550.4	503.8	986.1
3/6/2016 2:00	516.2	467.8	566.7	519.9	987.7
3/6/2016 3:00	571.5	518.1	630.5	577.2	1095.3
3/6/2016 4:00	532.7	482.2	630.8	577.5	1059.7
3/6/2016 5:00	516.5	468.4	663.2	608.1	1076.5
3/6/2016 6:00	475.7	431.3	687	628.9	1060.2
3/6/2016 7:00	220.9	199.8	692.8	635.2	835
3/6/2016 8:00	449.2	406.2	661.4	605.7	1011.9
3/6/2016 9:00	604.4	547.1	823.7	754.9	1302
3/6/2016 10:00	574.7	520.8	684.6	628.1	1148.9
3/6/2016 11:00	515.6	466.9	693	634.6	1101.5
3/6/2016 12:00	484.6	439.2	753.9	691.4	1130.6
3/6/2016 13:00	455.5	413.2	730	669.2	1082.4
3/6/2016 14:00	203.3	184.5	702.6	643.7	828.2
3/6/2016 15:00	45	40.9	737.9	677.3	718.2
3/6/2016 16:00	204.4	184.5	681.2	625	809.5
3/6/2016 17:00	213.8	193.7	713.3	653	846.7
3/6/2016 18:00	493.6	447.6	740.6	679.6	1127.2
3/6/2016 19:00	253.2	229.4	803.5	735.8	965.2
3/6/2016 20:00	297.2	269.5	680.4	623.5	893
3/6/2016 21:00	585	529.2	648.9	595.5	1124.7
3/6/2016 22:00	524.4	474.4	596.7	546.5	1020.9
3/6/2016 23:00	407.3	369.3	577.8	530.2	899.5
3/7/2016 0:00	285	257.7	589	540	797.7
3/7/2016 1:00	275.2	249.9	523.9	479.6	729.5
3/7/2016 2:00	194.3	176.2	518.6	474.9	651.1
3/7/2016 3:00	255	230.4	604.6	554.4	784.8
3/7/2016 4:00	211.8	191.7	551.4	505.9	697.6
3/7/2016 5:00	269.1	244.5	622.9	570.5	815
3/7/2016 6:00	430.4	389.5	678.4	621.7	1011.2
3/7/2016 7:00	803	727.8	936	858.2	1586
3/7/2016 8:00	459.1	415.7	722.8	661.7	1077.4
3/7/2016 9:00	604.9	548.6	701.9	642.7	1191.3
3/7/2016 10:00	496	449.8	781.8	716.1	1165.9
3/7/2016 11:00	478.7	434.2	811.2	743.3	1177.5
3/7/2016 12:00	160.1	144.8	790.6	725.1	869.9
3/7/2016 13:00	236.8	214	749.6	686.6	900.6

	Unit 1 (Part 75 Data)	Unit 1 (Part 60 Data)	Unit 2 (Part 75 Data)	Unit 2 (Part 60 Data)	Units 1&2 Combined
	SO2_LbPerHr	SO2_P60_LbPerHr	SO2_LbPerHr	SO2_P60_LbPerHr	(Part 60 Data)
	1H	1H	1H	1H	
Time	Value	Value	Value	Value	
3/7/2016 14:00	172.2	155.5	722.6	661.9	817.4
3/7/2016 15:00	143.6	129.9	766	702.9	832.8
3/7/2016 16:00	154.1	139.1	793.3	727.8	866.9
3/7/2016 17:00	190.4	173.1	809.4	741.8	914.9
3/7/2016 18:00	372	337.3	766.9	703.4	1040.7
3/7/2016 19:00	470.2	425.4	689.5	632.4	1057.8
3/7/2016 20:00	464.2	420.5	739.7	677.9	1098.4
3/7/2016 21:00	412.7	374.2	615	563.1	937.3
3/7/2016 22:00	239.6	216.9	472.4	433.3	650.2
3/7/2016 23:00	139.3	125.8	543.8	498.5	624.3
3/8/2016 0:00	166.9	150.9	428.2	392.9	543.8
3/8/2016 1:00	143.9	130.6	483.1	443.1	573.7
3/8/2016 2:00	159.6	145	468	429.5	574.5
3/8/2016 3:00	140.2	126.9	486.6	446.6	573.5
3/8/2016 4:00	163	147.3	468.1	429.6	576.9
3/8/2016 5:00	113.5	102.9	469.6	431	533.9
3/8/2016 6:00	207.7	188.4	512.5	469.5	657.9
3/8/2016 7:00	261.2	236.8	621.5	569.9	806.7
3/8/2016 8:00	267.9	242.4	601	551.5	793.9
3/8/2016 9:00	511.7	464	640.5	587.8	1051.8
3/8/2016 10:00	364.5	330.1	0	0	330.1
3/8/2016 11:00	197.3	178.5	0	0	178.5
3/8/2016 12:00	521.3	472.3	0	0	472.3
3/8/2016 13:00	308.1	279.8	0	0	279.8
3/8/2016 14:00	663.8	601.1	0	0	601.1
3/8/2016 15:00	486.4	440	0	0	440
3/8/2016 16:00	283.5	257.6	0	0	257.6
3/8/2016 17:00	1252.9	1134.6	0	0	1134.6
3/8/2016 18:00	328.4	296.8	0	0	296.8
3/8/2016 19:00	393.6	356.2	0	0	356.2
3/8/2016 20:00	542.6	492	0	0	492
3/8/2016 21:00	338.4	306.2	0	0	306.2
3/8/2016 22:00	18.9	17	0	0	17
3/8/2016 23:00	0	0	0	0	0
3/9/2016 0:00	0	0	0	0	0
3/9/2016 1:00	24.5	22.6	0	0	22.6
3/9/2016 2:00	248.1	225.6	0	0	225.6
3/9/2016 3:00	544.4	493.8	25.9	23.5	517.3
3/9/2016 4:00	180.3	163.6	21.7	20	183.6
3/9/2016 5:00	87.2	79.8	34.3	31.3	111.1
3/9/2016 6:00	137.7	124.7	135.7	124	248.7
3/9/2016 7:00	474	429.4	282.1	259.2	688.6
3/9/2016 8:00	1164.8	1054.4	520.7	477.6	1532
3/9/2016 9:00	227.4	205.4	377.8	347.1	552.5
3/9/2016 10:00	43.2	39.8	333.1	305.8	345.6
3/9/2016 11:00	13.4	11.7	350.2	321	332.7
3/9/2016 12:00	21.7	20.1	347.4	318	338.1
3/9/2016 13:00	61.1	56	382.8	351.6	407.6
3/9/2016 14:00	140.3	127.8	395.9	362.4	490.2
3/9/2016 15:00	321.5	291.1	440.1	403.7	694.8
3/9/2016 16:00	268.1	242.7	394.7	362.3	605
3/9/2016 17:00	66.2	59.6	371.6	341.2	400.8
3/9/2016 18:00	44.8	41.4	500.7	458.5	499.9
3/9/2016 19:00	179	162.2	714.6	655.4	817.6
3/9/2016 20:00	616.1	558.5	676.7	621.1	1179.6
3/9/2016 21:00	486.5	440.4	614	562.6	1003
3/9/2016 22:00	64.6	57.8	456.1	417.6	475.4
3/9/2016 23:00	15.9	14.3	493.9	452.5	466.8
3/10/2016 0:00	14.8	13.3	441.1	403.8	417.1
3/10/2016 1:00	20.9	19.5	426.7	391.7	411.2
3/10/2016 2:00	47.3	43.3	399.3	366.4	409.7
3/10/2016 3:00	137.6	124.1	285.9	261.8	385.9
3/10/2016 4:00	96.3	86.8	247	225.9	312.7
3/10/2016 5:00	29.5	26.7	289.6	265.5	292.2
3/10/2016 6:00	79.3	71.7	397.5	365	436.7

	Unit 1 (Part 75 Data)	Unit 1 (Part 60 Data)	Unit 2 (Part 75 Data)	Unit 2 (Part 60 Data)	Units 1&2 Combined
	SO2_LbPerHr	SO2_P60_LbPerHr	SO2_LbPerHr	SO2_P60_LbPerHr	(Part 60 Data)
	1H	1H	1H	1H	
Time	Value	Value	Value	Value	
3/10/2016 7:00	1249.5	1131.2	470.4	431.1	1562.3
3/10/2016 8:00	2351.6	2130.1	461.8	423.7	2553.8
3/10/2016 9:00	432.8	392.9	527	482.7	875.6
3/10/2016 10:00	264.3	240.1	643.8	589.9	830
3/10/2016 11:00	260.7	236.6	684.4	628	864.6
3/10/2016 12:00	494.1	448.2	765.3	701.7	1149.9
3/10/2016 13:00	1915.2	1735.4	743	681.7	2417.1
3/10/2016 14:00	4559.1	4129.6	623.1	570.8	4700.4
3/10/2016 15:00	810.4	734	577.2	528.7	1262.7
3/10/2016 16:00	352.3	319.5	682	626	945.5
3/10/2016 17:00	279.8	254.3	648.3	593.8	848.1
3/10/2016 18:00	254.4	229.8	549.1	502.5	732.3
3/10/2016 19:00	473.2	427.7	610.5	559.8	987.5
3/10/2016 20:00	906	820.1	626.7	574	1394.1
3/10/2016 21:00	508.8	460	504.5	462	922
3/10/2016 22:00	263.3	238.9	351.5	322.1	561
3/10/2016 23:00	79.4	72.2	284.5	260.6	332.8
3/11/2016 0:00	10.8	9.3	231.9	212.4	221.7
3/11/2016 1:00	4.9	4.9	182.6	167.1	172
3/11/2016 2:00	0	0	205.6	188.9	188.9
3/11/2016 3:00	0	0	247.4	226.2	226.2
3/11/2016 4:00	0	0	285.5	261.2	261.2
3/11/2016 5:00	0	0	446.1	409.6	409.6
3/11/2016 6:00	0	0	543.9	498.7	498.7
3/11/2016 7:00	0	0	618	566.7	566.7
3/11/2016 8:00	0	0	657.7	602.7	602.7
3/11/2016 9:00	0	0	667.1	611.9	611.9
3/11/2016 10:00	0	0	639.3	585.7	585.7
3/11/2016 11:00	0	0	629.3	577.2	577.2
3/11/2016 12:00	0	0	587.1	539	539
3/11/2016 13:00	0	0	618.9	566.9	566.9
3/11/2016 14:00	0	0	667.8	612	612
3/11/2016 15:00	0	0	628.6	576.8	576.8
3/11/2016 16:00	0	0	619.1	567.2	567.2
3/11/2016 17:00	0	0	576.7	528.7	528.7
3/11/2016 18:00	0	0	572.3	524.1	524.1
3/11/2016 19:00	0	0	617.9	565.9	565.9
3/11/2016 20:00	0	0	623.4	571.4	571.4
3/11/2016 21:00	0	0	641	587.4	587.4
3/11/2016 22:00	0	0	550	504.2	504.2
3/11/2016 23:00	0	0	472.2	432.5	432.5
3/12/2016 0:00	0	0	400.7	367.1	367.1
3/12/2016 1:00	0	0	319.1	292.3	292.3
3/12/2016 2:00	0	0	298.3	273.3	273.3
3/12/2016 3:00	0	0	312.5	286.3	286.3
3/12/2016 4:00	0	0	319.3	292.8	292.8
3/12/2016 5:00	0	0	405.5	371.8	371.8
3/12/2016 6:00	0	0	432.4	396.3	396.3
3/12/2016 7:00	0	0	431.4	395.4	395.4
3/12/2016 8:00	0	0	464.7	426.6	426.6
3/12/2016 9:00	0	0	504.4	463.2	463.2
3/12/2016 10:00	0	0	597	547.7	547.7
3/12/2016 11:00	0	0	635.8	583.6	583.6
3/12/2016 12:00	0	0	672.2	616.6	616.6
3/12/2016 13:00	0	0	663.3	607.2	607.2
3/12/2016 14:00	0	0	617.5	565.4	565.4
3/12/2016 15:00	0	0	651.4	597.3	597.3
3/12/2016 16:00	0	0	645.6	591.4	591.4
3/12/2016 17:00	0	0	861.4	789.8	789.8
3/12/2016 18:00	0	0	548.6	502.4	502.4
3/12/2016 19:00	0	0	465.4	426.8	426.8
3/12/2016 20:00	0	0	613.1	562.5	562.5
3/12/2016 21:00	0	0	498.8	457.2	457.2
3/12/2016 22:00	0	0	452.1	415.2	415.2
3/12/2016 23:00	0	0	471.8	432.1	432.1

	Unit 1 (Part 75 Data)	Unit 1 (Part 60 Data)	Unit 2 (Part 75 Data)	Unit 2 (Part 60 Data)	Units 1&2 Combined
	SO2_LbPerHr	SO2_P60_LbPerHr	SO2_LbPerHr	SO2_P60_LbPerHr	(Part 60 Data)
	1H	1H	1H	1H	
Time	Value	Value	Value	Value	
3/13/2016 0:00	0	0	441.4	404.7	404.7
3/13/2016 1:00	0	0	321.3	294.2	294.2
3/13/2016 2:00	0	0	331.7	303.4	303.4
3/13/2016 3:00	0	0	347.3	318.8	318.8
3/13/2016 4:00	0	0	307	281.4	281.4
3/13/2016 5:00	0	0	319	291.9	291.9
3/13/2016 6:00	0	0	335	306.6	306.6
3/13/2016 7:00	0	0	323	296	296
3/13/2016 8:00	0	0	345	316.1	316.1
3/13/2016 9:00	0	0	356.8	327.4	327.4
3/13/2016 10:00	0	0	383	351.1	351.1
3/13/2016 11:00	0	0	458.6	421	421
3/13/2016 12:00	0	0	509.3	466.1	466.1
3/13/2016 13:00	0	0	575.3	528.2	528.2
3/13/2016 14:00	0	0	648.2	593.6	593.6
3/13/2016 15:00	0	0	723.8	663.5	663.5
3/13/2016 16:00	0	0	653.6	599.3	599.3
3/13/2016 17:00	0	0	636.7	584.3	584.3
3/13/2016 18:00	0	0	657.9	603.4	603.4
3/13/2016 19:00	0	0	696.3	638	638
3/13/2016 20:00	0	0	639.9	587.4	587.4
3/13/2016 21:00	0	0	617.5	566.2	566.2
3/13/2016 22:00	0	0	538.3	494	494
3/13/2016 23:00	0	0	508.1	466.3	466.3
3/14/2016 0:00	0	0	330.2	302.6	302.6
3/14/2016 1:00	0	0	332.9	305.7	305.7
3/14/2016 2:00	0	0	311.6	286	286
3/14/2016 3:00	0	0	303.4	277.7	277.7
3/14/2016 4:00	0	0	361.6	331.9	331.9
3/14/2016 5:00	0	0	557.5	511.8	511.8
3/14/2016 6:00	0	0	678.3	622.1	622.1
3/14/2016 7:00	0	0	634.8	582.5	582.5
3/14/2016 8:00	0	0	601.7	551.2	551.2
3/14/2016 9:00	0	0	675.9	619.9	619.9
3/14/2016 10:00	0	0	1008.8	925.2	925.2
3/14/2016 11:00	0	0	636.4	584.1	584.1
3/14/2016 12:00	0	0	561.2	514.7	514.7
3/14/2016 13:00	0	0	661.5	606.1	606.1
3/14/2016 14:00	0	0	685.7	628.3	628.3
3/14/2016 15:00	0	0	672.4	616.5	616.5
3/14/2016 16:00	0	0	671.1	615.3	615.3
3/14/2016 17:00	0	0	683.8	626.2	626.2
3/14/2016 18:00	0	0	675.6	619.4	619.4
3/14/2016 19:00	0	0	644	590.3	590.3
3/14/2016 20:00	0	0	598.1	548.4	548.4
3/14/2016 21:00	0	0	603.9	554	554
3/14/2016 22:00	0	0	657.2	601.9	601.9
3/14/2016 23:00	0	0	538.9	494.5	494.5
3/15/2016 0:00	0	0	485.2	445.2	445.2
3/15/2016 1:00	0	0	499.1	457.1	457.1
3/15/2016 2:00	0	0	491.2	450.6	450.6
3/15/2016 3:00	0	0	550.9	505.3	505.3
3/15/2016 4:00	0	0	658.8	604.3	604.3
3/15/2016 5:00	0	0	652.6	598.1	598.1
3/15/2016 6:00	0	0	685.6	628.8	628.8
3/15/2016 7:00	0	0	602.9	552.2	552.2
3/15/2016 8:00	0	0	625.3	572.9	572.9
3/15/2016 9:00	0	0	623.2	570.6	570.6
3/15/2016 10:00	0	0	695.3	638	638
3/15/2016 11:00	0	0	705.5	647.5	647.5
3/15/2016 12:00	0	0	676.6	620.7	620.7
3/15/2016 13:00	0	0	603.3	553.2	553.2
3/15/2016 14:00	0	0	621.8	570.2	570.2
3/15/2016 15:00	0	0	596.6	547.1	547.1
3/15/2016 16:00	0	0	694.9	637.6	637.6

	Unit 1 (Part 75 Data)	Unit 1 (Part 60 Data)	Unit 2 (Part 75 Data)	Unit 2 (Part 60 Data)	Units 1&2 Combined
	SO2_LbPerHr	SO2_P60_LbPerHr	SO2_LbPerHr	SO2_P60_LbPerHr	(Part 60 Data)
	1H	1H	1H	1H	
Time	Value	Value	Value	Value	
3/15/2016 17:00	0	0	751.3	689.5	689.5
3/15/2016 18:00	0	0	675.5	619.5	619.5
3/15/2016 19:00	0	0	669.9	614.1	614.1
3/15/2016 20:00	0	0	646.9	593.7	593.7
3/15/2016 21:00	0	0	517.1	474.7	474.7
3/15/2016 22:00	0	0	484.9	444.4	444.4
3/15/2016 23:00	0	0	464.2	426	426
3/16/2016 0:00	0	0	510.1	468.1	468.1
3/16/2016 1:00	0	0	515.1	472.3	472.3
3/16/2016 2:00	0	0	479.7	439.9	439.9
3/16/2016 3:00	0	0	500	458.8	458.8
3/16/2016 4:00	0	0	482	442.5	442.5
3/16/2016 5:00	0	0	587.8	538.9	538.9
3/16/2016 6:00	0	0	674.8	618.4	618.4
3/16/2016 7:00	0	0	615.3	564.2	564.2
3/16/2016 8:00	0	0	653.8	599.6	599.6
3/16/2016 9:00	0	0	625.9	573.2	573.2
3/16/2016 10:00	0	0	626.1	573.3	573.3
3/16/2016 11:00	0	0	638.9	586	586
3/16/2016 12:00	0	0	559.1	511.7	511.7
3/16/2016 13:00	0	0	498.1	456.4	456.4
3/16/2016 14:00	0	0	449.8	411.8	411.8
3/16/2016 15:00	0	0	482.9	443.2	443.2
3/16/2016 16:00	0	0	542.4	497.3	497.3
3/16/2016 17:00	0	0	578.8	530.3	530.3
3/16/2016 18:00	0	0	566.8	520	520
3/16/2016 19:00	0	0	595.4	545.2	545.2
3/16/2016 20:00	0	0	610.3	558.7	558.7
3/16/2016 21:00	0	0	500.7	458.3	458.3
3/16/2016 22:00	0	0	362.8	332.8	332.8
3/16/2016 23:00	0	0	483	443.4	443.4
3/17/2016 0:00	0	0	519.9	476.4	476.4
3/17/2016 1:00	0	0	465.2	426	426
3/17/2016 2:00	0	0	475.3	436.2	436.2
3/17/2016 3:00	0	0	520	477.3	477.3
3/17/2016 4:00	0	0	508.5	466.1	466.1
3/17/2016 5:00	0	0	584.6	536.1	536.1
3/17/2016 6:00	0	0	711.9	653.3	653.3
3/17/2016 7:00	0	0	651.4	597.5	597.5
3/17/2016 8:00	0	0	692.7	634.4	634.4
3/17/2016 9:00	0	0	712.2	653.5	653.5
3/17/2016 10:00	0	0	671.1	614.4	614.4
3/17/2016 11:00	0	0	655.1	600.4	600.4
3/17/2016 12:00	0	0	643.8	590.9	590.9
3/17/2016 13:00	0	0	579.4	530.3	530.3
3/17/2016 14:00	0	0	515.4	471.8	471.8
3/17/2016 15:00	0	0	575.1	527.8	527.8
3/17/2016 16:00	0	0	680	623.2	623.2
3/17/2016 17:00	0	0	680.2	623.5	623.5
3/17/2016 18:00	0	0	640.9	588	588
3/17/2016 19:00	0	0	648.4	595	595
3/17/2016 20:00	0	0	634.5	580.9	580.9
3/17/2016 21:00	0	0	469	429.5	429.5
3/17/2016 22:00	0	0	520	477.2	477.2
3/17/2016 23:00	0	0	431.9	395.9	395.9
3/18/2016 0:00	0	0	519.7	476	476
3/18/2016 1:00	0	0	488.7	448.1	448.1
3/18/2016 2:00	0	0	482.2	441.6	441.6
3/18/2016 3:00	0	0	492.2	451.7	451.7
3/18/2016 4:00	0	0	513.7	470.5	470.5
3/18/2016 5:00	0	0	627.4	575.5	575.5
3/18/2016 6:00	0	0	769.1	704.4	704.4
3/18/2016 7:00	0	0	705.6	647.2	647.2
3/18/2016 8:00	0	0	657.1	602.3	602.3
3/18/2016 9:00	0	0	662.4	607.5	607.5

	Unit 1 (Part 75 Data)	Unit 1 (Part 60 Data)	Unit 2 (Part 75 Data)	Unit 2 (Part 60 Data)	Units 1&2 Combined
	SO2_LbPerHr	SO2_P60_LbPerHr	SO2_LbPerHr	SO2_P60_LbPerHr	(Part 60 Data)
	1H	1H	1H	1H	
Time	Value	Value	Value	Value	
3/18/2016 10:00	0	0	524.1	480.5	480.5
3/18/2016 11:00	0	0	733.1	672.6	672.6
3/18/2016 12:00	0	0	509	467.4	467.4
3/18/2016 13:00	0	0	197.6	180.5	180.5
3/18/2016 14:00	0	0	213.3	196.2	196.2
3/18/2016 15:00	0	0	255.4	234.4	234.4
3/18/2016 16:00	0	0	241.1	220.2	220.2
3/18/2016 17:00	0	0	237	218.1	218.1
3/18/2016 18:00	0	0	254	233.1	233.1
3/18/2016 19:00	0	0	617.1	565.5	565.5
3/18/2016 20:00	0	0	709.8	650	650
3/18/2016 21:00	0	0	564.5	516.8	516.8
3/18/2016 22:00	0	0	548.5	503.3	503.3
3/18/2016 23:00	0	0	413.2	379.4	379.4
3/19/2016 0:00	0	0	371.4	340.5	340.5
3/19/2016 1:00	0	0	433.1	397.3	397.3
3/19/2016 2:00	0	0	415.5	381.1	381.1
3/19/2016 3:00	0	0	422.8	387	387
3/19/2016 4:00	0	0	406	371.7	371.7
3/19/2016 5:00	0	0	427.2	391	391
3/19/2016 6:00	0	0	556.3	509.3	509.3
3/19/2016 7:00	0	0	640.3	587.5	587.5
3/19/2016 8:00	0	0	757.3	694.4	694.4
3/19/2016 9:00	0	0	737.4	676	676
3/19/2016 10:00	0	0	735.7	674.7	674.7
3/19/2016 11:00	0	0	747.7	684.6	684.6
3/19/2016 12:00	0	0	757	693.6	693.6
3/19/2016 13:00	0	0	758	694.9	694.9
3/19/2016 14:00	0	0	716.1	656.4	656.4
3/19/2016 15:00	0	0	717.8	658.3	658.3
3/19/2016 16:00	0	0	722.4	662.6	662.6
3/19/2016 17:00	0	0	680.9	623.4	623.4
3/19/2016 18:00	0	0	610.4	560.2	560.2
3/19/2016 19:00	0	0	667.4	611.3	611.3
3/19/2016 20:00	0	0	719.8	660.3	660.3
3/19/2016 21:00	0	0	793	727.6	727.6
3/19/2016 22:00	0	0	645.4	591.7	591.7
3/19/2016 23:00	0	0	484.7	443.8	443.8
3/20/2016 0:00	0	0	433.4	397.8	397.8
3/20/2016 1:00	0	0	419	384	384
3/20/2016 2:00	0	0	408	374.3	374.3
3/20/2016 3:00	0	0	374.2	343.5	343.5
3/20/2016 4:00	0	0	438.6	401.5	401.5
3/20/2016 5:00	0	0	386.1	354.6	354.6
3/20/2016 6:00	0	0	445.4	408.6	408.6
3/20/2016 7:00	0	0	570	523.3	523.3
3/20/2016 8:00	0	0	695	636.9	636.9
3/20/2016 9:00	0	0	691	633.4	633.4
3/20/2016 10:00	0	0	732.3	671.1	671.1
3/20/2016 11:00	0	0	716.9	657.6	657.6
3/20/2016 12:00	0	0	657.9	602.3	602.3
3/20/2016 13:00	0	0	704.6	645.2	645.2
3/20/2016 14:00	0	0	691.4	633.7	633.7
3/20/2016 15:00	0	0	642	588.2	588.2
3/20/2016 16:00	0	0	673	616.2	616.2
3/20/2016 17:00	0	0	672.2	615.6	615.6
3/20/2016 18:00	0	0	713.8	654.8	654.8
3/20/2016 19:00	0	0	835.3	765	765
3/20/2016 20:00	0	0	700.3	642.1	642.1
3/20/2016 21:00	0	0	766.5	702	702
3/20/2016 22:00	0	0	647.3	592.6	592.6
3/20/2016 23:00	0	0	561.6	514.4	514.4
3/21/2016 0:00	0	0	552.5	506.5	506.5
3/21/2016 1:00	0	0	521.6	477.9	477.9
3/21/2016 2:00	0	0	541.7	496	496

	Unit 1 (Part 75 Data)	Unit 1 (Part 60 Data)	Unit 2 (Part 75 Data)	Unit 2 (Part 60 Data)	Units 1&2 Combined
	SO2_LbPerHr	SO2_P60_LbPerHr	SO2_LbPerHr	SO2_P60_LbPerHr	(Part 60 Data)
	1H	1H	1H	1H	
Time	Value	Value	Value	Value	
3/21/2016 3:00	0	0	522.2	478.7	478.7
3/21/2016 4:00	0	0	563.9	517.5	517.5
3/21/2016 5:00	0	0	713.7	653.7	653.7
3/21/2016 6:00	0	0	1020.8	936.1	936.1
3/21/2016 7:00	0	0	735.3	673.3	673.3
3/21/2016 8:00	0	0	596.9	547.3	547.3
3/21/2016 9:00	0	0	626.5	564.7	564.7
3/21/2016 10:00	0	0	808.1	727.9	727.9
3/21/2016 11:00	0	0	868.2	781.4	781.4
3/21/2016 12:00	0	0	828.4	759.9	759.9
3/21/2016 13:00	0	0	739.1	676.6	676.6
3/21/2016 14:00	0	0	731.5	671.2	671.2
3/21/2016 15:00	0	0	747	684.8	684.8
3/21/2016 16:00	0	0	757.2	695	695
3/21/2016 17:00	0	0	768.5	704.3	704.3
3/21/2016 18:00	0	0	715.5	655.2	655.2
3/21/2016 19:00	0	0	675.3	619.7	619.7
3/21/2016 20:00	0	0	578.3	529.8	529.8
3/21/2016 21:00	0	0	572.1	524.2	524.2
3/21/2016 22:00	0	0	528.4	485	485
3/21/2016 23:00	0	0	528.5	484.4	484.4
3/22/2016 0:00	0	0	476	436.5	436.5
3/22/2016 1:00	0	0	446.6	409	409
3/22/2016 2:00	0	0	365.9	335.8	335.8
3/22/2016 3:00	0	0	320.9	293.9	293.9
3/22/2016 4:00	0	0	372.1	341.6	341.6
3/22/2016 5:00	0	0	541.2	496.5	496.5
3/22/2016 6:00	0	0	725	663.7	663.7
3/22/2016 7:00	0	0	600.8	540.3	540.3
3/22/2016 8:00	0	0	549.5	493.7	493.7
3/22/2016 9:00	0	0	649.5	583.7	583.7
3/22/2016 10:00	0	0	587.2	538.4	538.4
3/22/2016 11:00	0	0	749.5	687.5	687.5
3/22/2016 12:00	0	0	1219.6	1117.3	1117.3
3/22/2016 13:00	0	0	1176.8	1079.1	1079.1
3/22/2016 14:00	0	0	832.8	763.1	763.1
3/22/2016 15:00	0	0	841.4	771.8	771.8
3/22/2016 16:00	0	0	1063.4	974.6	974.6
3/22/2016 17:00	0	0	1014	928.8	928.8
3/22/2016 18:00	0	0	962.2	881.5	881.5
3/22/2016 19:00	0	0	797.3	730.4	730.4
3/22/2016 20:00	0	0	802.3	734.8	734.8
3/22/2016 21:00	0	0	652.5	598.5	598.5
3/22/2016 22:00	0	0	310.1	284.7	284.7
3/22/2016 23:00	0	0	276.5	253.1	253.1
3/23/2016 0:00	0	0	454.2	416.6	416.6
3/23/2016 1:00	0	0	418	383.3	383.3
3/23/2016 2:00	0	0	352.9	323.8	323.8
3/23/2016 3:00	0	0	364.2	334.1	334.1
3/23/2016 4:00	0	0	347.9	319.2	319.2
3/23/2016 5:00	0	0	449.5	412.6	412.6
3/23/2016 6:00	0	0	641.8	588.6	588.6
3/23/2016 7:00	0	0	864.5	791.9	791.9
3/23/2016 8:00	0	0	889.5	815	815
3/23/2016 9:00	0	0	854.1	783.2	783.2
3/23/2016 10:00	0	0	879.9	805.8	805.8
3/23/2016 11:00	0	0	892.4	818.7	818.7
3/23/2016 12:00	0	0	907.2	831.2	831.2
3/23/2016 13:00	0	0	891.5	817.8	817.8
3/23/2016 14:00	0	0	864.7	792.5	792.5
3/23/2016 15:00	0	0	894	819.3	819.3
3/23/2016 16:00	0	0	875.7	802.9	802.9
3/23/2016 17:00	0	0	881.9	808.7	808.7
3/23/2016 18:00	0	0	946	867.5	867.5
3/23/2016 19:00	0	0	1001.2	917.1	917.1

	Unit 1 (Part 75 Data)	Unit 1 (Part 60 Data)	Unit 2 (Part 75 Data)	Unit 2 (Part 60 Data)	Units 1&2 Combined
	SO2_LbPerHr	SO2_P60_LbPerHr	SO2_LbPerHr	SO2_P60_LbPerHr	(Part 60 Data)
	1H	1H	1H	1H	
Time	Value	Value	Value	Value	
3/23/2016 20:00	0	0	774.3	709.9	709.9
3/23/2016 21:00	0	0	844.1	773.8	773.8
3/23/2016 22:00	0	0	907.5	832.7	832.7
3/23/2016 23:00	0	0	873.1	800	800
3/24/2016 0:00	0	0	759.3	696	696
3/24/2016 1:00	0	0	753.5	690.2	690.2
3/24/2016 2:00	0	0	807.2	740.1	740.1
3/24/2016 3:00	0.9	0	799.8	733	733
3/24/2016 4:00	0	0	739.1	678.1	678.1
3/24/2016 5:00	0	0	779.2	713.8	713.8
3/24/2016 6:00	0	0	885.9	811.9	811.9
3/24/2016 7:00	0	0	979.9	898.9	898.9
3/24/2016 8:00	0	0	1054.9	966.1	966.1
3/24/2016 9:00	0	0	1062.2	972.8	972.8
3/24/2016 10:00	0	0	894.9	805.6	805.6
3/24/2016 11:00	0	0	937.1	843.6	843.6
3/24/2016 12:00	59.5	53.6	1116.2	1022.5	1076.1
3/24/2016 13:00	63.3	57.4	1130.4	1036.4	1093.8
3/24/2016 14:00	66	60	1047.5	959.5	1019.5
3/24/2016 15:00	117.4	106.2	958.5	878.6	984.8
3/24/2016 16:00	99.9	90.4	983.8	902.1	992.5
3/24/2016 17:00	126.7	114.4	1002.3	919.1	1033.5
3/24/2016 18:00	366.6	331.7	1028	942.8	1274.5
3/24/2016 19:00	424.3	384	1007.2	923.4	1307.4
3/24/2016 20:00	200.7	181.9	895.2	819.9	1001.8
3/24/2016 21:00	348.6	316	825.6	756.4	1072.4
3/24/2016 22:00	490.2	443.5	754.8	692.1	1135.6
3/24/2016 23:00	592.8	536.6	734	673.4	1210
3/25/2016 0:00	471.4	426.7	622.5	570.5	997.2
3/25/2016 1:00	428.9	388	625.2	572.6	960.6
3/25/2016 2:00	430.4	390.1	557.2	511.3	901.4
3/25/2016 3:00	437.7	396.2	441.6	405.2	801.4
3/25/2016 4:00	475.5	430.8	436.4	400.1	830.9
3/25/2016 5:00	490.1	443.8	424	388.7	832.5
3/25/2016 6:00	862.4	781.8	542	496.7	1278.5
3/25/2016 7:00	987	893.3	622.6	570.4	1463.7
3/25/2016 8:00	924.6	837.7	623.1	571.3	1409
3/25/2016 9:00	766.3	694.6	912.5	836.6	1531.2
3/25/2016 10:00	860.3	779	264.7	242.8	1021.8
3/25/2016 11:00	744.3	674.1	748.9	686.5	1360.6
3/25/2016 12:00	778.5	704.9	379.8	348.3	1053.2
3/25/2016 13:00	595.9	540.1	955.2	875	1415.1
3/25/2016 14:00	557.2	504	286.1	262	766
3/25/2016 15:00	665.5	602.3	296.5	272.3	874.6
3/25/2016 16:00	570.1	516.2	715.3	655.5	1171.7
3/25/2016 17:00	588.8	533.9	616.6	564.5	1098.4
3/25/2016 18:00	608.6	551.9	667.8	612	1163.9
3/25/2016 19:00	702.2	635.5	612.6	561.8	1197.3
3/25/2016 20:00	720.6	653.3	490.3	449	1102.3
3/25/2016 21:00	711	644.7	484.6	444.6	1089.3
3/25/2016 22:00	562.7	509.8	517.5	474.9	984.7
3/25/2016 23:00	663.2	601	339.7	312	913
3/26/2016 0:00	569.6	516.7	360.1	330.2	846.9
3/26/2016 1:00	490.5	444	338.6	309.9	753.9
3/26/2016 2:00	498.8	451.3	323.1	296.8	748.1
3/26/2016 3:00	531.6	481.6	461.4	423	904.6
3/26/2016 4:00	576.2	521.3	484.6	444.5	965.8
3/26/2016 5:00	586.7	531.9	523.5	479.7	1011.6
3/26/2016 6:00	745.9	676.1	590	541	1217.1
3/26/2016 7:00	711.9	644.9	537.6	492.2	1137.1
3/26/2016 8:00	738.9	668.8	597.3	548.3	1217.1
3/26/2016 9:00	732.5	663.1	728.4	668.3	1331.4
3/26/2016 10:00	744.6	673.8	792.1	726.7	1400.5
3/26/2016 11:00	656.9	594.3	748.7	686.9	1281.2
3/26/2016 12:00	615.6	558.1	835.7	766.4	1324.5

	Unit 1 (Part 75 Data)	Unit 1 (Part 60 Data)	Unit 2 (Part 75 Data)	Unit 2 (Part 60 Data)	Units 1&2 Combined
	SO2_LbPerHr	SO2_P60_LbPerHr	SO2_LbPerHr	SO2_P60_LbPerHr	(Part 60 Data)
	1H	1H	1H	1H	
Time	Value	Value	Value	Value	
3/26/2016 13:00	680.2	615.9	814	746.6	1362.5
3/26/2016 14:00	660.3	597.8	731.4	669.7	1267.5
3/26/2016 15:00	737.1	667.3	806.8	739.1	1406.4
3/26/2016 16:00	786.9	712.7	925.7	849	1561.7
3/26/2016 17:00	584.7	529.1	900.1	825.1	1354.2
3/26/2016 18:00	625.2	566.7	898.9	824	1390.7
3/26/2016 19:00	685.2	620.9	900	824.9	1445.8
3/26/2016 20:00	609.9	553	911.3	834.6	1387.6
3/26/2016 21:00	556.4	504.3	743.2	681.2	1185.5
3/26/2016 22:00	797	721.5	503.1	460.9	1182.4
3/26/2016 23:00	621.3	562.6	413.6	379	941.6
3/27/2016 0:00	544.7	493.1	467	428	921.1
3/27/2016 1:00	544.7	493.2	419	384.1	877.3
3/27/2016 2:00	528.6	478.7	356.2	326.9	805.6
3/27/2016 3:00	466.6	422.1	311.3	284.8	706.9
3/27/2016 4:00	501	454.2	312.3	286.6	740.8
3/27/2016 5:00	423.8	383.4	309.4	283	666.4
3/27/2016 6:00	496.8	450.4	269.9	247.4	697.8
3/27/2016 7:00	715.2	647.4	393.8	360.9	1008.3
3/27/2016 8:00	729.9	661.1	445.6	408.9	1070
3/27/2016 9:00	559.1	506.3	228.8	209.3	715.6
3/27/2016 10:00	415.6	377.2	189.6	173.6	550.8
3/27/2016 11:00	408	369.3	149.3	136.9	506.2
3/27/2016 12:00	249	226.1	150.2	137.7	363.8
3/27/2016 13:00	91.6	82.6	146.9	134.3	216.9
3/27/2016 14:00	1.4	1.4	191.7	175.6	177
3/27/2016 15:00	0	0	313.5	286.7	286.7
3/27/2016 16:00	0	0	554.6	507.9	507.9
3/27/2016 17:00	30.6	27.7	818.6	750.6	778.3
3/27/2016 18:00	240.5	217.2	900.1	824.8	1042
3/27/2016 19:00	867.2	784.9	1133.5	1039.2	1824.1
3/27/2016 20:00	1000	905.8	1071.4	982.3	1888.1
3/27/2016 21:00	808.5	732.9	967.3	886.7	1619.6
3/27/2016 22:00	591.8	536.1	563.3	517	1053.1
3/27/2016 23:00	574.2	520.1	486.6	445.8	965.9
3/28/2016 0:00	521.6	472	374.8	344	816
3/28/2016 1:00	464	419.8	427.3	392.1	811.9
3/28/2016 2:00	481.1	435.4	456.5	418.4	853.8
3/28/2016 3:00	624.9	565.8	505.3	462.8	1028.6
3/28/2016 4:00	795.6	720	661.6	605.8	1325.8
3/28/2016 5:00	880	797.8	936.3	858.1	1655.9
3/28/2016 6:00	1036.5	938.1	968	887.9	1826
3/28/2016 7:00	1153.5	1045.6	1172.8	1074.8	2120.4
3/28/2016 8:00	747	676.4	1356	1242.6	1919
3/28/2016 9:00	523.5	474.7	1708.3	1566.4	2041.1
3/28/2016 10:00	605	548.6	2043.4	1872.1	2420.7
3/28/2016 11:00	482.8	437.4	1557.3	1427.3	1864.7
3/28/2016 12:00	533.5	483.1	1030.6	944	1427.1
3/28/2016 13:00	573.9	519.2	1247.6	1143.7	1662.9
3/28/2016 14:00	623.6	565.4	948.1	868.8	1434.2
3/28/2016 15:00	615.6	557.7	828.7	759	1316.7
3/28/2016 16:00	648.1	586.7	967.1	886.8	1473.5
3/28/2016 17:00	588	532.2	954.9	875.5	1407.7
3/28/2016 18:00	587.7	532.8	913.1	836.4	1369.2
3/28/2016 19:00	529.1	478.8	915.1	838.8	1317.6
3/28/2016 20:00	562.4	509.2	938.6	860.2	1369.4
3/28/2016 21:00	545.8	494.4	886.5	813.2	1307.6
3/28/2016 22:00	556.5	503.7	933.7	855.4	1359.1
3/28/2016 23:00	445.5	403.6	695.8	637.4	1041
3/29/2016 0:00	562.7	509.8	812.6	745.3	1255.1
3/29/2016 1:00	533.7	483	643.2	589.6	1072.6
3/29/2016 2:00	616.5	558.2	674.3	617.9	1176.1
3/29/2016 3:00	614.1	556.5	719	659.1	1215.6
3/29/2016 4:00	575	520.3	722.5	663	1183.3
3/29/2016 5:00	725.5	656.8	935.9	857.3	1514.1

	Unit 1 (Part 75 Data)	Unit 1 (Part 60 Data)	Unit 2 (Part 75 Data)	Unit 2 (Part 60 Data)	Units 1&2 Combined
	SO2_LbPerHr	SO2_P60_LbPerHr	SO2_LbPerHr	SO2_P60_LbPerHr	(Part 60 Data)
	1H	1H	1H	1H	
Time	Value	Value	Value	Value	
3/29/2016 6:00	551.1	499	848.3	777.1	1276.1
3/29/2016 7:00	825.5	747.1	731.1	669.5	1416.6
3/29/2016 8:00	636.4	576.7	634	581	1157.7
3/29/2016 9:00	665.1	601.8	800.3	733.9	1335.7
3/29/2016 10:00	486.5	440.2	358.6	329.1	769.3
3/29/2016 11:00	733.8	665.2	450.3	412.4	1077.6
3/29/2016 12:00	634.5	574.8	470.8	431.8	1006.6
3/29/2016 13:00	747.9	678.1	653.6	598.4	1276.5
3/29/2016 14:00	637.5	577.2	815.4	747.2	1324.4
3/29/2016 15:00	675.8	611.4	856.3	784.6	1396
3/29/2016 16:00	701.3	635.6	989.6	907.6	1543.2
3/29/2016 17:00	555.5	502.7	881.3	807.2	1309.9
3/29/2016 18:00	714.1	646.2	861.8	790	1436.2
3/29/2016 19:00	710.4	643.6	878.8	806.3	1449.9
3/29/2016 20:00	728.1	659.8	873.7	801.6	1461.4
3/29/2016 21:00	594	538.1	820.8	752.2	1290.3
3/29/2016 22:00	682.4	618.2	499.3	458.1	1076.3
3/29/2016 23:00	684.1	620	343.4	315.2	935.2
3/30/2016 0:00	495.4	449.4	295.9	271.7	721.1
3/30/2016 1:00	715.2	647.6	0	0	647.6
3/30/2016 2:00	872.2	790.4	0	0	790.4
3/30/2016 3:00	1017	921.5	0	0	921.5
3/30/2016 4:00	776.1	702.7	0	0	702.7
3/30/2016 5:00	687.4	622	0	0	622
3/30/2016 6:00	849.8	769.6	0	0	769.6
3/30/2016 7:00	607.9	550.3	0	0	550.3
3/30/2016 8:00	755.7	683.9	0	0	683.9
3/30/2016 9:00	886.5	803.6	0	0	803.6
3/30/2016 10:00	541.7	490.8	0	0	490.8
3/30/2016 11:00	776.6	702.9	0	0	702.9
3/30/2016 12:00	728.4	659.1	0	0	659.1
3/30/2016 13:00	597.2	540.9	0	0	540.9
3/30/2016 14:00	629.8	570.1	0	0	570.1
3/30/2016 15:00	629.9	570.3	0	0	570.3
3/30/2016 16:00	608.1	551.2	0	0	551.2
3/30/2016 17:00	725.2	657.4	0	0	657.4
3/30/2016 18:00	682.2	617.6	0	0	617.6
3/30/2016 19:00	841.5	762.1	0	0	762.1
3/30/2016 20:00	637.7	577.1	0	0	577.1
3/30/2016 21:00	712.9	645.4	0	0	645.4
3/30/2016 22:00	630.8	571.8	0	0	571.8
3/30/2016 23:00	523.5	473.9	0	0	473.9
3/31/2016 0:00	518.8	469.6	0	0	469.6
3/31/2016 1:00	493.7	447.7	0	0	447.7
3/31/2016 2:00	485.3	439.3	0	0	439.3
3/31/2016 3:00	519.5	470.6	0	0	470.6
3/31/2016 4:00	568.7	515.5	0	0	515.5
3/31/2016 5:00	639.1	579.2	0	0	579.2
3/31/2016 6:00	659.6	596.8	0	0	596.8
3/31/2016 7:00	777.6	704.4	0	0	704.4
3/31/2016 8:00	734.5	664.9	0	0	664.9
3/31/2016 9:00	711.7	644.7	0	0	644.7
3/31/2016 10:00	899.2	814.1	0	0	814.1
3/31/2016 11:00	914.3	828.3	0	0	828.3
3/31/2016 12:00	852.3	771.4	0	0	771.4
3/31/2016 13:00	1069.3	968.5	0	0	968.5
3/31/2016 14:00	770	698.3	0	0	698.3
3/31/2016 15:00	692.9	628.2	0	0	628.2
3/31/2016 16:00	750	679.5	0	0	679.5
3/31/2016 17:00	663.8	600.7	0	0	600.7
3/31/2016 18:00	706.8	641	0	0	641
3/31/2016 19:00	672.8	610.2	0	0	610.2
3/31/2016 20:00	671.3	607.7	0	0	607.7
3/31/2016 21:00	658.6	596.5	0	0	596.5
3/31/2016 22:00	526.6	476.5	0	0	476.5

	Unit 1 (Part 75 Data)	Unit 1 (Part 60 Data)	Unit 2 (Part 75 Data)	Unit 2 (Part 60 Data)	Units 1&2 Combined
	SO2_LbPerHr	SO2_P60_LbPerHr	SO2_LbPerHr	SO2_P60_LbPerHr	(Part 60 Data)
	1H	1H	1H	1H	
Time	Value	Value	Value	Value	
3/31/2016 23:00	611.1	553.7	0	0	553.7
4/1/2016 0:00	558.5	506.4	0	0	506.4
4/1/2016 1:00	487.8	442.2	0	0	442.2
4/1/2016 2:00	522.1	473.2	0	0	473.2
4/1/2016 3:00	658	596.5	0	0	596.5
4/1/2016 4:00	619	561.2	0	0	561.2
4/1/2016 5:00	627.7	568.9	0	0	568.9
4/1/2016 6:00	812	735.7	0	0	735.7
4/1/2016 7:00	852.7	772.6	0	0	772.6
4/1/2016 8:00	887.8	803.9	0	0	803.9
4/1/2016 9:00	729.7	661.6	0	0	661.6
4/1/2016 10:00	706.7	639.4	0	0	639.4
4/1/2016 11:00	909.2	822.9	0	0	822.9
4/1/2016 12:00	791.1	717.2	0	0	717.2
4/1/2016 13:00	615.2	556.6	0	0	556.6
4/1/2016 14:00	840.2	760.9	0	0	760.9
4/1/2016 15:00	657.8	595.6	0	0	595.6
4/1/2016 16:00	774.1	701.2	0	0	701.2
4/1/2016 17:00	662	600.6	0	0	600.6
4/1/2016 18:00	572.9	518.5	0	0	518.5
4/1/2016 19:00	743.5	673.3	0	0	673.3
4/1/2016 20:00	791.5	716.9	0	0	716.9
4/1/2016 21:00	607.6	549.7	0	0	549.7
4/1/2016 22:00	605.9	549.2	0	0	549.2
4/1/2016 23:00	536.7	486.3	0	0	486.3
4/2/2016 0:00	560.7	508.4	0	0	508.4
4/2/2016 1:00	417.1	377.2	0	0	377.2
4/2/2016 2:00	451.3	408.9	0	0	408.9
4/2/2016 3:00	426.8	386.2	0	0	386.2
4/2/2016 4:00	488.9	442.2	0	0	442.2
4/2/2016 5:00	443.4	401.3	0	0	401.3
4/2/2016 6:00	524.3	475.4	0	0	475.4
4/2/2016 7:00	578	523	0	0	523
4/2/2016 8:00	601.6	545.5	0	0	545.5
4/2/2016 9:00	514.3	466.5	0	0	466.5
4/2/2016 10:00	609.9	552.4	0	0	552.4
4/2/2016 11:00	536.9	486.3	0	0	486.3
4/2/2016 12:00	563	509.7	0	0	509.7
4/2/2016 13:00	542	490.3	0	0	490.3
4/2/2016 14:00	534.1	484.5	0	0	484.5
4/2/2016 15:00	514.4	466	0	0	466
4/2/2016 16:00	623.4	564.7	0	0	564.7
4/2/2016 17:00	431.4	391.4	0	0	391.4
4/2/2016 18:00	659.6	597.7	0	0	597.7
4/2/2016 19:00	663.7	601.8	0	0	601.8
4/2/2016 20:00	649.2	588.4	0	0	588.4
4/2/2016 21:00	420.3	380.6	0	0	380.6
4/2/2016 22:00	645.6	584.5	0	0	584.5
4/2/2016 23:00	659.6	597.5	0	0	597.5
4/3/2016 0:00	480.7	434.7	0	0	434.7
4/3/2016 1:00	552.5	500.4	0	0	500.4
4/3/2016 2:00	583.2	528.9	0	0	528.9
4/3/2016 3:00	526.3	476.6	0	0	476.6
4/3/2016 4:00	530.4	480.6	0	0	480.6
4/3/2016 5:00	700.9	635.6	0	0	635.6
4/3/2016 6:00	551.3	498.7	0	0	498.7
4/3/2016 7:00	670.3	607	0	0	607
4/3/2016 8:00	791.4	717.2	0	0	717.2
4/3/2016 9:00	540.2	489	0	0	489
4/3/2016 10:00	496.2	450.1	0	0	450.1
4/3/2016 11:00	741.8	672.1	0	0	672.1
4/3/2016 12:00	524.9	474.8	0	0	474.8
4/3/2016 13:00	479.2	433.7	0	0	433.7
4/3/2016 14:00	464.8	421.4	0	0	421.4
4/3/2016 15:00	578.3	524.1	0	0	524.1

	Unit 1 (Part 75 Data)	Unit 1 (Part 60 Data)	Unit 2 (Part 75 Data)	Unit 2 (Part 60 Data)	Units 1&2 Combined
	SO2_LbPerHr	SO2_P60_LbPerHr	SO2_LbPerHr	SO2_P60_LbPerHr	(Part 60 Data)
	1H	1H	1H	1H	
Time	Value	Value	Value	Value	
4/3/2016 16:00	526	476.2	0	0	476.2
4/3/2016 17:00	529.3	479	0	0	479
4/3/2016 18:00	629.5	570.7	0	0	570.7
4/3/2016 19:00	663.9	601.2	0	0	601.2
4/3/2016 20:00	531.6	481.1	0	0	481.1
4/3/2016 21:00	639.4	578.5	0	0	578.5
4/3/2016 22:00	549.1	497.6	0	0	497.6
4/3/2016 23:00	610.6	552.5	0	0	552.5
4/4/2016 0:00	441.4	400.3	0	0	400.3
4/4/2016 1:00	546.7	495.4	0	0	495.4
4/4/2016 2:00	416	376.6	0	0	376.6
4/4/2016 3:00	477.6	432.9	0	0	432.9
4/4/2016 4:00	571	517.2	0	0	517.2
4/4/2016 5:00	659.3	597	0	0	597
4/4/2016 6:00	703	636.9	0	0	636.9
4/4/2016 7:00	651	590	0	0	590
4/4/2016 8:00	595.2	539.7	0	0	539.7
4/4/2016 9:00	780.3	707.4	0	0	707.4
4/4/2016 10:00	856.8	776.3	0	0	776.3
4/4/2016 11:00	692.9	628.2	0	0	628.2
4/4/2016 12:00	611.4	554.2	0	0	554.2
4/4/2016 13:00	586.7	531	0	0	531
4/4/2016 14:00	695.5	629.3	0	0	629.3
4/4/2016 15:00	785.9	711.3	0	0	711.3
4/4/2016 16:00	681.6	617.1	0	0	617.1
4/4/2016 17:00	802.2	727.4	0	0	727.4
4/4/2016 18:00	641.2	581.2	0	0	581.2
4/4/2016 19:00	645.7	585.3	0	0	585.3
4/4/2016 20:00	695.7	630	0	0	630
4/4/2016 21:00	678.6	615.4	0	0	615.4
4/4/2016 22:00	650.6	588.5	0	0	588.5
4/4/2016 23:00	541.3	490.1	0	0	490.1
4/5/2016 0:00	481.2	436	0	0	436
4/5/2016 1:00	614.8	557.2	0	0	557.2
4/5/2016 2:00	527.1	478.3	0	0	478.3
4/5/2016 3:00	921.3	834.1	0	0	834.1
4/5/2016 4:00	561.1	508.9	0	0	508.9
4/5/2016 5:00	581.8	526.2	0	0	526.2
4/5/2016 6:00	868.8	786.1	0	0	786.1
4/5/2016 7:00	704.1	638.1	0	0	638.1
4/5/2016 8:00	735.3	666.3	0	0	666.3
4/5/2016 9:00	961.9	871.4	0	0	871.4
4/5/2016 10:00	889.7	806.4	0	0	806.4
4/5/2016 11:00	831.3	753.5	0	0	753.5
4/5/2016 12:00	835.6	756.9	0	0	756.9
4/5/2016 13:00	902.5	817.5	0	0	817.5
4/5/2016 14:00	650.2	588.9	0	0	588.9
4/5/2016 15:00	783.4	709	0	0	709
4/5/2016 16:00	709.7	642.2	0	0	642.2
4/5/2016 17:00	716.3	648.9	0	0	648.9
4/5/2016 18:00	765.1	693.2	0	0	693.2
4/5/2016 19:00	997.8	904.5	0	0	904.5
4/5/2016 20:00	926.7	839.4	0	0	839.4
4/5/2016 21:00	529.4	480.2	0	0	480.2
4/5/2016 22:00	618.1	560.2	0	0	560.2
4/5/2016 23:00	746.7	676.1	0	0	676.1
4/6/2016 0:00	643.1	582.5	0	0	582.5
4/6/2016 1:00	704.4	638.6	0	0	638.6
4/6/2016 2:00	776.7	704.1	0	0	704.1
4/6/2016 3:00	765.3	693.3	0	0	693.3
4/6/2016 4:00	741.6	671.6	0	0	671.6
4/6/2016 5:00	1039.7	941.1	0	0	941.1
4/6/2016 6:00	767.9	696.3	0	0	696.3
4/6/2016 7:00	526	475.9	0	0	475.9
4/6/2016 8:00	559.3	505.9	0	0	505.9

	Unit 1 (Part 75 Data)	Unit 1 (Part 60 Data)	Unit 2 (Part 75 Data)	Unit 2 (Part 60 Data)	Units 1&2 Combined
	SO2_LbPerHr	SO2_P60_LbPerHr	SO2_LbPerHr	SO2_P60_LbPerHr	(Part 60 Data)
	1H	1H	1H	1H	
Time	Value	Value	Value	Value	
4/6/2016 9:00	963.5	872.3	0	0	872.3
4/6/2016 10:00	804.3	728.9	0	0	728.9
4/6/2016 11:00	719.7	652.1	0	0	652.1
4/6/2016 12:00	824.2	747.2	0	0	747.2
4/6/2016 13:00	920.9	833.9	0	0	833.9
4/6/2016 14:00	570.3	516.6	0	0	516.6
4/6/2016 15:00	862.1	780.6	0	0	780.6
4/6/2016 16:00	843.4	764.5	0	0	764.5
4/6/2016 17:00	834.6	755.5	0	0	755.5
4/6/2016 18:00	914	827.5	0	0	827.5
4/6/2016 19:00	751.7	680.3	0	0	680.3
4/6/2016 20:00	817.3	741	0	0	741
4/6/2016 21:00	779	706.2	0	0	706.2
4/6/2016 22:00	574.9	520.7	0	0	520.7
4/6/2016 23:00	620.5	562.1	0	0	562.1
4/7/2016 0:00	493.8	447.3	0	0	447.3
4/7/2016 1:00	508.8	460.3	0	0	460.3
4/7/2016 2:00	570.5	517	0	0	517
4/7/2016 3:00	629.3	570.3	0	0	570.3
4/7/2016 4:00	648.3	586.7	0	0	586.7
4/7/2016 5:00	736.6	667.2	0	0	667.2
4/7/2016 6:00	930.7	842.5	0	0	842.5
4/7/2016 7:00	752.9	681.2	0	0	681.2
4/7/2016 8:00	1056.8	956.5	0	0	956.5
4/7/2016 9:00	919.8	833.2	0	0	833.2
4/7/2016 10:00	874.5	792.4	0	0	792.4
4/7/2016 11:00	775.2	701.7	0	0	701.7
4/7/2016 12:00	1329	1204.1	0	0	1204.1
4/7/2016 13:00	772.6	700.2	0	0	700.2
4/7/2016 14:00	679.3	615.4	0	0	615.4
4/7/2016 15:00	972.5	880.7	0	0	880.7
4/7/2016 16:00	799	723.3	0	0	723.3
4/7/2016 17:00	796.4	721	0	0	721
4/7/2016 18:00	1082.4	980.9	0	0	980.9
4/7/2016 19:00	1027.6	930.1	0	0	930.1
4/7/2016 20:00	931.5	844.7	0	0	844.7
4/7/2016 21:00	947	858.7	0	0	858.7
4/7/2016 22:00	723.1	655.4	0	0	655.4
4/7/2016 23:00	737.1	667.1	0	0	667.1
4/8/2016 0:00	1147.9	1040.5	0	0	1040.5
4/8/2016 1:00	731.4	662.8	0	0	662.8
4/8/2016 2:00	709.1	642.3	0	0	642.3
4/8/2016 3:00	731.3	662.2	0	0	662.2
4/8/2016 4:00	681.6	618	0	0	618
4/8/2016 5:00	683	618.8	0	0	618.8
4/8/2016 6:00	936.5	847.6	0	0	847.6
4/8/2016 7:00	770.4	697.4	0	0	697.4
4/8/2016 8:00	708.8	642.6	0	0	642.6
4/8/2016 9:00	1197.1	1085.2	0	0	1085.2
4/8/2016 10:00	931.5	843.6	0	0	843.6
4/8/2016 11:00	813.6	737.3	0	0	737.3
4/8/2016 12:00	927.8	841.3	0	0	841.3
4/8/2016 13:00	1013.7	918.7	0	0	918.7
4/8/2016 14:00	821.2	744.5	0	0	744.5
4/8/2016 15:00	1039	941.9	0	0	941.9
4/8/2016 16:00	796.5	720.7	0	0	720.7
4/8/2016 17:00	852.6	771.9	0	0	771.9
4/8/2016 18:00	937.3	848.1	0	0	848.1
4/8/2016 19:00	1050.8	951	0	0	951
4/8/2016 20:00	802.3	727.6	0	0	727.6
4/8/2016 21:00	888.1	804.6	0	0	804.6
4/8/2016 22:00	996.1	901.5	0	0	901.5
4/8/2016 23:00	660.2	597.2	0	0	597.2
4/9/2016 0:00	793.5	719.5	0	0	719.5
4/9/2016 1:00	826	748.4	0	0	748.4

	Unit 1 (Part 75 Data)	Unit 1 (Part 60 Data)	Unit 2 (Part 75 Data)	Unit 2 (Part 60 Data)	Units 1&2 Combined
	SO2_LbPerHr	SO2_P60_LbPerHr	SO2_LbPerHr	SO2_P60_LbPerHr	(Part 60 Data)
	1H	1H	1H	1H	
Time	Value	Value	Value	Value	
4/9/2016 2:00	850.3	769.9	0	0	769.9
4/9/2016 3:00	751.9	680.4	0	0	680.4
4/9/2016 4:00	789.3	715.3	0	0	715.3
4/9/2016 5:00	881.2	798.7	0	0	798.7
4/9/2016 6:00	900.2	815.9	0	0	815.9
4/9/2016 7:00	1028.2	932.2	0	0	932.2
4/9/2016 8:00	822.1	744.8	0	0	744.8
4/9/2016 9:00	835.8	756.3	0	0	756.3
4/9/2016 10:00	962.3	871.9	0	0	871.9
4/9/2016 11:00	886.9	802.9	0	0	802.9
4/9/2016 12:00	876.2	793.3	0	0	793.3
4/9/2016 13:00	921.7	834.8	0	0	834.8
4/9/2016 14:00	706.4	640.8	0	0	640.8
4/9/2016 15:00	788.7	714.5	0	0	714.5
4/9/2016 16:00	941.4	852	0	0	852
4/9/2016 17:00	667.7	605	0	0	605
4/9/2016 18:00	896.8	811.6	0	0	811.6
4/9/2016 19:00	1024.1	927.6	0	0	927.6
4/9/2016 20:00	870	787.9	0	0	787.9
4/9/2016 21:00	891.8	808.6	0	0	808.6
4/9/2016 22:00	895.1	810.5	0	0	810.5
4/9/2016 23:00	827.1	748.9	0	0	748.9
4/10/2016 0:00	1073.6	972.2	0	0	972.2
4/10/2016 1:00	890.6	805.8	0	0	805.8
4/10/2016 2:00	865.9	785	0	0	785
4/10/2016 3:00	998.9	905.4	0	0	905.4
4/10/2016 4:00	918	831.9	0	0	831.9
4/10/2016 5:00	827.6	749.6	0	0	749.6
4/10/2016 6:00	1010.2	915.3	0	0	915.3
4/10/2016 7:00	855.4	775	0	0	775
4/10/2016 8:00	783.2	708.9	0	0	708.9
4/10/2016 9:00	769	697	0	0	697
4/10/2016 10:00	802.8	726.7	0	0	726.7
4/10/2016 11:00	806.8	731.2	0	0	731.2
4/10/2016 12:00	738.3	668.4	0	0	668.4
4/10/2016 13:00	851.7	771.6	0	0	771.6
4/10/2016 14:00	933.7	845.4	0	0	845.4
4/10/2016 15:00	724	656.5	0	0	656.5
4/10/2016 16:00	802.4	726.5	0	0	726.5
4/10/2016 17:00	894.5	810	0	0	810
4/10/2016 18:00	1041.3	942.9	0	0	942.9
4/10/2016 19:00	994.2	899.7	0	0	899.7
4/10/2016 20:00	817.2	739.6	0	0	739.6
4/10/2016 21:00	716	648.8	0	0	648.8
4/10/2016 22:00	706	639.7	0	0	639.7
4/10/2016 23:00	763.3	691.1	0	0	691.1
4/11/2016 0:00	777.4	704.6	0	0	704.6
4/11/2016 1:00	731.7	662.1	0	0	662.1
4/11/2016 2:00	849.8	769.8	0	0	769.8
4/11/2016 3:00	1007.4	912.9	0	0	912.9
4/11/2016 4:00	940.7	852.2	0	0	852.2
4/11/2016 5:00	835.4	756.8	0	0	756.8
4/11/2016 6:00	935.7	848.2	0	0	848.2
4/11/2016 7:00	1017.9	921.8	0	0	921.8
4/11/2016 8:00	992.2	898.2	0	0	898.2
4/11/2016 9:00	986.3	893.7	0	0	893.7
4/11/2016 10:00	938.7	850.6	0	0	850.6
4/11/2016 11:00	821.1	743	0	0	743
4/11/2016 12:00	998.8	905.2	0	0	905.2
4/11/2016 13:00	1046.4	947.7	0	0	947.7
4/11/2016 14:00	855.3	774.4	0	0	774.4
4/11/2016 15:00	984.2	891.8	0	0	891.8
4/11/2016 16:00	1117.1	1011	0	0	1011
4/11/2016 17:00	859.2	778.5	0	0	778.5
4/11/2016 18:00	717.3	649	0	0	649

	Unit 1 (Part 75 Data)	Unit 1 (Part 60 Data)	Unit 2 (Part 75 Data)	Unit 2 (Part 60 Data)	Units 1&2 Combined
	SO2_LbPerHr	SO2_P60_LbPerHr	SO2_LbPerHr	SO2_P60_LbPerHr	(Part 60 Data)
	1H	1H	1H	1H	
Time	Value	Value	Value	Value	
4/11/2016 19:00	1088.7	986.6	0	0	986.6
4/11/2016 20:00	1021.5	925.9	0	0	925.9
4/11/2016 21:00	776	702.1	0	0	702.1
4/11/2016 22:00	597.1	541.6	0	0	541.6
4/11/2016 23:00	653.5	591.9	0	0	591.9
4/12/2016 0:00	779.8	706.9	0	0	706.9
4/12/2016 1:00	681.1	617	0	0	617
4/12/2016 2:00	736.7	667.8	0	0	667.8
4/12/2016 3:00	828.8	751.1	0	0	751.1
4/12/2016 4:00	819.2	741.7	0	0	741.7
4/12/2016 5:00	839.2	760.6	0	0	760.6
4/12/2016 6:00	1046.7	948.9	0	0	948.9
4/12/2016 7:00	811.2	734.7	0	0	734.7
4/12/2016 8:00	888.9	804.5	0	0	804.5
4/12/2016 9:00	1113.4	1008	0	0	1008
4/12/2016 10:00	926.3	839.8	0	0	839.8
4/12/2016 11:00	825.1	747.1	0	0	747.1
4/12/2016 12:00	1037.5	938.8	0	0	938.8
4/12/2016 13:00	1058.6	958.9	0	0	958.9
4/12/2016 14:00	304.5	275	0	0	275
4/12/2016 15:00	540.3	489.5	0	0	489.5
4/12/2016 16:00	962.6	872.2	0	0	872.2
4/12/2016 17:00	941	852.7	0	0	852.7
4/12/2016 18:00	886.5	802.7	0	0	802.7
4/12/2016 19:00	987	894	0	0	894
4/12/2016 20:00	819.4	741.3	0	0	741.3
4/12/2016 21:00	910.6	825.7	0	0	825.7
4/12/2016 22:00	612	553.9	0	0	553.9
4/12/2016 23:00	414.5	375.9	0	0	375.9
4/13/2016 0:00	405.9	366.9	0	0	366.9
4/13/2016 1:00	489.4	443.1	0	0	443.1
4/13/2016 2:00	601.5	545.3	0	0	545.3
4/13/2016 3:00	680.1	616.1	0	0	616.1
4/13/2016 4:00	870.1	788.1	0	0	788.1
4/13/2016 5:00	852.7	772.8	0	0	772.8
4/13/2016 6:00	921	835.2	0	0	835.2
4/13/2016 7:00	909.6	823.1	0	0	823.1
4/13/2016 8:00	955.2	865.3	0	0	865.3
4/13/2016 9:00	940	851.7	0	0	851.7
4/13/2016 10:00	919.6	833.3	0	0	833.3
4/13/2016 11:00	845.3	764.9	0	0	764.9
4/13/2016 12:00	1025.6	929.5	0	0	929.5
4/13/2016 13:00	906.3	821.4	0	0	821.4
4/13/2016 14:00	823.1	745.8	0	0	745.8
4/13/2016 15:00	881.7	798.1	0	0	798.1
4/13/2016 16:00	795.3	719.5	0	0	719.5
4/13/2016 17:00	894.3	810.3	0	0	810.3
4/13/2016 18:00	891	806.3	0	0	806.3
4/13/2016 19:00	917	831.1	0	0	831.1
4/13/2016 20:00	806.6	731	0	0	731
4/13/2016 21:00	693.6	627.4	0	0	627.4
4/13/2016 22:00	556.2	504.6	0	0	504.6
4/13/2016 23:00	429	388.9	0	0	388.9
4/14/2016 0:00	525.5	476.7	0	0	476.7
4/14/2016 1:00	609.8	551.6	0	0	551.6
4/14/2016 2:00	785.3	710.8	0	0	710.8
4/14/2016 3:00	727.9	658.8	0	0	658.8
4/14/2016 4:00	356	322.4	0	0	322.4
4/14/2016 5:00	85.7	77.3	0	0	77.3
4/14/2016 6:00	116.2	105.8	0	0	105.8
4/14/2016 7:00	163.2	148.8	0	0	148.8
4/14/2016 8:00	162.2	146	0	0	146
4/14/2016 9:00	108.5	98.1	0	0	98.1
4/14/2016 10:00	108.9	98.4	0	0	98.4
4/14/2016 11:00	104.7	94.2	0	0	94.2

	Unit 1 (Part 75 Data)	Unit 1 (Part 60 Data)	Unit 2 (Part 75 Data)	Unit 2 (Part 60 Data)	Units 1&2 Combined
	SO2_LbPerHr	SO2_P60_LbPerHr	SO2_LbPerHr	SO2_P60_LbPerHr	(Part 60 Data)
	1H	1H	1H	1H	
Time	Value	Value	Value	Value	
4/14/2016 12:00	110.6	100.1	0	0	100.1
4/14/2016 13:00	122.9	110.9	0	0	110.9
4/14/2016 14:00	122	110	0	0	110
4/14/2016 15:00	125.6	113.5	0	0	113.5
4/14/2016 16:00	133.4	121.3	0	0	121.3
4/14/2016 17:00	131.9	119.8	0	0	119.8
4/14/2016 18:00	128.2	115.9	0	0	115.9
4/14/2016 19:00	117.5	107.1	0	0	107.1
4/14/2016 20:00	123.4	111.9	0	0	111.9
4/14/2016 21:00	263.7	238.9	0	0	238.9
4/14/2016 22:00	278.8	252.2	0	0	252.2
4/14/2016 23:00	295.2	267.7	0	0	267.7
4/15/2016 0:00	469.7	425.2	0	0	425.2
4/15/2016 1:00	598.7	542.6	0	0	542.6
4/15/2016 2:00	613.8	555.3	0	0	555.3
4/15/2016 3:00	752.4	681.1	0	0	681.1
4/15/2016 4:00	709.8	643.4	0	0	643.4
4/15/2016 5:00	575	520.1	0	0	520.1
4/15/2016 6:00	739	668.8	0	0	668.8
4/15/2016 7:00	626.8	567.3	0	0	567.3
4/15/2016 8:00	611.6	553.9	0	0	553.9
4/15/2016 9:00	578.7	524.3	0	0	524.3
4/15/2016 10:00	553.7	500.9	0	0	500.9
4/15/2016 11:00	910.4	824.8	0	0	824.8
4/15/2016 12:00	810.3	734	0	0	734
4/15/2016 13:00	793.2	719.2	0	0	719.2
4/15/2016 14:00	605.2	548.5	0	0	548.5
4/15/2016 15:00	705.8	640	0	0	640
4/15/2016 16:00	694.1	628	0	0	628
4/15/2016 17:00	830.6	752.9	0	0	752.9
4/15/2016 18:00	763.3	692.1	0	0	692.1
4/15/2016 19:00	916.7	830.1	0	0	830.1
4/15/2016 20:00	781.8	708.1	0	0	708.1
4/15/2016 21:00	769.5	697.4	0	0	697.4
4/15/2016 22:00	720.2	652.3	0	0	652.3
4/15/2016 23:00	572.5	517.8	0	0	517.8
4/16/2016 0:00	515.8	466.7	0	0	466.7
4/16/2016 1:00	703.3	637.5	0	0	637.5
4/16/2016 2:00	978.7	885.8	0	0	885.8
4/16/2016 3:00	761.3	689.7	0	0	689.7
4/16/2016 4:00	837.1	758.7	0	0	758.7
4/16/2016 5:00	790.8	716.5	0	0	716.5
4/16/2016 6:00	785.8	711.6	0	0	711.6
4/16/2016 7:00	784.5	710.2	0	0	710.2
4/16/2016 8:00	783.8	709.2	0	0	709.2
4/16/2016 9:00	794.3	720.2	0	0	720.2
4/16/2016 10:00	779.4	705.8	0	0	705.8
4/16/2016 11:00	788.2	714.5	0	0	714.5
4/16/2016 12:00	735.9	667.4	0	0	667.4
4/16/2016 13:00	806.1	730.6	0	0	730.6
4/16/2016 14:00	788.9	715.1	0	0	715.1
4/16/2016 15:00	801.3	725.5	0	0	725.5
4/16/2016 16:00	809.8	734.3	0	0	734.3
4/16/2016 17:00	818.6	742.1	0	0	742.1
4/16/2016 18:00	793	718.6	0	0	718.6
4/16/2016 19:00	786.3	712.3	0	0	712.3
4/16/2016 20:00	833.6	755.8	0	0	755.8
4/16/2016 21:00	761	689.4	0	0	689.4
4/16/2016 22:00	729.3	660.9	0	0	660.9
4/16/2016 23:00	662.6	600.2	0	0	600.2
4/17/2016 0:00	500.8	454	0	0	454
4/17/2016 1:00	144.5	131.2	0	0	131.2
4/17/2016 2:00	163.7	147.9	0	0	147.9
4/17/2016 3:00	333.4	301.8	0	0	301.8
4/17/2016 4:00	412.7	373.6	0	0	373.6

	Unit 1 (Part 75 Data)	Unit 1 (Part 60 Data)	Unit 2 (Part 75 Data)	Unit 2 (Part 60 Data)	Units 1&2 Combined
	SO2_LbPerHr	SO2_P60_LbPerHr	SO2_LbPerHr	SO2_P60_LbPerHr	(Part 60 Data)
	1H	1H	1H	1H	
Time	Value	Value	Value	Value	
4/17/2016 5:00	417.4	377.9	0	0	377.9
4/17/2016 6:00	360.9	326.5	0	0	326.5
4/17/2016 7:00	612.5	555.5	0	0	555.5
4/17/2016 8:00	744.6	674.4	0	0	674.4
4/17/2016 9:00	774.8	701.5	0	0	701.5
4/17/2016 10:00	766.6	694.7	0	0	694.7
4/17/2016 11:00	797.5	721.8	0	0	721.8
4/17/2016 12:00	812.1	735.7	0	0	735.7
4/17/2016 13:00	815.2	738.5	0	0	738.5
4/17/2016 14:00	804.2	728.9	0	0	728.9
4/17/2016 15:00	835.2	756.9	0	0	756.9
4/17/2016 16:00	811.1	734.3	0	0	734.3
4/17/2016 17:00	801.8	727.1	0	0	727.1
4/17/2016 18:00	813.1	735.9	0	0	735.9
4/17/2016 19:00	817.8	740.9	0	0	740.9
4/17/2016 20:00	735.6	666.5	0	0	666.5
4/17/2016 21:00	752.1	681.2	0	0	681.2
4/17/2016 22:00	691.1	626.5	0	0	626.5
4/17/2016 23:00	623.7	564.7	0	0	564.7
4/18/2016 0:00	380.1	343.6	0	0	343.6
4/18/2016 1:00	496.7	450.3	0	0	450.3
4/18/2016 2:00	475.5	430.6	0	0	430.6
4/18/2016 3:00	345.9	313.8	0	0	313.8
4/18/2016 4:00	489.1	443.8	0	0	443.8
4/18/2016 5:00	574.3	520.1	0	0	520.1
4/18/2016 6:00	657.5	595.9	0	0	595.9
4/18/2016 7:00	697	631.4	0	0	631.4
4/18/2016 8:00	728.5	659.2	0	0	659.2
4/18/2016 9:00	749.6	678.2	0	0	678.2
4/18/2016 10:00	836.7	758.4	0	0	758.4
4/18/2016 11:00	724.5	655.4	0	0	655.4
4/18/2016 12:00	759	688.1	0	0	688.1
4/18/2016 13:00	776.2	703.2	0	0	703.2
4/18/2016 14:00	770.8	698	0	0	698
4/18/2016 15:00	751.2	680.5	0	0	680.5
4/18/2016 16:00	746.5	676.9	0	0	676.9
4/18/2016 17:00	753	682.2	0	0	682.2
4/18/2016 18:00	775.2	702.4	0	0	702.4
4/18/2016 19:00	777.3	704.8	0	0	704.8
4/18/2016 20:00	759.8	687.6	0	0	687.6
4/18/2016 21:00	759.7	687.6	0	0	687.6
4/18/2016 22:00	688.6	624.2	0	0	624.2
4/18/2016 23:00	611.9	554.1	0	0	554.1
4/19/2016 0:00	222.2	200.9	0	0	200.9
4/19/2016 1:00	192.4	174.3	0	0	174.3
4/19/2016 2:00	136.3	123.9	0	0	123.9
4/19/2016 3:00	266.8	241.5	0	0	241.5
4/19/2016 4:00	454.7	412.4	0	0	412.4
4/19/2016 5:00	601.1	544.3	0	0	544.3
4/19/2016 6:00	697.8	632.9	0	0	632.9
4/19/2016 7:00	726.8	657.8	0	0	657.8
4/19/2016 8:00	614.2	556.3	0	0	556.3
4/19/2016 9:00	335.6	303.9	0	0	303.9
4/19/2016 10:00	319.6	289.9	0	0	289.9
4/19/2016 11:00	468	423.5	0	0	423.5
4/19/2016 12:00	477.8	433.2	0	0	433.2
4/19/2016 13:00	470.1	425.3	0	0	425.3
4/19/2016 14:00	531.3	480.8	0	0	480.8
4/19/2016 15:00	439.5	398.2	0	0	398.2
4/19/2016 16:00	468.8	423.8	0	0	423.8
4/19/2016 17:00	425.6	384.7	0	0	384.7
4/19/2016 18:00	434.2	393.4	0	0	393.4
4/19/2016 19:00	376.1	340.9	0	0	340.9
4/19/2016 20:00	282.7	256.7	0	0	256.7
4/19/2016 21:00	398.3	361.1	0	0	361.1

	Unit 1 (Part 75 Data)	Unit 1 (Part 60 Data)	Unit 2 (Part 75 Data)	Unit 2 (Part 60 Data)	Units 1&2 Combined
	SO2_LbPerHr	SO2_P60_LbPerHr	SO2_LbPerHr	SO2_P60_LbPerHr	(Part 60 Data)
	1H	1H	1H	1H	
Time	Value	Value	Value	Value	
4/19/2016 22:00	368.4	333.2	0	0	333.2
4/19/2016 23:00	202.6	183.4	0	0	183.4
4/20/2016 0:00	100.2	91	0	0	91
4/20/2016 1:00	170.6	154.5	0	0	154.5
4/20/2016 2:00	71.7	64.8	0	0	64.8
4/20/2016 3:00	283.6	257	0	0	257
4/20/2016 4:00	270.8	244.7	0	0	244.7
4/20/2016 5:00	159.1	143.7	0	0	143.7
4/20/2016 6:00	392.6	355.6	0	0	355.6
4/20/2016 7:00	301.9	274.1	0	0	274.1
4/20/2016 8:00	259.4	235.3	0	0	235.3
4/20/2016 9:00	313.1	283.6	0	0	283.6
4/20/2016 10:00	308.9	279.3	0	0	279.3
4/20/2016 11:00	374.1	338.9	0	0	338.9
4/20/2016 12:00	428.2	387.3	0	0	387.3
4/20/2016 13:00	372.1	336.6	0	0	336.6
4/20/2016 14:00	311.5	281.7	0	0	281.7
4/20/2016 15:00	357	323.5	0	0	323.5
4/20/2016 16:00	472.1	427.6	0	0	427.6
4/20/2016 17:00	357.3	324.1	0	0	324.1
4/20/2016 18:00	430.9	390.2	0	0	390.2
4/20/2016 19:00	565.1	511.5	0	0	511.5
4/20/2016 20:00	423.9	383.2	0	0	383.2
4/20/2016 21:00	405.8	366.9	0	0	366.9
4/20/2016 22:00	385.6	348.9	0	0	348.9
4/20/2016 23:00	247.7	224.7	0	0	224.7
4/21/2016 0:00	209.6	189.5	0	0	189.5
4/21/2016 1:00	244.4	221	0	0	221
4/21/2016 2:00	142.5	129.6	0	0	129.6
4/21/2016 3:00	317.3	286.9	0	0	286.9
4/21/2016 4:00	406.4	368.1	0	0	368.1
4/21/2016 5:00	261.5	237.4	0	0	237.4
4/21/2016 6:00	280.6	254.6	0	0	254.6
4/21/2016 7:00	595.4	539.5	0	0	539.5
4/21/2016 8:00	768.5	695.6	0	0	695.6
4/21/2016 9:00	394.6	357.2	0	0	357.2
4/21/2016 10:00	324.8	294.8	0	0	294.8
4/21/2016 11:00	542.6	491.7	0	0	491.7
4/21/2016 12:00	446.4	405.1	0	0	405.1
4/21/2016 13:00	306.5	278.3	0	0	278.3
4/21/2016 14:00	295.2	267	0	0	267
4/21/2016 15:00	399.3	361.7	0	0	361.7
4/21/2016 16:00	356.7	323	0	0	323
4/21/2016 17:00	350.1	316.6	0	0	316.6
4/21/2016 18:00	378.3	342.7	0	0	342.7
4/21/2016 19:00	362.1	328.5	0	0	328.5
4/21/2016 20:00	352	318.3	0	0	318.3
4/21/2016 21:00	364.9	331	0	0	331
4/21/2016 22:00	339.4	307.7	0	0	307.7
4/21/2016 23:00	227.2	206.5	0	0	206.5
4/22/2016 0:00	512.6	464.6	0	0	464.6
4/22/2016 1:00	209.4	189.5	0	0	189.5
4/22/2016 2:00	118.6	107.1	0	0	107.1
4/22/2016 3:00	843.7	764.5	0	0	764.5
4/22/2016 4:00	456.4	413.7	0	0	413.7
4/22/2016 5:00	273.1	246.9	0	0	246.9
4/22/2016 6:00	351.9	318.2	0	0	318.2
4/22/2016 7:00	408.7	370.9	0	0	370.9
4/22/2016 8:00	264.1	239.6	0	0	239.6
4/22/2016 9:00	626.5	567.8	0	0	567.8
4/22/2016 10:00	823.7	746.3	0	0	746.3
4/22/2016 11:00	702.8	636.5	0	0	636.5
4/22/2016 12:00	216.6	195.9	0	0	195.9
4/22/2016 13:00	173.9	156.9	0	0	156.9
4/22/2016 14:00	433.9	392.4	0	0	392.4

	Unit 1 (Part 75 Data)	Unit 1 (Part 60 Data)	Unit 2 (Part 75 Data)	Unit 2 (Part 60 Data)	Units 1&2 Combined
	SO2_LbPerHr	SO2_P60_LbPerHr	SO2_LbPerHr	SO2_P60_LbPerHr	(Part 60 Data)
	1H	1H	1H	1H	
Time	Value	Value	Value	Value	
4/22/2016 15:00	405.6	367.9	0	0	367.9
4/22/2016 16:00	299.2	271.4	0	0	271.4
4/22/2016 17:00	325.4	294.2	0	0	294.2
4/22/2016 18:00	396.1	359.3	0	0	359.3
4/22/2016 19:00	328.6	297	0	0	297
4/22/2016 20:00	398	360.1	0	0	360.1
4/22/2016 21:00	317.9	288.2	0	0	288.2
4/22/2016 22:00	359	325.9	0	0	325.9
4/22/2016 23:00	291.4	264.6	0	0	264.6
4/23/2016 0:00	355.7	322.3	0	0	322.3
4/23/2016 1:00	273.6	248.3	0	0	248.3
4/23/2016 2:00	241.1	218.2	0	0	218.2
4/23/2016 3:00	310.1	281	0	0	281
4/23/2016 4:00	356.7	322.5	0	0	322.5
4/23/2016 5:00	354.3	320.7	0	0	320.7
4/23/2016 6:00	300.8	272.3	0	0	272.3
4/23/2016 7:00	422.6	382.4	0	0	382.4
4/23/2016 8:00	370.7	334.9	0	0	334.9
4/23/2016 9:00	368.1	334.1	0	0	334.1
4/23/2016 10:00	371.8	335.9	0	0	335.9
4/23/2016 11:00	371.2	335.7	0	0	335.7
4/23/2016 12:00	325.5	295.2	0	0	295.2
4/23/2016 13:00	372.8	337.6	0	0	337.6
4/23/2016 14:00	361.8	327.3	0	0	327.3
4/23/2016 15:00	320.6	291.1	0	0	291.1
4/23/2016 16:00	375.3	339.8	0	0	339.8
4/23/2016 17:00	377.8	342.2	0	0	342.2
4/23/2016 18:00	372.1	336.6	0	0	336.6
4/23/2016 19:00	368.2	332.6	0	0	332.6
4/23/2016 20:00	404	366.7	0	0	366.7
4/23/2016 21:00	680.3	615.5	0	0	615.5
4/23/2016 22:00	560.8	507.7	0	0	507.7
4/23/2016 23:00	480.1	434.8	0	0	434.8
4/24/2016 0:00	449	406.4	0	0	406.4
4/24/2016 1:00	419.8	379.7	0	0	379.7
4/24/2016 2:00	400	362.6	0	0	362.6
4/24/2016 3:00	424.1	384	0	0	384
4/24/2016 4:00	400.6	363.2	0	0	363.2
4/24/2016 5:00	412.7	373.7	0	0	373.7
4/24/2016 6:00	225.1	203.9	0	0	203.9
4/24/2016 7:00	160.4	145	0	0	145
4/24/2016 8:00	532.7	482.6	0	0	482.6
4/24/2016 9:00	524.7	475.5	0	0	475.5
4/24/2016 10:00	581.7	527.5	0	0	527.5
4/24/2016 11:00	767.9	694.8	0	0	694.8
4/24/2016 12:00	609.3	552.1	0	0	552.1
4/24/2016 13:00	610.7	552.9	0	0	552.9
4/24/2016 14:00	630.1	570.5	0	0	570.5
4/24/2016 15:00	995.3	901.7	0	0	901.7
4/24/2016 16:00	4681	4239.4	0	0	4239.4
4/24/2016 17:00	245.4	223.1	0	0	223.1
4/24/2016 18:00	412.1	372.9	0	0	372.9
4/24/2016 19:00	505	458.1	0	0	458.1
4/24/2016 20:00	564.8	511.9	0	0	511.9
4/24/2016 21:00	648.7	587	0	0	587
4/24/2016 22:00	553.6	501.9	0	0	501.9
4/24/2016 23:00	464.8	420.9	0	0	420.9
4/25/2016 0:00	117.7	106	0	0	106
4/25/2016 1:00	119.3	108	0	0	108
4/25/2016 2:00	380.7	345.5	0	0	345.5
4/25/2016 3:00	118.1	106.8	0	0	106.8
4/25/2016 4:00	90.8	82.5	0	0	82.5
4/25/2016 5:00	126.5	114.4	0	0	114.4
4/25/2016 6:00	334.4	303.6	0	0	303.6
4/25/2016 7:00	465.3	421.2	0	0	421.2

	Unit 1 (Part 75 Data)	Unit 1 (Part 60 Data)	Unit 2 (Part 75 Data)	Unit 2 (Part 60 Data)	Units 1&2 Combined
	SO2_LbPerHr	SO2_P60_LbPerHr	SO2_LbPerHr	SO2_P60_LbPerHr	(Part 60 Data)
	1H	1H	1H	1H	
Time	Value	Value	Value	Value	
4/25/2016 8:00	266	241.2	0	0	241.2
4/25/2016 9:00	392.1	355.2	0	0	355.2
4/25/2016 10:00	425.3	385.3	0	0	385.3
4/25/2016 11:00	252.2	229.1	0	0	229.1
4/25/2016 12:00	420.6	380.8	3.5	3.5	384.3
4/25/2016 13:00	501.3	453.7	0	0	453.7
4/25/2016 14:00	591.3	536	0	0	536
4/25/2016 15:00	601.3	544.1	0	0	544.1
4/25/2016 16:00	682.1	617.2	0	0	617.2
4/25/2016 17:00	688.6	623.6	0	0	623.6
4/25/2016 18:00	653.9	592.3	0	0	592.3
4/25/2016 19:00	627.6	568.1	0	0	568.1
4/25/2016 20:00	672.3	609.3	0	0	609.3
4/25/2016 21:00	612.9	555.6	0	0	555.6
4/25/2016 22:00	581.5	526.7	0	0	526.7
4/25/2016 23:00	502.7	455.5	0	0	455.5
4/26/2016 0:00	194.6	176.5	1.7	1.7	178.2
4/26/2016 1:00	136.9	124.2	9.4	8.6	132.8
4/26/2016 2:00	167.7	152.3	12.9	12	164.3
4/26/2016 3:00	204	184.5	24.9	23.2	207.7
4/26/2016 4:00	270.5	244.7	37.9	35	279.7
4/26/2016 5:00	231.3	209.2	168.6	154.8	364
4/26/2016 6:00	225.6	204.9	421.6	385.9	590.8
4/26/2016 7:00	204.9	185.7	372.5	341.5	527.2
4/26/2016 8:00	154.5	140.2	330.2	302.2	442.4
4/26/2016 9:00	151.5	137.2	0	0	137.2
4/26/2016 10:00	156.4	142	0	0	142
4/26/2016 11:00	158.1	143.8	0	0	143.8
4/26/2016 12:00	154.7	140.4	0	0	140.4
4/26/2016 13:00	141.9	129.2	0	0	129.2
4/26/2016 14:00	162.4	146.5	0	0	146.5
4/26/2016 15:00	159.4	145	0	0	145
4/26/2016 16:00	162.6	147	0	0	147
4/26/2016 17:00	196.8	177.6	0	0	177.6
4/26/2016 18:00	189.3	171.5	0	0	171.5
4/26/2016 19:00	380.4	344.5	0	0	344.5
4/26/2016 20:00	284.3	257.1	0	0	257.1
4/26/2016 21:00	332.8	300.9	0	0	300.9
4/26/2016 22:00	0	0	0	0	0
4/26/2016 23:00	0	0	0	0	0
4/27/2016 0:00	0	0	0	0	0
4/27/2016 1:00	0	0	0	0	0
4/27/2016 2:00	0	0	0	0	0
4/27/2016 3:00	0	0	0	0	0
4/27/2016 4:00	0	0	0	0	0
4/27/2016 5:00	0	0	0	0	0
4/27/2016 6:00	0	0	0	0	0
4/27/2016 7:00	0	0	0	0	0
4/27/2016 8:00	0	0	0	0	0
4/27/2016 9:00	0	0	0	0	0
4/27/2016 10:00	0	0	0	0	0
4/27/2016 11:00	0	0	0	0	0
4/27/2016 12:00	0	0	0	0	0
4/27/2016 13:00	0	0	0	0	0
4/27/2016 14:00	0	0	0	0	0
4/27/2016 15:00	0	0	0	0	0
4/27/2016 16:00	0	0	0	0	0
4/27/2016 17:00	0	0	0	0	0
4/27/2016 18:00	0	0	0	0	0
4/27/2016 19:00	0	0	0	0	0
4/27/2016 20:00	0	0	0	0	0
4/27/2016 21:00	0	0	0	0	0
4/27/2016 22:00	0	0	0	0	0
4/27/2016 23:00	0	0	0	0	0
4/28/2016 0:00	0	0	0	0	0

	Unit 1 (Part 75 Data)	Unit 1 (Part 60 Data)	Unit 2 (Part 75 Data)	Unit 2 (Part 60 Data)	Units 1&2 Combined
	SO2_LbPerHr	SO2_P60_LbPerHr	SO2_LbPerHr	SO2_P60_LbPerHr	(Part 60 Data)
	1H	1H	1H	1H	
Time	Value	Value	Value	Value	
4/28/2016 1:00	0	0	0	0	0
4/28/2016 2:00	0	0	0	0	0
4/28/2016 3:00	0	0	0	0	0
4/28/2016 4:00	0	0	0	0	0
4/28/2016 5:00	0	0	0	0	0
4/28/2016 6:00	0	0	0	0	0
4/28/2016 7:00	0	0	3.2	3.2	3.2
4/28/2016 8:00	0	0	8	7.2	7.2
4/28/2016 9:00	0	0	20.9	19.3	19.3
4/28/2016 10:00	0	0	39.4	36.2	36.2
4/28/2016 11:00	0	0	131.8	120.4	120.4
4/28/2016 12:00	0	0	275.9	253	253
4/28/2016 13:00	0	0	150.9	138.5	138.5
4/28/2016 14:00	0	0	110.4	101.6	101.6
4/28/2016 15:00	0	0	418	383.3	383.3
4/28/2016 16:00	0	0	231.9	212.7	212.7
4/28/2016 17:00	0	0	251.4	230.2	230.2
4/28/2016 18:00	0	0	378.2	346.3	346.3
4/28/2016 19:00	0	0	394.9	362.7	362.7
4/28/2016 20:00	0	0	357.4	327.1	327.1
4/28/2016 21:00	0	0	495.9	454.8	454.8
4/28/2016 22:00	0	0	395	362.8	362.8
4/28/2016 23:00	0	0	280	257.3	257.3
4/29/2016 0:00	0	0	175.3	160.7	160.7
4/29/2016 1:00	0	0	235.6	215.6	215.6
4/29/2016 2:00	0	0	310.7	285.4	285.4
4/29/2016 3:00	0	0	632.8	579.5	579.5
4/29/2016 4:00	0	0	284	260	260
4/29/2016 5:00	0	0	161.1	147.8	147.8
4/29/2016 6:00	0	0	159	145.7	145.7
4/29/2016 7:00	0	0	162.8	149.6	149.6
4/29/2016 8:00	0	0	230.8	212.2	212.2
4/29/2016 9:00	0	0	249.7	229.1	229.1
4/29/2016 10:00	0	0	410.8	376.2	376.2
4/29/2016 11:00	0	0	501	459.8	459.8
4/29/2016 12:00	0	0	526.8	483.2	483.2
4/29/2016 13:00	0	0	881.6	808	808
4/29/2016 14:00	0	0	788.9	722.5	722.5
4/29/2016 15:00	0	0	708.3	650	650
4/29/2016 16:00	0	0	612.7	561.2	561.2
4/29/2016 17:00	0	0	703.8	644.8	644.8
4/29/2016 18:00	0	0	721.4	661	661
4/29/2016 19:00	0	0	883.3	809.3	809.3
4/29/2016 20:00	0	0	694.3	636.1	636.1
4/29/2016 21:00	0	0	504.9	462.9	462.9
4/29/2016 22:00	0	0	570.8	523.8	523.8
4/29/2016 23:00	0	0	644.5	590.9	590.9
4/30/2016 0:00	0	0	674	618.4	618.4
4/30/2016 1:00	0	0	468.9	429.4	429.4
4/30/2016 2:00	0	0	412	377.4	377.4
4/30/2016 3:00	0	0	648.1	594	594
4/30/2016 4:00	0	0	689.9	632.8	632.8
4/30/2016 5:00	0	0	573.2	525	525
4/30/2016 6:00	0	0	595.6	545.6	545.6
4/30/2016 7:00	0	0	746	684.5	684.5
4/30/2016 8:00	0	0	731.7	671.1	671.1
4/30/2016 9:00	0	0	658.8	603.7	603.7
4/30/2016 10:00	0	0	724.1	663.8	663.8
4/30/2016 11:00	0	0	712.8	653.2	653.2
4/30/2016 12:00	0	0	651.5	596.9	596.9
4/30/2016 13:00	0	0	582.3	533.3	533.3
4/30/2016 14:00	0	0	694.9	636.7	636.7
4/30/2016 15:00	0	0	780.4	715.5	715.5
4/30/2016 16:00	0	0	800.3	733.4	733.4
4/30/2016 17:00	0	0	826.9	758.5	758.5

	Unit 1 (Part 75 Data)	Unit 1 (Part 60 Data)	Unit 2 (Part 75 Data)	Unit 2 (Part 60 Data)	Units 1&2 Combined
	SO2_LbPerHr	SO2_P60_LbPerHr	SO2_LbPerHr	SO2_P60_LbPerHr	(Part 60 Data)
	1H	1H	1H	1H	
Time	Value	Value	Value	Value	
4/30/2016 18:00	0	0	678.5	621.5	621.5
4/30/2016 19:00	0	0	698.7	640.3	640.3
4/30/2016 20:00	0	0	703.1	645	645
4/30/2016 21:00	0	0	668.8	613.7	613.7
4/30/2016 22:00	0	0	460.8	421.7	421.7
4/30/2016 23:00	0	0	562.6	516	516
5/1/2016 0:00	0	0	577	528.5	528.5
5/1/2016 1:00	0	0	639.4	585.8	585.8
5/1/2016 2:00	0	0	522.9	478.8	478.8
5/1/2016 3:00	0	0	550.8	505.5	505.5
5/1/2016 4:00	0	0	727.8	666.9	666.9
5/1/2016 5:00	0	0	636.4	582.7	582.7
5/1/2016 6:00	0	0	570.6	523.4	523.4
5/1/2016 7:00	0	0	909.7	834.7	834.7
5/1/2016 8:00	0	0	809.3	742.1	742.1
5/1/2016 9:00	0	0	769.6	706.3	706.3
5/1/2016 10:00	0	0	796.6	730.4	730.4
5/1/2016 11:00	0	0	828.5	760.3	760.3
5/1/2016 12:00	0	0	750.6	688.2	688.2
5/1/2016 13:00	0	0	714.4	654.6	654.6
5/1/2016 14:00	0	0	729.3	669.4	669.4
5/1/2016 15:00	0	0	891.8	818.4	818.4
5/1/2016 16:00	0	0	898.2	822.8	822.8
5/1/2016 17:00	0	0	811.1	742.6	742.6
5/1/2016 18:00	0	0	752.8	690.2	690.2
5/1/2016 19:00	0	0	754.1	692	692
5/1/2016 20:00	0	0	775.2	710.9	710.9
5/1/2016 21:00	0	0	743.1	681.5	681.5
5/1/2016 22:00	0	0	615.3	563.7	563.7
5/1/2016 23:00	0	0	563.5	516.6	516.6
5/2/2016 0:00	0	0	427.1	391.7	391.7
5/2/2016 1:00	0	0	624.2	572.7	572.7
5/2/2016 2:00	0	0	505.6	463.3	463.3
5/2/2016 3:00	0	0	656	600.9	600.9
5/2/2016 4:00	0	0	633.3	580.4	580.4
5/2/2016 5:00	0	0	666.9	610.9	610.9
5/2/2016 6:00	0	0	857.1	786.1	786.1
5/2/2016 7:00	0	0	936.5	858.8	858.8
5/2/2016 8:00	0	0	807.7	740.6	740.6
5/2/2016 9:00	0	0	785.3	720.7	720.7
5/2/2016 10:00	0	0	763.9	699.4	699.4
5/2/2016 11:00	0	0	793.1	726.6	726.6
5/2/2016 12:00	0	0	785.9	719.5	719.5
5/2/2016 13:00	0	0	749.8	687.7	687.7
5/2/2016 14:00	0	0	829.9	760.9	760.9
5/2/2016 15:00	0	0	888.7	815.3	815.3
5/2/2016 16:00	0	0	869.1	796	796
5/2/2016 17:00	0	0	794.5	727.8	727.8
5/2/2016 18:00	0	0	688.6	631.4	631.4
5/2/2016 19:00	0	0	742.5	680.6	680.6
5/2/2016 20:00	0	0	804	736.2	736.2
5/2/2016 21:00	0	0	687.7	631.2	631.2
5/2/2016 22:00	0	0	631.1	577.7	577.7
5/2/2016 23:00	0	0	674.5	618.9	618.9
5/3/2016 0:00	0	0	615.2	563.3	563.3
5/3/2016 1:00	0	0	550.6	504.2	504.2
5/3/2016 2:00	0	0	586.8	537.4	537.4
5/3/2016 3:00	0	0	575.7	527.7	527.7
5/3/2016 4:00	0	0	603.6	553.7	553.7
5/3/2016 5:00	0	0	740.2	679.1	679.1
5/3/2016 6:00	0	0	737.9	676.9	676.9
5/3/2016 7:00	0	0	984.4	903.2	903.2
5/3/2016 8:00	0	0	696	637.5	637.5
5/3/2016 9:00	0	0	726.5	666.5	666.5
5/3/2016 10:00	0	0	821.2	753.2	753.2

	Unit 1 (Part 75 Data)	Unit 1 (Part 60 Data)	Unit 2 (Part 75 Data)	Unit 2 (Part 60 Data)	Units 1&2 Combined
	SO2_LbPerHr	SO2_P60_LbPerHr	SO2_LbPerHr	SO2_P60_LbPerHr	(Part 60 Data)
	1H	1H	1H	1H	
Time	Value	Value	Value	Value	
5/3/2016 11:00	0	0	792.1	726.6	726.6
5/3/2016 12:00	0	0	693.8	636.7	636.7
5/3/2016 13:00	0	0	631.4	579.3	579.3
5/3/2016 14:00	0	0	693.5	636	636
5/3/2016 15:00	0	0	709.4	650	650
5/3/2016 16:00	0	0	707.6	648.3	648.3
5/3/2016 17:00	0	0	756.9	694.4	694.4
5/3/2016 18:00	0	0	666.4	611.2	611.2
5/3/2016 19:00	0	0	787.3	722.3	722.3
5/3/2016 20:00	0	0	916.3	839.9	839.9
5/3/2016 21:00	0	0	675.5	618.4	618.4
5/3/2016 22:00	0	0	431.7	396.3	396.3
5/3/2016 23:00	0	0	348.5	320.1	320.1
5/4/2016 0:00	0	0	470.6	431	431
5/4/2016 1:00	0	0	526.1	482.5	482.5
5/4/2016 2:00	0	0	453.5	415.3	415.3
5/4/2016 3:00	0	0	457.7	419.8	419.8
5/4/2016 4:00	0	0	468.5	429.7	429.7
5/4/2016 5:00	0	0	689.4	631.4	631.4
5/4/2016 6:00	0	0	613.5	562.6	562.6
5/4/2016 7:00	0	0	711.4	652	652
5/4/2016 8:00	0	0	641.9	588.3	588.3
5/4/2016 9:00	0	0	684.5	626.7	626.7
5/4/2016 10:00	0	0	651	597.4	597.4
5/4/2016 11:00	0	0	661.3	605.4	605.4
5/4/2016 12:00	0	0	716.7	656.5	656.5
5/4/2016 13:00	0	0	1058.4	970.9	970.9
5/4/2016 14:00	0	0	824.3	756.4	756.4
5/4/2016 15:00	0	0	689.7	632.5	632.5
5/4/2016 16:00	0	0	627.6	575.5	575.5
5/4/2016 17:00	0	0	551.6	505.4	505.4
5/4/2016 18:00	0	0	728.6	667.3	667.3
5/4/2016 19:00	0	0	1096	1003.7	1003.7
5/4/2016 20:00	0	0	1010.7	927	927
5/4/2016 21:00	0	0	620.2	567.9	567.9
5/4/2016 22:00	0	0	424.2	389.3	389.3
5/4/2016 23:00	0	0	396.1	363.7	363.7
5/5/2016 0:00	0	0	569.8	522.8	522.8
5/5/2016 1:00	0	0	608.6	557.4	557.4
5/5/2016 2:00	0	0	439.2	402.8	402.8
5/5/2016 3:00	0	0	492.4	451.9	451.9
5/5/2016 4:00	0	0	479.5	439.4	439.4
5/5/2016 5:00	0	0	528.8	485	485
5/5/2016 6:00	0	0	781.3	715.5	715.5
5/5/2016 7:00	0	0	847.5	776.7	776.7
5/5/2016 8:00	0	0	871	798.7	798.7
5/5/2016 9:00	0	0	772	708	708
5/5/2016 10:00	0	0	709.3	649.7	649.7
5/5/2016 11:00	0	0	504.4	463	463
5/5/2016 12:00	0	0	767.9	703.1	703.1
5/5/2016 13:00	0	0	931.2	852.7	852.7
5/5/2016 14:00	0	0	826.5	757.2	757.2
5/5/2016 15:00	0	0	609.1	558.7	558.7
5/5/2016 16:00	0	0	697.5	639.4	639.4
5/5/2016 17:00	0	0	701.8	643.8	643.8
5/5/2016 18:00	0	0	664.6	609.7	609.7
5/5/2016 19:00	0	0	664.4	609	609
5/5/2016 20:00	0	0	785.7	720.2	720.2
5/5/2016 21:00	0	0	653.8	598.5	598.5
5/5/2016 22:00	0	0	506.9	464.2	464.2
5/5/2016 23:00	0	0	371.6	340.1	340.1
5/6/2016 0:00	0	0	471.4	432.5	432.5
5/6/2016 1:00	0	0	399.1	365.3	365.3
5/6/2016 2:00	0	0	376.9	345.2	345.2
5/6/2016 3:00	0	0	450.8	413.1	413.1

	Unit 1 (Part 75 Data)	Unit 1 (Part 60 Data)	Unit 2 (Part 75 Data)	Unit 2 (Part 60 Data)	Units 1&2 Combined
	SO2_LbPerHr	SO2_P60_LbPerHr	SO2_LbPerHr	SO2_P60_LbPerHr	(Part 60 Data)
	1H	1H	1H	1H	
Time	Value	Value	Value	Value	
5/6/2016 4:00	0	0	671.7	615.6	615.6
5/6/2016 5:00	0	0	748.4	685.2	685.2
5/6/2016 6:00	0	0	908.2	833.1	833.1
5/6/2016 7:00	0	0	751.1	689	689
5/6/2016 8:00	0	0	588.2	539.5	539.5
5/6/2016 9:00	0	0	631.8	578.5	578.5
5/6/2016 10:00	0	0	717.8	658.2	658.2
5/6/2016 11:00	0	0	707.8	647.9	647.9
5/6/2016 12:00	0	0	648.4	594.9	594.9
5/6/2016 13:00	0	0	693.6	635.4	635.4
5/6/2016 14:00	0	0	634.7	581.5	581.5
5/6/2016 15:00	0	0	661.9	606.7	606.7
5/6/2016 16:00	0	0	613.7	561.9	561.9
5/6/2016 17:00	0	0	594.2	545	545
5/6/2016 18:00	0	0	557.6	511.9	511.9
5/6/2016 19:00	0	0	699.1	641.5	641.5
5/6/2016 20:00	0	0	714.9	655.8	655.8
5/6/2016 21:00	0	0	609	558.6	558.6
5/6/2016 22:00	0	0	484.6	444.5	444.5
5/6/2016 23:00	0	0	443.6	406.8	406.8
5/7/2016 0:00	0	0	381.4	348.9	348.9
5/7/2016 1:00	0	0	277.5	254.1	254.1
5/7/2016 2:00	0	0	169.7	156	156
5/7/2016 3:00	0	0	181.5	166.6	166.6
5/7/2016 4:00	0	0	248	227.5	227.5
5/7/2016 5:00	0	0	286.3	263.1	263.1
5/7/2016 6:00	0	0	257.8	236.4	236.4
5/7/2016 7:00	0	0	390.7	358.5	358.5
5/7/2016 8:00	0	0	497.6	455.4	455.4
5/7/2016 9:00	0	0	387.9	355.3	355.3
5/7/2016 10:00	0	0	375.5	344.5	344.5
5/7/2016 11:00	0	0	477.7	438.7	438.7
5/7/2016 12:00	0	0	327.9	300.7	300.7
5/7/2016 13:00	0	0	345	315.7	315.7
5/7/2016 14:00	0	0	319.3	292.8	292.8
5/7/2016 15:00	0	0	299.5	274.4	274.4
5/7/2016 16:00	0	0	358.9	329.1	329.1
5/7/2016 17:00	0	0	399.3	366.7	366.7
5/7/2016 18:00	0	0	423.4	387.7	387.7
5/7/2016 19:00	0	0	584.2	535.3	535.3
5/7/2016 20:00	0	0	461.2	422.6	422.6
5/7/2016 21:00	0	0	404	371	371
5/7/2016 22:00	0	0	402.9	368.9	368.9
5/7/2016 23:00	0	0	300.9	276.5	276.5
5/8/2016 0:00	0	0	213.7	196.1	196.1
5/8/2016 1:00	0	0	238.6	218.1	218.1
5/8/2016 2:00	0	0	221.9	202.9	202.9
5/8/2016 3:00	0	0	198.7	182.6	182.6
5/8/2016 4:00	0	0	196.8	180.6	180.6
5/8/2016 5:00	0	0	196.5	180.3	180.3
5/8/2016 6:00	0	0	230.2	210.4	210.4
5/8/2016 7:00	0	0	431.6	395.2	395.2
5/8/2016 8:00	0	0	406.1	372.9	372.9
5/8/2016 9:00	0	0	463.5	424.9	424.9
5/8/2016 10:00	0	0	522.7	478.4	478.4
5/8/2016 11:00	0	0	494.5	454	454
5/8/2016 12:00	0	0	482.3	441.6	441.6
5/8/2016 13:00	0	0	448.7	411.9	411.9
5/8/2016 14:00	0	0	459.8	421.2	421.2
5/8/2016 15:00	0	0	486.9	446.5	446.5
5/8/2016 16:00	0	0	578	530.6	530.6
5/8/2016 17:00	0	0	595.9	545.7	545.7
5/8/2016 18:00	0	0	666.7	610.8	610.8
5/8/2016 19:00	0	0	512.9	470.9	470.9
5/8/2016 20:00	0	0	460.5	422.5	422.5

	Unit 1 (Part 75 Data)	Unit 1 (Part 60 Data)	Unit 2 (Part 75 Data)	Unit 2 (Part 60 Data)	Units 1&2 Combined
	SO2_LbPerHr	SO2_P60_LbPerHr	SO2_LbPerHr	SO2_P60_LbPerHr	(Part 60 Data)
	1H	1H	1H	1H	
Time	Value	Value	Value	Value	
5/8/2016 21:00	0	0	387.3	354.7	354.7
5/8/2016 22:00	0	0	353.6	324.4	324.4
5/8/2016 23:00	0	0	408	374.8	374.8
5/9/2016 0:00	0	0	405.4	372.2	372.2
5/9/2016 1:00	0	0	377.3	346	346
5/9/2016 2:00	0	0	408.2	373.4	373.4
5/9/2016 3:00	3.3	0	439.7	403.1	403.1
5/9/2016 4:00	0	0	345.9	317.2	317.2
5/9/2016 5:00	0	0	334.6	306.4	306.4
5/9/2016 6:00	0	0	373	342.7	342.7
5/9/2016 7:00	0	0	380.7	348.3	348.3
5/9/2016 8:00	0	0	455.4	418.2	418.2
5/9/2016 9:00	0	0	597.9	548.1	548.1
5/9/2016 10:00	0	0	698.7	640.2	640.2
5/9/2016 11:00	0	0	797.3	730	730
5/9/2016 12:00	0	0	868.1	796.3	796.3
5/9/2016 13:00	0	0	693	635.6	635.6
5/9/2016 14:00	0	0	557	511.2	511.2
5/9/2016 15:00	0	0	667.4	611.1	611.1
5/9/2016 16:00	0	0	575.9	528.1	528.1
5/9/2016 17:00	0	0	561.4	515.3	515.3
5/9/2016 18:00	0	0	489.2	447.8	447.8
5/9/2016 19:00	0	0	797.3	730.4	730.4
5/9/2016 20:00	0	0	748.9	686.9	686.9
5/9/2016 21:00	0	0	499	457.9	457.9
5/9/2016 22:00	0	0	355	324.8	324.8
5/9/2016 23:00	0	0	212.8	195.2	195.2
5/10/2016 0:00	0	0	186.7	171.3	171.3
5/10/2016 1:00	0	0	180.7	165.6	165.6
5/10/2016 2:00	0	0	122.1	112.2	112.2
5/10/2016 3:00	0	0	127	116.1	116.1
5/10/2016 4:00	0	0	172.7	159	159
5/10/2016 5:00	0	0	340.2	312.3	312.3
5/10/2016 6:00	0	0	531	487.2	487.2
5/10/2016 7:00	0	0	550.4	505.3	505.3
5/10/2016 8:00	0	0	707.2	647.9	647.9
5/10/2016 9:00	0	0	616.1	564.7	564.7
5/10/2016 10:00	0	0	624.4	572.9	572.9
5/10/2016 11:00	0	0	667.1	611.4	611.4
5/10/2016 12:00	0	0	601.1	551	551
5/10/2016 13:00	0	0	822	754	754
5/10/2016 14:00	0	0	532.4	488.2	488.2
5/10/2016 15:00	0	0	609.1	558.8	558.8
5/10/2016 16:00	0	0	669	612.8	612.8
5/10/2016 17:00	0	0	742.4	680	680
5/10/2016 18:00	0	0	642.7	588.4	588.4
5/10/2016 19:00	0	0	652.5	598.3	598.3
5/10/2016 20:00	0	0	620.6	569.3	569.3
5/10/2016 21:00	0	0	487.3	446.9	446.9
5/10/2016 22:00	0	0	509.3	467.2	467.2
5/10/2016 23:00	0	0	187.2	171	171
5/11/2016 0:00	0	0	91.2	84.1	84.1
5/11/2016 1:00	0	0	106.8	98.3	98.3
5/11/2016 2:00	0	0	105.7	97.3	97.3
5/11/2016 3:00	0	0	106.2	97.7	97.7
5/11/2016 4:00	0	0	144.6	132.1	132.1
5/11/2016 5:00	0	0	212.8	195.5	195.5
5/11/2016 6:00	0	0	347.6	319.4	319.4
5/11/2016 7:00	0	0	399.5	366.7	366.7
5/11/2016 8:00	0	0	604.2	553	553
5/11/2016 9:00	0	0	653.5	599.4	599.4
5/11/2016 10:00	0	0	630.7	578.6	578.6
5/11/2016 11:00	0	0	564.3	517.3	517.3
5/11/2016 12:00	0	0	608.7	557.5	557.5
5/11/2016 13:00	0	0	681	624.8	624.8

	Unit 1 (Part 75 Data)	Unit 1 (Part 60 Data)	Unit 2 (Part 75 Data)	Unit 2 (Part 60 Data)	Units 1&2 Combined
	SO2_LbPerHr	SO2_P60_LbPerHr	SO2_LbPerHr	SO2_P60_LbPerHr	(Part 60 Data)
	1H	1H	1H	1H	
Time	Value	Value	Value	Value	
5/11/2016 14:00	0	0	1112.8	1020.1	1020.1
5/11/2016 15:00	0	0	974.5	892.8	892.8
5/11/2016 16:00	0	0	183	168.1	168.1
5/11/2016 17:00	0	0	741.9	679.7	679.7
5/11/2016 18:00	0	0	754.1	690.8	690.8
5/11/2016 19:00	0	0	634.2	581	581
5/11/2016 20:00	0	0	610.4	559.2	559.2
5/11/2016 21:00	0	0	611.3	559.5	559.5
5/11/2016 22:00	0	0	463.8	425.6	425.6
5/11/2016 23:00	0	0	541.2	496.7	496.7
5/12/2016 0:00	0	0	337.3	308.6	308.6
5/12/2016 1:00	0	0	132.1	120.7	120.7
5/12/2016 2:00	0	0	107.7	99.2	99.2
5/12/2016 3:00	0	0	133.2	121.7	121.7
5/12/2016 4:00	0	0	213.2	195.3	195.3
5/12/2016 5:00	0	0	211.6	193.4	193.4
5/12/2016 6:00	0	0	370.9	340.1	340.1
5/12/2016 7:00	0	0	650.7	597.3	597.3
5/12/2016 8:00	0	0	585.3	535.8	535.8
5/12/2016 9:00	0	0	594.8	545.3	545.3
5/12/2016 10:00	0	0	624	572.5	572.5
5/12/2016 11:00	0	0	958.7	878	878
5/12/2016 12:00	0	0	943.7	865.6	865.6
5/12/2016 13:00	0	0	763.9	699.5	699.5
5/12/2016 14:00	0	0	592.8	542.6	542.6
5/12/2016 15:00	0	0	650.6	596.2	596.2
5/12/2016 16:00	0	0	709	649.5	649.5
5/12/2016 17:00	0	0	707.7	648.9	648.9
5/12/2016 18:00	0	0	588.4	538.5	538.5
5/12/2016 19:00	0	0	501.2	459.8	459.8
5/12/2016 20:00	0	0	493	451.6	451.6
5/12/2016 21:00	0	0	417.5	381.9	381.9
5/12/2016 22:00	0	0	448.2	411.2	411.2
5/12/2016 23:00	0	0	362.3	332.2	332.2
5/13/2016 0:00	0	0	86.4	78.6	78.6
5/13/2016 1:00	0	0	86.5	79.4	79.4
5/13/2016 2:00	0	0	134.8	123.7	123.7
5/13/2016 3:00	0	0	147.4	135	135
5/13/2016 4:00	0	0	175.7	160.8	160.8
5/13/2016 5:00	0	0	240	220.5	220.5
5/13/2016 6:00	0	0	304.9	279.4	279.4
5/13/2016 7:00	0	0	397.9	364.9	364.9
5/13/2016 8:00	0	0	645.3	591	591
5/13/2016 9:00	0	0	541.5	496.9	496.9
5/13/2016 10:00	0	0	482.4	441.9	441.9
5/13/2016 11:00	0	0	376.7	346.1	346.1
5/13/2016 12:00	0	0	417.3	383.2	383.2
5/13/2016 13:00	0	0	475.4	436.3	436.3
5/13/2016 14:00	0	0	605	553.7	553.7
5/13/2016 15:00	0	0	1056.3	968	968
5/13/2016 16:00	0	0	594.2	543.8	543.8
5/13/2016 17:00	0	0	407.3	374	374
5/13/2016 18:00	0	0	189.6	173.3	173.3
5/13/2016 19:00	0	0	221.3	203.2	203.2
5/13/2016 20:00	0	0	212.5	194.7	194.7
5/13/2016 21:00	0	0	382.1	349.8	349.8
5/13/2016 22:00	0	0	291	267.2	267.2
5/13/2016 23:00	0	0	216.1	198.8	198.8
5/14/2016 0:00	0	0	215.9	198.4	198.4
5/14/2016 1:00	0	0	137	125.3	125.3
5/14/2016 2:00	0	0	115.7	106	106
5/14/2016 3:00	0	0	114.9	105.5	105.5
5/14/2016 4:00	0	0	120.6	111.1	111.1
5/14/2016 5:00	0	0	130.3	119.4	119.4
5/14/2016 6:00	0	0	187.1	171.1	171.1

	Unit 1 (Part 75 Data)	Unit 1 (Part 60 Data)	Unit 2 (Part 75 Data)	Unit 2 (Part 60 Data)	Units 1&2 Combined
	SO2_LbPerHr	SO2_P60_LbPerHr	SO2_LbPerHr	SO2_P60_LbPerHr	(Part 60 Data)
	1H	1H	1H	1H	
Time	Value	Value	Value	Value	
5/14/2016 7:00	0	0	314.9	288.5	288.5
5/14/2016 8:00	0	0	383.5	351.9	351.9
5/14/2016 9:00	0	0	476.8	436.8	436.8
5/14/2016 10:00	0	0	521.8	477.9	477.9
5/14/2016 11:00	0	0	479.6	439.7	439.7
5/14/2016 12:00	0	0	385.8	353.7	353.7
5/14/2016 13:00	0	0	364	333.7	333.7
5/14/2016 14:00	0	0	320.8	294.6	294.6
5/14/2016 15:00	0	0	363.8	333.5	333.5
5/14/2016 16:00	0	0	343.8	315.3	315.3
5/14/2016 17:00	0	0	269.8	247	247
5/14/2016 18:00	0	0	236.5	216.5	216.5
5/14/2016 19:00	0	0	172.9	158.1	158.1
5/14/2016 20:00	0	0	127.1	116.1	116.1
5/14/2016 21:00	0	0	87.6	80.6	80.6
5/14/2016 22:00	0	0	131.6	121.2	121.2
5/14/2016 23:00	0	0	94.3	86.6	86.6
5/15/2016 0:00	0	0	93.5	85.2	85.2
5/15/2016 1:00	0	0	120.3	110.8	110.8
5/15/2016 2:00	0	0	123.4	112.5	112.5
5/15/2016 3:00	0	0	179.3	164.1	164.1
5/15/2016 4:00	0	0	158.4	144.7	144.7
5/15/2016 5:00	0	0	207.9	190.9	190.9
5/15/2016 6:00	0	0	185.4	170.2	170.2
5/15/2016 7:00	0	0	535.3	490.1	490.1
5/15/2016 8:00	0	0	495.3	454.5	454.5
5/15/2016 9:00	0	0	461.8	422.7	422.7
5/15/2016 10:00	0	0	474.9	436	436
5/15/2016 11:00	0	0	460.8	422	422
5/15/2016 12:00	0	0	448	411	411
5/15/2016 13:00	0	0	472.9	434.1	434.1
5/15/2016 14:00	0	0	456.9	418.5	418.5
5/15/2016 15:00	0	0	461	422.5	422.5
5/15/2016 16:00	0	0	502.5	461.2	461.2
5/15/2016 17:00	0	0	552.3	506.6	506.6
5/15/2016 18:00	0	0	525.5	481.9	481.9
5/15/2016 19:00	0	0	603	552	552
5/15/2016 20:00	0	0	653.1	598	598
5/15/2016 21:00	0	0	562.9	516.8	516.8
5/15/2016 22:00	0	0	514.2	472	472
5/15/2016 23:00	0	0	597.6	547.7	547.7
5/16/2016 0:00	22.5	20.7	588.1	539.7	560.4
5/16/2016 1:00	36.1	32.5	527.7	483.4	515.9
5/16/2016 2:00	20.3	18.6	532.6	488.5	507.1
5/16/2016 3:00	73.8	66.8	573.3	525.7	592.5
5/16/2016 4:00	82.7	74.9	556.7	510.8	585.7
5/16/2016 5:00	340.7	308.4	690.9	633	941.4
5/16/2016 6:00	272.6	247.1	645.7	591.4	838.5
5/16/2016 7:00	406.1	367.3	946.5	867.3	1234.6
5/16/2016 8:00	249.8	225.9	654	600.4	826.3
5/16/2016 9:00	236.3	213.7	550.7	504	717.7
5/16/2016 10:00	265.5	239.8	491.5	451.4	691.2
5/16/2016 11:00	399.4	362.2	718.8	659.5	1021.7
5/16/2016 12:00	486.7	441.2	691.8	633.8	1075
5/16/2016 13:00	634.1	574.3	693.6	636.3	1210.6
5/16/2016 14:00	637.8	577.3	553	507	1084.3
5/16/2016 15:00	582.4	527.6	659	604.4	1132
5/16/2016 16:00	803.4	727	910	833.7	1560.7
5/16/2016 17:00	749.9	679.6	746.6	683.7	1363.3
5/16/2016 18:00	776.4	702.8	776.4	712.5	1415.3
5/16/2016 19:00	900.1	815.3	894.1	818.9	1634.2
5/16/2016 20:00	834.4	756.4	714.9	654.7	1411.1
5/16/2016 21:00	449.6	408	641.7	588.1	996.1
5/16/2016 22:00	617.1	558.8	643.3	589.8	1148.6
5/16/2016 23:00	539.6	489	340.7	311.6	800.6

	Unit 1 (Part 75 Data)	Unit 1 (Part 60 Data)	Unit 2 (Part 75 Data)	Unit 2 (Part 60 Data)	Units 1&2 Combined
	SO2_LbPerHr	SO2_P60_LbPerHr	SO2_LbPerHr	SO2_P60_LbPerHr	(Part 60 Data)
	1H	1H	1H	1H	
Time	Value	Value	Value	Value	
5/17/2016 0:00	279.7	253.3	156.7	143.4	396.7
5/17/2016 1:00	237.3	214.8	140.8	129.5	344.3
5/17/2016 2:00	182.8	165.7	133.9	122.8	288.5
5/17/2016 3:00	309.5	280.5	181.3	166.3	446.8
5/17/2016 4:00	440.7	399.2	303	277.1	676.3
5/17/2016 5:00	718.2	650.1	377.3	346.3	996.4
5/17/2016 6:00	728.4	659.1	528.3	484.7	1143.8
5/17/2016 7:00	967.1	876.7	949	870.4	1747.1
5/17/2016 8:00	834.2	754.9	1030.5	945.3	1700.2
5/17/2016 9:00	727.2	658.4	809.7	742.7	1401.1
5/17/2016 10:00	1314.5	1191.3	856.5	785.7	1977
5/17/2016 11:00	1271	1150.5	773	708.8	1859.3
5/17/2016 12:00	815.3	739	884.3	810.1	1549.1
5/17/2016 13:00	676.3	612	903.8	829	1441
5/17/2016 14:00	791.1	715.7	790	723.7	1439.4
5/17/2016 15:00	965.7	875.1	854.6	783.9	1659
5/17/2016 16:00	1116.3	1011.8	914.6	838	1849.8
5/17/2016 17:00	1059.5	959.4	859.8	787.3	1746.7
5/17/2016 18:00	728.5	659.3	692.3	635.3	1294.6
5/17/2016 19:00	583.7	529.3	828.9	760.3	1289.6
5/17/2016 20:00	734.3	664.7	897.2	822	1486.7
5/17/2016 21:00	855	774.7	563.8	517.7	1292.4
5/17/2016 22:00	726.7	657.6	671.5	615.1	1272.7
5/17/2016 23:00	499.4	453.1	556.7	510.5	963.6
5/18/2016 0:00	319.5	289.1	255.6	234.6	523.7
5/18/2016 1:00	184	167.3	206.7	189.9	357.2
5/18/2016 2:00	199.2	180	189.4	173.1	353.1
5/18/2016 3:00	197.8	178.5	186.1	171	349.5
5/18/2016 4:00	335.9	304.7	225.3	206.1	510.8
5/18/2016 5:00	478.7	433.3	344	315.9	749.2
5/18/2016 6:00	557	505.3	534.1	489	994.3
5/18/2016 7:00	891.8	807.5	665	610.4	1417.9
5/18/2016 8:00	855.9	776	629.7	577.1	1353.1
5/18/2016 9:00	901.6	817.1	761.6	697.5	1514.6
5/18/2016 10:00	806	730.6	417.9	382.9	1113.5
5/18/2016 11:00	705.6	639.4	400.1	367.5	1006.9
5/18/2016 12:00	781.7	708.2	467.9	429.5	1137.7
5/18/2016 13:00	926.3	839	450.4	412.4	1251.4
5/18/2016 14:00	892	807.1	442	404.4	1211.5
5/18/2016 15:00	898.8	814.3	470.2	430.5	1244.8
5/18/2016 16:00	917	830.2	518	474.1	1304.3
5/18/2016 17:00	836.7	757.6	543.6	497.5	1255.1
5/18/2016 18:00	746.4	676.8	561.3	515.4	1192.2
5/18/2016 19:00	1477.2	1337.8	868	796.2	2134
5/18/2016 20:00	1545.2	1398.9	746	683.8	2082.7
5/18/2016 21:00	1298.3	1176.4	732.8	672.6	1849
5/18/2016 22:00	880.8	797	555.3	508.2	1305.2
5/18/2016 23:00	592.8	537.6	409.2	374.4	912
5/19/2016 0:00	312	282.4	260.3	238.6	521
5/19/2016 1:00	245.3	222.8	165.5	151.8	374.6
5/19/2016 2:00	165.7	150.4	118.9	109.3	259.7
5/19/2016 3:00	274.6	248.8	163.1	149	397.8
5/19/2016 4:00	348.2	314.7	159	145.9	460.6
5/19/2016 5:00	305.1	276	155.6	142.5	418.5
5/19/2016 6:00	263.2	238.3	165	151.7	390
5/19/2016 7:00	379.7	344.6	234.3	214.9	559.5
5/19/2016 8:00	467	423.8	299.2	273.9	697.7
5/19/2016 9:00	669.8	612.9	328	300.2	913.1
5/19/2016 10:00	1396.4	1279.7	405.8	371.9	1651.6
5/19/2016 11:00	1243	1138.7	333.5	306.4	1445.1
5/19/2016 12:00	1207.4	1094.5	413.3	378	1472.5
5/19/2016 13:00	1198.8	1086.8	466.9	427.5	1514.3
5/19/2016 14:00	976.5	883.8	484.1	444.5	1328.3
5/19/2016 15:00	1127.7	1021.5	558.5	512.5	1534
5/19/2016 16:00	1192.3	1080.2	514.1	470.4	1550.6

	Unit 1 (Part 75 Data)	Unit 1 (Part 60 Data)	Unit 2 (Part 75 Data)	Unit 2 (Part 60 Data)	Units 1&2 Combined
	SO2_LbPerHr	SO2_P60_LbPerHr	SO2_LbPerHr	SO2_P60_LbPerHr	(Part 60 Data)
	1H	1H	1H	1H	
Time	Value	Value	Value	Value	
5/19/2016 17:00	1288.2	1167.8	417.8	382.7	1550.5
5/19/2016 18:00	1029.6	933.5	378.6	347.6	1281.1
5/19/2016 19:00	921.4	834.6	408.5	373.9	1208.5
5/19/2016 20:00	1092.1	989.8	562.3	515.3	1505.1
5/19/2016 21:00	442.2	400	416.2	381	781
5/19/2016 22:00	238.7	216.1	247.7	227.8	443.9
5/19/2016 23:00	101.9	92.8	224.5	206.4	299.2
5/20/2016 0:00	52.2	47	160.7	148	195
5/20/2016 1:00	0	0	67.1	61.7	61.7
5/20/2016 2:00	0	0	28.3	26.5	26.5
5/20/2016 3:00	0	0	32.8	29.5	29.5
5/20/2016 4:00	0	0	45	41.8	41.8
5/20/2016 5:00	0	0	118.7	108.3	108.3
5/20/2016 6:00	0	0	226.6	208.3	208.3
5/20/2016 7:00	0	0	180.1	165.5	165.5
5/20/2016 8:00	0	0	95.9	88.6	88.6
5/20/2016 9:00	0	0	103	94	94
5/20/2016 10:00	0	0	116.2	107.1	107.1
5/20/2016 11:00	0	0	118.5	109.4	109.4
5/20/2016 12:00	0	0	110.7	101.6	101.6
5/20/2016 13:00	0	0	91.8	84.6	84.6
5/20/2016 14:00	0	0	74	68.6	68.6
5/20/2016 15:00	0	0	145.7	133.1	133.1
5/20/2016 16:00	0	0	186.5	170.4	170.4
5/20/2016 17:00	0	0	116.8	106.8	106.8
5/20/2016 18:00	0	0	132.5	121.1	121.1
5/20/2016 19:00	0	0	223.4	204.1	204.1
5/20/2016 20:00	0	0	309.7	283.3	283.3
5/20/2016 21:00	0	0	233.3	214.6	214.6
5/20/2016 22:00	0	0	141.2	129.1	129.1
5/20/2016 23:00	0	0	151.9	139.9	139.9
5/21/2016 0:00	0	0	165	151.6	151.6
5/21/2016 1:00	0	0	59.2	54.7	54.7
5/21/2016 2:00	0	0	2.8	2.8	2.8
5/21/2016 3:00	0	0	26.8	24	24
5/21/2016 4:00	0	0	38.9	35.9	35.9
5/21/2016 5:00	0	0	60	55.3	55.3
5/21/2016 6:00	0	0	117.5	107.7	107.7
5/21/2016 7:00	0	0	270.6	248.7	248.7
5/21/2016 8:00	0	0	301.9	277.1	277.1
5/21/2016 9:00	0	0	351.1	321	321
5/21/2016 10:00	0	0	468.9	429.1	429.1
5/21/2016 11:00	0	0	313.3	287.6	287.6
5/21/2016 12:00	0	0	282.1	258.9	258.9
5/21/2016 13:00	0	0	421	385.7	385.7
5/21/2016 14:00	0	0	323.3	296.2	296.2
5/21/2016 15:00	0	0	465.3	425.7	425.7
5/21/2016 16:00	0	0	451.4	413.8	413.8
5/21/2016 17:00	0	0	397.3	364.5	364.5
5/21/2016 18:00	0	0	428.9	394	394
5/21/2016 19:00	0	0	451.7	414.5	414.5
5/21/2016 20:00	0	0	665	610.3	610.3
5/21/2016 21:00	0	0	848.5	777.1	777.1
5/21/2016 22:00	0	0	664.6	609.7	609.7
5/21/2016 23:00	0	0	172.3	157.4	157.4
5/22/2016 0:00	0	0	90.9	83.7	83.7
5/22/2016 1:00	0	0	0	0	0
5/22/2016 2:00	0	0	0	0	0
5/22/2016 3:00	0	0	0	0	0
5/22/2016 4:00	0	0	0	0	0
5/22/2016 5:00	0	0	0	0	0
5/22/2016 6:00	0	0	0	0	0
5/22/2016 7:00	0	0	0	0	0
5/22/2016 8:00	0	0	0	0	0
5/22/2016 9:00	0	0	0	0	0

	Unit 1 (Part 75 Data)	Unit 1 (Part 60 Data)	Unit 2 (Part 75 Data)	Unit 2 (Part 60 Data)	Units 1&2 Combined
	SO2_LbPerHr	SO2_P60_LbPerHr	SO2_LbPerHr	SO2_P60_LbPerHr	(Part 60 Data)
	1H	1H	1H	1H	
Time	Value	Value	Value	Value	
5/22/2016 10:00	0	0	0	0	0
5/22/2016 11:00	0	0	0	0	0
5/22/2016 12:00	0	0	0	0	0
5/22/2016 13:00	0	0	0	0	0
5/22/2016 14:00	0	0	0	0	0
5/22/2016 15:00	0	0	0	0	0
5/22/2016 16:00	0	0	0	0	0
5/22/2016 17:00	0	0	0	0	0
5/22/2016 18:00	0	0	0	0	0
5/22/2016 19:00	0	0	0	0	0
5/22/2016 20:00	0	0	0	0	0
5/22/2016 21:00	0	0	0	0	0
5/22/2016 22:00	0	0	0	0	0
5/22/2016 23:00	0	0	0	0	0
5/23/2016 0:00	0	0	0	0	0
5/23/2016 1:00	0	0	0	0	0
5/23/2016 2:00	0	0	0	0	0
5/23/2016 3:00	0	0	0	0	0
5/23/2016 4:00	0	0	0	0	0
5/23/2016 5:00	0	0	0	0	0
5/23/2016 6:00	0	0	0	0	0
5/23/2016 7:00	0	0	0	0	0
5/23/2016 8:00	0	0	0	0	0
5/23/2016 9:00	0	0	0	0	0
5/23/2016 10:00	0	0	0	0	0
5/23/2016 11:00	0	0	0	0	0
5/23/2016 12:00	0	0	0	0	0
5/23/2016 13:00	0	0	0	0	0
5/23/2016 14:00	0	0	0	0	0
5/23/2016 15:00	0	0	0	0	0
5/23/2016 16:00	0	0	0	0	0
5/23/2016 17:00	0	0	0	0	0
5/23/2016 18:00	0	0	0	0	0
5/23/2016 19:00	0	0	0	0	0
5/23/2016 20:00	0	0	0	0	0
5/23/2016 21:00	0	0	0	0	0
5/23/2016 22:00	0	0	0	0	0
5/23/2016 23:00	0	0	0	0	0
5/24/2016 0:00	0	0	0	0	0
5/24/2016 1:00	0	0	0	0	0
5/24/2016 2:00	0	0	0	0	0
5/24/2016 3:00	0	0	0	0	0
5/24/2016 4:00	0	0	0	0	0
5/24/2016 5:00	0	0	0	0	0
5/24/2016 6:00	0	0	0	0	0
5/24/2016 7:00	0	0	0	0	0
5/24/2016 8:00	0	0	0	0	0
5/24/2016 9:00	0	0	0	0	0
5/24/2016 10:00	0	0	0	0	0
5/24/2016 11:00	0	0	0	0	0
5/24/2016 12:00	0	0	0	0	0
5/24/2016 13:00	0	0	0	0	0
5/24/2016 14:00	0	0	0	0	0
5/24/2016 15:00	0	0	0	0	0
5/24/2016 16:00	0	0	0	0	0
5/24/2016 17:00	0	0	0	0	0
5/24/2016 18:00	0	0	0	0	0
5/24/2016 19:00	0	0	0	0	0
5/24/2016 20:00	0	0	0	0	0
5/24/2016 21:00	0	0	0	0	0
5/24/2016 22:00	0	0	0	0	0
5/24/2016 23:00	0	0	0	0	0
5/25/2016 0:00	0	0	0	0	0
5/25/2016 1:00	0	0	0	0	0
5/25/2016 2:00	0	0	0	0	0

	Unit 1 (Part 75 Data)	Unit 1 (Part 60 Data)	Unit 2 (Part 75 Data)	Unit 2 (Part 60 Data)	Units 1&2 Combined
	SO2_LbPerHr	SO2_P60_LbPerHr	SO2_LbPerHr	SO2_P60_LbPerHr	(Part 60 Data)
	1H	1H	1H	1H	
Time	Value	Value	Value	Value	
5/25/2016 3:00	0	0	0	0	0
5/25/2016 4:00	0	0	0	0	0
5/25/2016 5:00	0	0	0	0	0
5/25/2016 6:00	0	0	0	0	0
5/25/2016 7:00	0	0	0	0	0
5/25/2016 8:00	0	0	0	0	0
5/25/2016 9:00	0	0	0	0	0
5/25/2016 10:00	0	0	0	0	0
5/25/2016 11:00	0	0	0	0	0
5/25/2016 12:00	0	0	0	0	0
5/25/2016 13:00	0	0	0	0	0
5/25/2016 14:00	0	0	0	0	0
5/25/2016 15:00	0	0	0	0	0
5/25/2016 16:00	0	0	0	0	0
5/25/2016 17:00	0	0	0	0	0
5/25/2016 18:00	0	0	0	0	0
5/25/2016 19:00	0	0	0	0	0
5/25/2016 20:00	0	0	0	0	0
5/25/2016 21:00	0	0	0	0	0
5/25/2016 22:00	0	0	0	0	0
5/25/2016 23:00	0	0	0	0	0
5/26/2016 0:00	0	0	0	0	0
5/26/2016 1:00	0	0	0	0	0
5/26/2016 2:00	0	0	0	0	0
5/26/2016 3:00	0	0	0	0	0
5/26/2016 4:00	0	0	0	0	0
5/26/2016 5:00	0	0	0	0	0
5/26/2016 6:00	0	0	0	0	0
5/26/2016 7:00	0	0	0	0	0
5/26/2016 8:00	0	0	0	0	0
5/26/2016 9:00	0	0	0	0	0
5/26/2016 10:00	0	0	0	0	0
5/26/2016 11:00	0	0	0	0	0
5/26/2016 12:00	0	0	0	0	0
5/26/2016 13:00	0	0	0	0	0
5/26/2016 14:00	0	0	0	0	0
5/26/2016 15:00	0	0	0	0	0
5/26/2016 16:00	0	0	0	0	0
5/26/2016 17:00	0	0	0	0	0
5/26/2016 18:00	0	0	0	0	0
5/26/2016 19:00	0	0	0	0	0
5/26/2016 20:00	0	0	0	0	0
5/26/2016 21:00	0	0	0	0	0
5/26/2016 22:00	0	0	0	0	0
5/26/2016 23:00	0	0	0	0	0
5/27/2016 0:00	0	0	0	0	0
5/27/2016 1:00	0	0	0	0	0
5/27/2016 2:00	0	0	0	0	0
5/27/2016 3:00	0	0	0	0	0
5/27/2016 4:00	0	0	0	0	0
5/27/2016 5:00	0	0	0	0	0
5/27/2016 6:00	0	0	0	0	0
5/27/2016 7:00	0	0	0	0	0
5/27/2016 8:00	0	0	0	0	0
5/27/2016 9:00	0	0	0	0	0
5/27/2016 10:00	0	0	0	0	0
5/27/2016 11:00	0	0	0	0	0
5/27/2016 12:00	0	0	0	0	0
5/27/2016 13:00	0	0	0	0	0
5/27/2016 14:00	0	0	0	0	0
5/27/2016 15:00	0	0	0	0	0
5/27/2016 16:00	0	0	0	0	0
5/27/2016 17:00	0	0	0	0	0
5/27/2016 18:00	0	0	0	0	0
5/27/2016 19:00	0	0	0	0	0

	Unit 1 (Part 75 Data)	Unit 1 (Part 60 Data)	Unit 2 (Part 75 Data)	Unit 2 (Part 60 Data)	Units 1&2 Combined
	SO2_LbPerHr	SO2_P60_LbPerHr	SO2_LbPerHr	SO2_P60_LbPerHr	(Part 60 Data)
	1H	1H	1H	1H	
Time	Value	Value	Value	Value	
5/27/2016 20:00	0	0	0	0	0
5/27/2016 21:00	0	0	0	0	0
5/27/2016 22:00	0	0	0	0	0
5/27/2016 23:00	0	0	0	0	0
5/28/2016 0:00	0	0	0	0	0
5/28/2016 1:00	0	0	0	0	0
5/28/2016 2:00	0	0	0	0	0
5/28/2016 3:00	0	0	0	0	0
5/28/2016 4:00	0	0	0	0	0
5/28/2016 5:00	0	0	0	0	0
5/28/2016 6:00	0	0	0	0	0
5/28/2016 7:00	0	0	0	0	0
5/28/2016 8:00	0	0	0	0	0
5/28/2016 9:00	0	0	0	0	0
5/28/2016 10:00	0	0	0	0	0
5/28/2016 11:00	0	0	0	0	0
5/28/2016 12:00	0	0	0	0	0
5/28/2016 13:00	0	0	0	0	0
5/28/2016 14:00	0	0	0	0	0
5/28/2016 15:00	0	0	0	0	0
5/28/2016 16:00	0	0	0	0	0
5/28/2016 17:00	0	0	0	0	0
5/28/2016 18:00	0	0	0	0	0
5/28/2016 19:00	0	0	0	0	0
5/28/2016 20:00	0	0	0	0	0
5/28/2016 21:00	0	0	0	0	0
5/28/2016 22:00	0	0	0	0	0
5/28/2016 23:00	0	0	0	0	0
5/29/2016 0:00	0	0	0	0	0
5/29/2016 1:00	0	0	0	0	0
5/29/2016 2:00	0	0	0	0	0
5/29/2016 3:00	0	0	0	0	0
5/29/2016 4:00	0	0	0	0	0
5/29/2016 5:00	0	0	0	0	0
5/29/2016 6:00	0	0	0	0	0
5/29/2016 7:00	0	0	0	0	0
5/29/2016 8:00	0	0	0	0	0
5/29/2016 9:00	0	0	0	0	0
5/29/2016 10:00	0	0	0	0	0
5/29/2016 11:00	0	0	0	0	0
5/29/2016 12:00	0	0	0	0	0
5/29/2016 13:00	0	0	0	0	0
5/29/2016 14:00	0	0	0	0	0
5/29/2016 15:00	0	0	0	0	0
5/29/2016 16:00	0	0	0	0	0
5/29/2016 17:00	0	0	0	0	0
5/29/2016 18:00	0	0	0	0	0
5/29/2016 19:00	0	0	0	0	0
5/29/2016 20:00	0	0	0	0	0
5/29/2016 21:00	0	0	0	0	0
5/29/2016 22:00	0	0	0	0	0
5/29/2016 23:00	0	0	0	0	0
5/30/2016 0:00	0	0	0	0	0
5/30/2016 1:00	0	0	0	0	0
5/30/2016 2:00	0	0	0	0	0
5/30/2016 3:00	0	0	0	0	0
5/30/2016 4:00	0	0	0	0	0
5/30/2016 5:00	0	0	0	0	0
5/30/2016 6:00	0	0	0	0	0
5/30/2016 7:00	0	0	0	0	0
5/30/2016 8:00	0	0	0	0	0
5/30/2016 9:00	0	0	0	0	0
5/30/2016 10:00	0	0	0	0	0
5/30/2016 11:00	0	0	0	0	0
5/30/2016 12:00	0	0	0	0	0

	Unit 1 (Part 75 Data)	Unit 1 (Part 60 Data)	Unit 2 (Part 75 Data)	Unit 2 (Part 60 Data)	Units 1&2 Combined
	SO2_LbPerHr	SO2_P60_LbPerHr	SO2_LbPerHr	SO2_P60_LbPerHr	(Part 60 Data)
	1H	1H	1H	1H	
Time	Value	Value	Value	Value	
5/30/2016 13:00	0	0	0	0	0
5/30/2016 14:00	0	0	0	0	0
5/30/2016 15:00	0	0	0	0	0
5/30/2016 16:00	0	0	0	0	0
5/30/2016 17:00	0	0	0	0	0
5/30/2016 18:00	0	0	0	0	0
5/30/2016 19:00	0	0	0	0	0
5/30/2016 20:00	0	0	0	0	0
5/30/2016 21:00	0	0	0	0	0
5/30/2016 22:00	0	0	0	0	0
5/30/2016 23:00	0	0	0	0	0
5/31/2016 0:00	0	0	0	0	0
5/31/2016 1:00	0	0	0	0	0
5/31/2016 2:00	0	0	0	0	0
5/31/2016 3:00	0.9	0.9	0	0	0.9
5/31/2016 4:00	0	0	0	0	0
5/31/2016 5:00	0	0	0	0	0
5/31/2016 6:00	0	0	0	0	0
5/31/2016 7:00	0	0	0	0	0
5/31/2016 8:00	0	0	0	0	0
5/31/2016 9:00	7.9	7	0	0	7
5/31/2016 10:00	18.7	16.9	0	0	16.9
5/31/2016 11:00	101.3	91.4	0	0	91.4
5/31/2016 12:00	99.1	90.1	0	0	90.1
5/31/2016 13:00	166.1	150.3	0	0	150.3
5/31/2016 14:00	238.6	215.8	0	0	215.8
5/31/2016 15:00	346.1	313.1	0	0	313.1
5/31/2016 16:00	354.7	321.3	0	0	321.3
5/31/2016 17:00	351.4	317.9	0	0	317.9
5/31/2016 18:00	339.4	307.1	0	0	307.1
5/31/2016 19:00	323.3	293.5	0	0	293.5
5/31/2016 20:00	317.1	287.1	0	0	287.1
5/31/2016 21:00	416.9	378.1	0	0	378.1
5/31/2016 22:00	709.5	642.7	0	0	642.7
5/31/2016 23:00	659.9	597.7	0	0	597.7
6/1/2016 0:00	558.9	507	0	0	507
6/1/2016 1:00	361.8	328	0	0	328
6/1/2016 2:00	335.6	303.8	0	0	303.8
6/1/2016 3:00	291.9	265	0	0	265
6/1/2016 4:00	297.5	270	0	0	270
6/1/2016 5:00	387.1	351	0	0	351
6/1/2016 6:00	602.8	546.4	0	0	546.4
6/1/2016 7:00	597.4	541.4	0	0	541.4
6/1/2016 8:00	700.6	635.5	0	0	635.5
6/1/2016 9:00	584.1	530	0	0	530
6/1/2016 10:00	546.1	494.1	0	0	494.1
6/1/2016 11:00	582.1	527.8	0	0	527.8
6/1/2016 12:00	527.4	477.3	0	0	477.3
6/1/2016 13:00	471.8	427.2	0	0	427.2
6/1/2016 14:00	610.5	553.1	0	0	553.1
6/1/2016 15:00	610.4	552.5	0	0	552.5
6/1/2016 16:00	630.3	571.2	0	0	571.2
6/1/2016 17:00	627.1	568.3	0	0	568.3
6/1/2016 18:00	679.8	615.2	0	0	615.2
6/1/2016 19:00	682.2	618	0	0	618
6/1/2016 20:00	642.2	582.4	0	0	582.4
6/1/2016 21:00	619.9	561.5	0	0	561.5
6/1/2016 22:00	613.5	556.2	0	0	556.2
6/1/2016 23:00	581.7	526.1	0	0	526.1
6/2/2016 0:00	644.1	583.3	0	0	583.3
6/2/2016 1:00	664.1	601.7	0	0	601.7
6/2/2016 2:00	453.8	410.3	0	0	410.3
6/2/2016 3:00	497	450.7	0	0	450.7
6/2/2016 4:00	594.3	538.3	0	0	538.3
6/2/2016 5:00	522.4	472.4	0	0	472.4

	Unit 1 (Part 75 Data)	Unit 1 (Part 60 Data)	Unit 2 (Part 75 Data)	Unit 2 (Part 60 Data)	Units 1&2 Combined
	SO2_LbPerHr	SO2_P60_LbPerHr	SO2_LbPerHr	SO2_P60_LbPerHr	(Part 60 Data)
	1H	1H	1H	1H	
Time	Value	Value	Value	Value	
6/2/2016 6:00	579.8	525.6	0	0	525.6
6/2/2016 7:00	600.7	544.2	0	0	544.2
6/2/2016 8:00	688.8	623.7	0	0	623.7
6/2/2016 9:00	561.1	509.1	0	0	509.1
6/2/2016 10:00	727.4	658.7	0	0	658.7
6/2/2016 11:00	662.2	599	0	0	599
6/2/2016 12:00	652.1	590.1	0	0	590.1
6/2/2016 13:00	615.6	557.1	0	0	557.1
6/2/2016 14:00	641	579.9	0	0	579.9
6/2/2016 15:00	722	653.6	0	0	653.6
6/2/2016 16:00	659	596.7	0	0	596.7
6/2/2016 17:00	699.4	633.9	0	0	633.9
6/2/2016 18:00	665	603.2	0	0	603.2
6/2/2016 19:00	669.2	606.2	0	0	606.2
6/2/2016 20:00	684.6	619.2	0	0	619.2
6/2/2016 21:00	695.2	629.7	0	0	629.7
6/2/2016 22:00	924.4	836.9	0	0	836.9
6/2/2016 23:00	661	598.9	0	0	598.9
6/3/2016 0:00	450.3	408.4	0	0	408.4
6/3/2016 1:00	379.9	343.4	0	0	343.4
6/3/2016 2:00	415.3	376	0	0	376
6/3/2016 3:00	581.4	526.4	0	0	526.4
6/3/2016 4:00	750.2	680.1	0	0	680.1
6/3/2016 5:00	743	672.8	0	0	672.8
6/3/2016 6:00	609.8	552.4	0	0	552.4
6/3/2016 7:00	460.1	416	0	0	416
6/3/2016 8:00	881.8	798.7	0	0	798.7
6/3/2016 9:00	700.1	633.7	0	0	633.7
6/3/2016 10:00	690.5	625.8	0	0	625.8
6/3/2016 11:00	690.7	625.5	0	0	625.5
6/3/2016 12:00	748.5	678.5	0	0	678.5
6/3/2016 13:00	745.2	674.2	0	0	674.2
6/3/2016 14:00	742.9	672.3	0	0	672.3
6/3/2016 15:00	752.6	681.5	0	0	681.5
6/3/2016 16:00	752.6	682	0	0	682
6/3/2016 17:00	750	679.7	0	0	679.7
6/3/2016 18:00	759.6	687.7	0	0	687.7
6/3/2016 19:00	767.5	695.5	0	0	695.5
6/3/2016 20:00	800.5	724.3	0	0	724.3
6/3/2016 21:00	998.9	905.1	0	0	905.1
6/3/2016 22:00	718.2	650.8	0	0	650.8
6/3/2016 23:00	735.5	666	0	0	666
6/4/2016 0:00	525.8	476.6	0	0	476.6
6/4/2016 1:00	415	375.6	0	0	375.6
6/4/2016 2:00	437.8	396.6	0	0	396.6
6/4/2016 3:00	369.1	334.9	0	0	334.9
6/4/2016 4:00	373.7	338.1	0	0	338.1
6/4/2016 5:00	302.1	273.6	0	0	273.6
6/4/2016 6:00	270.3	245.4	0	0	245.4
6/4/2016 7:00	376.6	341.8	0	0	341.8
6/4/2016 8:00	382.8	346.3	0	0	346.3
6/4/2016 9:00	482.3	437.4	0	0	437.4
6/4/2016 10:00	589.8	534.8	0	0	534.8
6/4/2016 11:00	664.7	602.3	0	0	602.3
6/4/2016 12:00	657.6	595.2	0	0	595.2
6/4/2016 13:00	646.7	585.6	0	0	585.6
6/4/2016 14:00	656	595	0	0	595
6/4/2016 15:00	663.8	601.3	0	0	601.3
6/4/2016 16:00	670.4	607.9	0	0	607.9
6/4/2016 17:00	666.3	604	0	0	604
6/4/2016 18:00	686	621.3	0	0	621.3
6/4/2016 19:00	643	582.4	0	0	582.4
6/4/2016 20:00	657.4	595	0	0	595
6/4/2016 21:00	644.7	584.5	0	0	584.5
6/4/2016 22:00	562.4	509.1	0	0	509.1

	Unit 1 (Part 75 Data)	Unit 1 (Part 60 Data)	Unit 2 (Part 75 Data)	Unit 2 (Part 60 Data)	Units 1&2 Combined
	SO2_LbPerHr	SO2_P60_LbPerHr	SO2_LbPerHr	SO2_P60_LbPerHr	(Part 60 Data)
	1H	1H	1H	1H	
Time	Value	Value	Value	Value	
6/4/2016 23:00	579.5	525.5	0	0	525.5
6/5/2016 0:00	465.3	421	0	0	421
6/5/2016 1:00	413.9	374.4	0	0	374.4
6/5/2016 2:00	334.8	303	0	0	303
6/5/2016 3:00	291.6	264.3	0	0	264.3
6/5/2016 4:00	289.7	262.6	0	0	262.6
6/5/2016 5:00	286.5	259.3	0	0	259.3
6/5/2016 6:00	252.9	229.7	0	0	229.7
6/5/2016 7:00	354.1	321.2	0	0	321.2
6/5/2016 8:00	411.2	372	0	0	372
6/5/2016 9:00	615.2	556.4	0	0	556.4
6/5/2016 10:00	639.7	578.7	0	0	578.7
6/5/2016 11:00	633.6	574.5	0	0	574.5
6/5/2016 12:00	674	611.1	0	0	611.1
6/5/2016 13:00	667.2	604	0	0	604
6/5/2016 14:00	677.3	613.6	0	0	613.6
6/5/2016 15:00	695.3	629.9	0	0	629.9
6/5/2016 16:00	675.8	613	0	0	613
6/5/2016 17:00	712.3	645.8	0	0	645.8
6/5/2016 18:00	701.6	635.1	2.5	2.5	637.6
6/5/2016 19:00	711.1	644.3	12.5	11.7	656
6/5/2016 20:00	748	677	12.6	11.7	688.7
6/5/2016 21:00	820	743.1	22.8	21.1	764.2
6/5/2016 22:00	758.3	687.6	10.2	9.3	696.9
6/5/2016 23:00	799.5	725.1	2.6	2.6	727.7
6/6/2016 0:00	782.3	708.3	0	0	708.3
6/6/2016 1:00	812.2	736.1	19.4	17.5	753.6
6/6/2016 2:00	779.4	705.1	225	206.1	911.2
6/6/2016 3:00	849.6	769.9	365.2	335.1	1105
6/6/2016 4:00	715	647.3	306.7	280.9	928.2
6/6/2016 5:00	634.4	574.5	455.9	417.3	991.8
6/6/2016 6:00	781.6	708.4	461.6	423	1131.4
6/6/2016 7:00	768.7	695.5	327.5	300.1	995.6
6/6/2016 8:00	612.7	554.5	331.7	304.4	858.9
6/6/2016 9:00	727.3	659.4	392.7	359.8	1019.2
6/6/2016 10:00	822.1	743.8	359.6	328.8	1072.6
6/6/2016 11:00	735.1	665.1	346.1	317.1	982.2
6/6/2016 12:00	765.1	693.2	575.3	527.7	1220.9
6/6/2016 13:00	761.5	689.6	429.3	394.2	1083.8
6/6/2016 14:00	753.4	683.1	209	192.2	875.3
6/6/2016 15:00	786.1	712.2	301.8	276.5	988.7
6/6/2016 16:00	751.5	681.3	410	375.4	1056.7
6/6/2016 17:00	754.6	682.6	434.4	398.3	1080.9
6/6/2016 18:00	793.4	719.5	522	478.6	1198.1
6/6/2016 19:00	735.8	666.1	551.7	505	1171.1
6/6/2016 20:00	757.6	685.5	564.7	517.9	1203.4
6/6/2016 21:00	761.7	690.2	608.5	558.1	1248.3
6/6/2016 22:00	620.9	562.3	498.5	456.8	1019.1
6/6/2016 23:00	681.2	616.9	451.6	414.5	1031.4
6/7/2016 0:00	619.2	561.1	449.9	412	973.1
6/7/2016 1:00	428.6	387.8	400	366.9	754.7
6/7/2016 2:00	309.7	280.9	332.6	305.1	586
6/7/2016 3:00	341	308.3	300.4	275.9	584.2
6/7/2016 4:00	375.6	340.1	321.1	294.5	634.6
6/7/2016 5:00	451.6	409.3	358.4	328.1	737.4
6/7/2016 6:00	452.6	410.4	323	295.7	706.1
6/7/2016 7:00	434.3	393	350.2	320.9	713.9
6/7/2016 8:00	432.1	390.9	745.2	683	1073.9
6/7/2016 9:00	476.2	431.8	760.5	697.4	1129.2
6/7/2016 10:00	523.9	474.8	639.7	585.9	1060.7
6/7/2016 11:00	532.5	481.7	609	558.7	1040.4
6/7/2016 12:00	495.6	449.7	600.5	550.3	1000
6/7/2016 13:00	444.4	401.9	573.3	524.7	926.6
6/7/2016 14:00	413.9	374.5	545.1	500.3	874.8
6/7/2016 15:00	410.4	371	586.7	538.5	909.5

	Unit 1 (Part 75 Data)	Unit 1 (Part 60 Data)	Unit 2 (Part 75 Data)	Unit 2 (Part 60 Data)	Units 1&2 Combined
	SO2_LbPerHr	SO2_P60_LbPerHr	SO2_LbPerHr	SO2_P60_LbPerHr	(Part 60 Data)
	1H	1H	1H	1H	
Time	Value	Value	Value	Value	
6/7/2016 16:00	399.3	361.5	628	576.2	937.7
6/7/2016 17:00	367.9	333.4	754.4	691.7	1025.1
6/7/2016 18:00	344.1	311.4	792.7	726.6	1038
6/7/2016 19:00	354.2	321.4	704.6	645.1	966.5
6/7/2016 20:00	360.4	326.2	727.8	666.8	993
6/7/2016 21:00	393.7	356.3	555	509.3	865.6
6/7/2016 22:00	451.3	408.8	502	459.7	868.5
6/7/2016 23:00	424.4	383.8	304.6	279.4	663.2
6/8/2016 0:00	372.1	336.8	340.6	312.4	649.2
6/8/2016 1:00	378.8	343.6	392.7	360.4	704
6/8/2016 2:00	371	335.7	364.1	334.4	670.1
6/8/2016 3:00	355.8	322.2	344.1	315.7	637.9
6/8/2016 4:00	322	291	316.4	290.6	581.6
6/8/2016 5:00	357.2	323.9	383.3	350.7	674.6
6/8/2016 6:00	372.4	337.6	468.4	429.4	767
6/8/2016 7:00	296.5	269.2	449.2	411.9	681.1
6/8/2016 8:00	352.6	320.1	614.6	563.1	883.2
6/8/2016 9:00	399.3	362.1	930.4	853.3	1215.4
6/8/2016 10:00	393.3	355.9	832	763.3	1119.2
6/8/2016 11:00	394	356.6	939.4	860.7	1217.3
6/8/2016 12:00	413.9	374.8	996.8	914.3	1289.1
6/8/2016 13:00	403	365.4	1395.6	1279.6	1645
6/8/2016 14:00	394.5	356.9	1055.4	967.4	1324.3
6/8/2016 15:00	419	379.9	950.1	871.4	1251.3
6/8/2016 16:00	412.7	373.6	1087.4	995.9	1369.5
6/8/2016 17:00	426.1	385.4	1175.1	1076.7	1462.1
6/8/2016 18:00	436	395.3	883.4	809.3	1204.6
6/8/2016 19:00	426.7	385.9	687.7	630.7	1016.6
6/8/2016 20:00	587.4	531.9	813.9	745.5	1277.4
6/8/2016 21:00	336.4	305.2	660.6	605.9	911.1
6/8/2016 22:00	397.5	359.9	464.2	425.5	785.4
6/8/2016 23:00	338.7	306.2	377.1	345.5	651.7
6/9/2016 0:00	367.1	331.9	353.8	324.8	656.7
6/9/2016 1:00	364.7	329.8	335.9	308	637.8
6/9/2016 2:00	355.8	322.4	341.6	313.7	636.1
6/9/2016 3:00	354.2	320.7	345.3	315.9	636.6
6/9/2016 4:00	342.3	310.1	336.9	308.9	619
6/9/2016 5:00	385.8	349	512.1	469	818
6/9/2016 6:00	471.6	426.8	673.8	617.8	1044.6
6/9/2016 7:00	482.8	436.9	687.7	630.1	1067
6/9/2016 8:00	490.4	444.2	734.3	673.2	1117.4
6/9/2016 9:00	495.2	448.2	734.9	673.3	1121.5
6/9/2016 10:00	595.7	539.1	730.6	670	1209.1
6/9/2016 11:00	754.2	683.3	887.1	813	1496.3
6/9/2016 12:00	1022.4	925.6	1079.5	989	1914.6
6/9/2016 13:00	994.9	901.3	801.4	734	1635.3
6/9/2016 14:00	766.4	694.2	834.3	765.6	1459.8
6/9/2016 15:00	416.4	377.4	874.9	802.5	1179.9
6/9/2016 16:00	469.2	424.4	850.8	779.6	1204
6/9/2016 17:00	593.6	537.4	892.5	818.8	1356.2
6/9/2016 18:00	530.3	479.8	837.1	767.5	1247.3
6/9/2016 19:00	451.7	408.8	731.4	670.1	1078.9
6/9/2016 20:00	522.1	473.1	999.9	917	1390.1
6/9/2016 21:00	478	432.8	784.9	720.1	1152.9
6/9/2016 22:00	253.9	230.5	564	517.5	748
6/9/2016 23:00	268.3	243.3	511.6	468.6	711.9
6/10/2016 0:00	291.5	264.3	334.7	306.4	570.7
6/10/2016 1:00	293.5	265.3	338.1	309.8	575.1
6/10/2016 2:00	297.3	269.1	408.6	374.9	644
6/10/2016 3:00	305.2	276.9	491.9	451.4	728.3
6/10/2016 4:00	294.7	266.4	502.7	460.7	727.1
6/10/2016 5:00	271.3	245.9	496.1	454.2	700.1
6/10/2016 6:00	375.3	340.5	382.1	350	690.5
6/10/2016 7:00	455	412	230.6	210.9	622.9
6/10/2016 8:00	630.6	571.7	773.1	708.1	1279.8

	Unit 1 (Part 75 Data)	Unit 1 (Part 60 Data)	Unit 2 (Part 75 Data)	Unit 2 (Part 60 Data)	Units 1&2 Combined
	SO2_LbPerHr	SO2_P60_LbPerHr	SO2_LbPerHr	SO2_P60_LbPerHr	(Part 60 Data)
	1H	1H	1H	1H	
Time	Value	Value	Value	Value	
6/10/2016 9:00	744.5	674.3	745.2	683.5	1357.8
6/10/2016 10:00	505.5	458.6	754.2	691.3	1149.9
6/10/2016 11:00	523.6	474.4	871.9	798.5	1272.9
6/10/2016 12:00	524	475	837.7	767.6	1242.6
6/10/2016 13:00	482.5	436.2	818.6	749.9	1186.1
6/10/2016 14:00	513	465	782.1	717.2	1182.2
6/10/2016 15:00	529.6	479.7	826.7	758.2	1237.9
6/10/2016 16:00	473.9	429.7	1292.4	1184.3	1614
6/10/2016 17:00	492.2	446.3	1222.7	1120.5	1566.8
6/10/2016 18:00	425	384.8	748	686.5	1071.3
6/10/2016 19:00	327.3	296.5	568.2	521	817.5
6/10/2016 20:00	351.9	319	501.6	459.1	778.1
6/10/2016 21:00	327.4	296.6	220.8	202.8	499.4
6/10/2016 22:00	317.6	287.6	144.9	132.2	419.8
6/10/2016 23:00	301	272.5	178.8	163.5	436
6/11/2016 0:00	312.3	282.4	229.2	210.4	492.8
6/11/2016 1:00	355.1	321.8	281.8	257.9	579.7
6/11/2016 2:00	325.2	294.4	347.6	318.1	612.5
6/11/2016 3:00	323.9	292.9	372.7	342	634.9
6/11/2016 4:00	281.2	254.7	343.8	314.5	569.2
6/11/2016 5:00	272.3	246.3	367.9	337.1	583.4
6/11/2016 6:00	275.3	249.3	355.3	326.1	575.4
6/11/2016 7:00	301.7	273.6	372.9	341.6	615.2
6/11/2016 8:00	394.2	357.1	501.3	460	817.1
6/11/2016 9:00	405.6	367	594.7	545.8	912.8
6/11/2016 10:00	735.9	666	830.2	760.5	1426.5
6/11/2016 11:00	806.8	731	918.1	842.4	1573.4
6/11/2016 12:00	870.7	789.4	817.9	750.6	1540
6/11/2016 13:00	902.7	817.8	826	756.3	1574.1
6/11/2016 14:00	813.4	736.1	843.8	773.9	1510
6/11/2016 15:00	814.6	737.2	874.1	802	1539.2
6/11/2016 16:00	716.8	649.2	872	799.7	1448.9
6/11/2016 17:00	732.6	663.3	866.2	794	1457.3
6/11/2016 18:00	784.5	709.9	844	774	1483.9
6/11/2016 19:00	898.7	813.2	840.9	771	1584.2
6/11/2016 20:00	798.2	722.6	866.7	794.7	1517.3
6/11/2016 21:00	964.3	873.6	847.3	777.5	1651.1
6/11/2016 22:00	879.6	796.7	819.9	751.1	1547.8
6/11/2016 23:00	754.4	683.5	665.9	610.1	1293.6
6/12/2016 0:00	788.5	715	609	558.4	1273.4
6/12/2016 1:00	746.4	675.5	727.5	667.4	1342.9
6/12/2016 2:00	477.6	432.6	451.7	414.5	847.1
6/12/2016 3:00	338.2	305.7	412.6	378.3	684
6/12/2016 4:00	309.6	280.6	407.7	373.6	654.2
6/12/2016 5:00	306.7	277.8	451.6	414.6	692.4
6/12/2016 6:00	332.7	301.5	502.4	460.3	761.8
6/12/2016 7:00	398	360.8	594.7	544.4	905.2
6/12/2016 8:00	597.4	540.3	811.5	743.4	1283.7
6/12/2016 9:00	742.7	673.3	816.3	748.1	1421.4
6/12/2016 10:00	772.2	700	854	782	1482
6/12/2016 11:00	824.4	746.7	771.5	706.7	1453.4
6/12/2016 12:00	838.2	758.6	723.6	663.9	1422.5
6/12/2016 13:00	721.6	654.3	858.1	786.7	1441
6/12/2016 14:00	679.1	615.8	783.1	718.1	1333.9
6/12/2016 15:00	663.7	600.4	805.1	738.9	1339.3
6/12/2016 16:00	637.3	577.8	786.1	720.1	1297.9
6/12/2016 17:00	759.7	688.9	727.7	666.6	1355.5
6/12/2016 18:00	755.3	684.6	714.1	653.9	1338.5
6/12/2016 19:00	611.7	554.6	597.9	547.7	1102.3
6/12/2016 20:00	689.4	624.5	516.6	473.8	1098.3
6/12/2016 21:00	563.9	510.6	490	448.7	959.3
6/12/2016 22:00	458.2	414.4	543.9	498.9	913.3
6/12/2016 23:00	323.9	293.8	486.7	446	739.8
6/13/2016 0:00	306.5	278	304.8	279.4	557.4
6/13/2016 1:00	388.3	352.3	299.9	274.9	627.2

	Unit 1 (Part 75 Data)	Unit 1 (Part 60 Data)	Unit 2 (Part 75 Data)	Unit 2 (Part 60 Data)	Units 1&2 Combined
	SO2_LbPerHr	SO2_P60_LbPerHr	SO2_LbPerHr	SO2_P60_LbPerHr	(Part 60 Data)
	1H	1H	1H	1H	
Time	Value	Value	Value	Value	
6/13/2016 2:00	341.6	309.3	290.7	266.5	575.8
6/13/2016 3:00	348.3	316	354.8	324.9	640.9
6/13/2016 4:00	323.8	293	347.3	318.7	611.7
6/13/2016 5:00	311.3	282.1	325	298.1	580.2
6/13/2016 6:00	441.2	400.2	497.3	455.5	855.7
6/13/2016 7:00	479.6	434.5	564	517.1	951.6
6/13/2016 8:00	467.2	423.8	531.2	487.6	911.4
6/13/2016 9:00	665.3	603.5	658.1	602.5	1206
6/13/2016 10:00	631.7	571.6	536.9	492.6	1064.2
6/13/2016 11:00	622.8	564.6	607.6	556.4	1121
6/13/2016 12:00	665.7	603.8	706	635.4	1239.2
6/13/2016 13:00	672.6	609.2	654.8	588.7	1197.9
6/13/2016 14:00	734.6	665.2	838.2	768.2	1433.4
6/13/2016 15:00	803.6	728.3	1036.1	949.5	1677.8
6/13/2016 16:00	802.8	727.4	1063.4	975.3	1702.7
6/13/2016 17:00	738.6	669	823.9	754.4	1423.4
6/13/2016 18:00	657.6	595.5	670	614.4	1209.9
6/13/2016 19:00	661.6	599.3	675.6	619.8	1219.1
6/13/2016 20:00	720.5	652.1	818.8	751.4	1403.5
6/13/2016 21:00	640.4	579.8	613.1	562.8	1142.6
6/13/2016 22:00	616.7	558.8	399.2	365.7	924.5
6/13/2016 23:00	487.1	441.9	235.5	216.4	658.3
6/14/2016 0:00	312.3	282.9	171.1	156.8	439.7
6/14/2016 1:00	350.6	317.3	264.4	242.4	559.7
6/14/2016 2:00	254.3	230.2	300.7	275.7	505.9
6/14/2016 3:00	252.2	228.5	262.4	240.5	469
6/14/2016 4:00	278.2	251.9	250.9	230.3	482.2
6/14/2016 5:00	276.6	251.2	336.6	308.1	559.3
6/14/2016 6:00	437.2	395.2	472.5	432.6	827.8
6/14/2016 7:00	414.6	375.2	425.8	390.1	765.3
6/14/2016 8:00	544.6	493.7	481.9	433.9	927.6
6/14/2016 9:00	585.5	530.9	514.9	463.6	994.5
6/14/2016 10:00	652.1	590	490.6	441	1031
6/14/2016 11:00	635.5	575.1	565.9	508.5	1083.6
6/14/2016 12:00	426.1	385.3	641.1	577.2	962.5
6/14/2016 13:00	434.2	393.5	547.1	493	886.5
6/14/2016 14:00	474.8	430.2	478.6	438.4	868.6
6/14/2016 15:00	475.7	431	477.5	437.2	868.2
6/14/2016 16:00	470.5	425.6	468.6	430.4	856
6/14/2016 17:00	435.2	394.6	504.2	461.6	856.2
6/14/2016 18:00	487.6	440.9	467.7	427.9	868.8
6/14/2016 19:00	456.8	413.9	501.9	460.7	874.6
6/14/2016 20:00	486.5	441.2	503.4	462.3	903.5
6/14/2016 21:00	472.6	428.2	389	356.9	785.1
6/14/2016 22:00	398.3	360.1	291.6	266.5	626.6
6/14/2016 23:00	435.4	394.1	264	242.1	636.2
6/15/2016 0:00	417.6	378.8	261.4	239.5	618.3
6/15/2016 1:00	333.9	302.4	252.7	231.4	533.8
6/15/2016 2:00	325.8	295.2	240.3	220.2	515.4
6/15/2016 3:00	227.9	206.6	251.9	231	437.6
6/15/2016 4:00	188.5	171.3	254.2	233.1	404.4
6/15/2016 5:00	320.6	291	269.2	246.9	537.9
6/15/2016 6:00	279.1	252.1	251.1	230.1	482.2
6/15/2016 7:00	358	323.7	366	336	659.7
6/15/2016 8:00	558.9	507	530.9	487.2	994.2
6/15/2016 9:00	507.6	460.2	614.6	562.7	1022.9
6/15/2016 10:00	457.6	414.2	495	453.8	868
6/15/2016 11:00	517.6	468.2	549.1	502.5	970.7
6/15/2016 12:00	587.1	531.7	482.8	441.8	973.5
6/15/2016 13:00	663.5	600.7	389	349.5	950.2
6/15/2016 14:00	702.6	635.7	1298.8	1189.9	1825.6
6/15/2016 15:00	521.6	472	532.3	488.1	960.1
6/15/2016 16:00	438.1	396.5	464.1	426.2	822.7
6/15/2016 17:00	500.2	452.5	454.4	416.3	868.8
6/15/2016 18:00	538	488.2	457.3	419	907.2

	Unit 1 (Part 75 Data)	Unit 1 (Part 60 Data)	Unit 2 (Part 75 Data)	Unit 2 (Part 60 Data)	Units 1&2 Combined
	SO2_LbPerHr	SO2_P60_LbPerHr	SO2_LbPerHr	SO2_P60_LbPerHr	(Part 60 Data)
	1H	1H	1H	1H	
Time	Value	Value	Value	Value	
6/15/2016 19:00	480.9	435	469.6	431.2	866.2
6/15/2016 20:00	447.5	405.6	456.4	418	823.6
6/15/2016 21:00	483.5	437.5	422.5	386.6	824.1
6/15/2016 22:00	453.9	411.9	394.4	361.7	773.6
6/15/2016 23:00	416.9	378.5	362.9	332.6	711.1
6/16/2016 0:00	512.7	463.9	396	363	826.9
6/16/2016 1:00	497.7	450.7	488.2	447.9	898.6
6/16/2016 2:00	400	362.1	436.8	400	762.1
6/16/2016 3:00	514.7	466	376.3	345.6	811.6
6/16/2016 4:00	473.1	428.9	411.2	376.4	805.3
6/16/2016 5:00	547.8	496.4	592.9	543.2	1039.6
6/16/2016 6:00	569.5	516	622.7	570.3	1086.3
6/16/2016 7:00	626.1	566.3	540.8	495.9	1062.2
6/16/2016 8:00	594.5	538.5	517.5	473.9	1012.4
6/16/2016 9:00	513.8	465.5	449.3	411.8	877.3
6/16/2016 10:00	492.4	445.8	398.5	365.1	810.9
6/16/2016 11:00	542.2	490.7	407.1	373.5	864.2
6/16/2016 12:00	568.5	514.3	484.6	444.6	958.9
6/16/2016 13:00	612.3	554.3	477.1	437	991.3
6/16/2016 14:00	691.7	625.7	480	440	1065.7
6/16/2016 15:00	625.9	566.1	448.3	410.6	976.7
6/16/2016 16:00	629	569.1	406.3	372.8	941.9
6/16/2016 17:00	653.8	592	411.8	378.4	970.4
6/16/2016 18:00	622.7	564.7	444.5	406.7	971.4
6/16/2016 19:00	569.5	515.1	439.3	403.5	918.6
6/16/2016 20:00	584.7	530.5	412.8	379.3	909.8
6/16/2016 21:00	736.6	666.4	392.1	358.7	1025.1
6/16/2016 22:00	595.5	538.9	366.1	335.7	874.6
6/16/2016 23:00	367.7	333.3	269	247.2	580.5
6/17/2016 0:00	310.2	281.4	314.2	288.5	569.9
6/17/2016 1:00	353.9	321	451.4	414.4	735.4
6/17/2016 2:00	262.9	238	369.3	338.1	576.1
6/17/2016 3:00	166.7	150.6	306.1	280.6	431.2
6/17/2016 4:00	314.7	285.5	296.1	271.6	557.1
6/17/2016 5:00	290.6	263.4	293.4	268.8	532.2
6/17/2016 6:00	239.3	216.9	279.5	256.3	473.2
6/17/2016 7:00	193	175.4	40.8	37.8	213.2
6/17/2016 8:00	396.6	358.7	50	45.3	404
6/17/2016 9:00	431.7	390.9	82	75	465.9
6/17/2016 10:00	312.4	282.4	67.9	62.7	345.1
6/17/2016 11:00	333.3	301.3	109	99.9	401.2
6/17/2016 12:00	400	362.2	271.9	250.1	612.3
6/17/2016 13:00	528.2	478.5	389.6	356.3	834.8
6/17/2016 14:00	653.6	591.9	252.9	232.2	824.1
6/17/2016 15:00	456.4	412.5	205.8	189.2	601.7
6/17/2016 16:00	363.5	329.9	147.5	135.1	465
6/17/2016 17:00	351.7	318.1	316.9	289.8	607.9
6/17/2016 18:00	328.2	296.5	652.6	598.4	894.9
6/17/2016 19:00	298.8	271.3	595	544.5	815.8
6/17/2016 20:00	364.5	330.9	462	423.5	754.4
6/17/2016 21:00	314.6	285	305.6	280.2	565.2
6/17/2016 22:00	272.7	247.1	211.9	194.1	441.2
6/17/2016 23:00	193.8	175.3	195.5	178.7	354
6/18/2016 0:00	187	169.4	252.6	231	400.4
6/18/2016 1:00	176.7	160.6	290.7	266.4	427
6/18/2016 2:00	159.3	144.7	280.8	257.7	402.4
6/18/2016 3:00	174.5	158.5	275.8	252.8	411.3
6/18/2016 4:00	158.5	144	247.6	227.3	371.3
6/18/2016 5:00	153.8	139.2	246.7	226.4	365.6
6/18/2016 6:00	165.9	150.1	254.7	232.9	383
6/18/2016 7:00	191.9	174.2	294.6	270.4	444.6
6/18/2016 8:00	238.5	216.2	297.5	273.3	489.5
6/18/2016 9:00	189.3	171.6	369.4	339.3	510.9
6/18/2016 10:00	266.4	240.6	393	359.5	600.1
6/18/2016 11:00	582.2	527.5	433.6	396.7	924.2

	Unit 1 (Part 75 Data)	Unit 1 (Part 60 Data)	Unit 2 (Part 75 Data)	Unit 2 (Part 60 Data)	Units 1&2 Combined
	SO2_LbPerHr	SO2_P60_LbPerHr	SO2_LbPerHr	SO2_P60_LbPerHr	(Part 60 Data)
	1H	1H	1H	1H	
Time	Value	Value	Value	Value	
6/18/2016 12:00	513.7	465.8	387	355.5	821.3
6/18/2016 13:00	441.4	399.6	354.2	324.5	724.1
6/18/2016 14:00	501.7	454.1	357.1	327.5	781.6
6/18/2016 15:00	547.3	495.9	615.2	563.7	1059.6
6/18/2016 16:00	504.8	457.3	479	438.8	896.1
6/18/2016 17:00	504.2	456.6	375.1	343.2	799.8
6/18/2016 18:00	573.6	520	536.2	491.7	1011.7
6/18/2016 19:00	501.7	453.7	488.9	448.5	902.2
6/18/2016 20:00	510.8	462.7	404.9	370.5	833.2
6/18/2016 21:00	486	439.3	349.2	319.5	758.8
6/18/2016 22:00	423.4	382.9	232.7	214	596.9
6/18/2016 23:00	263.9	239.5	206.3	188.6	428.1
6/19/2016 0:00	316.8	287.1	190	174.6	461.7
6/19/2016 1:00	165.9	149.9	162	148.3	298.2
6/19/2016 2:00	167.7	151.6	104.4	96.3	247.9
6/19/2016 3:00	173.8	157.9	79	72.2	230.1
6/19/2016 4:00	153.3	138.9	77.6	70.8	209.7
6/19/2016 5:00	141.9	128.9	111.9	102.3	231.2
6/19/2016 6:00	136.1	123.1	163.3	149.7	272.8
6/19/2016 7:00	191.5	173.4	220.5	202.1	375.5
6/19/2016 8:00	255.4	231.3	340.6	311.8	543.1
6/19/2016 9:00	198.2	178.8	435	399.3	578.1
6/19/2016 10:00	303.9	275	326	299.1	574.1
6/19/2016 11:00	501.6	454.8	297	271.8	726.6
6/19/2016 12:00	525.5	475.9	261.2	239.7	715.6
6/19/2016 13:00	420.8	381.5	253.3	231.8	613.3
6/19/2016 14:00	443.8	402.5	329.5	301.3	703.8
6/19/2016 15:00	466.4	423.3	472.2	433.3	856.6
6/19/2016 16:00	478.6	433.7	510.6	467.2	900.9
6/19/2016 17:00	504.7	457.7	581.6	533.9	991.6
6/19/2016 18:00	526.1	477	604.3	554.5	1031.5
6/19/2016 19:00	514.5	465.2	497.8	456.3	921.5
6/19/2016 20:00	673.9	610.7	487.2	446.8	1057.5
6/19/2016 21:00	701.3	635.3	332.4	304.4	939.7
6/19/2016 22:00	409.6	371.3	259.1	237.9	609.2
6/19/2016 23:00	225.1	204	221.1	202.4	406.4
6/20/2016 0:00	208.7	188.6	217.6	199.8	388.4
6/20/2016 1:00	195.1	176.5	233.8	214.8	391.3
6/20/2016 2:00	203.3	184.7	214.5	196.8	381.5
6/20/2016 3:00	216.8	196.9	201.2	184.9	381.8
6/20/2016 4:00	198.5	180	197.4	181.2	361.2
6/20/2016 5:00	188.8	171.5	206.2	188.4	359.9
6/20/2016 6:00	250.6	227.6	252.8	231.2	458.8
6/20/2016 7:00	250.7	226.9	243.8	223.7	450.6
6/20/2016 8:00	184.8	167.3	235	214.9	382.2
6/20/2016 9:00	193.1	175.6	232.9	212.9	388.5
6/20/2016 10:00	221.1	200.4	234	213.9	414.3
6/20/2016 11:00	232.4	210.1	253.8	232.2	442.3
6/20/2016 12:00	269.8	244.1	278	254.8	498.9
6/20/2016 13:00	323.8	293.6	279.5	256.3	549.9
6/20/2016 14:00	574.5	520.4	315.1	289.1	809.5
6/20/2016 15:00	585.4	530	225.2	206.9	736.9
6/20/2016 16:00	513.9	466.1	220.4	201.2	667.3
6/20/2016 17:00	574.8	520.7	304.1	279.1	799.8
6/20/2016 18:00	587	530.9	336.5	309	839.9
6/20/2016 19:00	584.7	528.9	389.7	358.1	887
6/20/2016 20:00	629.9	569.9	463.3	425.5	995.4
6/20/2016 21:00	660.2	598.3	418.2	384.2	982.5
6/20/2016 22:00	413.1	373.6	308.2	282.6	656.2
6/20/2016 23:00	463.4	420	338.1	309.5	729.5
6/21/2016 0:00	352.7	319.3	463.2	425.3	744.6
6/21/2016 1:00	274.6	249.5	347.3	319	568.5
6/21/2016 2:00	170.3	154.5	288.4	264.6	419.1
6/21/2016 3:00	289.3	262.6	306	281	543.6
6/21/2016 4:00	333.7	302.9	285.1	261.6	564.5

	Unit 1 (Part 75 Data)	Unit 1 (Part 60 Data)	Unit 2 (Part 75 Data)	Unit 2 (Part 60 Data)	Units 1&2 Combined
	SO2_LbPerHr	SO2_P60_LbPerHr	SO2_LbPerHr	SO2_P60_LbPerHr	(Part 60 Data)
	1H	1H	1H	1H	
Time	Value	Value	Value	Value	
6/21/2016 5:00	286.7	259	248.6	228	487
6/21/2016 6:00	283.7	257.6	246.2	225.6	483.2
6/21/2016 7:00	267.8	243.3	248	227.5	470.8
6/21/2016 8:00	265.9	241.4	240.2	219.7	461.1
6/21/2016 9:00	293.6	265.2	278.7	255.9	521.1
6/21/2016 10:00	690.2	625	534.4	489.2	1114.2
6/21/2016 11:00	526.7	476.6	583	534.3	1010.9
6/21/2016 12:00	385.9	350.1	451.6	414.8	764.9
6/21/2016 13:00	422.3	382.8	280.5	257.9	640.7
6/21/2016 14:00	499.6	452.4	271.6	249.1	701.5
6/21/2016 15:00	619.8	560.7	320.7	294.6	855.3
6/21/2016 16:00	569.3	516.1	482.5	442.6	958.7
6/21/2016 17:00	515	465.7	583.8	533.4	999.1
6/21/2016 18:00	411.2	371.8	391.2	356.2	728
6/21/2016 19:00	359.5	325.3	283.7	258	583.3
6/21/2016 20:00	301.1	273	222.4	202.5	475.5
6/21/2016 21:00	231.5	209.3	272.5	248.1	457.4
6/21/2016 22:00	424.2	384.6	323.7	295	679.6
6/21/2016 23:00	316	285.9	244.2	223.3	509.2
6/22/2016 0:00	269.2	244.1	224.8	204.9	449
6/22/2016 1:00	215.5	194.8	216.9	199	393.8
6/22/2016 2:00	184.4	167.2	244.5	224.1	391.3
6/22/2016 3:00	199.4	180.9	260	238	418.9
6/22/2016 4:00	232.8	210.4	261.7	240.5	450.9
6/22/2016 5:00	256.9	233.4	257.7	235.9	469.3
6/22/2016 6:00	207.9	189	253.6	232	421
6/22/2016 7:00	313.1	283.5	320.1	293.8	577.3
6/22/2016 8:00	341.2	308.3	451	413.1	721.4
6/22/2016 9:00	474.9	429.5	405.6	371.5	801
6/22/2016 10:00	669.6	606.5	370.3	339.6	946.1
6/22/2016 11:00	776.4	703.1	396	362.8	1065.9
6/22/2016 12:00	582.9	528.3	476.7	437.8	966.1
6/22/2016 13:00	510.7	462.1	499.3	458.5	920.6
6/22/2016 14:00	544.4	493.9	538.9	494	987.9
6/22/2016 15:00	647.2	586.8	482.3	442.8	1029.6
6/22/2016 16:00	787.9	713.1	487.4	447.3	1160.4
6/22/2016 17:00	751.5	680.3	456.4	418.5	1098.8
6/22/2016 18:00	698.6	633.5	462.1	424.3	1057.8
6/22/2016 19:00	679.3	616.1	490.2	450.2	1066.3
6/22/2016 20:00	716.3	649.2	506.9	464.6	1113.8
6/22/2016 21:00	635.9	576	519.2	475.6	1051.6
6/22/2016 22:00	475.9	431.2	327.3	299.9	731.1
6/22/2016 23:00	465.2	421.9	288.5	264.7	686.6
6/23/2016 0:00	595.9	539.1	413.3	378.7	917.8
6/23/2016 1:00	342.5	310.2	344	315.7	625.9
6/23/2016 2:00	310.6	281.1	279.7	255.8	536.9
6/23/2016 3:00	308.1	278.8	319	292.3	571.1
6/23/2016 4:00	308.7	279.2	428.5	392.8	672
6/23/2016 5:00	537	486.6	514.5	471.8	958.4
6/23/2016 6:00	602.3	545.7	453.5	415.1	960.8
6/23/2016 7:00	598	541.3	440.7	403.6	944.9
6/23/2016 8:00	784.2	709.7	563	516.4	1226.1
6/23/2016 9:00	737.1	667.9	603.2	552.6	1220.5
6/23/2016 10:00	739	669.5	653.3	599	1268.5
6/23/2016 11:00	1368	1239.5	1253	1149.2	2388.7
6/23/2016 12:00	1035.2	938.4	978.5	896.6	1835
6/23/2016 13:00	676.9	613.8	1026.8	940.6	1554.4
6/23/2016 14:00	751.4	680.4	1244.8	1141.7	1822.1
6/23/2016 15:00	1171.2	1060.8	1060.2	971.6	2032.4
6/23/2016 16:00	1152.4	1043.1	1168	1071.2	2114.3
6/23/2016 17:00	1059.2	959.8	1185.9	1087.1	2046.9
6/23/2016 18:00	1029.8	932.4	1080.2	991	1923.4
6/23/2016 19:00	862.7	781	1158.2	1062.3	1843.3
6/23/2016 20:00	686.7	622.7	1056.5	969	1591.7
6/23/2016 21:00	574.5	519.8	974.3	893.6	1413.4

	Unit 1 (Part 75 Data)	Unit 1 (Part 60 Data)	Unit 2 (Part 75 Data)	Unit 2 (Part 60 Data)	Units 1&2 Combined
	SO2_LbPerHr	SO2_P60_LbPerHr	SO2_LbPerHr	SO2_P60_LbPerHr	(Part 60 Data)
	1H	1H	1H	1H	
Time	Value	Value	Value	Value	
6/23/2016 22:00	457.6	414.1	821.5	752.9	1167
6/23/2016 23:00	454.4	411.7	880	806.9	1218.6
6/24/2016 0:00	535.7	485.9	656.6	601.4	1087.3
6/24/2016 1:00	427.1	386.5	476.6	436.7	823.2
6/24/2016 2:00	363.2	329	418.3	383.2	712.2
6/24/2016 3:00	293.3	265.3	329	301.7	567
6/24/2016 4:00	349.1	316.1	338.6	309.7	625.8
6/24/2016 5:00	454.4	410.8	355.8	326.5	737.3
6/24/2016 6:00	454.4	412.4	410.3	375.3	787.7
6/24/2016 7:00	438.9	397	443.8	406.7	803.7
6/24/2016 8:00	475.5	429.9	457.8	419.4	849.3
6/24/2016 9:00	577.5	523.7	379.5	347.5	871.2
6/24/2016 10:00	605	548.9	333.2	305.4	854.3
6/24/2016 11:00	607.2	549.5	313.8	288.2	837.7
6/24/2016 12:00	616	558.4	297.4	271.9	830.3
6/24/2016 13:00	619.8	561.7	384.4	352.5	914.2
6/24/2016 14:00	639	579.1	425.7	389.5	968.6
6/24/2016 15:00	670.6	607	407.4	373.2	980.2
6/24/2016 16:00	655.1	593.2	400.9	366.8	960
6/24/2016 17:00	761.8	690.6	432.9	396.7	1087.3
6/24/2016 18:00	737.7	668.5	455.1	416.7	1085.2
6/24/2016 19:00	774.7	701.8	466	427.7	1129.5
6/24/2016 20:00	755.5	684.7	402.7	369	1053.7
6/24/2016 21:00	797	722.4	338.7	310.5	1032.9
6/24/2016 22:00	721.2	652.5	372.2	340.7	993.2
6/24/2016 23:00	690.7	625.5	440	402.8	1028.3
6/25/2016 0:00	666	603.3	455.7	418.5	1021.8
6/25/2016 1:00	374.7	339.5	381.6	350.5	690
6/25/2016 2:00	246	222.2	259.5	237.7	459.9
6/25/2016 3:00	290.4	262.8	244.6	223.8	486.6
6/25/2016 4:00	265.3	240.6	245.3	224.6	465.2
6/25/2016 5:00	222.6	201.6	240.6	219.9	421.5
6/25/2016 6:00	273.7	248.6	270	246.9	495.5
6/25/2016 7:00	316.4	286.2	411.7	376.9	663.1
6/25/2016 8:00	522	473	445.9	408.7	881.7
6/25/2016 9:00	504.9	458.1	513.5	470.9	929
6/25/2016 10:00	652.6	590.2	362.5	333	923.2
6/25/2016 11:00	647.8	585.9	239.4	219	804.9
6/25/2016 12:00	684.1	619.3	219.2	200.6	819.9
6/25/2016 13:00	755.1	684	248.7	228.4	912.4
6/25/2016 14:00	748.8	678.1	346.9	317.4	995.5
6/25/2016 15:00	760.2	688.7	456.8	418	1106.7
6/25/2016 16:00	784.6	710.3	454	416.8	1127.1
6/25/2016 17:00	886.3	803	385.6	353.9	1156.9
6/25/2016 18:00	1048.8	949.1	331.8	303.8	1252.9
6/25/2016 19:00	1240.6	1124.4	318.9	292.7	1417.1
6/25/2016 20:00	1326.9	1202.4	364	334.2	1536.6
6/25/2016 21:00	1004.1	909.9	466.7	427.4	1337.3
6/25/2016 22:00	696.4	630.1	508.2	465.6	1095.7
6/25/2016 23:00	786.6	711.8	451.2	413	1124.8
6/26/2016 0:00	607	549.4	311.4	284.9	834.3
6/26/2016 1:00	508.9	461.3	366.4	335.3	796.6
6/26/2016 2:00	443.9	401.4	334.2	306.1	707.5
6/26/2016 3:00	444.7	403.5	290.7	267.1	670.6
6/26/2016 4:00	381.2	344.7	243.7	223.2	567.9
6/26/2016 5:00	327.3	296.9	276.4	252.9	549.8
6/26/2016 6:00	399	361.5	274.8	251.9	613.4
6/26/2016 7:00	505.7	458.1	310.6	285.1	743.2
6/26/2016 8:00	699.1	633.7	416.4	381	1014.7
6/26/2016 9:00	847.9	767.9	684.2	628	1395.9
6/26/2016 10:00	916.7	830.2	777.1	712.2	1542.4
6/26/2016 11:00	915.6	830.2	575.1	527	1357.2
6/26/2016 12:00	563.2	509.5	462	424	933.5
6/26/2016 13:00	755.8	684.7	506.3	463.9	1148.6
6/26/2016 14:00	772.2	698.7	706.2	646.4	1345.1

	Unit 1 (Part 75 Data)	Unit 1 (Part 60 Data)	Unit 2 (Part 75 Data)	Unit 2 (Part 60 Data)	Units 1&2 Combined
	SO2_LbPerHr	SO2_P60_LbPerHr	SO2_LbPerHr	SO2_P60_LbPerHr	(Part 60 Data)
	1H	1H	1H	1H	
Time	Value	Value	Value	Value	
6/26/2016 15:00	815.3	738.7	754.1	692.1	1430.8
6/26/2016 16:00	826.5	748.6	662.8	607.4	1356
6/26/2016 17:00	807.4	730.5	541.4	496.8	1227.3
6/26/2016 18:00	827.1	748.3	496.5	456	1204.3
6/26/2016 19:00	805.8	729.4	559.7	512.9	1242.3
6/26/2016 20:00	798.2	724	513.6	471.5	1195.5
6/26/2016 21:00	771.5	698.5	692.6	635.6	1334.1
6/26/2016 22:00	405.3	367.2	344.4	315.2	682.4
6/26/2016 23:00	664.1	601.8	449.7	412.5	1014.3
6/27/2016 0:00	586	531.3	418.7	384	915.3
6/27/2016 1:00	479.9	435.1	319.9	293.3	728.4
6/27/2016 2:00	398.3	361	228.4	210	571
6/27/2016 3:00	303.7	274.5	85.1	78.1	352.6
6/27/2016 4:00	406.1	368.5	106.2	97.6	466.1
6/27/2016 5:00	657.9	596.6	148.3	136.4	733
6/27/2016 6:00	797.2	721.5	145.3	133.4	854.9
6/27/2016 7:00	1042.3	944.6	137.5	125.6	1070.2
6/27/2016 8:00	881.3	799	125.8	115.4	914.4
6/27/2016 9:00	1039.7	941.6	143.3	130.7	1072.3
6/27/2016 10:00	974.1	881.9	218.2	200.5	1082.4
6/27/2016 11:00	919.2	832.6	277.9	254.9	1087.5
6/27/2016 12:00	562.5	509.6	573.6	524.9	1034.5
6/27/2016 13:00	706.4	639.1	645.6	592	1231.1
6/27/2016 14:00	895.9	812.1	505.7	463.1	1275.2
6/27/2016 15:00	924.9	838.3	411	377.1	1215.4
6/27/2016 16:00	901	816.9	492.4	452	1268.9
6/27/2016 17:00	812.3	735	502.5	460.1	1195.1
6/27/2016 18:00	769.2	696.6	546.1	501.3	1197.9
6/27/2016 19:00	836.3	758.2	576.8	529.5	1287.7
6/27/2016 20:00	884.8	801.7	665.9	610.1	1411.8
6/27/2016 21:00	730.4	662.6	547.5	501.9	1164.5
6/27/2016 22:00	617.6	559.5	560.3	513.6	1073.1
6/27/2016 23:00	625.6	566.8	355.5	326	892.8
6/28/2016 0:00	624.5	566.2	354.4	324.9	891.1
6/28/2016 1:00	490.2	444.7	196	179.8	624.5
6/28/2016 2:00	324.9	293.5	268.4	246.1	539.6
6/28/2016 3:00	398.2	360.4	198.7	182.1	542.5
6/28/2016 4:00	598.3	541.8	183.8	169.2	711
6/28/2016 5:00	617.3	559.1	224.6	205.3	764.4
6/28/2016 6:00	725.9	657.6	289.8	265.8	923.4
6/28/2016 7:00	792.1	717.2	373.4	342.4	1059.6
6/28/2016 8:00	1061.7	961.2	781.6	715.6	1676.8
6/28/2016 9:00	885.9	801.9	1018.2	932.5	1734.4
6/28/2016 10:00	865.9	783.5	1043.1	955.3	1738.8
6/28/2016 11:00	888.2	805.4	932.3	854.6	1660
6/28/2016 12:00	874.1	792.3	861.4	790	1582.3
6/28/2016 13:00	779	706.5	493.9	451.9	1158.4
6/28/2016 14:00	698.8	632.5	184.6	169.9	802.4
6/28/2016 15:00	393.4	355.4	56.7	52.5	407.9
6/28/2016 16:00	179.1	162.8	35.9	33.8	196.6
6/28/2016 17:00	159.1	143.7	125.2	114.6	258.3
6/28/2016 18:00	242.6	220.4	119.3	108.7	329.1
6/28/2016 19:00	359.3	326	77.6	71.3	397.3
6/28/2016 20:00	588.9	533.6	96.1	87.7	621.3
6/28/2016 21:00	552.2	500.9	40.7	36.8	537.7
6/28/2016 22:00	519.8	471.5	50.8	47.1	518.6
6/28/2016 23:00	537.9	487.1	68.7	63.4	550.5
6/29/2016 0:00	419.7	379.9	72.7	66.2	446.1
6/29/2016 1:00	379.6	344	75.8	69.6	413.6
6/29/2016 2:00	317.2	287.8	59	54.6	342.4
6/29/2016 3:00	293.9	266.3	78.2	70.8	337.1
6/29/2016 4:00	358.5	324.3	139.7	125.4	449.7
6/29/2016 5:00	365.9	331.1	158.4	143.1	474.2
6/29/2016 6:00	363.9	329.1	164.8	148.3	477.4
6/29/2016 7:00	514.2	466	254.6	228.9	694.9

	Unit 1 (Part 75 Data)	Unit 1 (Part 60 Data)	Unit 2 (Part 75 Data)	Unit 2 (Part 60 Data)	Units 1&2 Combined
	SO2_LbPerHr	SO2_P60_LbPerHr	SO2_LbPerHr	SO2_P60_LbPerHr	(Part 60 Data)
	1H	1H	1H	1H	
Time	Value	Value	Value	Value	
6/29/2016 8:00	761.9	689.5	286	257.8	947.3
6/29/2016 9:00	770.3	697.3	279.3	250.7	948
6/29/2016 10:00	980.7	887.9	273	250.2	1138.1
6/29/2016 11:00	779.6	705.4	254.2	233.4	938.8
6/29/2016 12:00	838	759.5	232.3	213.5	973
6/29/2016 13:00	802.2	727.3	225.3	206.5	933.8
6/29/2016 14:00	797.9	721.8	235.4	216.7	938.5
6/29/2016 15:00	828.8	749.9	260.4	239.6	989.5
6/29/2016 16:00	787.6	712.5	382.5	351.3	1063.8
6/29/2016 17:00	833.4	754	507.5	465.9	1219.9
6/29/2016 18:00	843.2	764.5	757.7	695.3	1459.8
6/29/2016 19:00	796.5	721.9	899.4	824.1	1546
6/29/2016 20:00	798	722.1	855.5	785.1	1507.2
6/29/2016 21:00	775.5	703.1	682.6	625.1	1328.2
6/29/2016 22:00	678.5	615.1	442.2	405.5	1020.6
6/29/2016 23:00	617	558.3	317	290	848.3
6/30/2016 0:00	522.8	473.5	306.3	280.9	754.4
6/30/2016 1:00	411.1	372.7	227.8	208.5	581.2
6/30/2016 2:00	306.2	278	184	168.4	446.4
6/30/2016 3:00	319.5	289.4	177.9	162.6	452
6/30/2016 4:00	422.9	383.2	191.2	175.3	558.5
6/30/2016 5:00	510.2	462.5	193.1	176.9	639.4
6/30/2016 6:00	616.4	558	345.4	315.9	873.9
6/30/2016 7:00	675.7	611.8	479.1	439.4	1051.2
6/30/2016 8:00	917.8	831.9	623.9	571.1	1403
6/30/2016 9:00	841.7	761.9	613.4	562.1	1324
6/30/2016 10:00	939.4	851.4	796.4	730.2	1581.6
6/30/2016 11:00	834.6	756.1	1110.6	1017.2	1773.3
6/30/2016 12:00	1009.2	913.2	1088.1	997.5	1910.7
6/30/2016 13:00	833.2	755	949.4	870.1	1625.1
6/30/2016 14:00	918.3	831.5	943.3	864	1695.5
6/30/2016 15:00	887.7	803.1	1043.6	955.9	1759
6/30/2016 16:00	913.7	828.4	1024.5	939.1	1767.5
6/30/2016 17:00	963.5	872.3	1019.9	934.2	1806.5
6/30/2016 18:00	941.1	853	987.1	905.5	1758.5
6/30/2016 19:00	938.9	851.3	960.7	880.1	1731.4
6/30/2016 20:00	932.5	845.1	996.3	913.7	1758.8
6/30/2016 21:00	831.6	753.7	848.1	777.3	1531
6/30/2016 22:00	698.2	632.7	386.9	354.3	987
6/30/2016 23:00	497.9	451	182.4	166.6	617.6
7/1/2016 0:00	472.8	427.6	159.9	146.7	574.3
7/1/2016 1:00	440	399.2	225.5	206.3	605.5
7/1/2016 2:00	390.9	353.8	155.9	142.4	496.2
7/1/2016 3:00	310	280.7	157.9	144.6	425.3
7/1/2016 4:00	287.9	261	169.5	155.8	416.8
7/1/2016 5:00	349.8	316.9	182.7	168.2	485.1
7/1/2016 6:00	651.7	589.5	570.1	523.1	1112.6
7/1/2016 7:00	898	812.8	690.1	633.4	1446.2
7/1/2016 8:00	758.7	687.7	555.6	508.6	1196.3
7/1/2016 9:00	970.8	879.4	960.2	880.8	1760.2
7/1/2016 10:00	986	892.4	969.3	888	1780.4
7/1/2016 11:00	921	834.3	939.7	861.8	1696.1
7/1/2016 12:00	989.6	897.3	975.8	893.6	1790.9
7/1/2016 13:00	942.2	854.4	976.3	894.5	1748.9
7/1/2016 14:00	986	893.2	1036.9	950.6	1843.8
7/1/2016 15:00	1018.9	923	995.1	912.8	1835.8
7/1/2016 16:00	957.8	867.1	934.2	855.8	1722.9
7/1/2016 17:00	901.9	816.4	902.4	826.8	1643.2
7/1/2016 18:00	909.5	824.1	947.8	867.9	1692
7/1/2016 19:00	860.9	780.2	826.8	758.6	1538.8
7/1/2016 20:00	796	721.7	808.8	741.3	1463
7/1/2016 21:00	778.1	705.1	400.3	366.4	1071.5
7/1/2016 22:00	649.7	588.4	163.9	150.1	738.5
7/1/2016 23:00	630.9	571.6	138.5	127.2	698.8
7/2/2016 0:00	481.2	435.3	221	203	638.3

	Unit 1 (Part 75 Data)	Unit 1 (Part 60 Data)	Unit 2 (Part 75 Data)	Unit 2 (Part 60 Data)	Units 1&2 Combined
	SO2_LbPerHr	SO2_P60_LbPerHr	SO2_LbPerHr	SO2_P60_LbPerHr	(Part 60 Data)
	1H	1H	1H	1H	
Time	Value	Value	Value	Value	
7/2/2016 1:00	379.3	343.3	232.3	213.5	556.8
7/2/2016 2:00	255.2	231.4	101.2	92.2	323.6
7/2/2016 3:00	241.8	218.8	72.1	66.5	285.3
7/2/2016 4:00	233.5	212.1	69.7	64.2	276.3
7/2/2016 5:00	223.3	201.8	68.3	62.9	264.7
7/2/2016 6:00	249.6	226.1	74.9	69.3	295.4
7/2/2016 7:00	352.6	319.1	87.5	80.2	399.3
7/2/2016 8:00	497.9	450.5	127	115.7	566.2
7/2/2016 9:00	480.3	435.6	178.4	164.2	599.8
7/2/2016 10:00	735.8	666.1	196.2	179.7	845.8
7/2/2016 11:00	637	577	142.6	130	707
7/2/2016 12:00	642.1	581.7	137.5	126.5	708.2
7/2/2016 13:00	627.7	568.5	136.4	125.3	693.8
7/2/2016 14:00	610.6	552.5	207.5	190.2	742.7
7/2/2016 15:00	634.4	574.6	203.6	186.5	761.1
7/2/2016 16:00	633.4	573.9	174.3	159.1	733
7/2/2016 17:00	616.4	557.8	153.1	140	697.8
7/2/2016 18:00	624.9	565.2	113.1	104	669.2
7/2/2016 19:00	635.3	576	104.6	95.5	671.5
7/2/2016 20:00	578.6	524	131.3	120.3	644.3
7/2/2016 21:00	574.8	521.4	208	190.6	712
7/2/2016 22:00	386.1	349.6	154	140.6	490.2
7/2/2016 23:00	442.2	400	148	135.8	535.8
7/3/2016 0:00	433.6	393.3	191.2	174.8	568.1
7/3/2016 1:00	446.3	404	182	166.9	570.9
7/3/2016 2:00	441.6	399.5	168.8	155.1	554.6
7/3/2016 3:00	395	357.2	179.7	164.6	521.8
7/3/2016 4:00	428.4	387.7	174.7	159.5	547.2
7/3/2016 5:00	428.6	387.9	162.5	148.9	536.8
7/3/2016 6:00	416.6	377.4	162.3	148.7	526.1
7/3/2016 7:00	348	315.3	208.7	191.8	507.1
7/3/2016 8:00	317.2	287.3	188.3	172.7	460
7/3/2016 9:00	382.9	347.3	194.4	178.5	525.8
7/3/2016 10:00	410.5	372.4	191.5	175.5	547.9
7/3/2016 11:00	391.2	354	186.6	170.7	524.7
7/3/2016 12:00	445.3	403.2	181.9	167.3	570.5
7/3/2016 13:00	477.2	431.9	170.7	156.2	588.1
7/3/2016 14:00	503.4	456.4	169.7	155.2	611.6
7/3/2016 15:00	509.7	461.3	198	182.1	643.4
7/3/2016 16:00	552.8	501.1	204.9	187.6	688.7
7/3/2016 17:00	544.8	493.1	226.1	207.3	700.4
7/3/2016 18:00	530.9	480.8	222.1	203.2	684
7/3/2016 19:00	486	440.7	223.7	204.8	645.5
7/3/2016 20:00	465.3	421.7	202.5	185.2	606.9
7/3/2016 21:00	438.6	397.3	186.5	170.7	568
7/3/2016 22:00	303.7	275.7	160.7	146.9	422.6
7/3/2016 23:00	291.5	264	149.1	136.8	400.8
7/4/2016 0:00	267.8	243.1	135.4	124.4	367.5
7/4/2016 1:00	275.3	249.2	117.9	108.3	357.5
7/4/2016 2:00	258.7	234.1	122.3	112.7	346.8
7/4/2016 3:00	302	274.1	147.5	135	409.1
7/4/2016 4:00	333.3	302.3	163.8	150.6	452.9
7/4/2016 5:00	522	473.1	197.9	180.8	653.9
7/4/2016 6:00	564.1	510.2	158.1	144.4	654.6
7/4/2016 7:00	548.9	497.9	105.1	96.8	594.7
7/4/2016 8:00	286.8	260.1	121.2	111.6	371.7
7/4/2016 9:00	336.4	304.2	196.2	179.9	484.1
7/4/2016 10:00	348.5	315.9	254.9	233.8	549.7
7/4/2016 11:00	419.3	379.5	412	378	757.5
7/4/2016 12:00	679.3	614.9	361.2	330.7	945.6
7/4/2016 13:00	649	588.2	434.9	399.3	987.5
7/4/2016 14:00	485.5	440.1	208.3	190.6	630.7
7/4/2016 15:00	469.1	424.7	221.3	202.3	627
7/4/2016 16:00	507.9	459.4	431.4	394.7	854.1
7/4/2016 17:00	638.3	578.1	670.1	614.5	1192.6

	Unit 1 (Part 75 Data)	Unit 1 (Part 60 Data)	Unit 2 (Part 75 Data)	Unit 2 (Part 60 Data)	Units 1&2 Combined
	SO2_LbPerHr	SO2_P60_LbPerHr	SO2_LbPerHr	SO2_P60_LbPerHr	(Part 60 Data)
	1H	1H	1H	1H	
Time	Value	Value	Value	Value	
7/4/2016 18:00	724	655.6	614.8	563.1	1218.7
7/4/2016 19:00	764.6	693.2	974.5	893.3	1586.5
7/4/2016 20:00	749.3	679.3	769.8	706.4	1385.7
7/4/2016 21:00	676.3	613.2	708.9	649.2	1262.4
7/4/2016 22:00	722.2	653.9	519.1	475.3	1129.2
7/4/2016 23:00	575.1	520.8	489.4	448.7	969.5
7/5/2016 0:00	374.5	338.5	204.8	187.7	526.2
7/5/2016 1:00	364.2	330	223.8	205.6	535.6
7/5/2016 2:00	385.8	348.8	211.7	193.4	542.2
7/5/2016 3:00	371.9	336.5	219.7	201.4	537.9
7/5/2016 4:00	411.7	373	201.3	184.4	557.4
7/5/2016 5:00	603.3	546.3	266.2	243.4	789.7
7/5/2016 6:00	756.7	684.8	308.7	282.8	967.6
7/5/2016 7:00	845.5	766.6	477.7	437.9	1204.5
7/5/2016 8:00	1497.6	1356.5	590.1	540.6	1897.1
7/5/2016 9:00	1547.4	1402.6	996.6	913.5	2316.1
7/5/2016 10:00	1518.5	1374.7	919.5	843.2	2217.9
7/5/2016 11:00	1789	1620.7	618.6	567.7	2188.4
7/5/2016 12:00	1445.3	1309.7	756.1	693.4	2003.1
7/5/2016 13:00	1307	1183.5	698.7	640	1823.5
7/5/2016 14:00	1368.7	1240.2	643.7	590.4	1830.6
7/5/2016 15:00	1522.6	1379.1	591.4	542	1921.1
7/5/2016 16:00	1646.7	1491.7	720.4	659.5	2151.2
7/5/2016 17:00	1583.7	1435.2	1299.9	1192	2627.2
7/5/2016 18:00	1086.4	984.4	1026.1	941.3	1925.7
7/5/2016 19:00	798.9	723.6	946.9	868	1591.6
7/5/2016 20:00	860.3	779.5	967.1	886.1	1665.6
7/5/2016 21:00	917.9	831.5	968.4	887.4	1718.9
7/5/2016 22:00	782.9	710	793.7	728.2	1438.2
7/5/2016 23:00	789.3	715.6	727	666.5	1382.1
7/6/2016 0:00	694.3	628.9	453.2	415.3	1044.2
7/6/2016 1:00	626.9	568.6	323.9	296.9	865.5
7/6/2016 2:00	607.3	550.4	226.1	207.9	758.3
7/6/2016 3:00	473.2	429.2	194.8	177.9	607.1
7/6/2016 4:00	398.8	361.5	229.5	210.6	572.1
7/6/2016 5:00	600.5	544.2	230.3	210.7	754.9
7/6/2016 6:00	1030.4	933.6	373	341.6	1275.2
7/6/2016 7:00	975	883.4	478.5	438.2	1321.6
7/6/2016 8:00	1501.6	1359.9	605	555.4	1915.3
7/6/2016 9:00	1224.7	1110.3	993.4	909.8	2020.1
7/6/2016 10:00	800.9	725.8	988.3	905.1	1630.9
7/6/2016 11:00	909.8	824.9	893.7	818.7	1643.6
7/6/2016 12:00	865.6	783.2	861.4	789.1	1572.3
7/6/2016 13:00	869.2	788	1037.7	950.6	1738.6
7/6/2016 14:00	889.2	805.6	909.9	834.1	1639.7
7/6/2016 15:00	869.7	788.7	899.2	823.4	1612.1
7/6/2016 16:00	840.4	761	1003.5	919.4	1680.4
7/6/2016 17:00	903.8	818	930.6	852.4	1670.4
7/6/2016 18:00	867.2	784.8	869.2	796.8	1581.6
7/6/2016 19:00	845	765.8	886.3	812.1	1577.9
7/6/2016 20:00	861.7	779.8	895.8	821.9	1601.7
7/6/2016 21:00	847.1	766.3	941	862.6	1628.9
7/6/2016 22:00	818.2	742	1031.4	944.9	1686.9
7/6/2016 23:00	757.1	684.9	653.4	599.8	1284.7
7/7/2016 0:00	866.6	785.5	843.5	772.5	1558
7/7/2016 1:00	681.5	617.8	644.5	590.4	1208.2
7/7/2016 2:00	654.1	592.7	389.2	357.1	949.8
7/7/2016 3:00	657.7	595.7	588.1	538.9	1134.6
7/7/2016 4:00	719.4	651.7	709.5	650.2	1301.9
7/7/2016 5:00	720.2	652.5	733.2	672	1324.5
7/7/2016 6:00	771.6	699.1	628.8	576.8	1275.9
7/7/2016 7:00	808.3	731.7	828.3	758.9	1490.6
7/7/2016 8:00	759.4	688.7	1049.6	962.2	1650.9
7/7/2016 9:00	853.4	772.7	1103.2	1011.6	1784.3
7/7/2016 10:00	882.5	799.3	1195.2	1095.9	1895.2

	Unit 1 (Part 75 Data)	Unit 1 (Part 60 Data)	Unit 2 (Part 75 Data)	Unit 2 (Part 60 Data)	Units 1&2 Combined
	SO2_LbPerHr	SO2_P60_LbPerHr	SO2_LbPerHr	SO2_P60_LbPerHr	(Part 60 Data)
	1H	1H	1H	1H	
Time	Value	Value	Value	Value	
7/7/2016 11:00	865.4	782.8	1251.6	1147.8	1930.6
7/7/2016 12:00	879.8	796.7	1241.1	1137.8	1934.5
7/7/2016 13:00	884.1	801.7	1299.3	1191.7	1993.4
7/7/2016 14:00	867.2	785.5	1468.4	1346.3	2131.8
7/7/2016 15:00	881.4	799.2	1589.5	1457.4	2256.6
7/7/2016 16:00	845.9	766	1537.5	1410	2176
7/7/2016 17:00	880.8	798.3	1201.9	1100.7	1899
7/7/2016 18:00	893.1	808.7	883.4	810.3	1619
7/7/2016 19:00	688.3	624	748.9	685.8	1309.8
7/7/2016 20:00	819.5	741.5	780.7	715.5	1457
7/7/2016 21:00	842	762.2	971.6	890.2	1652.4
7/7/2016 22:00	752.6	681.3	723.8	662.7	1344
7/7/2016 23:00	774.7	702.3	870	797.5	1499.8
7/8/2016 0:00	731.1	662.2	675.7	618.6	1280.8
7/8/2016 1:00	427.2	387	478.6	439	826
7/8/2016 2:00	254	229.7	257.6	235.4	465.1
7/8/2016 3:00	436.6	394.7	183.1	168.4	563.1
7/8/2016 4:00	401.2	363.3	397.8	364.8	728.1
7/8/2016 5:00	456.1	412.7	485.8	445.5	858.2
7/8/2016 6:00	656.5	594.3	565.5	517.5	1111.8
7/8/2016 7:00	696.3	631.3	961.2	882	1513.3
7/8/2016 8:00	718.5	651.4	932.1	854.5	1505.9
7/8/2016 9:00	592.6	536.4	697.4	639.8	1176.2
7/8/2016 10:00	599.8	543.8	650.5	597.2	1141
7/8/2016 11:00	640.9	580.6	684.3	626.9	1207.5
7/8/2016 12:00	1015.6	919.2	759.7	695.9	1615.1
7/8/2016 13:00	871.6	790.1	692.1	634.6	1424.7
7/8/2016 14:00	890.9	807.5	671.4	616.1	1423.6
7/8/2016 15:00	908.7	822.8	710.7	651.3	1474.1
7/8/2016 16:00	882.5	798.8	729.1	667.6	1466.4
7/8/2016 17:00	899.5	813.8	439	403.1	1216.9
7/8/2016 18:00	886.7	803.1	704.6	645.2	1448.3
7/8/2016 19:00	900.7	816.6	898	823.7	1640.3
7/8/2016 20:00	827.9	750	660.2	604.3	1354.3
7/8/2016 21:00	866.2	785.5	550.4	505.3	1290.8
7/8/2016 22:00	733.7	665.3	495.4	454	1119.3
7/8/2016 23:00	736.6	667.6	138.3	127.2	794.8
7/9/2016 0:00	732.8	664.2	148.1	136.2	800.4
7/9/2016 1:00	657.2	594.7	178.6	163.8	758.5
7/9/2016 2:00	603	546.8	159.1	145.7	692.5
7/9/2016 3:00	197.6	179.2	174.8	159.9	339.1
7/9/2016 4:00	451.4	409.6	171.8	156.9	566.5
7/9/2016 5:00	203.7	185	160.3	146.9	331.9
7/9/2016 6:00	451	408.5	167.7	154.2	562.7
7/9/2016 7:00	780.1	706.2	174.6	159.6	865.8
7/9/2016 8:00	300.1	272.3	166.4	152.9	425.2
7/9/2016 9:00	1153.8	1045.9	146.4	134.5	1180.4
7/9/2016 10:00	698.7	633.3	158	144.6	777.9
7/9/2016 11:00	762.5	690.9	166.8	153.4	844.3
7/9/2016 12:00	881.1	797.5	155	141.6	939.1
7/9/2016 13:00	848	767.5	128.9	118.6	886.1
7/9/2016 14:00	869.1	786.9	130.8	120.4	907.3
7/9/2016 15:00	863.3	781	137.6	125.7	906.7
7/9/2016 16:00	854.6	774.3	242.1	222.2	996.5
7/9/2016 17:00	859.6	779.4	342.9	313.6	1093
7/9/2016 18:00	853.5	773.5	255.2	234.6	1008.1
7/9/2016 19:00	763.2	690.7	552.3	505.6	1196.3
7/9/2016 20:00	823.4	745.5	666	611.2	1356.7
7/9/2016 21:00	784.5	710.9	325.4	297.8	1008.7
7/9/2016 22:00	727.4	659.6	332.5	305.2	964.8
7/9/2016 23:00	602.8	546.1	142.1	130.1	676.2
7/10/2016 0:00	536.5	485.8	146.5	133.8	619.6
7/10/2016 1:00	283.1	256.8	200.2	184.1	440.9
7/10/2016 2:00	262.1	237.2	146.5	134	371.2
7/10/2016 3:00	307.1	278.3	151.5	139.1	417.4

	Unit 1 (Part 75 Data)	Unit 1 (Part 60 Data)	Unit 2 (Part 75 Data)	Unit 2 (Part 60 Data)	Units 1&2 Combined
	SO2_LbPerHr	SO2_P60_LbPerHr	SO2_LbPerHr	SO2_P60_LbPerHr	(Part 60 Data)
	1H	1H	1H	1H	
Time	Value	Value	Value	Value	
7/10/2016 4:00	168.8	153.1	134.9	123.9	277
7/10/2016 5:00	238.6	215.7	122.8	113.2	328.9
7/10/2016 6:00	321.9	291.6	154.2	141.2	432.8
7/10/2016 7:00	242.4	219.5	165.9	152.3	371.8
7/10/2016 8:00	908.3	822.5	395.1	362.7	1185.2
7/10/2016 9:00	947.5	859.2	671.9	615.6	1474.8
7/10/2016 10:00	828	749.4	669.4	614.1	1363.5
7/10/2016 11:00	870.1	787.5	600.2	549.7	1337.2
7/10/2016 12:00	869.2	787	760.7	698.1	1485.1
7/10/2016 13:00	862.8	782.1	828.1	759.1	1541.2
7/10/2016 14:00	839.1	760.7	718.7	658	1418.7
7/10/2016 15:00	835.2	756.4	670.9	614.3	1370.7
7/10/2016 16:00	831.2	753.4	726	665.5	1418.9
7/10/2016 17:00	849.2	769.2	745.4	682.8	1452
7/10/2016 18:00	877.9	795	703.2	644.5	1439.5
7/10/2016 19:00	838.8	760.3	759.2	696.3	1456.6
7/10/2016 20:00	829	750.8	605	555.4	1306.2
7/10/2016 21:00	630.7	571.6	444	406.2	977.8
7/10/2016 22:00	628.3	569.4	346.8	317.6	887
7/10/2016 23:00	602	545.6	382.1	350.9	896.5
7/11/2016 0:00	565.1	512.5	240.6	220	732.5
7/11/2016 1:00	136.2	123.1	189.2	173	296.1
7/11/2016 2:00	121.4	110.4	167.5	153.3	263.7
7/11/2016 3:00	468.2	423.7	204.5	187	610.7
7/11/2016 4:00	297.1	269.8	200.1	183.9	453.7
7/11/2016 5:00	136.3	123.5	194.5	178.4	301.9
7/11/2016 6:00	442.8	401.2	192.1	175.8	577
7/11/2016 7:00	764.4	692	376.6	345.5	1037.5
7/11/2016 8:00	884.3	800.9	560.4	513.5	1314.4
7/11/2016 9:00	942.7	853.7	762.8	699.1	1552.8
7/11/2016 10:00	856.1	776	662.2	607.4	1383.4
7/11/2016 11:00	893.3	809.2	736.4	675.7	1484.9
7/11/2016 12:00	886.5	803.3	731.3	670.7	1474
7/11/2016 13:00	835	756	727.9	667.3	1423.3
7/11/2016 14:00	898.4	814.6	698.4	639.9	1454.5
7/11/2016 15:00	812.4	735.8	651.3	596.5	1332.3
7/11/2016 16:00	800.5	725.2	702.8	643.9	1369.1
7/11/2016 17:00	781.9	709	736	675.2	1384.2
7/11/2016 18:00	758.2	687.7	749.2	685.9	1373.6
7/11/2016 19:00	749.2	679	682.8	625.6	1304.6
7/11/2016 20:00	745.2	674.7	631.7	578.2	1252.9
7/11/2016 21:00	746.4	676.5	726.6	665.4	1341.9
7/11/2016 22:00	591.6	535.9	473	432.9	968.8
7/11/2016 23:00	661.7	599.2	625.9	574.2	1173.4
7/12/2016 0:00	569.2	515.9	419.5	384.7	900.6
7/12/2016 1:00	467.7	423.7	298.9	274.3	698
7/12/2016 2:00	293.6	265.2	216.1	198.1	463.3
7/12/2016 3:00	277.2	251.2	205.2	188.1	439.3
7/12/2016 4:00	313.1	283.7	287.9	264.6	548.3
7/12/2016 5:00	511.6	463.3	318.9	292.9	756.2
7/12/2016 6:00	707.5	641.3	392.3	358.9	1000.2
7/12/2016 7:00	723.1	654.6	589.2	539.6	1194.2
7/12/2016 8:00	698	632.9	690.9	633.5	1266.4
7/12/2016 9:00	752.4	682.4	747.8	685.8	1368.2
7/12/2016 10:00	677.1	612.7	679.4	623.3	1236
7/12/2016 11:00	722.6	655.4	669.7	613.5	1268.9
7/12/2016 12:00	743.1	672.4	683.2	626.9	1299.3
7/12/2016 13:00	702.8	636.4	646.9	592.5	1228.9
7/12/2016 14:00	699.3	633.5	650.2	595.8	1229.3
7/12/2016 15:00	729.1	661.4	685.1	628.9	1290.3
7/12/2016 16:00	732.9	663.2	699.7	641.4	1304.6
7/12/2016 17:00	673.2	610.8	702.9	644.5	1255.3
7/12/2016 18:00	749	678.3	636.9	584.7	1263
7/12/2016 19:00	693.8	629.1	678.7	622.3	1251.4
7/12/2016 20:00	720.6	653.3	669.2	612.7	1266

	Unit 1 (Part 75 Data)	Unit 1 (Part 60 Data)	Unit 2 (Part 75 Data)	Unit 2 (Part 60 Data)	Units 1&2 Combined
	SO2_LbPerHr	SO2_P60_LbPerHr	SO2_LbPerHr	SO2_P60_LbPerHr	(Part 60 Data)
	1H	1H	1H	1H	
Time	Value	Value	Value	Value	
7/12/2016 21:00	750.8	679.9	667.6	611.5	1291.4
7/12/2016 22:00	731.4	663.1	690.4	632.4	1295.5
7/12/2016 23:00	669.1	605.3	398.6	366.1	971.4
7/13/2016 0:00	907	821.6	155.8	142.2	963.8
7/13/2016 1:00	848.2	767.5	197.3	180.9	948.4
7/13/2016 2:00	851	770.7	181.6	166.7	937.4
7/13/2016 3:00	692.5	626.8	183	168.1	794.9
7/13/2016 4:00	922.4	835.7	167.8	154.4	990.1
7/13/2016 5:00	906.6	821.8	172.4	157.5	979.3
7/13/2016 6:00	731.4	662.8	173.1	158.2	821
7/13/2016 7:00	796	721.8	270.2	247.3	969.1
7/13/2016 8:00	754.1	683.5	519.6	476.3	1159.8
7/13/2016 9:00	778.6	705.7	728.3	666.9	1372.6
7/13/2016 10:00	780.4	707.3	901.8	827.4	1534.7
7/13/2016 11:00	769	696	728	668.1	1364.1
7/13/2016 12:00	789.4	714.3	657.3	601.8	1316.1
7/13/2016 13:00	788.9	713.9	678.7	623	1336.9
7/13/2016 14:00	790.9	716.7	830.8	761.7	1478.4
7/13/2016 15:00	781.8	707.7	688.2	630	1337.7
7/13/2016 16:00	759.9	688.2	696.2	637.8	1326
7/13/2016 17:00	767.7	696.1	771.5	707	1403.1
7/13/2016 18:00	808.3	731.5	771.1	706.7	1438.2
7/13/2016 19:00	796.4	721.7	282.5	258.2	979.9
7/13/2016 20:00	770.6	698	197	180.1	878.1
7/13/2016 21:00	626.9	567.2	175.3	161.2	728.4
7/13/2016 22:00	732.2	662.9	167.2	153	815.9
7/13/2016 23:00	592.4	536.3	158.8	145.7	682
7/14/2016 0:00	567.9	514.3	170.3	156.7	671
7/14/2016 1:00	496.1	448.7	143.1	131.2	579.9
7/14/2016 2:00	367.5	333.1	145.2	133.4	466.5
7/14/2016 3:00	323.9	293.4	155.8	142.4	435.8
7/14/2016 4:00	400.8	362.5	235.1	215.6	578.1
7/14/2016 5:00	573.4	520	408.9	375.6	895.6
7/14/2016 6:00	0	0	749.2	686.7	686.7
7/14/2016 7:00	0	0	704.3	646.4	646.4
7/14/2016 8:00	0	0	700	642.1	642.1
7/14/2016 9:00	0	0	698.8	641.1	641.1
7/14/2016 10:00	0	0	744.1	682.1	682.1
7/14/2016 11:00	0	0	760.3	696.2	696.2
7/14/2016 12:00	0	0	682.6	625	625
7/14/2016 13:00	0	0	746.2	684.4	684.4
7/14/2016 14:00	0	0	798.1	731.6	731.6
7/14/2016 15:00	136.3	0	582.5	533	533
7/14/2016 16:00	0	0	677.7	621.8	621.8
7/14/2016 17:00	0	0	484.4	444.7	444.7
7/14/2016 18:00	0	0	649.6	594.7	594.7
7/14/2016 19:00	0	0	730.4	669.8	669.8
7/14/2016 20:00	0	0	738.9	677.9	677.9
7/14/2016 21:00	0	0	663.7	608.5	608.5
7/14/2016 22:00	0	0	818.5	750.8	750.8
7/14/2016 23:00	0	0	693.5	636.6	636.6
7/15/2016 0:00	0	0	398.1	364.1	364.1
7/15/2016 1:00	0	0	583.8	536	536
7/15/2016 2:00	0	0	531.6	487.3	487.3
7/15/2016 3:00	0	0	597.9	547.6	547.6
7/15/2016 4:00	0	0	608.8	558.9	558.9
7/15/2016 5:00	0	0	847.6	776.5	776.5
7/15/2016 6:00	0	0	1095.6	1004.9	1004.9
7/15/2016 7:00	0	0	1170.4	1073.2	1073.2
7/15/2016 8:00	0	0	869.7	796.9	796.9
7/15/2016 9:00	0	0	706.6	648.4	648.4
7/15/2016 10:00	0	0	514.4	471.7	471.7
7/15/2016 11:00	0	0	476.9	437.3	437.3
7/15/2016 12:00	0	0	623.6	571.6	571.6
7/15/2016 13:00	0	0	846.9	776	776

	Unit 1 (Part 75 Data)	Unit 1 (Part 60 Data)	Unit 2 (Part 75 Data)	Unit 2 (Part 60 Data)	Units 1&2 Combined
	SO2_LbPerHr	SO2_P60_LbPerHr	SO2_LbPerHr	SO2_P60_LbPerHr	(Part 60 Data)
	1H	1H	1H	1H	
Time	Value	Value	Value	Value	
7/15/2016 14:00	0	0	751.8	689.1	689.1
7/15/2016 15:00	0	0	591.3	541.1	541.1
7/15/2016 16:00	0	0	600.2	550.2	550.2
7/15/2016 17:00	0	0	735.2	674.8	674.8
7/15/2016 18:00	0	0	750.1	687.6	687.6
7/15/2016 19:00	0	0	771.7	707.4	707.4
7/15/2016 20:00	0	0	659.3	603.7	603.7
7/15/2016 21:00	0	0	692	634	634
7/15/2016 22:00	0	0	751.8	689	689
7/15/2016 23:00	0	0	405.1	370.7	370.7
7/16/2016 0:00	0	0	561.2	514.7	514.7
7/16/2016 1:00	0	0	734.3	673.9	673.9
7/16/2016 2:00	0	0	433.9	397.7	397.7
7/16/2016 3:00	0	0	248	227.1	227.1
7/16/2016 4:00	0	0	119.6	109.8	109.8
7/16/2016 5:00	0	0	165.6	152.2	152.2
7/16/2016 6:00	0	0	371.4	339.7	339.7
7/16/2016 7:00	0	0	683.8	625.9	625.9
7/16/2016 8:00	0	0	858.2	786	786
7/16/2016 9:00	0	0	710.8	651.4	651.4
7/16/2016 10:00	0	0	767.5	703.9	703.9
7/16/2016 11:00	0	0	835.3	765.2	765.2
7/16/2016 12:00	0	0	900.3	825.8	825.8
7/16/2016 13:00	0	0	846.4	776.2	776.2
7/16/2016 14:00	0	0	802.3	736.3	736.3
7/16/2016 15:00	0	0	821.5	753.5	753.5
7/16/2016 16:00	0	0	787	721.1	721.1
7/16/2016 17:00	0	0	866.3	793.9	793.9
7/16/2016 18:00	0	0	844.1	773.7	773.7
7/16/2016 19:00	0	0	971.6	890.1	890.1
7/16/2016 20:00	0	0	890.3	815.2	815.2
7/16/2016 21:00	0	0	666.9	611.2	611.2
7/16/2016 22:00	0	0	524.9	481	481
7/16/2016 23:00	0	0	732.9	672.6	672.6
7/17/2016 0:00	0	0	559.4	512.1	512.1
7/17/2016 1:00	0	0	155.5	142.8	142.8
7/17/2016 2:00	0	0	118.1	108.4	108.4
7/17/2016 3:00	0	0	139.3	128.2	128.2
7/17/2016 4:00	0	0	129.7	118.5	118.5
7/17/2016 5:00	0	0	118.2	108.5	108.5
7/17/2016 6:00	0	0	118.9	109.1	109.1
7/17/2016 7:00	0	0	123.6	113.7	113.7
7/17/2016 8:00	0	0	251	229.9	229.9
7/17/2016 9:00	0	0	618.5	566.2	566.2
7/17/2016 10:00	0	0	829.1	760.7	760.7
7/17/2016 11:00	0	0	669	613.6	613.6
7/17/2016 12:00	0	0	817.9	749.3	749.3
7/17/2016 13:00	0	0	961.5	882.3	882.3
7/17/2016 14:00	0	0	871.2	798.4	798.4
7/17/2016 15:00	0	0	816.9	748.5	748.5
7/17/2016 16:00	0	0	854.1	783.6	783.6
7/17/2016 17:00	0	0	888.9	814	814
7/17/2016 18:00	0	0	802.6	736.2	736.2
7/17/2016 19:00	0	0	927.9	850.2	850.2
7/17/2016 20:00	0	0	738.8	676.7	676.7
7/17/2016 21:00	0	0	814.7	746.4	746.4
7/17/2016 22:00	0	0	794.9	729.6	729.6
7/17/2016 23:00	0	0	763.2	699.9	699.9
7/18/2016 0:00	0	0	697.4	639.4	639.4
7/18/2016 1:00	0	0	632.8	580.4	580.4
7/18/2016 2:00	0	0	457.1	419.7	419.7
7/18/2016 3:00	0	0	299.2	274.7	274.7
7/18/2016 4:00	0	0	341.2	313.4	313.4
7/18/2016 5:00	0	0	441.4	405.3	405.3
7/18/2016 6:00	0	0	1069	979.6	979.6

	Unit 1 (Part 75 Data)	Unit 1 (Part 60 Data)	Unit 2 (Part 75 Data)	Unit 2 (Part 60 Data)	Units 1&2 Combined
	SO2_LbPerHr	SO2_P60_LbPerHr	SO2_LbPerHr	SO2_P60_LbPerHr	(Part 60 Data)
	1H	1H	1H	1H	
Time	Value	Value	Value	Value	
7/18/2016 7:00	0	0	810	743.4	743.4
7/18/2016 8:00	0	0	757.5	695.3	695.3
7/18/2016 9:00	0	0	813.5	744.9	744.9
7/18/2016 10:00	0	0	787.5	721	721
7/18/2016 11:00	0	0	892.5	817.6	817.6
7/18/2016 12:00	0	0	857.2	786.3	786.3
7/18/2016 13:00	0	0	845.7	774.7	774.7
7/18/2016 14:00	0	0	893.8	818.6	818.6
7/18/2016 15:00	0	0	789	722.4	722.4
7/18/2016 16:00	0	0	949.9	870.2	870.2
7/18/2016 17:00	0	0	776.6	712.2	712.2
7/18/2016 18:00	0	0	713.9	653.7	653.7
7/18/2016 19:00	0	0	772.6	707.7	707.7
7/18/2016 20:00	0	0	617.6	565.6	565.6
7/18/2016 21:00	0	0	743	680.2	680.2
7/18/2016 22:00	0	0	726.8	666	666
7/18/2016 23:00	0	0	615.1	563.3	563.3
7/19/2016 0:00	0	0	807.2	739.9	739.9
7/19/2016 1:00	0	0	525.4	482.1	482.1
7/19/2016 2:00	0	0	266.9	245.3	245.3
7/19/2016 3:00	0	0	276	253.4	253.4
7/19/2016 4:00	0	0	411.2	377.1	377.1
7/19/2016 5:00	0	0	603.7	554.3	554.3
7/19/2016 6:00	0	0	636.6	583.6	583.6
7/19/2016 7:00	0	0	781.4	715.6	715.6
7/19/2016 8:00	0	0	786.1	720.1	720.1
7/19/2016 9:00	0	0	956.5	877.3	877.3
7/19/2016 10:00	0	0	447.8	409.6	409.6
7/19/2016 11:00	0	0	897	822.7	822.7
7/19/2016 12:00	0	0	592.8	544.1	544.1
7/19/2016 13:00	0	0	611.4	560.6	560.6
7/19/2016 14:00	0	0	1011.1	926.3	926.3
7/19/2016 15:00	0	0	829	759.1	759.1
7/19/2016 16:00	0	0	871	798.5	798.5
7/19/2016 17:00	0	0	841.9	772	772
7/19/2016 18:00	0	0	854.1	782	782
7/19/2016 19:00	0	0	848.6	778.4	778.4
7/19/2016 20:00	0	0	811.3	743	743
7/19/2016 21:00	0	0	863.9	791.6	791.6
7/19/2016 22:00	0	0	832.7	762.6	762.6
7/19/2016 23:00	0	0	818.9	751	751
7/20/2016 0:00	0	0	727.1	666.2	666.2
7/20/2016 1:00	0	0	668.7	613.5	613.5
7/20/2016 2:00	0	0	443.4	405.9	405.9
7/20/2016 3:00	0	0	348.4	319.8	319.8
7/20/2016 4:00	0	0	418.6	383.6	383.6
7/20/2016 5:00	0	0	735.6	674.5	674.5
7/20/2016 6:00	0	0	952.4	872.2	872.2
7/20/2016 7:00	0	0	970.1	890.1	890.1
7/20/2016 8:00	0	0	994.8	912.4	912.4
7/20/2016 9:00	0	0	972.4	891.9	891.9
7/20/2016 10:00	0	0	899.1	824.9	824.9
7/20/2016 11:00	0	0	930.8	852.7	852.7
7/20/2016 12:00	0	0	885.2	811.1	811.1
7/20/2016 13:00	0	0	914.4	837.9	837.9
7/20/2016 14:00	0	0	877.3	805.1	805.1
7/20/2016 15:00	0	0	970.3	889.8	889.8
7/20/2016 16:00	0	0	919.6	843.3	843.3
7/20/2016 17:00	0	0	851	779.4	779.4
7/20/2016 18:00	0	0	807.8	740.4	740.4
7/20/2016 19:00	0	0	755	691.6	691.6
7/20/2016 20:00	0	0	670.3	615	615
7/20/2016 21:00	0	0	760.2	697.4	697.4
7/20/2016 22:00	0	0	766.9	703	703
7/20/2016 23:00	0	0	683.4	626.7	626.7

	Unit 1 (Part 75 Data)	Unit 1 (Part 60 Data)	Unit 2 (Part 75 Data)	Unit 2 (Part 60 Data)	Units 1&2 Combined
	SO2_LbPerHr	SO2_P60_LbPerHr	SO2_LbPerHr	SO2_P60_LbPerHr	(Part 60 Data)
	1H	1H	1H	1H	
Time	Value	Value	Value	Value	
7/21/2016 0:00	0	0	764	700.8	700.8
7/21/2016 1:00	0	0	526.3	481.8	481.8
7/21/2016 2:00	0	0	259.5	238.5	238.5
7/21/2016 3:00	0	0	208.1	190.2	190.2
7/21/2016 4:00	0	0	262.5	240.7	240.7
7/21/2016 5:00	0	0	252.2	231.6	231.6
7/21/2016 6:00	0	0	240.2	219.8	219.8
7/21/2016 7:00	0	0	260	238	238
7/21/2016 8:00	0	0	363.8	333.2	333.2
7/21/2016 9:00	0	0	718.8	658.3	658.3
7/21/2016 10:00	0	0	1088.9	997.8	997.8
7/21/2016 11:00	0	0	791.8	725.8	725.8
7/21/2016 12:00	0	0	850.7	780.7	780.7
7/21/2016 13:00	0	0	1009.2	924.2	924.2
7/21/2016 14:00	0	0	911.2	834.9	834.9
7/21/2016 15:00	0	0	891.6	817.3	817.3
7/21/2016 16:00	0	0	955.1	876.4	876.4
7/21/2016 17:00	0	0	925.2	848.4	848.4
7/21/2016 18:00	0	0	953.4	874.2	874.2
7/21/2016 19:00	0	0	825.5	757.2	757.2
7/21/2016 20:00	0	0	914.5	837.8	837.8
7/21/2016 21:00	0	0	931.5	854.8	854.8
7/21/2016 22:00	0	0	863.9	792.8	792.8
7/21/2016 23:00	0	0	692	635.2	635.2
7/22/2016 0:00	0	0	572.1	524.1	524.1
7/22/2016 1:00	0	0	283.1	259.3	259.3
7/22/2016 2:00	0	0	168.6	154.8	154.8
7/22/2016 3:00	0	0	195.6	179.2	179.2
7/22/2016 4:00	0	0	237.2	216.8	216.8
7/22/2016 5:00	0	0	329.4	301.2	301.2
7/22/2016 6:00	0	0	606.8	556.9	556.9
7/22/2016 7:00	0	0	933.5	856.2	856.2
7/22/2016 8:00	0	0	904	829	829
7/22/2016 9:00	0	0	766.1	702.8	702.8
7/22/2016 10:00	0	0	1012.9	928.9	928.9
7/22/2016 11:00	0	0	864.5	793.4	793.4
7/22/2016 12:00	0	0	870.9	797.4	797.4
7/22/2016 13:00	0	0	928.1	850.6	850.6
7/22/2016 14:00	0	0	862.7	791.4	791.4
7/22/2016 15:00	0	0	967.5	887.4	887.4
7/22/2016 16:00	0	0	858.6	787.6	787.6
7/22/2016 17:00	0	0	863.1	791.7	791.7
7/22/2016 18:00	0	0	952.4	872.1	872.1
7/22/2016 19:00	0	0	986.7	904.1	904.1
7/22/2016 20:00	0	0	782.9	718.2	718.2
7/22/2016 21:00	0	0	933.3	855.7	855.7
7/22/2016 22:00	0	0	941.9	862.5	862.5
7/22/2016 23:00	0	0	960.3	881.2	881.2
7/23/2016 0:00	0	0	605.6	555.3	555.3
7/23/2016 1:00	0	0	926.8	849.8	849.8
7/23/2016 2:00	0	0	358.8	328.8	328.8
7/23/2016 3:00	0	0	239.5	220.3	220.3
7/23/2016 4:00	0	0	200.7	184.6	184.6
7/23/2016 5:00	0	0	187.6	171.9	171.9
7/23/2016 6:00	0	0	413.4	378.4	378.4
7/23/2016 7:00	0	0	370	339.2	339.2
7/23/2016 8:00	0	0	521	477.6	477.6
7/23/2016 9:00	0	0	415.1	380.2	380.2
7/23/2016 10:00	0	0	430.8	395.7	395.7
7/23/2016 11:00	0	0	638.2	584.7	584.7
7/23/2016 12:00	0	0	954.4	874	874
7/23/2016 13:00	0	0	491	450.2	450.2
7/23/2016 14:00	0	0	308.6	282.3	282.3
7/23/2016 15:00	0	0	355.2	324.8	324.8
7/23/2016 16:00	0	0	368	337.5	337.5

	Unit 1 (Part 75 Data)	Unit 1 (Part 60 Data)	Unit 2 (Part 75 Data)	Unit 2 (Part 60 Data)	Units 1&2 Combined
	SO2_LbPerHr	SO2_P60_LbPerHr	SO2_LbPerHr	SO2_P60_LbPerHr	(Part 60 Data)
	1H	1H	1H	1H	
Time	Value	Value	Value	Value	
7/23/2016 17:00	0	0	399	366.4	366.4
7/23/2016 18:00	0	0	415.2	380.3	380.3
7/23/2016 19:00	0	0	384.3	351.4	351.4
7/23/2016 20:00	0	0	333.2	304.6	304.6
7/23/2016 21:00	0	0	352.7	324.1	324.1
7/23/2016 22:00	0	0	466	427.2	427.2
7/23/2016 23:00	0	0	525	482.1	482.1
7/24/2016 0:00	0	0	509.3	466.4	466.4
7/24/2016 1:00	0	0	449.3	411	411
7/24/2016 2:00	0	0	326.1	298.7	298.7
7/24/2016 3:00	0.9	0.9	261.6	240.5	241.4
7/24/2016 4:00	0	0	228.6	209.4	209.4
7/24/2016 5:00	0	0	210.8	193.4	193.4
7/24/2016 6:00	0	0	203.7	186.3	186.3
7/24/2016 7:00	0	0	233.5	214	214
7/24/2016 8:00	11.3	10.4	367.7	337.1	347.5
7/24/2016 9:00	29.3	26.5	421.7	386.6	413.1
7/24/2016 10:00	48.7	43.9	578.1	529.7	573.6
7/24/2016 11:00	34.6	31.7	568.3	520.1	551.8
7/24/2016 12:00	130.9	118.2	575.1	526.8	645
7/24/2016 13:00	152.4	137.4	606.7	556	693.4
7/24/2016 14:00	356.9	323	551.1	505	828
7/24/2016 15:00	579	523.9	520.7	476.6	1000.5
7/24/2016 16:00	1064.6	964.9	540.2	496	1460.9
7/24/2016 17:00	984.6	892.1	581.6	533.2	1425.3
7/24/2016 18:00	771	697.4	740.5	679.1	1376.5
7/24/2016 19:00	782.4	708.4	759.6	696.1	1404.5
7/24/2016 20:00	789.4	715.4	713.1	653.7	1369.1
7/24/2016 21:00	466.4	421.8	434.7	398.3	820.1
7/24/2016 22:00	708.5	642.4	674.1	618	1260.4
7/24/2016 23:00	584.6	529.4	1035.6	948.7	1478.1
7/25/2016 0:00	509.3	460.9	727.1	666.5	1127.4
7/25/2016 1:00	346.7	313.9	408.1	373.3	687.2
7/25/2016 2:00	154.5	139.4	312.7	286.2	425.6
7/25/2016 3:00	197.9	179.3	426.1	390.4	569.7
7/25/2016 4:00	178.2	160.9	364.2	333.7	494.6
7/25/2016 5:00	389.5	352.5	528.9	484.8	837.3
7/25/2016 6:00	760.9	689.7	1083.9	994.2	1683.9
7/25/2016 7:00	706.4	639.4	1059.9	970.7	1610.1
7/25/2016 8:00	718.5	651.5	937.7	859.2	1510.7
7/25/2016 9:00	850.4	769.5	869.6	797.8	1567.3
7/25/2016 10:00	797.6	722	928.7	851.2	1573.2
7/25/2016 11:00	834.1	756.4	800.7	734.3	1490.7
7/25/2016 12:00	834.7	755.1	826.4	757.9	1513
7/25/2016 13:00	915.4	829.1	762.8	698.3	1527.4
7/25/2016 14:00	1077.4	976.5	643.4	589.3	1565.8
7/25/2016 15:00	1087.6	986	549	503.4	1489.4
7/25/2016 16:00	1029.2	932.5	599	549.1	1481.6
7/25/2016 17:00	900.8	815.8	744.3	681.9	1497.7
7/25/2016 18:00	892.6	817.1	836.4	767.6	1584.7
7/25/2016 19:00	873.5	800.3	773.6	708.7	1509
7/25/2016 20:00	927.4	849.8	679.1	622.6	1472.4
7/25/2016 21:00	989.5	905.3	595.1	545.1	1450.4
7/25/2016 22:00	884.4	809.1	882	807.8	1616.9
7/25/2016 23:00	711.2	650.4	952.2	872	1522.4
7/26/2016 0:00	677.6	620.4	643.5	590.5	1210.9
7/26/2016 1:00	780.3	714.2	803.3	736.9	1451.1
7/26/2016 2:00	821.5	753.2	419.5	385.3	1138.5
7/26/2016 3:00	834	763.7	410.1	376	1139.7
7/26/2016 4:00	939.9	861.6	558.2	511.3	1372.9
7/26/2016 5:00	1044.6	957.3	529.2	484.6	1441.9
7/26/2016 6:00	881.7	807.7	648.2	593.7	1401.4
7/26/2016 7:00	834.3	764.8	987.5	905.2	1670
7/26/2016 8:00	821.3	752.1	794.1	728.8	1480.9
7/26/2016 9:00	750.5	688.2	673.5	616.8	1305

	Unit 1 (Part 75 Data)	Unit 1 (Part 60 Data)	Unit 2 (Part 75 Data)	Unit 2 (Part 60 Data)	Units 1&2 Combined
	SO2_LbPerHr	SO2_P60_LbPerHr	SO2_LbPerHr	SO2_P60_LbPerHr	(Part 60 Data)
	1H	1H	1H	1H	
Time	Value	Value	Value	Value	
7/26/2016 10:00	920.9	833.2	603.4	553.5	1386.7
7/26/2016 11:00	955.3	865.8	838.1	768.6	1634.4
7/26/2016 12:00	1032	935.5	959.3	878.8	1814.3
7/26/2016 13:00	964.2	874.3	956.8	876.1	1750.4
7/26/2016 14:00	884	800.9	789.8	724.6	1525.5
7/26/2016 15:00	927.5	839.6	719.2	658.8	1498.4
7/26/2016 16:00	968.6	876.5	623.4	571.7	1448.2
7/26/2016 17:00	1009.8	915.7	629	577.3	1493
7/26/2016 18:00	991.8	899.3	752.9	690.1	1589.4
7/26/2016 19:00	963.5	872	888.6	814.7	1686.7
7/26/2016 20:00	959	868.6	863.5	791.9	1660.5
7/26/2016 21:00	909.9	824.9	771.8	707	1531.9
7/26/2016 22:00	988.7	895.5	798.7	731.8	1627.3
7/26/2016 23:00	927.6	839.5	964.5	883.4	1722.9
7/27/2016 0:00	670.9	607.5	691.1	634	1241.5
7/27/2016 1:00	685.4	620.9	638	584.1	1205
7/27/2016 2:00	520	471.3	455	417.2	888.5
7/27/2016 3:00	532.3	481.6	345.1	315.7	797.3
7/27/2016 4:00	809.5	733.2	487.2	446.7	1179.9
7/27/2016 5:00	1109.5	1004.2	687.5	630.2	1634.4
7/27/2016 6:00	1002.1	908.7	1265.4	1159.2	2067.9
7/27/2016 7:00	801.9	726.8	955.9	876.6	1603.4
7/27/2016 8:00	967.2	876.5	1023	938.5	1815
7/27/2016 9:00	871	789.9	1034.3	947.7	1737.6
7/27/2016 10:00	1015.9	921	983.5	901.1	1822.1
7/27/2016 11:00	1086.7	984	939.4	861.5	1845.5
7/27/2016 12:00	1001.6	907.9	809.6	742.7	1650.6
7/27/2016 13:00	1034.5	937.5	1057.1	968.3	1905.8
7/27/2016 14:00	1007.8	912.9	1082	990.9	1903.8
7/27/2016 15:00	1004.4	910.1	950.9	871	1781.1
7/27/2016 16:00	1022.2	925.8	852	780.8	1706.6
7/27/2016 17:00	1103.7	1000	951.7	871.9	1871.9
7/27/2016 18:00	1193.3	1081.3	966.8	886.6	1967.9
7/27/2016 19:00	1048.2	950.4	1030	945	1895.4
7/27/2016 20:00	1089.4	986	986.1	903.2	1889.2
7/27/2016 21:00	1088.6	985.5	865.8	793.8	1779.3
7/27/2016 22:00	1200.2	1086.3	828.3	758.5	1844.8
7/27/2016 23:00	993.9	901.1	850	778.5	1679.6
7/28/2016 0:00	777.8	705	877.3	803.6	1508.6
7/28/2016 1:00	753.9	683.2	704	645.6	1328.8
7/28/2016 2:00	729.9	660.9	861.2	790.3	1451.2
7/28/2016 3:00	681.1	616.3	938.4	860.9	1477.2
7/28/2016 4:00	740.5	671.5	1016.4	932.3	1603.8
7/28/2016 5:00	957.4	867.6	983.2	900.5	1768.1
7/28/2016 6:00	1466.9	1329.5	775	709.7	2039.2
7/28/2016 7:00	1363.6	1234.5	732.6	671.5	1906
7/28/2016 8:00	963.3	871.9	836.4	766.4	1638.3
7/28/2016 9:00	811.1	735.3	874.4	802.1	1537.4
7/28/2016 10:00	929.6	841.7	819.4	751.6	1593.3
7/28/2016 11:00	986.8	894.8	719.7	659.2	1554
7/28/2016 12:00	1047	941.8	688.2	631.7	1573.5
7/28/2016 13:00	978	878.7	626.6	574.6	1453.3
7/28/2016 14:00	906.8	814.7	659.4	604.8	1419.5
7/28/2016 15:00	897.8	805.7	732.9	671.5	1477.2
7/28/2016 16:00	888.7	799.2	743.1	681.9	1481.1
7/28/2016 17:00	874.3	785.2	724.5	663.8	1449
7/28/2016 18:00	979.3	879.8	612.2	560.4	1440.2
7/28/2016 19:00	991.1	890.9	566.9	519.3	1410.2
7/28/2016 20:00	914.8	822.1	576.8	529.1	1351.2
7/28/2016 21:00	890.8	800.5	681.9	625.8	1426.3
7/28/2016 22:00	420.2	377.9	751.7	688.9	1066.8
7/28/2016 23:00	207	185.7	736.8	676.1	861.8
7/29/2016 0:00	300.3	269.4	683.6	627.5	896.9
7/29/2016 1:00	254.4	228.7	456.3	417.4	646.1
7/29/2016 2:00	195.3	176.3	367.3	335.9	512.2

	Unit 1 (Part 75 Data)	Unit 1 (Part 60 Data)	Unit 2 (Part 75 Data)	Unit 2 (Part 60 Data)	Units 1&2 Combined
	SO2_LbPerHr	SO2_P60_LbPerHr	SO2_LbPerHr	SO2_P60_LbPerHr	(Part 60 Data)
	1H	1H	1H	1H	
Time	Value	Value	Value	Value	
7/29/2016 3:00	247	221.1	500.2	458.4	679.5
7/29/2016 4:00	370.1	333.2	639.2	586.3	919.5
7/29/2016 5:00	374.8	337.4	616.7	565.8	903.2
7/29/2016 6:00	247.9	223.2	719.3	659.4	882.6
7/29/2016 7:00	273.9	246.3	650.2	596	842.3
7/29/2016 8:00	353.3	317	364.7	334.3	651.3
7/29/2016 9:00	319.6	286.6	414.5	379.6	666.2
7/29/2016 10:00	299.7	268.5	460.9	421.6	690.1
7/29/2016 11:00	361	323.7	463.1	423.8	747.5
7/29/2016 12:00	343.1	308	430.2	395.3	703.3
7/29/2016 13:00	347.7	312.3	321.8	295.7	608
7/29/2016 14:00	340.1	304.8	259.3	237.7	542.5
7/29/2016 15:00	343.9	308.5	311.7	285.7	594.2
7/29/2016 16:00	353.8	318.2	597.2	547.3	865.5
7/29/2016 17:00	347.2	312.1	713.3	654.8	966.9
7/29/2016 18:00	363.3	326.2	708.5	649.7	975.9
7/29/2016 19:00	272.4	245.2	684.9	628.1	873.3
7/29/2016 20:00	230.4	207.2	583	534.5	741.7
7/29/2016 21:00	313.2	281.7	597.9	547.7	829.4
7/29/2016 22:00	309.7	277.7	629.4	577	854.7
7/29/2016 23:00	295.1	265.5	740.1	678	943.5
7/30/2016 0:00	234.4	210.8	627.5	574.9	785.7
7/30/2016 1:00	251.8	226.9	521.6	478.6	705.5
7/30/2016 2:00	234	210.5	477.8	437.4	647.9
7/30/2016 3:00	155.3	139.1	505.2	462.4	601.5
7/30/2016 4:00	147.5	133.1	514.2	471.3	604.4
7/30/2016 5:00	142.9	128.4	548.1	501.6	630
7/30/2016 6:00	274.8	246.3	658	603.2	849.5
7/30/2016 7:00	345.4	309.6	550.3	504.9	814.5
7/30/2016 8:00	384.6	346.5	505	463.7	810.2
7/30/2016 9:00	437.4	393.8	495.5	454.2	848
7/30/2016 10:00	347.2	311.2	563	516.7	827.9
7/30/2016 11:00	317	285.9	703.4	645.6	931.5
7/30/2016 12:00	374.5	335.8	974	893	1228.8
7/30/2016 13:00	518.1	466.4	1194.1	1094.2	1560.6
7/30/2016 14:00	531.1	477.5	959.6	880	1357.5
7/30/2016 15:00	459.3	413	946.9	867.1	1280.1
7/30/2016 16:00	403.5	363.1	1019.1	934.9	1298
7/30/2016 17:00	530	476.7	1091.2	1000.6	1477.3
7/30/2016 18:00	448	401.9	1049.7	961.9	1363.8
7/30/2016 19:00	382.4	344	1106.2	1013.2	1357.2
7/30/2016 20:00	390.6	352.1	939.3	861.9	1214
7/30/2016 21:00	389.1	350.7	937.9	860.7	1211.4
7/30/2016 22:00	297.2	267.4	1200	1100.3	1367.7
7/30/2016 23:00	281.4	253.6	1081.4	990.7	1244.3
7/31/2016 0:00	261.2	234.7	801.2	733.9	968.6
7/31/2016 1:00	249.9	224.3	558.8	511.6	735.9
7/31/2016 2:00	209.9	189.3	542.6	498	687.3
7/31/2016 3:00	125.4	112	459.4	421.2	533.2
7/31/2016 4:00	106.1	94.9	444.3	407.6	502.5
7/31/2016 5:00	101.9	90.8	525.7	482	572.8
7/31/2016 6:00	88.8	79.5	390.5	358.7	438.2
7/31/2016 7:00	280.7	253	506.5	463.6	716.6
7/31/2016 8:00	310.9	278.8	785.7	720.6	999.4
7/31/2016 9:00	286	257.1	642.5	588.9	846
7/31/2016 10:00	426.3	383.2	592.6	542.9	926.1
7/31/2016 11:00	449	403	762	698.2	1101.2
7/31/2016 12:00	466	419.6	926.4	848.5	1268.1
7/31/2016 13:00	454	407.5	887.9	814.3	1221.8
7/31/2016 14:00	453.7	407	903.4	827.4	1234.4
7/31/2016 15:00	389.3	350.7	911.9	836.1	1186.8
7/31/2016 16:00	450.6	404.4	973.4	893	1297.4
7/31/2016 17:00	520.6	468.8	1022.9	938.2	1407
7/31/2016 18:00	494.9	445.7	1031.8	946.7	1392.4
7/31/2016 19:00	452.9	406.3	1061.5	972.1	1378.4

	Unit 1 (Part 75 Data)	Unit 1 (Part 60 Data)	Unit 2 (Part 75 Data)	Unit 2 (Part 60 Data)	Units 1&2 Combined
	SO2_LbPerHr	SO2_P60_LbPerHr	SO2_LbPerHr	SO2_P60_LbPerHr	(Part 60 Data)
	1H	1H	1H	1H	
Time	Value	Value	Value	Value	
7/31/2016 20:00	479.5	430.3	1053.8	966.7	1397
7/31/2016 21:00	751.6	676.3	1020.2	935.8	1612.1
7/31/2016 22:00	782.3	704	971.7	889.9	1593.9
7/31/2016 23:00	479.6	431.2	809	741.2	1172.4
8/1/2016 0:00	335.2	302.1	610	559.8	861.9
8/1/2016 1:00	330.1	297.4	536.2	492.3	789.7
8/1/2016 2:00	187.8	169.2	459.5	421.9	591.1
8/1/2016 3:00	226.8	204.2	532.2	488.1	692.3
8/1/2016 4:00	257.8	232.5	493.2	451.8	684.3
8/1/2016 5:00	374.2	336.1	513.6	471.4	807.5
8/1/2016 6:00	339.8	305.5	498.1	456	761.5
8/1/2016 7:00	494.2	444.1	607.7	556.3	1000.4
8/1/2016 8:00	514.2	461.8	1083	992.2	1454
8/1/2016 9:00	380.2	340.9	1113.6	1020.3	1361.2
8/1/2016 10:00	369.1	332.5	941.2	863.4	1195.9
8/1/2016 11:00	519.3	467.5	893.6	820	1287.5
8/1/2016 12:00	914.5	822	936.4	858.4	1680.4
8/1/2016 13:00	832.1	746.8	939.2	861.3	1608.1
8/1/2016 14:00	733.1	658.1	887.2	814	1472.1
8/1/2016 15:00	635.8	571.1	912.5	837	1408.1
8/1/2016 16:00	700.9	630.4	954.2	874	1504.4
8/1/2016 17:00	800.9	720.4	953.1	872.8	1593.2
8/1/2016 18:00	1051.5	945	944.2	865.7	1810.7
8/1/2016 19:00	1199.4	1076.9	983	900.2	1977.1
8/1/2016 20:00	1118.5	1004.7	968.6	888	1892.7
8/1/2016 21:00	912.9	819.4	961.4	881.1	1700.5
8/1/2016 22:00	780.3	701	1013.2	928.2	1629.2
8/1/2016 23:00	580.1	521.6	679.7	623.4	1145
8/2/2016 0:00	503.9	452.1	619.9	568.4	1020.5
8/2/2016 1:00	565.7	508.3	497.8	457	965.3
8/2/2016 2:00	686.7	617.4	383.8	351.7	969.1
8/2/2016 3:00	472.2	424.7	377.6	346.1	770.8
8/2/2016 4:00	628.7	564.7	471.2	431.2	995.9
8/2/2016 5:00	719	645.5	482.5	442.8	1088.3
8/2/2016 6:00	713.9	642.2	681.8	625.6	1267.8
8/2/2016 7:00	652.6	586.2	916.6	840.6	1426.8
8/2/2016 8:00	612	549.6	835.2	764.9	1314.5
8/2/2016 9:00	856.7	770.5	811.7	743.7	1514.2
8/2/2016 10:00	766.7	688.4	933.4	856.4	1544.8
8/2/2016 11:00	742	666.3	969.6	888.5	1554.8
8/2/2016 12:00	715.3	642	900.1	825.6	1467.6
8/2/2016 13:00	565	508	894.5	820.4	1328.4
8/2/2016 14:00	616.1	554.2	921.4	845.1	1399.3
8/2/2016 15:00	160.8	145.2	946.9	868.5	1013.7
8/2/2016 16:00	55.2	50	922.6	846.4	896.4
8/2/2016 17:00	35.9	33.2	914.4	838.4	871.6
8/2/2016 18:00	81.7	73.9	945	866.8	940.7
8/2/2016 19:00	214.1	193.3	928.8	850.5	1043.8
8/2/2016 20:00	426.8	382.7	942.8	864.3	1247
8/2/2016 21:00	206.5	185.8	917.6	841.7	1027.5
8/2/2016 22:00	143.7	128.5	942.3	864.7	993.2
8/2/2016 23:00	75.2	68.2	697.9	640.4	708.6
8/3/2016 0:00	24.5	22.3	766.8	702.3	724.6
8/3/2016 1:00	12.1	10	844.3	773.1	783.1
8/3/2016 2:00	21.1	19.1	642.1	588	607.1
8/3/2016 3:00	62	55.9	735.6	674.9	730.8
8/3/2016 4:00	111.4	100.7	850.1	779.7	880.4
8/3/2016 5:00	390	351	937	858.6	1209.6
8/3/2016 6:00	293.1	262.8	994.7	911.4	1174.2
8/3/2016 7:00	135.6	120.9	881	807.4	928.3
8/3/2016 8:00	112	101.6	887	813.1	914.7
8/3/2016 9:00	308.2	277.1	959.2	878.4	1155.5
8/3/2016 10:00	1309.3	1177.5	998.2	915.2	2092.7
8/3/2016 11:00	968.3	870	917.2	840.8	1710.8
8/3/2016 12:00	220	196.9	902.1	827.9	1024.8

	Unit 1 (Part 75 Data)	Unit 1 (Part 60 Data)	Unit 2 (Part 75 Data)	Unit 2 (Part 60 Data)	Units 1&2 Combined
	SO2_LbPerHr	SO2_P60_LbPerHr	SO2_LbPerHr	SO2_P60_LbPerHr	(Part 60 Data)
	1H	1H	1H	1H	
Time	Value	Value	Value	Value	
8/3/2016 13:00	203.1	182.7	942.9	864.5	1047.2
8/3/2016 14:00	286	257.7	991.9	909.1	1166.8
8/3/2016 15:00	130.7	117.8	913	836.9	954.7
8/3/2016 16:00	272.4	244.4	938.4	860.2	1104.6
8/3/2016 17:00	401.5	360.4	932.1	854.3	1214.7
8/3/2016 18:00	431.7	388	959.5	879.2	1267.2
8/3/2016 19:00	349.4	313.4	956.9	876.6	1190
8/3/2016 20:00	247.2	221.6	906.3	830.6	1052.2
8/3/2016 21:00	221.1	198.3	951.2	871.2	1069.5
8/3/2016 22:00	194.9	175.1	975	894.6	1069.7
8/3/2016 23:00	301.9	270.6	734.8	672.9	943.5
8/4/2016 0:00	236.6	212.6	769.8	705.4	918
8/4/2016 1:00	222	200.1	764.9	700.5	900.6
8/4/2016 2:00	144.7	130.2	595.1	545.2	675.4
8/4/2016 3:00	84	76.2	575.4	527.2	603.4
8/4/2016 4:00	121.8	109.7	556.5	510.5	620.2
8/4/2016 5:00	213.2	190.9	563.9	516.4	707.3
8/4/2016 6:00	185.6	167.6	681.3	624.8	792.4
8/4/2016 7:00	257	230.8	807.1	739.6	970.4
8/4/2016 8:00	274.4	247	1057.8	969.4	1216.4
8/4/2016 9:00	336.1	301.2	778.9	713.6	1014.8
8/4/2016 10:00	653.5	586.8	735.9	675.1	1261.9
8/4/2016 11:00	573.1	516	860.7	789.1	1305.1
8/4/2016 12:00	490.6	441.6	853.1	781.6	1223.2
8/4/2016 13:00	394.4	354	881.5	807.8	1161.8
8/4/2016 14:00	697.5	627.2	855.3	783.6	1410.8
8/4/2016 15:00	687.6	617.6	842.5	772.9	1390.5
8/4/2016 16:00	510.4	459.1	843	773.5	1232.6
8/4/2016 17:00	381.6	336.9	849.2	777.7	1114.6
8/4/2016 18:00	341.8	302.4	816.2	749.1	1051.5
8/4/2016 19:00	314.3	277.4	865.8	793.7	1071.1
8/4/2016 20:00	333.4	295.4	864.8	792.7	1088.1
8/4/2016 21:00	363.3	319.7	810.7	743.2	1062.9
8/4/2016 22:00	505.5	445.6	802.8	735.4	1181
8/4/2016 23:00	473	417.3	653.8	599.7	1017
8/5/2016 0:00	283.3	250.3	686.6	629.1	879.4
8/5/2016 1:00	247.9	219.5	593.5	544.4	763.9
8/5/2016 2:00	233.1	209.8	264.3	242.6	452.4
8/5/2016 3:00	231.5	208.8	240	219.3	428.1
8/5/2016 4:00	251.9	227	283	259.5	486.5
8/5/2016 5:00	349.9	313.8	424	387.9	701.7
8/5/2016 6:00	378.3	340.6	716.1	656.9	997.5
8/5/2016 7:00	363.7	327	809.5	742.8	1069.8
8/5/2016 8:00	458.3	411.6	693.9	635.6	1047.2
8/5/2016 9:00	355.5	319.1	777.5	712.4	1031.5
8/5/2016 10:00	385.7	346.9	965.1	884.5	1231.4
8/5/2016 11:00	493.6	444.3	875.2	803.2	1247.5
8/5/2016 12:00	632.5	568.9	805.2	737.4	1306.3
8/5/2016 13:00	668.8	600.7	853.5	781.7	1382.4
8/5/2016 14:00	609.1	547.8	814.3	747	1294.8
8/5/2016 15:00	546.7	491.1	813.4	746.2	1237.3
8/5/2016 16:00	552.6	496.5	1042.4	954.8	1451.3
8/5/2016 17:00	528.6	474.8	812.3	744.1	1218.9
8/5/2016 18:00	467	419.7	671.1	615.9	1035.6
8/5/2016 19:00	573	514.4	776.8	712.8	1227.2
8/5/2016 20:00	767	688.5	878.2	805.4	1493.9
8/5/2016 21:00	773.7	694.8	864.8	792.5	1487.3
8/5/2016 22:00	421.6	378.9	842.2	772.3	1151.2
8/5/2016 23:00	343.4	309.3	802.6	735.5	1044.8
8/6/2016 0:00	391.6	352.6	529.6	485.3	837.9
8/6/2016 1:00	351.1	315.5	649.2	595.6	911.1
8/6/2016 2:00	294.7	265.1	420.6	385	650.1
8/6/2016 3:00	332.7	299.2	341.5	313.8	613
8/6/2016 4:00	326.3	294	396.2	362.6	656.6
8/6/2016 5:00	327.7	294.6	535.6	490.7	785.3

	Unit 1 (Part 75 Data)	Unit 1 (Part 60 Data)	Unit 2 (Part 75 Data)	Unit 2 (Part 60 Data)	Units 1&2 Combined
	SO2_LbPerHr	SO2_P60_LbPerHr	SO2_LbPerHr	SO2_P60_LbPerHr	(Part 60 Data)
	1H	1H	1H	1H	
Time	Value	Value	Value	Value	
8/6/2016 6:00	313.5	282.5	419.9	385.6	668.1
8/6/2016 7:00	387.6	347.5	657.4	602.1	949.6
8/6/2016 8:00	318.6	286.9	654.3	599.6	886.5
8/6/2016 9:00	357.9	322.2	1060.3	971.6	1293.8
8/6/2016 10:00	396	355.9	957.4	876.7	1232.6
8/6/2016 11:00	384.9	345.1	953.1	872.8	1217.9
8/6/2016 12:00	345.1	309.5	1027.5	942.7	1252.2
8/6/2016 13:00	320.5	287.5	1005.8	921.1	1208.6
8/6/2016 14:00	352.5	317.3	935.2	857.2	1174.5
8/6/2016 15:00	382.2	343.1	872.8	799.3	1142.4
8/6/2016 16:00	397.1	357.6	886.5	813.3	1170.9
8/6/2016 17:00	373.1	336.1	961.7	882.1	1218.2
8/6/2016 18:00	347.3	312.3	1189.1	1089.9	1402.2
8/6/2016 19:00	353.6	318.4	1179.3	1081.7	1400.1
8/6/2016 20:00	377.6	340.2	740.3	679.3	1019.5
8/6/2016 21:00	404.6	363.1	807.9	740.1	1103.2
8/6/2016 22:00	402.7	361.8	655.8	600.8	962.6
8/6/2016 23:00	384	345.6	710	650.9	996.5
8/7/2016 0:00	366	328.3	770.9	706	1034.3
8/7/2016 1:00	251.2	226.2	583.7	535.2	761.4
8/7/2016 2:00	264.4	238.1	411	376.6	614.7
8/7/2016 3:00	213.2	191	333.6	305.8	496.8
8/7/2016 4:00	196.5	176.7	319.4	292.4	469.1
8/7/2016 5:00	200.8	180.9	317	290	470.9
8/7/2016 6:00	207	185.4	321.8	294.6	480
8/7/2016 7:00	271.6	243.9	436.8	401.1	645
8/7/2016 8:00	367.6	329.7	690.3	633.4	963.1
8/7/2016 9:00	304.7	273.5	966.8	885.5	1159
8/7/2016 10:00	382	343.1	1044.9	958.6	1301.7
8/7/2016 11:00	457.9	411.9	1009.3	925.6	1337.5
8/7/2016 12:00	385.3	347	962.6	883.1	1230.1
8/7/2016 13:00	337.3	303.3	919.1	842	1145.3
8/7/2016 14:00	547.3	492.2	1684.4	1544.7	2036.9
8/7/2016 15:00	2661	2391.6	5140.4	4712.2	7103.8
8/7/2016 16:00	4592	4126.3	0	0	4126.3
8/7/2016 17:00	0	0	0	0	0
8/7/2016 18:00	0	0	0	0	0
8/7/2016 19:00	0	0	0	0	0
8/7/2016 20:00	0	0	0	0	0
8/7/2016 21:00	0	0	0	0	0
8/7/2016 22:00	0	0	0	0	0
8/7/2016 23:00	0	0	0	0	0
8/8/2016 0:00	0	0	0	0	0
8/8/2016 1:00	0	0	0	0	0
8/8/2016 2:00	0	0	0	0	0
8/8/2016 3:00	0	0	0	0	0
8/8/2016 4:00	0	0	0	0	0
8/8/2016 5:00	0	0	0	0	0
8/8/2016 6:00	0	0	0	0	0
8/8/2016 7:00	0	0	0	0	0
8/8/2016 8:00	0	0	0	0	0
8/8/2016 9:00	0	0	0	0	0
8/8/2016 10:00	0	0	0	0	0
8/8/2016 11:00	0	0	0	0	0
8/8/2016 12:00	0	0	0	0	0
8/8/2016 13:00	0	0	0	0	0
8/8/2016 14:00	0	0	0	0	0
8/8/2016 15:00	0	0	0	0	0
8/8/2016 16:00	0	0	0	0	0
8/8/2016 17:00	0	0	0	0	0
8/8/2016 18:00	0	0	0	0	0
8/8/2016 19:00	0	0	0	0	0
8/8/2016 20:00	0	0	0	0	0
8/8/2016 21:00	0	0	0	0	0
8/8/2016 22:00	0	0	0	0	0

	Unit 1 (Part 75 Data)	Unit 1 (Part 60 Data)	Unit 2 (Part 75 Data)	Unit 2 (Part 60 Data)	Units 1&2 Combined
	SO2_LbPerHr	SO2_P60_LbPerHr	SO2_LbPerHr	SO2_P60_LbPerHr	(Part 60 Data)
	1H	1H	1H	1H	
Time	Value	Value	Value	Value	
8/8/2016 23:00	0	0	0	0	0
8/9/2016 0:00	0	0	0	0	0
8/9/2016 1:00	0	0	0	0	0
8/9/2016 2:00	0	0	0	0	0
8/9/2016 3:00	0	0	0	0	0
8/9/2016 4:00	0	0	0	0	0
8/9/2016 5:00	0	0	0	0	0
8/9/2016 6:00	0	0	0	0	0
8/9/2016 7:00	0	0	0	0	0
8/9/2016 8:00	0	0	0	0	0
8/9/2016 9:00	0	0	0	0	0
8/9/2016 10:00	2.6	2.5	0	0	2.5
8/9/2016 11:00	0	0	0	0	0
8/9/2016 12:00	10.3	9.4	0	0	9.4
8/9/2016 13:00	11.2	10.3	0	0	10.3
8/9/2016 14:00	6.9	6	0	0	6
8/9/2016 15:00	87.7	79.2	0	0	79.2
8/9/2016 16:00	46.1	41.3	0	0	41.3
8/9/2016 17:00	67.2	60.4	0	0	60.4
8/9/2016 18:00	234.9	210.8	0	0	210.8
8/9/2016 19:00	14	12.6	0	0	12.6
8/9/2016 20:00	24.5	21.4	0	0	21.4
8/9/2016 21:00	97.5	88.3	0	0	88.3
8/9/2016 22:00	166.2	149.5	0	0	149.5
8/9/2016 23:00	182.2	164.5	0	0	164.5
8/10/2016 0:00	137.6	124.3	0	0	124.3
8/10/2016 1:00	89.3	80.7	0	0	80.7
8/10/2016 2:00	128.9	116.1	0	0	116.1
8/10/2016 3:00	332.1	298.8	0	0	298.8
8/10/2016 4:00	277.4	248.5	0	0	248.5
8/10/2016 5:00	270.3	243.3	10.4	9.6	252.9
8/10/2016 6:00	299.5	269.7	5.7	4.8	274.5
8/10/2016 7:00	385	346.2	42.7	39.4	385.6
8/10/2016 8:00	678.1	608.4	53.7	49.5	657.9
8/10/2016 9:00	857.3	770	81.2	74.5	844.5
8/10/2016 10:00	827.1	742.6	49.3	45.1	787.7
8/10/2016 11:00	823.1	739	48.9	43.9	782.9
8/10/2016 12:00	829	744.8	161.8	145.8	890.6
8/10/2016 13:00	801.1	719.8	144.7	130.4	850.2
8/10/2016 14:00	854.1	767.8	189.5	170.4	938.2
8/10/2016 15:00	840	755.5	180.8	163.2	918.7
8/10/2016 16:00	816.4	734.4	577.6	520	1254.4
8/10/2016 17:00	806.9	726.1	660.1	593.9	1320
8/10/2016 18:00	666	597.6	171.7	155.3	752.9
8/10/2016 19:00	625.2	561.9	147.5	133.1	695
8/10/2016 20:00	605.7	544.8	127.5	115.3	660.1
8/10/2016 21:00	451.8	406.3	100.6	90.6	496.9
8/10/2016 22:00	468.4	420	99.7	89.7	509.7
8/10/2016 23:00	500	449.4	134.2	120.4	569.8
8/11/2016 0:00	321.9	289.3	186.8	167.6	456.9
8/11/2016 1:00	355.9	318.9	251.9	227.1	546
8/11/2016 2:00	372.5	334.3	331.4	298.9	633.2
8/11/2016 3:00	388.8	350.1	886.7	812.5	1162.6
8/11/2016 4:00	497.2	447.1	2597.7	2381.4	2828.5
8/11/2016 5:00	649.9	583.3	561.4	514.3	1097.6
8/11/2016 6:00	704.6	633.8	216.7	199.1	832.9
8/11/2016 7:00	712.5	641.3	592.7	544	1185.3
8/11/2016 8:00	609	547	981.9	900.7	1447.7
8/11/2016 9:00	729	644.5	815.6	747.8	1392.3
8/11/2016 10:00	713.3	629.1	785.4	719.5	1348.6
8/11/2016 11:00	671.8	593.6	850.4	780.1	1373.7
8/11/2016 12:00	558.5	492.8	503.8	462.5	955.3
8/11/2016 13:00	423.9	374.1	273.4	250	624.1
8/11/2016 14:00	351.9	310	99.5	90.8	400.8
8/11/2016 15:00	157.1	138.4	63.3	57.6	196

	Unit 1 (Part 75 Data)	Unit 1 (Part 60 Data)	Unit 2 (Part 75 Data)	Unit 2 (Part 60 Data)	Units 1&2 Combined
	SO2_LbPerHr	SO2_P60_LbPerHr	SO2_LbPerHr	SO2_P60_LbPerHr	(Part 60 Data)
	1H	1H	1H	1H	
Time	Value	Value	Value	Value	
8/11/2016 16:00	71.1	63.4	53.2	48.9	112.3
8/11/2016 17:00	79.1	70.9	67.7	62	132.9
8/11/2016 18:00	80.7	72.5	70.8	65	137.5
8/11/2016 19:00	90	80.2	74.2	68.4	148.6
8/11/2016 20:00	99.2	89.3	81.3	74	163.3
8/11/2016 21:00	110.3	98.9	72.7	66.9	165.8
8/11/2016 22:00	132	118.5	89.1	81.6	200.1
8/11/2016 23:00	229.2	206.5	179.7	164.1	370.6
8/12/2016 0:00	409.3	368	412.5	377.9	745.9
8/12/2016 1:00	560.8	503.1	586.4	538.5	1041.6
8/12/2016 2:00	468.4	420	384.7	352.8	772.8
8/12/2016 3:00	463.9	416.2	446.4	408.3	824.5
8/12/2016 4:00	666.9	598.8	703.7	644.9	1243.7
8/12/2016 5:00	954.5	857	635.8	583.7	1440.7
8/12/2016 6:00	791.6	711.2	551.3	505.9	1217.1
8/12/2016 7:00	756	680	653.7	599.6	1279.6
8/12/2016 8:00	695.2	625.7	878.2	804.3	1430
8/12/2016 9:00	634.5	569.5	1145.4	1049.4	1618.9
8/12/2016 10:00	600.4	539.8	1218.6	1116.3	1656.1
8/12/2016 11:00	604.3	542.5	563.3	515.9	1058.4
8/12/2016 12:00	340.7	307	175.9	161	468
8/12/2016 13:00	202.5	182.5	119.1	109.2	291.7
8/12/2016 14:00	174	155.9	213.5	195.3	351.2
8/12/2016 15:00	172.1	154.1	261.7	239.3	393.4
8/12/2016 16:00	172	154	239.6	219.9	373.9
8/12/2016 17:00	149.3	134.5	225.3	206.6	341.1
8/12/2016 18:00	127.8	114.7	150.9	138	252.7
8/12/2016 19:00	236.2	211.5	251.4	230.9	442.4
8/12/2016 20:00	265.2	237.8	437.3	401	638.8
8/12/2016 21:00	277.7	249.8	573.2	525.1	774.9
8/12/2016 22:00	354	317.3	443.8	407.3	724.6
8/12/2016 23:00	355.5	320	607.4	557.5	877.5
8/13/2016 0:00	670.7	602.4	1005.8	922.2	1524.6
8/13/2016 1:00	636.6	572.7	1028	941.8	1514.5
8/13/2016 2:00	625.2	561.6	930.1	852	1413.6
8/13/2016 3:00	565.6	508.7	680.3	624	1132.7
8/13/2016 4:00	597.3	536.2	680.1	623.4	1159.6
8/13/2016 5:00	619.4	556.3	740.6	679.8	1236.1
8/13/2016 6:00	586.1	527	891.9	817.4	1344.4
8/13/2016 7:00	566.1	509	1184.8	1086.8	1595.8
8/13/2016 8:00	561.2	504	1067.3	977.7	1481.7
8/13/2016 9:00	637.8	574	1080.5	991	1565
8/13/2016 10:00	614.6	552.9	1045.4	958.6	1511.5
8/13/2016 11:00	472.3	424.9	942.4	864.4	1289.3
8/13/2016 12:00	567.6	510.3	0	0	510.3
8/13/2016 13:00	564.1	506.6	0	0	506.6
8/13/2016 14:00	600.6	539	0	0	539
8/13/2016 15:00	573.4	516	0	0	516
8/13/2016 16:00	744	668.6	0	0	668.6
8/13/2016 17:00	712.5	640.1	0	0	640.1
8/13/2016 18:00	733.3	659.6	0	0	659.6
8/13/2016 19:00	829.6	744.6	0	0	744.6
8/13/2016 20:00	783.3	703	13.2	12.4	715.4
8/13/2016 21:00	733.9	658.8	16.6	15	673.8
8/13/2016 22:00	857.3	770.8	77.7	71	841.8
8/13/2016 23:00	897.2	807.2	60.4	55.3	862.5
8/14/2016 0:00	1004.7	903.2	117	107.4	1010.6
8/14/2016 1:00	895.1	804	430.6	395	1199
8/14/2016 2:00	793.6	714	495.5	454.8	1168.8
8/14/2016 3:00	768.5	690	300.7	275.4	965.4
8/14/2016 4:00	759.4	681.8	451.8	414.6	1096.4
8/14/2016 5:00	867.7	780.6	435.7	400.1	1180.7
8/14/2016 6:00	797.6	716.3	354.1	324.2	1040.5
8/14/2016 7:00	790.3	711.1	435.4	399.4	1110.5
8/14/2016 8:00	1234.5	1110.3	669.9	613.2	1723.5

	Unit 1 (Part 75 Data)	Unit 1 (Part 60 Data)	Unit 2 (Part 75 Data)	Unit 2 (Part 60 Data)	Units 1&2 Combined
	SO2_LbPerHr	SO2_P60_LbPerHr	SO2_LbPerHr	SO2_P60_LbPerHr	(Part 60 Data)
	1H	1H	1H	1H	
Time	Value	Value	Value	Value	
8/14/2016 9:00	987.6	886.4	1042.7	956.3	1842.7
8/14/2016 10:00	877.7	789.2	910.9	835.9	1625.1
8/14/2016 11:00	822.9	739.8	906.4	831.2	1571
8/14/2016 12:00	677.3	609.5	958.2	878	1487.5
8/14/2016 13:00	732.3	659	1037.5	950.5	1609.5
8/14/2016 14:00	798.4	718.1	938.2	860.4	1578.5
8/14/2016 15:00	774.7	697	887.5	812.7	1509.7
8/14/2016 16:00	765.8	688.4	958.6	879.4	1567.8
8/14/2016 17:00	784.1	704	989.8	906.4	1610.4
8/14/2016 18:00	767.3	689.5	946	867	1556.5
8/14/2016 19:00	791.6	710.9	1002	918.5	1629.4
8/14/2016 20:00	739.4	663.7	915	837.8	1501.5
8/14/2016 21:00	748.9	673.3	883.2	810.5	1483.8
8/14/2016 22:00	697.7	627.8	891.6	816.9	1444.7
8/14/2016 23:00	608.2	545.7	889	814.9	1360.6
8/15/2016 0:00	606.1	544.7	708	648.3	1193
8/15/2016 1:00	451.7	406.7	811.7	744	1150.7
8/15/2016 2:00	252.7	227.4	515.9	473.4	700.8
8/15/2016 3:00	382.3	343.9	415.4	380.5	724.4
8/15/2016 4:00	496	446.4	469.7	430.1	876.5
8/15/2016 5:00	673	603.9	893.4	818.6	1422.5
8/15/2016 6:00	634.2	570.8	1051.6	964.3	1535.1
8/15/2016 7:00	665.9	597.7	963.2	882.2	1479.9
8/15/2016 8:00	757.6	681.5	898.5	824.4	1505.9
8/15/2016 9:00	649	583	928.5	850.6	1433.6
8/15/2016 10:00	1867.5	1677.8	939	861.6	2539.4
8/15/2016 11:00	1854.4	1667.4	1018.7	934.6	2602
8/15/2016 12:00	1638	1470.9	939.5	861.6	2332.5
8/15/2016 13:00	1519.2	1364.2	812.5	745.2	2109.4
8/15/2016 14:00	1250.5	1123.3	846.2	776.3	1899.6
8/15/2016 15:00	1257.5	1130.5	867.9	795.6	1926.1
8/15/2016 16:00	1231.1	1106.9	915	838.5	1945.4
8/15/2016 17:00	1367.6	1229.8	915.4	838.7	2068.5
8/15/2016 18:00	1447.1	1299.4	925.9	849.5	2148.9
8/15/2016 19:00	1411.1	1267.1	955.3	875	2142.1
8/15/2016 20:00	1068.7	959.3	914.1	837.8	1797.1
8/15/2016 21:00	679.4	610.9	859.9	787.9	1398.8
8/15/2016 22:00	782.6	702.6	862	789.9	1492.5
8/15/2016 23:00	819.3	736.3	799.2	731.8	1468.1
8/16/2016 0:00	479.5	431.2	637.8	584.9	1016.1
8/16/2016 1:00	320.6	288.1	442.9	405.5	693.6
8/16/2016 2:00	246.4	221.9	141	129.5	351.4
8/16/2016 3:00	365.5	328	182.4	167.7	495.7
8/16/2016 4:00	461.2	415.2	181.1	165.9	581.1
8/16/2016 5:00	663.3	595.3	277.6	253.8	849.1
8/16/2016 6:00	906	813.3	492.3	451.7	1265
8/16/2016 7:00	1016.8	913.6	767.8	702.9	1616.5
8/16/2016 8:00	1099.6	989.1	759.4	696	1685.1
8/16/2016 9:00	1092.9	982.4	671.6	604	1586.4
8/16/2016 10:00	0	0	630.9	567.9	567.9
8/16/2016 11:00	0	0	664.3	598.8	598.8
8/16/2016 12:00	0	0	586	538.1	538.1
8/16/2016 13:00	0	0	552.7	506.8	506.8
8/16/2016 14:00	0	0	496.9	455.4	455.4
8/16/2016 15:00	0	0	436.1	399.1	399.1
8/16/2016 16:00	0	0	446.6	409.6	409.6
8/16/2016 17:00	0	0	630.4	578	578
8/16/2016 18:00	0	0	867.9	796.3	796.3
8/16/2016 19:00	0	0	872.1	800.3	800.3
8/16/2016 20:00	0	0	995.2	913	913
8/16/2016 21:00	0	0	1334.2	1223.7	1223.7
8/16/2016 22:00	0	0	744.8	681.8	681.8
8/16/2016 23:00	0	0	789.3	723.9	723.9
8/17/2016 0:00	0	0	862.3	791	791
8/17/2016 1:00	0	0	912.1	836.3	836.3

	Unit 1 (Part 75 Data)	Unit 1 (Part 60 Data)	Unit 2 (Part 75 Data)	Unit 2 (Part 60 Data)	Units 1&2 Combined
	SO2_LbPerHr	SO2_P60_LbPerHr	SO2_LbPerHr	SO2_P60_LbPerHr	(Part 60 Data)
	1H	1H	1H	1H	
Time	Value	Value	Value	Value	
8/17/2016 2:00	0	0	582	533.5	533.5
8/17/2016 3:00	0	0	452.9	415.7	415.7
8/17/2016 4:00	0	0	571.8	523.6	523.6
8/17/2016 5:00	0	0	579.6	530.5	530.5
8/17/2016 6:00	0	0	1201.3	1101	1101
8/17/2016 7:00	0	0	949.4	870.1	870.1
8/17/2016 8:00	0	0	877	804.6	804.6
8/17/2016 9:00	0	0	872.7	800.7	800.7
8/17/2016 10:00	0	0	855.4	783.6	783.6
8/17/2016 11:00	0	0	792.2	726.9	726.9
8/17/2016 12:00	0	0	702.7	643.6	643.6
8/17/2016 13:00	0	0	737.5	676.2	676.2
8/17/2016 14:00	0	0	814.7	747.4	747.4
8/17/2016 15:00	0	0	854.7	783.3	783.3
8/17/2016 16:00	0	0	864.6	792.7	792.7
8/17/2016 17:00	0	0	923.2	846.9	846.9
8/17/2016 18:00	0	0	872.5	800.1	800.1
8/17/2016 19:00	0	0	827.6	757.8	757.8
8/17/2016 20:00	0	0	769.7	706.3	706.3
8/17/2016 21:00	0	0	770.6	707.1	707.1
8/17/2016 22:00	0	0	773.9	710.3	710.3
8/17/2016 23:00	0	0	577.4	529	529
8/18/2016 0:00	0	0	436.4	399.5	399.5
8/18/2016 1:00	0	0	298.3	273.1	273.1
8/18/2016 2:00	0	0	175.3	161.4	161.4
8/18/2016 3:00	0	0	272.9	250.9	250.9
8/18/2016 4:00	0	0	496.4	454.2	454.2
8/18/2016 5:00	0	0	397.8	364.3	364.3
8/18/2016 6:00	0	0	578.7	529.6	529.6
8/18/2016 7:00	0	0	631	578.6	578.6
8/18/2016 8:00	0	0	543	498.1	498.1
8/18/2016 9:00	0	0	486.6	437.6	437.6
8/18/2016 10:00	0	0	512.7	462.1	462.1
8/18/2016 11:00	0	0	865.2	793.1	793.1
8/18/2016 12:00	0	0	767.3	703.7	703.7
8/18/2016 13:00	0	0	662.6	607.4	607.4
8/18/2016 14:00	0	0	576.4	527.5	527.5
8/18/2016 15:00	0	0	699.8	642.2	642.2
8/18/2016 16:00	0	0	717.2	657.8	657.8
8/18/2016 17:00	0	0	681.5	624.4	624.4
8/18/2016 18:00	0	0	844.2	773.5	773.5
8/18/2016 19:00	0	0	1036.4	950	950
8/18/2016 20:00	0	0	1138.6	1043.3	1043.3
8/18/2016 21:00	0	0	998	913.9	913.9
8/18/2016 22:00	0	0	887.2	812.4	812.4
8/18/2016 23:00	0	0	606.7	556.3	556.3
8/19/2016 0:00	0	0	536.6	491.7	491.7
8/19/2016 1:00	0	0	496.1	455.3	455.3
8/19/2016 2:00	0	0	472.8	432.6	432.6
8/19/2016 3:00	0	0	496.6	455.4	455.4
8/19/2016 4:00	0	0	640.4	587.5	587.5
8/19/2016 5:00	0	0	891	816.4	816.4
8/19/2016 6:00	0	0	961.1	881.3	881.3
8/19/2016 7:00	0	0	815	746.9	746.9
8/19/2016 8:00	0	0	852	781.6	781.6
8/19/2016 9:00	0	0	925.3	848.4	848.4
8/19/2016 10:00	0	0	1111.6	1019.2	1019.2
8/19/2016 11:00	0	0	1218	1116.7	1116.7
8/19/2016 12:00	0	0	1182.4	1083.3	1083.3
8/19/2016 13:00	0	0	1039	953	953
8/19/2016 14:00	0	0	980	898.7	898.7
8/19/2016 15:00	0	0	998.5	914.6	914.6
8/19/2016 16:00	0	0	1120.5	1027.5	1027.5
8/19/2016 17:00	0	0	1160.4	1063.3	1063.3
8/19/2016 18:00	0	0	1247.2	1143.5	1143.5

	Unit 1 (Part 75 Data)	Unit 1 (Part 60 Data)	Unit 2 (Part 75 Data)	Unit 2 (Part 60 Data)	Units 1&2 Combined
	SO2_LbPerHr	SO2_P60_LbPerHr	SO2_LbPerHr	SO2_P60_LbPerHr	(Part 60 Data)
	1H	1H	1H	1H	
Time	Value	Value	Value	Value	
8/19/2016 19:00	0	0	1093.7	1002.5	1002.5
8/19/2016 20:00	0	0	1000.3	917.2	917.2
8/19/2016 21:00	0	0	965.2	884.6	884.6
8/19/2016 22:00	0	0	786.2	721.1	721.1
8/19/2016 23:00	0	0	719.8	660.2	660.2
8/20/2016 0:00	0	0	667.4	611.7	611.7
8/20/2016 1:00	0	0	526.1	481.8	481.8
8/20/2016 2:00	0	0	507.9	466.2	466.2
8/20/2016 3:00	0	0	353.4	324.6	324.6
8/20/2016 4:00	0	0	383.1	350.9	350.9
8/20/2016 5:00	0	0	367.4	337	337
8/20/2016 6:00	0	0	408.4	374.5	374.5
8/20/2016 7:00	0	0	653.8	599.5	599.5
8/20/2016 8:00	0	0	780.1	715.6	715.6
8/20/2016 9:00	0	0	777.8	713.8	713.8
8/20/2016 10:00	0	0	638.4	585.6	585.6
8/20/2016 11:00	0	0	576.9	528.2	528.2
8/20/2016 12:00	0	0	529.8	485.9	485.9
8/20/2016 13:00	0	0	523.4	479.4	479.4
8/20/2016 14:00	0	0	523.8	479.8	479.8
8/20/2016 15:00	0	0	617.2	566.5	566.5
8/20/2016 16:00	0	0	716.4	656.5	656.5
8/20/2016 17:00	0	0	726.9	667.3	667.3
8/20/2016 18:00	0	0	728.7	668.9	668.9
8/20/2016 19:00	0	0	577.9	529.6	529.6
8/20/2016 20:00	0	0	496.9	455.3	455.3
8/20/2016 21:00	0	0	484.2	444.6	444.6
8/20/2016 22:00	0	0	464.7	425.6	425.6
8/20/2016 23:00	0	0	339	310.6	310.6
8/21/2016 0:00	0	0	367.5	337.7	337.7
8/21/2016 1:00	0	0	305.7	279.9	279.9
8/21/2016 2:00	0	0	195	178.6	178.6
8/21/2016 3:00	0	0	148.7	136.7	136.7
8/21/2016 4:00	0	0	133.5	121.9	121.9
8/21/2016 5:00	0	0	136.3	124.6	124.6
8/21/2016 6:00	0	0	120.9	110.6	110.6
8/21/2016 7:00	0	0	165.1	150.8	150.8
8/21/2016 8:00	0	0	292.2	268.1	268.1
8/21/2016 9:00	0	0	419.8	385.5	385.5
8/21/2016 10:00	0	0	621	570.2	570.2
8/21/2016 11:00	0	0	581.2	532.6	532.6
8/21/2016 12:00	0	0	515.3	473.3	473.3
8/21/2016 13:00	0	0	454	416.6	416.6
8/21/2016 14:00	0	0	422.1	387.1	387.1
8/21/2016 15:00	0	0	390.3	357.4	357.4
8/21/2016 16:00	0	0	401.8	369	369
8/21/2016 17:00	0	0	456.1	418.8	418.8
8/21/2016 18:00	0	0	484.6	443.7	443.7
8/21/2016 19:00	0	0	521.9	477.8	477.8
8/21/2016 20:00	0	0	528.3	484.4	484.4
8/21/2016 21:00	0	0	423.8	387.9	387.9
8/21/2016 22:00	0	0	274.7	251.1	251.1
8/21/2016 23:00	0	0	232.7	213.3	213.3
8/22/2016 0:00	0	0	299	273.6	273.6
8/22/2016 1:00	0	0	283.4	259.4	259.4
8/22/2016 2:00	0	0	252.8	232	232
8/22/2016 3:00	0	0	224.6	205.4	205.4
8/22/2016 4:00	0	0	204.7	187.1	187.1
8/22/2016 5:00	0	0	203	185.4	185.4
8/22/2016 6:00	0	0	246.7	225.9	225.9
8/22/2016 7:00	0	0	285.7	261.4	261.4
8/22/2016 8:00	0	0	621.3	570	570
8/22/2016 9:00	0	0	850.8	779.9	779.9
8/22/2016 10:00	0	0	524.3	481	481
8/22/2016 11:00	0	0	445.4	408.5	408.5

	Unit 1 (Part 75 Data)	Unit 1 (Part 60 Data)	Unit 2 (Part 75 Data)	Unit 2 (Part 60 Data)	Units 1&2 Combined
	SO2_LbPerHr	SO2_P60_LbPerHr	SO2_LbPerHr	SO2_P60_LbPerHr	(Part 60 Data)
	1H	1H	1H	1H	
Time	Value	Value	Value	Value	
8/22/2016 12:00	0	0	453.9	416.8	416.8
8/22/2016 13:00	0	0	423.8	388.9	388.9
8/22/2016 14:00	0	0	377.1	346.6	346.6
8/22/2016 15:00	0	0	341.4	313.2	313.2
8/22/2016 16:00	0	0	333.5	305.1	305.1
8/22/2016 17:00	0	0	334.7	306.2	306.2
8/22/2016 18:00	0	0	383.3	350.4	350.4
8/22/2016 19:00	0	0	395	362.2	362.2
8/22/2016 20:00	0	0	424.7	390	390
8/22/2016 21:00	0	0	534.7	489.3	489.3
8/22/2016 22:00	0	0	614.5	564.2	564.2
8/22/2016 23:00	0	0	869.7	797.4	797.4
8/23/2016 0:00	0	0	1105.2	1014	1014
8/23/2016 1:00	0	0	918.6	841.5	841.5
8/23/2016 2:00	0	0	770.8	706	706
8/23/2016 3:00	0	0	675	618.4	618.4
8/23/2016 4:00	0	0	388.6	356.2	356.2
8/23/2016 5:00	0	0	623.1	571.3	571.3
8/23/2016 6:00	0	0	1115.1	1022.2	1022.2
8/23/2016 7:00	1	0.9	952.5	872.4	873.3
8/23/2016 8:00	3.8	3.8	874.5	800.9	804.7
8/23/2016 9:00	12.3	11.3	803.7	736.6	747.9
8/23/2016 10:00	12.3	11.3	738	676.8	688.1
8/23/2016 11:00	18	16	668.2	613.2	629.2
8/23/2016 12:00	23.6	21.6	639.2	586.4	608
8/23/2016 13:00	28.3	25.3	649.1	594.3	619.6
8/23/2016 14:00	19.9	17.8	691.5	634.6	652.4
8/23/2016 15:00	53.3	48.2	834.9	764.8	813
8/23/2016 16:00	10.6	9.5	888.1	813.8	823.3
8/23/2016 17:00	0	0	860.6	788	788
8/23/2016 18:00	0	0	741.8	680	680
8/23/2016 19:00	33.5	30.7	647	593.8	624.5
8/23/2016 20:00	146.8	132	624.2	571.3	703.3
8/23/2016 21:00	237.9	213.9	493.4	451.7	665.6
8/23/2016 22:00	322.3	289.7	365.1	334.7	624.4
8/23/2016 23:00	450.3	404.9	419.7	384.5	789.4
8/24/2016 0:00	410.3	368.8	528.9	485.5	854.3
8/24/2016 1:00	224.7	202.5	275.5	253.1	455.6
8/24/2016 2:00	188	168.9	143.6	132	300.9
8/24/2016 3:00	209.4	188.7	190.4	174.5	363.2
8/24/2016 4:00	223.1	199.8	230.5	211	410.8
8/24/2016 5:00	272.3	245.1	386.6	354.2	599.3
8/24/2016 6:00	340.5	305.8	525.5	481.4	787.2
8/24/2016 7:00	253.6	228.4	422.9	386.9	615.3
8/24/2016 8:00	432.7	388.9	789.8	723.3	1112.2
8/24/2016 9:00	397.2	361.2	1134.1	1040.2	1401.4
8/24/2016 10:00	428.3	389.4	1038.6	951.7	1341.1
8/24/2016 11:00	462.1	419.1	859.9	788.7	1207.8
8/24/2016 12:00	484.6	439.5	823.6	754.1	1193.6
8/24/2016 13:00	586.9	527.3	857.4	785.5	1312.8
8/24/2016 14:00	651.1	585	887.6	813.2	1398.2
8/24/2016 15:00	732.4	657.7	951.8	873	1530.7
8/24/2016 16:00	705.4	633.3	1027	941.8	1575.1
8/24/2016 17:00	718.2	645.8	1074.8	985.2	1631
8/24/2016 18:00	744.7	669.8	941.6	863	1532.8
8/24/2016 19:00	648.4	582.1	642.3	589.6	1171.7
8/24/2016 20:00	581.3	523	555.4	509.3	1032.3
8/24/2016 21:00	568.1	510	754.4	692.5	1202.5
8/24/2016 22:00	567.2	509.6	931.9	854.6	1364.2
8/24/2016 23:00	612.2	549.7	796.7	730.7	1280.4
8/25/2016 0:00	596.3	536.5	723.4	662.9	1199.4
8/25/2016 1:00	433.8	389.3	371.1	340.7	730
8/25/2016 2:00	307.6	276	211.8	193.8	469.8
8/25/2016 3:00	324.2	291.7	277.4	254	545.7
8/25/2016 4:00	466.5	418.5	402.8	369.4	787.9

	Unit 1 (Part 75 Data)	Unit 1 (Part 60 Data)	Unit 2 (Part 75 Data)	Unit 2 (Part 60 Data)	Units 1&2 Combined
	SO2_LbPerHr	SO2_P60_LbPerHr	SO2_LbPerHr	SO2_P60_LbPerHr	(Part 60 Data)
	1H	1H	1H	1H	
Time	Value	Value	Value	Value	
8/25/2016 5:00	727.7	653.5	685.4	628.3	1281.8
8/25/2016 6:00	806.5	725.6	1108.6	1016.4	1742
8/25/2016 7:00	872.8	784.8	1454.6	1333.4	2118.2
8/25/2016 8:00	1037.8	932.7	1356	1242.5	2175.2
8/25/2016 9:00	996.8	905.9	1165.4	1068.3	1974.2
8/25/2016 10:00	965.9	877.4	1044.7	956.8	1834.2
8/25/2016 11:00	942.5	856	1052.2	965.2	1821.2
8/25/2016 12:00	611.2	548.9	933.1	855	1403.9
8/25/2016 13:00	720.9	648.2	1089.4	998.8	1647
8/25/2016 14:00	926.9	832.2	1384.1	1269.3	2101.5
8/25/2016 15:00	1079	968.8	1538.4	1410.8	2379.6
8/25/2016 16:00	1000.8	898.8	1436.4	1316	2214.8
8/25/2016 17:00	1003.7	901.2	1304.4	1195.6	2096.8
8/25/2016 18:00	948	851.5	1144.6	1049.9	1901.4
8/25/2016 19:00	988.7	888.7	1044	957.6	1846.3
8/25/2016 20:00	978.4	878.5	959.1	879	1757.5
8/25/2016 21:00	877.9	789.7	932.4	854.5	1644.2
8/25/2016 22:00	493.3	443.3	882.2	808.6	1251.9
8/25/2016 23:00	322.4	289.9	904.4	829.2	1119.1
8/26/2016 0:00	0	0	794.5	727.8	727.8
8/26/2016 1:00	0	0	716.1	655.6	655.6
8/26/2016 2:00	0	0	616.1	564.7	564.7
8/26/2016 3:00	0	0	571.9	524.8	524.8
8/26/2016 4:00	0	0	578.9	530.3	530.3
8/26/2016 5:00	0	0	875.6	801.9	801.9
8/26/2016 6:00	0	0	1018.2	934.1	934.1
8/26/2016 7:00	0	0	866.7	793.6	793.6
8/26/2016 8:00	0	0	771.1	707	707
8/26/2016 9:00	0	0	544.2	497.9	497.9
8/26/2016 10:00	0	0	512.3	470.3	470.3
8/26/2016 11:00	0	0	501.7	459.9	459.9
8/26/2016 12:00	0	0	549.8	503.4	503.4
8/26/2016 13:00	0	0	615.5	564.6	564.6
8/26/2016 14:00	0	0	641.6	588.3	588.3
8/26/2016 15:00	0	0	577.2	528.6	528.6
8/26/2016 16:00	0	0	569.4	522.8	522.8
8/26/2016 17:00	0	0	584.3	535.4	535.4
8/26/2016 18:00	0	0	583	534.1	534.1
8/26/2016 19:00	0	0	594.6	545.6	545.6
8/26/2016 20:00	0	0	614.2	562.8	562.8
8/26/2016 21:00	0	0	645.1	591.7	591.7
8/26/2016 22:00	0	0	278.4	254.4	254.4
8/26/2016 23:00	0	0	207.9	190.5	190.5
8/27/2016 0:00	0	0	305	280.1	280.1
8/27/2016 1:00	0	0	335	306.3	306.3
8/27/2016 2:00	0	0	390	357.8	357.8
8/27/2016 3:00	0	0	195.8	179	179
8/27/2016 4:00	0	0	151.9	139	139
8/27/2016 5:00	0	0	218.8	200.7	200.7
8/27/2016 6:00	0	0	188.8	173.5	173.5
8/27/2016 7:00	0	0	343.5	314.7	314.7
8/27/2016 8:00	0	0	410.5	377.1	377.1
8/27/2016 9:00	0	0	1127.5	1034.3	1034.3
8/27/2016 10:00	0	0	1385.3	1268.9	1268.9
8/27/2016 11:00	0	0	1399.8	1283.3	1283.3
8/27/2016 12:00	0	0	1437.3	1318	1318
8/27/2016 13:00	0	0	1405.5	1289	1289
8/27/2016 14:00	0	0	1385.5	1269.1	1269.1
8/27/2016 15:00	0	0	1318.4	1208.5	1208.5
8/27/2016 16:00	0	0	1323	1212.9	1212.9
8/27/2016 17:00	0	0	1398.3	1281.8	1281.8
8/27/2016 18:00	0	0	1426.9	1307.4	1307.4
8/27/2016 19:00	0	0	1287.5	1179.3	1179.3
8/27/2016 20:00	0	0	1177	1079.6	1079.6
8/27/2016 21:00	0	0	1133.4	1038.1	1038.1

	Unit 1 (Part 75 Data)	Unit 1 (Part 60 Data)	Unit 2 (Part 75 Data)	Unit 2 (Part 60 Data)	Units 1&2 Combined
	SO2_LbPerHr	SO2_P60_LbPerHr	SO2_LbPerHr	SO2_P60_LbPerHr	(Part 60 Data)
	1H	1H	1H	1H	
Time	Value	Value	Value	Value	
8/27/2016 22:00	0	0	884.5	810.8	810.8
8/27/2016 23:00	0	0	674.1	617.6	617.6
8/28/2016 0:00	0	0	364.8	334.1	334.1
8/28/2016 1:00	0	0	375.7	343.6	343.6
8/28/2016 2:00	0	0	270.7	248.8	248.8
8/28/2016 3:00	0	0	199.3	182.9	182.9
8/28/2016 4:00	0	0	207.5	190	190
8/28/2016 5:00	0	0	193.8	177.6	177.6
8/28/2016 6:00	0	0	113.5	104.7	104.7
8/28/2016 7:00	0	0	112.3	102.5	102.5
8/28/2016 8:00	0	0	485.1	445.3	445.3
8/28/2016 9:00	0	0	709.4	649.8	649.8
8/28/2016 10:00	0	0	860.1	789.3	789.3
8/28/2016 11:00	0	0	820.5	752.1	752.1
8/28/2016 12:00	0	0	785.6	719.4	719.4
8/28/2016 13:00	0	0	850.3	779.6	779.6
8/28/2016 14:00	0	0	972.1	890.4	890.4
8/28/2016 15:00	0	0	1126.2	1033.3	1033.3
8/28/2016 16:00	0	0	1183.2	1083.8	1083.8
8/28/2016 17:00	0	0	1152.1	1057	1057
8/28/2016 18:00	0	0	1110.6	1019	1019
8/28/2016 19:00	0	0	1046.7	960.1	960.1
8/28/2016 20:00	0	0	987.5	905.6	905.6
8/28/2016 21:00	0	0	1056.4	968	968
8/28/2016 22:00	0	0	1018.6	933.2	933.2
8/28/2016 23:00	0	0	491.7	450.6	450.6
8/29/2016 0:00	0	0	376.7	345.9	345.9
8/29/2016 1:00	0	0	316.6	290.6	290.6
8/29/2016 2:00	0	0	232.1	212.5	212.5
8/29/2016 3:00	0	0	259	237.9	237.9
8/29/2016 4:00	0	0	321.5	295.4	295.4
8/29/2016 5:00	0	0	657.4	602.9	602.9
8/29/2016 6:00	0	0	1029.1	943.8	943.8
8/29/2016 7:00	0	0	1292.2	1184.7	1184.7
8/29/2016 8:00	0	0	1351.4	1238.8	1238.8
8/29/2016 9:00	0	0	1420.6	1301.6	1301.6
8/29/2016 10:00	0	0	1478.1	1354.5	1354.5
8/29/2016 11:00	0	0	1573.6	1443	1443
8/29/2016 12:00	0	0	1610.2	1476.7	1476.7
8/29/2016 13:00	0	0	1582.4	1450.9	1450.9
8/29/2016 14:00	0	0	1583.3	1451.7	1451.7
8/29/2016 15:00	0	0	1607.7	1474.1	1474.1
8/29/2016 16:00	0	0	1777	1628.5	1628.5
8/29/2016 17:00	0	0	1968.7	1804.7	1804.7
8/29/2016 18:00	0	0	2129.2	1951	1951
8/29/2016 19:00	0	0	2268.3	2078.5	2078.5
8/29/2016 20:00	0	0	2304.1	2111.5	2111.5
8/29/2016 21:00	0	0	1291.8	1183.3	1183.3
8/29/2016 22:00	0	0	1092	1001	1001
8/29/2016 23:00	0	0	781.4	716.8	716.8
8/30/2016 0:00	0	0	573.4	526.4	526.4
8/30/2016 1:00	0	0	449.7	412.8	412.8
8/30/2016 2:00	0	0	220.3	201.4	201.4
8/30/2016 3:00	0	0	266.7	244.1	244.1
8/30/2016 4:00	0	0	346.4	317.8	317.8
8/30/2016 5:00	0	0	783	718.3	718.3
8/30/2016 6:00	0	0	1060.8	972.9	972.9
8/30/2016 7:00	0	0	1483.4	1359.6	1359.6
8/30/2016 8:00	0	0	0	0	0
8/30/2016 9:00	0	0	0	0	0
8/30/2016 10:00	0	0	0	0	0
8/30/2016 11:00	0	0	0	0	0
8/30/2016 12:00	0	0	0	0	0
8/30/2016 13:00	0	0	0	0	0
8/30/2016 14:00	0	0	0	0	0

	Unit 1 (Part 75 Data)	Unit 1 (Part 60 Data)	Unit 2 (Part 75 Data)	Unit 2 (Part 60 Data)	Units 1&2 Combined
	SO2_LbPerHr	SO2_P60_LbPerHr	SO2_LbPerHr	SO2_P60_LbPerHr	(Part 60 Data)
	1H	1H	1H	1H	
Time	Value	Value	Value	Value	
8/30/2016 15:00	0	0	0	0	0
8/30/2016 16:00	0	0	0	0	0
8/30/2016 17:00	0	0	0	0	0
8/30/2016 18:00	0	0	0	0	0
8/30/2016 19:00	0	0	0	0	0
8/30/2016 20:00	0	0	0	0	0
8/30/2016 21:00	0	0	0	0	0
8/30/2016 22:00	0	0	0	0	0
8/30/2016 23:00	0	0	0	0	0
8/31/2016 0:00	0	0	0	0	0
8/31/2016 1:00	0	0	0	0	0
8/31/2016 2:00	0	0	0	0	0
8/31/2016 3:00	0	0	0	0	0
8/31/2016 4:00	0	0	0	0	0
8/31/2016 5:00	0	0	0	0	0
8/31/2016 6:00	0	0	0	0	0
8/31/2016 7:00	0	0	0	0	0
8/31/2016 8:00	0	0	0	0	0
8/31/2016 9:00	0	0	0	0	0
8/31/2016 10:00	0	0	0	0	0
8/31/2016 11:00	0	0	0	0	0
8/31/2016 12:00	0	0	0	0	0
8/31/2016 13:00	0	0	0	0	0
8/31/2016 14:00	0	0	0	0	0
8/31/2016 15:00	0	0	0	0	0
8/31/2016 16:00	0	0	0	0	0
8/31/2016 17:00	0	0	0	0	0
8/31/2016 18:00	0	0	0	0	0
8/31/2016 19:00	0	0	0	0	0
8/31/2016 20:00	0	0	0	0	0
8/31/2016 21:00	0	0	0	0	0
8/31/2016 22:00	0	0	0	0	0
8/31/2016 23:00	0	0	0	0	0
9/1/2016 0:00	0	0	0	0	0
9/1/2016 1:00	0	0	0	0	0
9/1/2016 2:00	0	0	0	0	0
9/1/2016 3:00	0	0	0	0	0
9/1/2016 4:00	0	0	0	0	0
9/1/2016 5:00	0	0	0	0	0
9/1/2016 6:00	0	0	0	0	0
9/1/2016 7:00	21209.1	0	0	0	0
9/1/2016 8:00	0	0	0	0	0
9/1/2016 9:00	0	0	0	0	0
9/1/2016 10:00	0	0	0	0	0
9/1/2016 11:00	0	0	0	0	0
9/1/2016 12:00	0	0	0	0	0
9/1/2016 13:00	0	0	0	0	0
9/1/2016 14:00	0	0	0	0	0
9/1/2016 15:00	0	0	0	0	0
9/1/2016 16:00	0	0	0	0	0
9/1/2016 17:00	0	0	0	0	0
9/1/2016 18:00	0	0	0	0	0
9/1/2016 19:00	0	0	0	0	0
9/1/2016 20:00	0	0	0	0	0
9/1/2016 21:00	0	0	0	0	0
9/1/2016 22:00	0	0	0	0	0
9/1/2016 23:00	0	0	0	0	0
9/2/2016 0:00	0	0	0	0	0
9/2/2016 1:00	0	0	0	0	0
9/2/2016 2:00	0	0	0	0	0
9/2/2016 3:00	0	0	0	0	0
9/2/2016 4:00	0	0	0	0	0
9/2/2016 5:00	0	0	0	0	0
9/2/2016 6:00	0	0	0	0	0
9/2/2016 7:00	0	0	0	0	0

	Unit 1 (Part 75 Data)	Unit 1 (Part 60 Data)	Unit 2 (Part 75 Data)	Unit 2 (Part 60 Data)	Units 1&2 Combined
	SO2_LbPerHr	SO2_P60_LbPerHr	SO2_LbPerHr	SO2_P60_LbPerHr	(Part 60 Data)
	1H	1H	1H	1H	
Time	Value	Value	Value	Value	
9/2/2016 8:00	0	0	0	0	0
9/2/2016 9:00	0	0	0	0	0
9/2/2016 10:00	0	0	0	0	0
9/2/2016 11:00	0	0	0	0	0
9/2/2016 12:00	0	0	0	0	0
9/2/2016 13:00	0	0	0	0	0
9/2/2016 14:00	0	0	0	0	0
9/2/2016 15:00	0	0	0	0	0
9/2/2016 16:00	0	0	0	0	0
9/2/2016 17:00	0	0	0	0	0
9/2/2016 18:00	0	0	0	0	0
9/2/2016 19:00	0	0	0	0	0
9/2/2016 20:00	0	0	0	0	0
9/2/2016 21:00	0	0	0	0	0
9/2/2016 22:00	0	0	0	0	0
9/2/2016 23:00	0	0	0	0	0
9/3/2016 0:00	0	0	0	0	0
9/3/2016 1:00	0	0	0	0	0
9/3/2016 2:00	0	0	0	0	0
9/3/2016 3:00	0	0	0	0	0
9/3/2016 4:00	0	0	0	0	0
9/3/2016 5:00	0	0	0	0	0
9/3/2016 6:00	0	0	0	0	0
9/3/2016 7:00	0	0	0	0	0
9/3/2016 8:00	0	0	0	0	0
9/3/2016 9:00	0	0	0	0	0
9/3/2016 10:00	0	0	0	0	0
9/3/2016 11:00	0	0	0	0	0
9/3/2016 12:00	0	0	0	0	0
9/3/2016 13:00	0	0	0	0	0
9/3/2016 14:00	0	0	0	0	0
9/3/2016 15:00	0	0	0	0	0
9/3/2016 16:00	0	0	0	0	0
9/3/2016 17:00	0	0	0	0	0
9/3/2016 18:00	0	0	0	0	0
9/3/2016 19:00	0	0	0	0	0
9/3/2016 20:00	0	0	0	0	0
9/3/2016 21:00	0	0	0	0	0
9/3/2016 22:00	0	0	0	0	0
9/3/2016 23:00	0	0	0	0	0
9/4/2016 0:00	0	0	0	0	0
9/4/2016 1:00	0	0	0	0	0
9/4/2016 2:00	0	0	0	0	0
9/4/2016 3:00	0	0	0	0	0
9/4/2016 4:00	0	0	0	0	0
9/4/2016 5:00	0	0	0	0	0
9/4/2016 6:00	0	0	0	0	0
9/4/2016 7:00	0	0	0	0	0
9/4/2016 8:00	0	0	0	0	0
9/4/2016 9:00	0	0	0	0	0
9/4/2016 10:00	0	0	0	0	0
9/4/2016 11:00	0	0	0	0	0
9/4/2016 12:00	0	0	0	0	0
9/4/2016 13:00	0	0	0	0	0
9/4/2016 14:00	0	0	0	0	0
9/4/2016 15:00	0	0	0	0	0
9/4/2016 16:00	0	0	0	0	0
9/4/2016 17:00	0	0	0	0	0
9/4/2016 18:00	0	0	0	0	0
9/4/2016 19:00	0	0	0	0	0
9/4/2016 20:00	0	0	0	0	0
9/4/2016 21:00	0	0	0	0	0
9/4/2016 22:00	0	0	0	0	0
9/4/2016 23:00	0	0	0	0	0
9/5/2016 0:00	0	0	0	0	0

	Unit 1 (Part 75 Data)	Unit 1 (Part 60 Data)	Unit 2 (Part 75 Data)	Unit 2 (Part 60 Data)	Units 1&2 Combined
	SO2_LbPerHr	SO2_P60_LbPerHr	SO2_LbPerHr	SO2_P60_LbPerHr	(Part 60 Data)
	1H	1H	1H	1H	
Time	Value	Value	Value	Value	
9/5/2016 1:00	0	0	0	0	0
9/5/2016 2:00	103.6	0	0	0	0
9/5/2016 3:00	0	0	0	0	0
9/5/2016 4:00	0	0	0	0	0
9/5/2016 5:00	0	0	0	0	0
9/5/2016 6:00	0	0	0	0	0
9/5/2016 7:00	0	0	0	0	0
9/5/2016 8:00	0	0	0	0	0
9/5/2016 9:00	0	0	0	0	0
9/5/2016 10:00	0	0	0	0	0
9/5/2016 11:00	0	0	0	0	0
9/5/2016 12:00	0	0	0	0	0
9/5/2016 13:00	0	0	0	0	0
9/5/2016 14:00	0	0	0	0	0
9/5/2016 15:00	5.9	4.9	0	0	4.9
9/5/2016 16:00	67.5	61.1	0	0	61.1
9/5/2016 17:00	93.5	83.8	0	0	83.8
9/5/2016 18:00	106.1	95.1	0	0	95.1
9/5/2016 19:00	139.4	125	0	0	125
9/5/2016 20:00	183.9	164.9	0	0	164.9
9/5/2016 21:00	207.1	186.5	0	0	186.5
9/5/2016 22:00	467.5	419.4	0	0	419.4
9/5/2016 23:00	435.5	392	0	0	392
9/6/2016 0:00	287.8	258.8	0	0	258.8
9/6/2016 1:00	155.4	140.3	0	0	140.3
9/6/2016 2:00	199.1	179.3	0	0	179.3
9/6/2016 3:00	242.5	217.9	0	0	217.9
9/6/2016 4:00	211.2	189.7	0	0	189.7
9/6/2016 5:00	267.7	240.3	0	0	240.3
9/6/2016 6:00	284.7	255.4	0	0	255.4
9/6/2016 7:00	440	395.6	0	0	395.6
9/6/2016 8:00	633.1	568.8	0	0	568.8
9/6/2016 9:00	1007.6	905	0	0	905
9/6/2016 10:00	824.2	741.5	0	0	741.5
9/6/2016 11:00	926.9	832.8	0	0	832.8
9/6/2016 12:00	714.6	641.6	0	0	641.6
9/6/2016 13:00	696	625.7	0	0	625.7
9/6/2016 14:00	681.4	612.2	0	0	612.2
9/6/2016 15:00	769.6	691.4	0	0	691.4
9/6/2016 16:00	832.4	748.3	0	0	748.3
9/6/2016 17:00	1015.1	896.4	0	0	896.4
9/6/2016 18:00	891.2	787.6	0	0	787.6
9/6/2016 19:00	963.6	850	0	0	850
9/6/2016 20:00	879.2	775.8	0	0	775.8
9/6/2016 21:00	827.7	731	0	0	731
9/6/2016 22:00	776.3	685.9	0	0	685.9
9/6/2016 23:00	692.7	612.3	0	0	612.3
9/7/2016 0:00	467.8	412.6	0	0	412.6
9/7/2016 1:00	273.2	245.7	0	0	245.7
9/7/2016 2:00	216.6	195.2	0	0	195.2
9/7/2016 3:00	238.2	213.7	0	0	213.7
9/7/2016 4:00	297.3	266.5	0	0	266.5
9/7/2016 5:00	472.5	425.2	0	0	425.2
9/7/2016 6:00	794.4	714.6	0	0	714.6
9/7/2016 7:00	981.5	881.4	0	0	881.4
9/7/2016 8:00	1319	1186	0	0	1186
9/7/2016 9:00	1223.9	1099.5	0	0	1099.5
9/7/2016 10:00	1016.1	913.7	0	0	913.7
9/7/2016 11:00	916.3	823.5	0	0	823.5
9/7/2016 12:00	827	743.8	0	0	743.8
9/7/2016 13:00	935.8	840.3	0	0	840.3
9/7/2016 14:00	1187	1067.4	0	0	1067.4
9/7/2016 15:00	1417.2	1274.5	0	0	1274.5
9/7/2016 16:00	1284.6	1153.5	0	0	1153.5
9/7/2016 17:00	1231.9	1107.1	0	0	1107.1

	Unit 1 (Part 75 Data)	Unit 1 (Part 60 Data)	Unit 2 (Part 75 Data)	Unit 2 (Part 60 Data)	Units 1&2 Combined
	SO2_LbPerHr	SO2_P60_LbPerHr	SO2_LbPerHr	SO2_P60_LbPerHr	(Part 60 Data)
	1H	1H	1H	1H	
Time	Value	Value	Value	Value	
9/7/2016 18:00	1197.6	1075.8	0	0	1075.8
9/7/2016 19:00	1045.8	940.1	0	0	940.1
9/7/2016 20:00	1040.1	935.3	0	0	935.3
9/7/2016 21:00	1068.6	961.1	12.6	11.6	972.7
9/7/2016 22:00	1057.7	950.2	10.8	9.8	960
9/7/2016 23:00	1578.4	1417.6	13.8	12.8	1430.4
9/8/2016 0:00	1405.4	1263	24.8	22.8	1285.8
9/8/2016 1:00	1213.3	1070.6	26.9	24.9	1095.5
9/8/2016 2:00	1215.8	1073.5	31	28	1101.5
9/8/2016 3:00	1138.2	1004.9	32.1	29.1	1034
9/8/2016 4:00	1616.4	1427.5	60.3	55.3	1482.8
9/8/2016 5:00	1311.5	1157.2	118.4	108.2	1265.4
9/8/2016 6:00	937.9	828.8	185.3	169.9	998.7
9/8/2016 7:00	1032.2	912	275.6	252.6	1164.6
9/8/2016 8:00	770.2	679.3	452.3	414	1093.3
9/8/2016 9:00	802.1	707.7	171	157	864.7
9/8/2016 10:00	772.3	694	299.9	274.3	968.3
9/8/2016 11:00	654.9	588.7	194.9	178.4	767.1
9/8/2016 12:00	573.3	515.2	109.7	100.9	616.1
9/8/2016 13:00	563.5	506.6	138.9	126.6	633.2
9/8/2016 14:00	588	528.8	213.2	195.6	724.4
9/8/2016 15:00	657.4	590.9	167.6	152.9	743.8
9/8/2016 16:00	759.7	682.5	250.7	230.6	913.1
9/8/2016 17:00	716.3	643.2	233.1	213.3	856.5
9/8/2016 18:00	388.2	348.1	229.5	210	558.1
9/8/2016 19:00	580.5	520.8	161.4	147.8	668.6
9/8/2016 20:00	741	666.2	114	104.1	770.3
9/8/2016 21:00	664.1	597.8	134.8	122.7	720.5
9/8/2016 22:00	535.6	482.1	121.8	112.2	594.3
9/8/2016 23:00	426.3	382.8	108.1	98.6	481.4
9/9/2016 0:00	329.8	296.3	118.1	108.6	404.9
9/9/2016 1:00	410.7	369.8	128.3	117	486.8
9/9/2016 2:00	267.9	241.4	121.4	110.8	352.2
9/9/2016 3:00	328.4	295.8	166.2	152.1	447.9
9/9/2016 4:00	451.3	406	222.1	203.1	609.1
9/9/2016 5:00	696.4	626.3	332.6	304.9	931.2
9/9/2016 6:00	679.1	609.6	622.3	569.6	1179.2
9/9/2016 7:00	479.5	431.4	496.3	454.2	885.6
9/9/2016 8:00	600.4	540	407.6	374.5	914.5
9/9/2016 9:00	1154.5	1038	622.6	570.6	1608.6
9/9/2016 10:00	1015.7	912	731.4	670.2	1582.2
9/9/2016 11:00	809.4	728.3	749.4	687.9	1416.2
9/9/2016 12:00	705.3	633.6	751.9	690	1323.6
9/9/2016 13:00	623.3	560.4	694.6	637.1	1197.5
9/9/2016 14:00	734.8	661.2	650.2	595.1	1256.3
9/9/2016 15:00	918.4	824.8	616.6	566.2	1391
9/9/2016 16:00	896.6	805.3	585.5	537.3	1342.6
9/9/2016 17:00	817.9	734.1	588.3	538.9	1273
9/9/2016 18:00	737.2	663.4	513.8	470.3	1133.7
9/9/2016 19:00	717.4	645.3	506.4	463.4	1108.7
9/9/2016 20:00	716.8	643.2	678.6	621.5	1264.7
9/9/2016 21:00	804.8	723.1	672.2	615.7	1338.8
9/9/2016 22:00	928	833.8	640.4	586.2	1420
9/9/2016 23:00	711	638.1	340	312.2	950.3
9/10/2016 0:00	497.6	446.9	141.5	130.1	577
9/10/2016 1:00	378.1	339.3	139.4	128.3	467.6
9/10/2016 2:00	385.2	345.4	155.7	143	488.4
9/10/2016 3:00	436.1	392.3	223.8	205.8	598.1
9/10/2016 4:00	432	388.1	285.2	261.9	650
9/10/2016 5:00	513.1	461.9	350	320.1	782
9/10/2016 6:00	447.3	402.1	286	261.8	663.9
9/10/2016 7:00	556.2	500.1	274.8	251.6	751.7
9/10/2016 8:00	1023.8	920	344.9	316.2	1236.2
9/10/2016 9:00	989.9	889.4	575.2	527.8	1417.2
9/10/2016 10:00	1099	986.8	1146.1	1049.7	2036.5

	Unit 1 (Part 75 Data)	Unit 1 (Part 60 Data)	Unit 2 (Part 75 Data)	Unit 2 (Part 60 Data)	Units 1&2 Combined
	SO2_LbPerHr	SO2_P60_LbPerHr	SO2_LbPerHr	SO2_P60_LbPerHr	(Part 60 Data)
	1H	1H	1H	1H	
Time	Value	Value	Value	Value	
9/10/2016 11:00	990.8	890.2	673.2	617.8	1508
9/10/2016 12:00	984.7	884.1	442.3	405.5	1289.6
9/10/2016 13:00	1221.4	1097.2	375.2	344.6	1441.8
9/10/2016 14:00	898	807.7	319.4	292.8	1100.5
9/10/2016 15:00	996.6	895.9	308.4	281.8	1177.7
9/10/2016 16:00	1019.5	915.9	495.2	454.3	1370.2
9/10/2016 17:00	989.5	889.7	971	889.4	1779.1
9/10/2016 18:00	990.1	889.7	806.2	738.7	1628.4
9/10/2016 19:00	1028.8	924.9	513.9	471.1	1396
9/10/2016 20:00	1036	931.7	379.4	347	1278.7
9/10/2016 21:00	942.3	846.3	331.5	303.1	1149.4
9/10/2016 22:00	854.5	767.4	281	257.3	1024.7
9/10/2016 23:00	850.7	764.9	193.3	176.9	941.8
9/11/2016 0:00	841.5	756.2	167.3	153.9	910.1
9/11/2016 1:00	812.7	730.4	0	0	730.4
9/11/2016 2:00	758.5	680.8	0	0	680.8
9/11/2016 3:00	772.3	693.7	0	0	693.7
9/11/2016 4:00	697.5	626.1	0	0	626.1
9/11/2016 5:00	586.9	527.2	0	0	527.2
9/11/2016 6:00	230.4	206.9	0	0	206.9
9/11/2016 7:00	354.2	317.7	0	0	317.7
9/11/2016 8:00	598.3	536.9	0	0	536.9
9/11/2016 9:00	594.8	535.2	0	0	535.2
9/11/2016 10:00	710.9	639.1	0	0	639.1
9/11/2016 11:00	819.2	736	0	0	736
9/11/2016 12:00	815.6	733.8	0	0	733.8
9/11/2016 13:00	819.5	736.1	0	0	736.1
9/11/2016 14:00	859.3	772.2	0	0	772.2
9/11/2016 15:00	925.9	831.9	0	0	831.9
9/11/2016 16:00	969.2	870.3	0	0	870.3
9/11/2016 17:00	1001.4	899.9	0	0	899.9
9/11/2016 18:00	997.7	895.8	0	0	895.8
9/11/2016 19:00	808	725.6	0	0	725.6
9/11/2016 20:00	914	820.5	0	0	820.5
9/11/2016 21:00	632.1	567.5	0	0	567.5
9/11/2016 22:00	558.8	501.7	0	0	501.7
9/11/2016 23:00	386.8	347.3	0	0	347.3
9/12/2016 0:00	248.5	223.5	0	0	223.5
9/12/2016 1:00	245.8	221	0	0	221
9/12/2016 2:00	229.5	206.3	0	0	206.3
9/12/2016 3:00	232.1	208.9	0	0	208.9
9/12/2016 4:00	216.4	194.9	0	0	194.9
9/12/2016 5:00	319.9	287.6	0	0	287.6
9/12/2016 6:00	338.2	303.5	0	0	303.5
9/12/2016 7:00	290.8	261.2	0	0	261.2
9/12/2016 8:00	468	419.9	0	0	419.9
9/12/2016 9:00	897.8	806.3	0	0	806.3
9/12/2016 10:00	819.5	735.5	0	0	735.5
9/12/2016 11:00	818.4	735.4	0	0	735.4
9/12/2016 12:00	1133.2	1019.2	0	0	1019.2
9/12/2016 13:00	1068.5	959.5	0	0	959.5
9/12/2016 14:00	1053.9	947.7	0	0	947.7
9/12/2016 15:00	1043.8	937.8	0	0	937.8
9/12/2016 16:00	1058.9	950.6	0	0	950.6
9/12/2016 17:00	1055.5	948.9	0	0	948.9
9/12/2016 18:00	1034.4	930.3	0	0	930.3
9/12/2016 19:00	1046.4	940.6	0	0	940.6
9/12/2016 20:00	1021.9	919	0	0	919
9/12/2016 21:00	958	860.3	0	0	860.3
9/12/2016 22:00	814.5	732.4	0	0	732.4
9/12/2016 23:00	714.8	642	0	0	642
9/13/2016 0:00	315.7	283.6	0	0	283.6
9/13/2016 1:00	228.3	205.7	0	0	205.7
9/13/2016 2:00	238.1	213.9	0	0	213.9
9/13/2016 3:00	237.6	213.5	0	0	213.5

	Unit 1 (Part 75 Data)	Unit 1 (Part 60 Data)	Unit 2 (Part 75 Data)	Unit 2 (Part 60 Data)	Units 1&2 Combined
	SO2_LbPerHr	SO2_P60_LbPerHr	SO2_LbPerHr	SO2_P60_LbPerHr	(Part 60 Data)
	1H	1H	1H	1H	
Time	Value	Value	Value	Value	
9/13/2016 4:00	236.4	212.1	0	0	212.1
9/13/2016 5:00	358	322.3	0	0	322.3
9/13/2016 6:00	356.3	319.9	0	0	319.9
9/13/2016 7:00	357.6	321.2	0	0	321.2
9/13/2016 8:00	353.8	317.2	0	0	317.2
9/13/2016 9:00	715.9	643.4	0	0	643.4
9/13/2016 10:00	742.9	667.6	0	0	667.6
9/13/2016 11:00	873.2	784.5	0	0	784.5
9/13/2016 12:00	1137.3	1022.9	0	0	1022.9
9/13/2016 13:00	860.8	773.6	0	0	773.6
9/13/2016 14:00	864.6	777.2	0	0	777.2
9/13/2016 15:00	953	855.6	0	0	855.6
9/13/2016 16:00	778.1	698.8	0	0	698.8
9/13/2016 17:00	1254.3	1107.2	0	0	1107.2
9/13/2016 18:00	1396	1233.3	0	0	1233.3
9/13/2016 19:00	1474.9	1301.3	0	0	1301.3
9/13/2016 20:00	1118	987.1	0	0	987.1
9/13/2016 21:00	824.2	727.6	0	0	727.6
9/13/2016 22:00	759.5	669.6	0	0	669.6
9/13/2016 23:00	445.9	394	0	0	394
9/14/2016 0:00	298.4	263.3	0	0	263.3
9/14/2016 1:00	315.6	278.2	0	0	278.2
9/14/2016 2:00	223.8	201	0	0	201
9/14/2016 3:00	243.2	218.8	0	0	218.8
9/14/2016 4:00	337.7	304.1	0	0	304.1
9/14/2016 5:00	421	377.6	0	0	377.6
9/14/2016 6:00	638.7	574.6	0	0	574.6
9/14/2016 7:00	636.5	572.1	0	0	572.1
9/14/2016 8:00	641.7	576.7	0	0	576.7
9/14/2016 9:00	946.2	849.9	0	0	849.9
9/14/2016 10:00	911.4	818.9	0	0	818.9
9/14/2016 11:00	934.6	840.6	0	0	840.6
9/14/2016 12:00	1397.6	1255.6	0	0	1255.6
9/14/2016 13:00	960.5	863.7	0	0	863.7
9/14/2016 14:00	860.9	773.6	0	0	773.6
9/14/2016 15:00	1082.5	971.8	0	0	971.8
9/14/2016 16:00	1431.5	1286.8	0	0	1286.8
9/14/2016 17:00	1369.2	1207.9	0	0	1207.9
9/14/2016 18:00	818	722.5	0	0	722.5
9/14/2016 19:00	1040.3	918.1	0	0	918.1
9/14/2016 20:00	978.9	864.6	0	0	864.6
9/14/2016 21:00	787.6	694.5	0	0	694.5
9/14/2016 22:00	530.4	468.1	0	0	468.1
9/14/2016 23:00	168.3	148.5	0	0	148.5
9/15/2016 0:00	311.9	275	0	0	275
9/15/2016 1:00	266.8	235.7	0	0	235.7
9/15/2016 2:00	287.6	259.1	0	0	259.1
9/15/2016 3:00	271	242.9	0	0	242.9
9/15/2016 4:00	248.9	224	0	0	224
9/15/2016 5:00	349	313.7	0	0	313.7
9/15/2016 6:00	522.5	470.1	0	0	470.1
9/15/2016 7:00	199.7	179.1	0	0	179.1
9/15/2016 8:00	439.6	394.8	0	0	394.8
9/15/2016 9:00	434.9	391.1	0	0	391.1
9/15/2016 10:00	212.4	190.6	0	0	190.6
9/15/2016 11:00	437.6	392.7	0	0	392.7
9/15/2016 12:00	381.3	343.3	0	0	343.3
9/15/2016 13:00	383.9	345.6	0	0	345.6
9/15/2016 14:00	697.1	626.7	0	0	626.7
9/15/2016 15:00	1190.7	1069.4	0	0	1069.4
9/15/2016 16:00	1154.9	1037.3	0	0	1037.3
9/15/2016 17:00	664.4	586.4	0	0	586.4
9/15/2016 18:00	1841.4	0	0	0	0
9/15/2016 19:00	1333.1	0	0	0	0
9/15/2016 20:00	755.6	0	0	0	0

	Unit 1 (Part 75 Data)	Unit 1 (Part 60 Data)	Unit 2 (Part 75 Data)	Unit 2 (Part 60 Data)	Units 1&2 Combined
	SO2_LbPerHr	SO2_P60_LbPerHr	SO2_LbPerHr	SO2_P60_LbPerHr	(Part 60 Data)
	1H	1H	1H	1H	
Time	Value	Value	Value	Value	
9/15/2016 21:00	747.6	0	0	0	0
9/15/2016 22:00	851.6	0	0	0	0
9/15/2016 23:00	363	0	0	0	0
9/16/2016 0:00	371.9	0	0	0	0
9/16/2016 1:00	346.9	0	0	0	0
9/16/2016 2:00	319.5	286.8	0	0	286.8
9/16/2016 3:00	306.8	275.7	0	0	275.7
9/16/2016 4:00	314.5	282.6	0	0	282.6
9/16/2016 5:00	493.7	442.9	0	0	442.9
9/16/2016 6:00	571.1	512.9	0	0	512.9
9/16/2016 7:00	618.6	555.2	0	0	555.2
9/16/2016 8:00	608.2	546.4	0	0	546.4
9/16/2016 9:00	859.8	772.9	0	0	772.9
9/16/2016 10:00	1049.1	943.3	0	0	943.3
9/16/2016 11:00	1094.3	983.4	0	0	983.4
9/16/2016 12:00	800.3	718.5	0	0	718.5
9/16/2016 13:00	1025.7	921.9	0	0	921.9
9/16/2016 14:00	887.8	797.9	0	0	797.9
9/16/2016 15:00	1100.8	990	0	0	990
9/16/2016 16:00	1046.7	940.5	0	0	940.5
9/16/2016 17:00	1206	1084.1	0	0	1084.1
9/16/2016 18:00	1266.9	1139.3	0	0	1139.3
9/16/2016 19:00	1143.3	1028.1	0	0	1028.1
9/16/2016 20:00	890.2	800.3	0	0	800.3
9/16/2016 21:00	1011.3	908.5	0	0	908.5
9/16/2016 22:00	634.1	570.7	0	0	570.7
9/16/2016 23:00	444.9	400.1	0	0	400.1
9/17/2016 0:00	418	375	0	0	375
9/17/2016 1:00	503.1	451.4	0	0	451.4
9/17/2016 2:00	530.8	477.4	0	0	477.4
9/17/2016 3:00	372.8	335.2	0	0	335.2
9/17/2016 4:00	425.7	382.8	0	0	382.8
9/17/2016 5:00	567.5	510.1	0	0	510.1
9/17/2016 6:00	489.4	440	0	0	440
9/17/2016 7:00	546.4	491.1	0	0	491.1
9/17/2016 8:00	631	567.7	0	0	567.7
9/17/2016 9:00	818.7	735.8	0	0	735.8
9/17/2016 10:00	927.6	834.2	0	0	834.2
9/17/2016 11:00	700.8	629.7	0	0	629.7
9/17/2016 12:00	791	710.5	0	0	710.5
9/17/2016 13:00	827.3	743.9	0	0	743.9
9/17/2016 14:00	828.2	744	0	0	744
9/17/2016 15:00	734.1	660.1	0	0	660.1
9/17/2016 16:00	766.8	689.6	0	0	689.6
9/17/2016 17:00	844.1	758.4	0	0	758.4
9/17/2016 18:00	902.8	811.2	0	0	811.2
9/17/2016 19:00	838.4	752.4	0	0	752.4
9/17/2016 20:00	982.4	882.7	0	0	882.7
9/17/2016 21:00	745.6	669	0	0	669
9/17/2016 22:00	812	729.6	0	0	729.6
9/17/2016 23:00	610.7	549	0	0	549
9/18/2016 0:00	407.5	367	0	0	367
9/18/2016 1:00	258.5	231.9	0	0	231.9
9/18/2016 2:00	257.8	231.4	0	0	231.4
9/18/2016 3:00	260.9	234.5	0	0	234.5
9/18/2016 4:00	241.2	216.6	0	0	216.6
9/18/2016 5:00	240	215.5	0	0	215.5
9/18/2016 6:00	251.5	226.7	0	0	226.7
9/18/2016 7:00	574.4	516.6	0	0	516.6
9/18/2016 8:00	610.2	549	0	0	549
9/18/2016 9:00	912.8	820.7	0	0	820.7
9/18/2016 10:00	784.1	704.6	0	0	704.6
9/18/2016 11:00	848.4	761.5	0	0	761.5
9/18/2016 12:00	833.9	750.3	0	0	750.3
9/18/2016 13:00	838.7	752.7	0	0	752.7

	Unit 1 (Part 75 Data)	Unit 1 (Part 60 Data)	Unit 2 (Part 75 Data)	Unit 2 (Part 60 Data)	Units 1&2 Combined
	SO2_LbPerHr	SO2_P60_LbPerHr	SO2_LbPerHr	SO2_P60_LbPerHr	(Part 60 Data)
	1H	1H	1H	1H	
Time	Value	Value	Value	Value	
9/18/2016 14:00	817.9	735	0	0	735
9/18/2016 15:00	852.7	767	0	0	767
9/18/2016 16:00	826.3	742.5	0	0	742.5
9/18/2016 17:00	848.2	761.7	0	0	761.7
9/18/2016 18:00	960.6	864	0	0	864
9/18/2016 19:00	0	0	0	0	0
9/18/2016 20:00	0	0	0	0	0
9/18/2016 21:00	0	0	0	0	0
9/18/2016 22:00	0	0	0	0	0
9/18/2016 23:00	0	0	0	0	0
9/19/2016 0:00	0	0	0	0	0
9/19/2016 1:00	0	0	0	0	0
9/19/2016 2:00	0	0	0	0	0
9/19/2016 3:00	0	0	0	0	0
9/19/2016 4:00	0	0	0	0	0
9/19/2016 5:00	0	0	0	0	0
9/19/2016 6:00	0	0	0	0	0
9/19/2016 7:00	0	0	0	0	0
9/19/2016 8:00	0	0	0	0	0
9/19/2016 9:00	0	0	0	0	0
9/19/2016 10:00	0.9	0.9	0	0	0.9
9/19/2016 11:00	0	0	0	0	0
9/19/2016 12:00	0	0	0	0	0
9/19/2016 13:00	0	0	0	0	0
9/19/2016 14:00	0	0	0	0	0
9/19/2016 15:00	0	0	0	0	0
9/19/2016 16:00	9	8	0	0	8
9/19/2016 17:00	32.5	29.6	0	0	29.6
9/19/2016 18:00	95.8	86	0	0	86
9/19/2016 19:00	60.7	54.7	0	0	54.7
9/19/2016 20:00	253.6	227.9	0	0	227.9
9/19/2016 21:00	314.5	282.6	0	0	282.6
9/19/2016 22:00	841.5	757.1	0	0	757.1
9/19/2016 23:00	726.4	652.1	0	0	652.1
9/20/2016 0:00	456	409.3	0	0	409.3
9/20/2016 1:00	372.7	334.5	0	0	334.5
9/20/2016 2:00	302.7	272.7	0	0	272.7
9/20/2016 3:00	369.3	331.8	0	0	331.8
9/20/2016 4:00	571.2	512.6	0	0	512.6
9/20/2016 5:00	899.8	808.4	0	0	808.4
9/20/2016 6:00	763.7	686.4	0	0	686.4
9/20/2016 7:00	796.1	715.8	0	0	715.8
9/20/2016 8:00	812.8	730.3	0	0	730.3
9/20/2016 9:00	817	733.9	0	0	733.9
9/20/2016 10:00	815.5	731.9	0	0	731.9
9/20/2016 11:00	826.2	743.5	0	0	743.5
9/20/2016 12:00	814.2	731.6	0	0	731.6
9/20/2016 13:00	789.2	709	0	0	709
9/20/2016 14:00	794.8	714.5	0	0	714.5
9/20/2016 15:00	787.4	706.5	0	0	706.5
9/20/2016 16:00	690.4	620.1	0	0	620.1
9/20/2016 17:00	757	679.4	0	0	679.4
9/20/2016 18:00	674.9	606.8	0	0	606.8
9/20/2016 19:00	666.7	598.6	0	0	598.6
9/20/2016 20:00	732.2	658.7	0	0	658.7
9/20/2016 21:00	677.2	608.2	0	0	608.2
9/20/2016 22:00	675.4	606.9	0	0	606.9
9/20/2016 23:00	600.5	539.2	0	0	539.2
9/21/2016 0:00	344.1	308.6	0	0	308.6
9/21/2016 1:00	418.2	375.3	0	0	375.3
9/21/2016 2:00	325.2	291.8	0	0	291.8
9/21/2016 3:00	306.6	274.9	0	0	274.9
9/21/2016 4:00	477.4	429.4	0	0	429.4
9/21/2016 5:00	677.4	608.4	0	0	608.4
9/21/2016 6:00	681.8	613.4	0	0	613.4

	Unit 1 (Part 75 Data)	Unit 1 (Part 60 Data)	Unit 2 (Part 75 Data)	Unit 2 (Part 60 Data)	Units 1&2 Combined
	SO2_LbPerHr	SO2_P60_LbPerHr	SO2_LbPerHr	SO2_P60_LbPerHr	(Part 60 Data)
	1H	1H	1H	1H	
Time	Value	Value	Value	Value	
9/21/2016 7:00	808.3	725.5	0	0	725.5
9/21/2016 8:00	750.4	674.2	0	0	674.2
9/21/2016 9:00	882.3	792.4	0	0	792.4
9/21/2016 10:00	844.1	759	0	0	759
9/21/2016 11:00	825.8	742.4	0	0	742.4
9/21/2016 12:00	950.6	853.3	0	0	853.3
9/21/2016 13:00	855.2	768.6	0	0	768.6
9/21/2016 14:00	859.3	771.3	0	0	771.3
9/21/2016 15:00	892.6	801.3	0	0	801.3
9/21/2016 16:00	849.9	763.3	0	0	763.3
9/21/2016 17:00	872.6	783.9	0	0	783.9
9/21/2016 18:00	870.5	782.5	0	0	782.5
9/21/2016 19:00	860	772.1	0	0	772.1
9/21/2016 20:00	876.6	787.7	0	0	787.7
9/21/2016 21:00	768	689.4	0	0	689.4
9/21/2016 22:00	827.6	744.5	0	0	744.5
9/21/2016 23:00	682.2	612.7	0	0	612.7
9/22/2016 0:00	568.7	511.6	0	0	511.6
9/22/2016 1:00	504.9	453.5	0	0	453.5
9/22/2016 2:00	451.6	406.5	0	0	406.5
9/22/2016 3:00	480.8	431.9	0	0	431.9
9/22/2016 4:00	626.6	562.6	0	0	562.6
9/22/2016 5:00	1087.3	976.9	0	0	976.9
9/22/2016 6:00	896	805.7	0	0	805.7
9/22/2016 7:00	865	777.1	0	0	777.1
9/22/2016 8:00	872.7	784.6	0	0	784.6
9/22/2016 9:00	805.2	723.9	0	0	723.9
9/22/2016 10:00	787.9	707.3	0	0	707.3
9/22/2016 11:00	841	756.3	0	0	756.3
9/22/2016 12:00	838.2	752.8	0	0	752.8
9/22/2016 13:00	797.3	717.2	0	0	717.2
9/22/2016 14:00	799.5	718.2	0	0	718.2
9/22/2016 15:00	849.4	763.2	0	0	763.2
9/22/2016 16:00	807	725.3	0	0	725.3
9/22/2016 17:00	892.9	788.3	0	0	788.3
9/22/2016 18:00	827.5	730.9	0	0	730.9
9/22/2016 19:00	855.6	756	0	0	756
9/22/2016 20:00	842.1	744.1	0	0	744.1
9/22/2016 21:00	901.2	794.6	0	0	794.6
9/22/2016 22:00	714.4	630.4	0	0	630.4
9/22/2016 23:00	585.9	516.8	0	0	516.8
9/23/2016 0:00	394.1	348.6	0	0	348.6
9/23/2016 1:00	308.6	273	0	0	273
9/23/2016 2:00	272.2	243.9	0	0	243.9
9/23/2016 3:00	269.2	242.6	0	0	242.6
9/23/2016 4:00	307.1	275.6	0	0	275.6
9/23/2016 5:00	485.9	437.4	0	0	437.4
9/23/2016 6:00	716.3	643.4	0	0	643.4
9/23/2016 7:00	804.4	723.2	0	0	723.2
9/23/2016 8:00	959	862	0	0	862
9/23/2016 9:00	833.6	748.9	0	0	748.9
9/23/2016 10:00	868.2	779.3	0	0	779.3
9/23/2016 11:00	741.5	665.8	0	0	665.8
9/23/2016 12:00	888.9	799.7	0	0	799.7
9/23/2016 13:00	759.9	682.8	0	0	682.8
9/23/2016 14:00	841.6	756.4	0	0	756.4
9/23/2016 15:00	842.6	756.8	0	0	756.8
9/23/2016 16:00	843.3	757.7	0	0	757.7
9/23/2016 17:00	857	769.2	0	0	769.2
9/23/2016 18:00	885.2	794.7	0	0	794.7
9/23/2016 19:00	840.6	756.2	0	0	756.2
9/23/2016 20:00	850.1	763.6	0	0	763.6
9/23/2016 21:00	913.9	820.6	0	0	820.6
9/23/2016 22:00	712.7	639.7	0	0	639.7
9/23/2016 23:00	863.7	775.3	0	0	775.3

	Unit 1 (Part 75 Data)	Unit 1 (Part 60 Data)	Unit 2 (Part 75 Data)	Unit 2 (Part 60 Data)	Units 1&2 Combined
	SO2_LbPerHr	SO2_P60_LbPerHr	SO2_LbPerHr	SO2_P60_LbPerHr	(Part 60 Data)
	1H	1H	1H	1H	
Time	Value	Value	Value	Value	
9/24/2016 0:00	552.1	495.8	0	0	495.8
9/24/2016 1:00	540.8	486.6	0	0	486.6
9/24/2016 2:00	428.5	385.5	0	0	385.5
9/24/2016 3:00	432	387.5	0	0	387.5
9/24/2016 4:00	466.8	419.8	0	0	419.8
9/24/2016 5:00	715.3	643.1	0	0	643.1
9/24/2016 6:00	641.4	575.6	0	0	575.6
9/24/2016 7:00	687.8	618.5	0	0	618.5
9/24/2016 8:00	894.7	803.6	0	0	803.6
9/24/2016 9:00	896.1	804.8	0	0	804.8
9/24/2016 10:00	1043.9	937.9	0	0	937.9
9/24/2016 11:00	1047.6	941.3	0	0	941.3
9/24/2016 12:00	996	895.8	0	0	895.8
9/24/2016 13:00	1173.8	1054.1	0	0	1054.1
9/24/2016 14:00	860.7	774.1	0	0	774.1
9/24/2016 15:00	727.2	653.3	0	0	653.3
9/24/2016 16:00	968.7	871.1	0	0	871.1
9/24/2016 17:00	788.6	707.9	0	0	707.9
9/24/2016 18:00	816.2	733.7	0	0	733.7
9/24/2016 19:00	877.5	788.6	0	0	788.6
9/24/2016 20:00	914.5	821.8	0	0	821.8
9/24/2016 21:00	861	773.7	0	0	773.7
9/24/2016 22:00	830.5	746.2	0	0	746.2
9/24/2016 23:00	615.1	552	0	0	552
9/25/2016 0:00	643.9	578.4	0	0	578.4
9/25/2016 1:00	316	284.3	0	0	284.3
9/25/2016 2:00	269.1	241.3	0	0	241.3
9/25/2016 3:00	296.3	266.6	0	0	266.6
9/25/2016 4:00	293	263.3	0	0	263.3
9/25/2016 5:00	315.8	284.2	0	0	284.2
9/25/2016 6:00	305.2	273.7	0	0	273.7
9/25/2016 7:00	280.1	252.3	0	0	252.3
9/25/2016 8:00	275.6	247.8	0	0	247.8
9/25/2016 9:00	349.6	314.1	0	0	314.1
9/25/2016 10:00	567.1	509.8	0	0	509.8
9/25/2016 11:00	510.5	459.5	0	0	459.5
9/25/2016 12:00	616.3	553.4	0	0	553.4
9/25/2016 13:00	933.1	839.3	0	0	839.3
9/25/2016 14:00	867	779.3	0	0	779.3
9/25/2016 15:00	679.1	609.7	0	0	609.7
9/25/2016 16:00	781.3	702.7	0	0	702.7
9/25/2016 17:00	999.2	881.8	0	0	881.8
9/25/2016 18:00	976.2	860.9	0	0	860.9
9/25/2016 19:00	882.6	778.6	0	0	778.6
9/25/2016 20:00	971.8	857.1	0	0	857.1
9/25/2016 21:00	766.3	675.7	0	0	675.7
9/25/2016 22:00	809.4	714.4	0	0	714.4
9/25/2016 23:00	638.2	563	0	0	563
9/26/2016 0:00	315.4	278.5	0	0	278.5
9/26/2016 1:00	350.2	309.2	0	0	309.2
9/26/2016 2:00	365.4	328.3	0	0	328.3
9/26/2016 3:00	367.3	330.2	0	0	330.2
9/26/2016 4:00	380.6	342.4	0	0	342.4
9/26/2016 5:00	631.5	567.6	0	0	567.6
9/26/2016 6:00	929.2	834.9	0	0	834.9
9/26/2016 7:00	597	536.5	0	0	536.5
9/26/2016 8:00	770.3	691.9	0	0	691.9
9/26/2016 9:00	1205.1	1083.2	0	0	1083.2
9/26/2016 10:00	1259.6	1131.9	0	0	1131.9
9/26/2016 11:00	897.3	805.9	0	0	805.9
9/26/2016 12:00	869.1	780.4	0	0	780.4
9/26/2016 13:00	913.3	821.5	0	0	821.5
9/26/2016 14:00	839.7	754.6	0	0	754.6
9/26/2016 15:00	909.3	816.3	0	0	816.3
9/26/2016 16:00	992.1	891.3	0	0	891.3

	Unit 1 (Part 75 Data)	Unit 1 (Part 60 Data)	Unit 2 (Part 75 Data)	Unit 2 (Part 60 Data)	Units 1&2 Combined
	SO2_LbPerHr	SO2_P60_LbPerHr	SO2_LbPerHr	SO2_P60_LbPerHr	(Part 60 Data)
	1H	1H	1H	1H	
Time	Value	Value	Value	Value	
9/26/2016 17:00	856.9	769.4	0	0	769.4
9/26/2016 18:00	1014.8	912	0	0	912
9/26/2016 19:00	871.1	783.4	0	0	783.4
9/26/2016 20:00	700.6	630.1	0	0	630.1
9/26/2016 21:00	476.7	428.6	0	0	428.6
9/26/2016 22:00	265.9	238.3	0	0	238.3
9/26/2016 23:00	310.5	278.3	0	0	278.3
9/27/2016 0:00	264.6	238.1	0	0	238.1
9/27/2016 1:00	256	229.6	0	0	229.6
9/27/2016 2:00	247.2	222.6	0	0	222.6
9/27/2016 3:00	244.8	220.3	0	0	220.3
9/27/2016 4:00	290.3	260.7	0	0	260.7
9/27/2016 5:00	373.3	334.9	0	0	334.9
9/27/2016 6:00	406.5	364.7	0	0	364.7
9/27/2016 7:00	304.1	274.1	0	0	274.1
9/27/2016 8:00	597.4	537.6	0	0	537.6
9/27/2016 9:00	957.9	860.1	0	0	860.1
9/27/2016 10:00	651.5	585.7	0	0	585.7
9/27/2016 11:00	723.5	651	0	0	651
9/27/2016 12:00	747.2	671.3	0	0	671.3
9/27/2016 13:00	693.9	623.4	0	0	623.4
9/27/2016 14:00	957	859.7	0	0	859.7
9/27/2016 15:00	923	829.3	0	0	829.3
9/27/2016 16:00	1014	911.2	0	0	911.2
9/27/2016 17:00	864.2	776.3	0	0	776.3
9/27/2016 18:00	922.3	829.2	0	0	829.2
9/27/2016 19:00	749	673.3	0	0	673.3
9/27/2016 20:00	856	769.5	0	0	769.5
9/27/2016 21:00	702.3	630.2	0	0	630.2
9/27/2016 22:00	611.6	549.2	0	0	549.2
9/27/2016 23:00	244.2	219.1	0	0	219.1
9/28/2016 0:00	284.7	256.1	0	0	256.1
9/28/2016 1:00	230.5	207.8	0	0	207.8
9/28/2016 2:00	222.1	199.5	0	0	199.5
9/28/2016 3:00	228.2	205.7	0	0	205.7
9/28/2016 4:00	261.7	234.4	0	0	234.4
9/28/2016 5:00	403.1	362.4	0	0	362.4
9/28/2016 6:00	695.2	623.8	0	0	623.8
9/28/2016 7:00	756.5	680.8	0	0	680.8
9/28/2016 8:00	716.4	643.3	0	0	643.3
9/28/2016 9:00	992.3	876.3	0	0	876.3
9/28/2016 10:00	955.6	842.9	0	0	842.9
9/28/2016 11:00	922.8	815.5	0	0	815.5
9/28/2016 12:00	1001.7	883.3	0	0	883.3
9/28/2016 13:00	947.4	835.5	0	0	835.5
9/28/2016 14:00	1174.4	1036.2	0	0	1036.2
9/28/2016 15:00	1739.4	1535.1	0	0	1535.1
9/28/2016 16:00	1151	1016.7	0	0	1016.7
9/28/2016 17:00	757.1	679.5	0	0	679.5
9/28/2016 18:00	1172.8	1054.7	0	0	1054.7
9/28/2016 19:00	739.2	664.5	0	0	664.5
9/28/2016 20:00	902.9	812.3	0	0	812.3
9/28/2016 21:00	706.4	635.3	0	0	635.3
9/28/2016 22:00	607.1	545.7	0	0	545.7
9/28/2016 23:00	146.9	131.9	0	0	131.9
9/29/2016 0:00	168	151	0	0	151
9/29/2016 1:00	138.5	125.3	0	0	125.3
9/29/2016 2:00	136.9	123.7	0	0	123.7
9/29/2016 3:00	162.1	144.9	0	0	144.9
9/29/2016 4:00	143	129.1	0	0	129.1
9/29/2016 5:00	166.3	149.6	0	0	149.6
9/29/2016 6:00	416	374.4	0	0	374.4
9/29/2016 7:00	398.2	358.1	0	0	358.1
9/29/2016 8:00	642.4	577.5	0	0	577.5
9/29/2016 9:00	607.8	546.9	0	0	546.9

	Unit 1 (Part 75 Data)	Unit 1 (Part 60 Data)	Unit 2 (Part 75 Data)	Unit 2 (Part 60 Data)	Units 1&2 Combined
	SO2_LbPerHr	SO2_P60_LbPerHr	SO2_LbPerHr	SO2_P60_LbPerHr	(Part 60 Data)
	1H	1H	1H	1H	
Time	Value	Value	Value	Value	
9/29/2016 10:00	493.4	443.6	0	0	443.6
9/29/2016 11:00	458.4	411.7	0	0	411.7
9/29/2016 12:00	413.4	371.8	0	0	371.8
9/29/2016 13:00	386.1	347.1	0	0	347.1
9/29/2016 14:00	408.1	367.5	0	0	367.5
9/29/2016 15:00	466	418.8	0	0	418.8
9/29/2016 16:00	512.5	460.3	0	0	460.3
9/29/2016 17:00	426	382	0	0	382
9/29/2016 18:00	452.1	406.1	0	0	406.1
9/29/2016 19:00	478.9	431	0	0	431
9/29/2016 20:00	336.3	301.7	0	0	301.7
9/29/2016 21:00	374.7	336.4	0	0	336.4
9/29/2016 22:00	353.1	317.2	0	0	317.2
9/29/2016 23:00	369.8	331.8	0	0	331.8
9/30/2016 0:00	482.8	433.9	0	0	433.9
9/30/2016 1:00	799.9	719.1	0	0	719.1
9/30/2016 2:00	902.1	810.8	0	0	810.8
9/30/2016 3:00	1078.6	969.4	0	0	969.4
9/30/2016 4:00	681.8	613.5	0	0	613.5
9/30/2016 5:00	802.3	720.4	0	0	720.4
9/30/2016 6:00	1136.9	1021.2	0	0	1021.2
9/30/2016 7:00	898.6	808.3	0	0	808.3
9/30/2016 8:00	926.5	832.3	0	0	832.3
9/30/2016 9:00	802.1	708.3	0	0	708.3
9/30/2016 10:00	778.5	687.8	0	0	687.8
9/30/2016 11:00	845.9	747.7	0	0	747.7
9/30/2016 12:00	937.5	828.5	0	0	828.5
9/30/2016 13:00	962.3	864.7	0	0	864.7
9/30/2016 14:00	916.3	823	0	0	823
9/30/2016 15:00	825.4	742.5	0	0	742.5
9/30/2016 16:00	822.3	739.5	0	0	739.5
9/30/2016 17:00	762.3	684.3	0	0	684.3
9/30/2016 18:00	711.1	638.2	0	0	638.2
9/30/2016 19:00	770.2	692.6	0	0	692.6
9/30/2016 20:00	806.4	724.5	0	0	724.5
9/30/2016 21:00	955.7	858.2	0	0	858.2
9/30/2016 22:00	854	767.2	0	0	767.2
9/30/2016 23:00	450.7	404.2	0	0	404.2

[This page intentionally left blank.]

	Units 1&2 Combined	
Time	(Part 60 Data)	Day Count
10/01/2011 00:00	746.1	
10/01/2011 01:00	684.3	
10/01/2011 02:00	713.6	
10/01/2011 03:00	152.8	
10/01/2011 04:00	206.9	
10/01/2011 05:00	389.1	
10/01/2011 06:00	1386.1	
10/01/2011 07:00	1381	
10/01/2011 08:00	457.7	
10/01/2011 09:00	440.2	
10/01/2011 10:00	447.8	
10/01/2011 11:00	428.4	
10/01/2011 12:00	425.4	
10/01/2011 13:00	451.8	
10/01/2011 14:00	417	
10/01/2011 15:00	404.6	
10/01/2011 16:00	410.9	
10/01/2011 17:00	402.1	
10/01/2011 18:00	411.3	
10/01/2011 19:00	412.1	
10/01/2011 20:00	405.6	
10/01/2011 21:00	415.9	
10/01/2011 22:00	406.3	
10/01/2011 23:00	360.1	1
10/02/2011 00:00	447.6	
10/02/2011 01:00	379.1	
10/02/2011 02:00	315.7	
10/02/2011 03:00	386.5	
10/02/2011 04:00	332	
10/02/2011 05:00	325.4	
10/02/2011 06:00	376.3	
10/02/2011 07:00	336.3	
10/02/2011 08:00	329	
10/02/2011 09:00	373.3	
10/02/2011 10:00	351.5	
10/02/2011 11:00	354.2	
10/02/2011 12:00	350.2	
10/02/2011 13:00	364.3	
10/02/2011 14:00	343.4	
10/02/2011 15:00	343.6	
10/02/2011 16:00	340.8	
10/02/2011 17:00	332.7	
10/02/2011 18:00	328.3	
10/02/2011 19:00	321.5	
10/02/2011 20:00	319.4	

	Units 1&2 Combined	
Time	(Part 60 Data)	Day Count
10/02/2011 21:00	329.9	
10/02/2011 22:00	333.7	
10/02/2011 23:00	330	2
10/03/2011 00:00	341.1	
10/03/2011 01:00	340.8	
10/03/2011 02:00	342.1	
10/03/2011 03:00	359.8	
10/03/2011 04:00	346.7	
10/03/2011 05:00	331.6	
10/03/2011 06:00	395.7	
10/03/2011 07:00	353.5	
10/03/2011 08:00	327.3	
10/03/2011 09:00	347.6	
10/03/2011 10:00	378.6	
10/03/2011 11:00	361.1	
10/03/2011 12:00	345.3	
10/03/2011 13:00	358.2	
10/03/2011 14:00	358	
10/03/2011 15:00	353.5	
10/03/2011 16:00	342.2	
10/03/2011 17:00	326.8	
10/03/2011 18:00	333.2	
10/03/2011 19:00	361	
10/03/2011 20:00	353.4	
10/03/2011 21:00	370.1	
10/03/2011 22:00	385.2	
10/03/2011 23:00	261.3	3
10/04/2011 00:00	477	
10/04/2011 01:00	404.2	
10/04/2011 02:00	267.9	
10/04/2011 03:00	335.8	
10/04/2011 04:00	466.6	
10/04/2011 05:00	371.9	
10/04/2011 06:00	330.2	
10/04/2011 07:00	339.3	
10/04/2011 08:00	359.1	
10/04/2011 09:00	7583.7	
10/04/2011 10:00	5587.6	
10/04/2011 11:00	9730.4	
10/04/2011 12:00	402.6	
10/04/2011 13:00	357.1	
10/04/2011 14:00	334.4	
10/04/2011 15:00	350.4	
10/04/2011 16:00	363.7	
10/04/2011 17:00	361.3	

	Units 1&2 Combined	
Time	(Part 60 Data)	Day Count
10/04/2011 18:00	359.4	
10/04/2011 19:00	366.8	
10/04/2011 20:00	349.3	
10/04/2011 21:00	357.1	
10/04/2011 22:00	345.1	
10/04/2011 23:00	365.7	4
10/05/2011 00:00	368	
10/05/2011 01:00	366.8	
10/05/2011 02:00	363.1	
10/05/2011 03:00	372	
10/05/2011 04:00	379.6	
10/05/2011 05:00	374.4	
10/05/2011 06:00	412.3	
10/05/2011 07:00	390.9	
10/05/2011 08:00	6705.6	
10/05/2011 09:00	7257.6	
10/05/2011 10:00	7334.3	
10/05/2011 11:00	10374.4	
10/05/2011 12:00	12756.5	
10/05/2011 13:00	358.7	
10/05/2011 14:00	282.3	
10/05/2011 15:00	305.2	
10/05/2011 16:00	372.4	
10/05/2011 17:00	426.8	
10/05/2011 18:00	415	
10/05/2011 19:00	388.6	
10/05/2011 20:00	373.5	
10/05/2011 21:00	378	
10/05/2011 22:00	370.1	
10/05/2011 23:00	308.2	5
10/06/2011 00:00	279.2	
10/06/2011 01:00	309.7	
10/06/2011 02:00	281.4	
10/06/2011 03:00	419.9	
10/06/2011 04:00	626.6	
10/06/2011 05:00	507.3	
10/06/2011 06:00	374.1	
10/06/2011 07:00	340.3	
10/06/2011 08:00	363.7	
10/06/2011 09:00	408.2	
10/06/2011 10:00	437.4	
10/06/2011 11:00	417.8	
10/06/2011 12:00	400.6	
10/06/2011 13:00	398.7	
10/06/2011 14:00	407.2	

	Units 1&2 Combined	
Time	(Part 60 Data)	Day Count
10/06/2011 15:00	412	
10/06/2011 16:00	407.1	
10/06/2011 17:00	397.3	
10/06/2011 18:00	393	
10/06/2011 19:00	404.2	
10/06/2011 20:00	394.8	
10/06/2011 21:00	399.6	
10/06/2011 22:00	384.6	
10/06/2011 23:00	388.6	6
10/07/2011 00:00	260.5	
10/07/2011 01:00	295.8	
10/07/2011 02:00	630.2	
10/07/2011 03:00	395.5	
10/07/2011 04:00	455.7	
10/07/2011 05:00	406.5	
10/07/2011 06:00	384.6	
10/07/2011 07:00	384.7	
10/07/2011 08:00	389.9	
10/07/2011 09:00	405	
10/07/2011 10:00	383.4	
10/07/2011 11:00	348.4	
10/07/2011 12:00	360.1	
10/07/2011 13:00	271.8	
10/07/2011 14:00	389.6	
10/07/2011 15:00	363	
10/07/2011 16:00	297.8	
10/07/2011 17:00	409.3	
10/07/2011 18:00	507.8	
10/07/2011 19:00	401.6	
10/07/2011 20:00	386.1	
10/07/2011 21:00	295.1	
10/07/2011 22:00	506.9	
10/07/2011 23:00	462.6	7
10/08/2011 00:00	374	
10/08/2011 01:00	335.7	
10/08/2011 02:00	320.6	
10/08/2011 03:00	453.1	
10/08/2011 04:00	403.5	
10/08/2011 05:00	319.7	
10/08/2011 06:00	346	
10/08/2011 07:00	376.9	
10/08/2011 08:00	332.6	
10/08/2011 09:00	328.5	
10/08/2011 10:00	343.3	
10/08/2011 11:00	354.6	

	Units 1&2 Combined	
Time	(Part 60 Data)	Day Count
10/08/2011 12:00	356.2	
10/08/2011 13:00	362.1	
10/08/2011 14:00	376.6	
10/08/2011 15:00	386.8	
10/08/2011 16:00	384.9	
10/08/2011 17:00	383.4	
10/08/2011 18:00	417.4	
10/08/2011 19:00	415.2	
10/08/2011 20:00	405.4	
10/08/2011 21:00	380.1	
10/08/2011 22:00	379.7	
10/08/2011 23:00	362.4	8
10/09/2011 00:00	439.3	
10/09/2011 01:00	436.6	
10/09/2011 02:00	333.3	
10/09/2011 03:00	283.4	
10/09/2011 04:00	451.1	
10/09/2011 05:00	458.6	
10/09/2011 06:00	389.7	
10/09/2011 07:00	382.7	
10/09/2011 08:00	396.5	
10/09/2011 09:00	411.2	
10/09/2011 10:00	405.5	
10/09/2011 11:00	392	
10/09/2011 12:00	384.4	
10/09/2011 13:00	402.5	
10/09/2011 14:00	396.9	
10/09/2011 15:00	421.4	
10/09/2011 16:00	405.3	
10/09/2011 17:00	386.4	
10/09/2011 18:00	396.6	
10/09/2011 19:00	386.5	
10/09/2011 20:00	388.1	
10/09/2011 21:00	401.3	
10/09/2011 22:00	412.6	
10/09/2011 23:00	402	9
10/10/2011 00:00	400	
10/10/2011 01:00	394.9	
10/10/2011 02:00	328	
10/10/2011 03:00	520.1	
10/10/2011 04:00	500.5	
10/10/2011 05:00	447.8	
10/10/2011 06:00	544.5	
10/10/2011 07:00	458.1	
10/10/2011 08:00	462.8	

	Units 1&2 Combined	
Time	(Part 60 Data)	Day Count
10/10/2011 09:00	492.5	
10/10/2011 10:00	523.3	
10/10/2011 11:00	673.7	
10/10/2011 12:00	660.9	
10/10/2011 13:00	704.6	
10/10/2011 14:00	889.1	
10/10/2011 15:00	1173.9	
10/10/2011 16:00	1011.9	
10/10/2011 17:00	960.2	
10/10/2011 18:00	1121.9	
10/10/2011 19:00	1149	
10/10/2011 20:00	1115.1	
10/10/2011 21:00	1215.7	
10/10/2011 22:00	1296.4	
10/10/2011 23:00	1252.2	10
10/11/2011 00:00	1204.6	
10/11/2011 01:00	1115.3	
10/11/2011 02:00	1233.1	
10/11/2011 03:00	1351.1	
10/11/2011 04:00	1245.2	
10/11/2011 05:00	1065.8	
10/11/2011 06:00	1135.9	
10/11/2011 07:00	1115.6	
10/11/2011 08:00	1174	
10/11/2011 09:00	1123	
10/11/2011 10:00	1097.9	
10/11/2011 11:00	1156.4	
10/11/2011 12:00	1274.9	
10/11/2011 13:00	1279	
10/11/2011 14:00	1306.9	
10/11/2011 15:00	1253.4	
10/11/2011 16:00	1179.6	
10/11/2011 17:00	1273.6	
10/11/2011 18:00	1443.9	
10/11/2011 19:00	1400.8	
10/11/2011 20:00	1305.1	
10/11/2011 21:00	1322.3	
10/11/2011 22:00	1245.5	
10/11/2011 23:00	1475.5	11
10/12/2011 00:00	1533.7	
10/12/2011 01:00	1346.8	
10/12/2011 02:00	1321.6	
10/12/2011 03:00	1366.5	
10/12/2011 04:00	1334.7	
10/12/2011 05:00	1342.3	

	Units 1&2 Combined	
Time	(Part 60 Data)	Day Count
10/12/2011 06:00	1324.3	
10/12/2011 07:00	1200.8	
10/12/2011 08:00	1259	
10/12/2011 09:00	1222.9	
10/12/2011 10:00	1250.4	
10/12/2011 11:00	1220.6	
10/12/2011 12:00	1150.1	
10/12/2011 13:00	1161.4	
10/12/2011 14:00	1217.8	
10/12/2011 15:00	1197.6	
10/12/2011 16:00	1159.1	
10/12/2011 17:00	1175.7	
10/12/2011 18:00	1258.3	
10/12/2011 19:00	1297	
10/12/2011 20:00	1041.6	
10/12/2011 21:00	1026.3	
10/12/2011 22:00	1061	
10/12/2011 23:00	1104.9	12
10/13/2011 00:00	1107	
10/13/2011 01:00	953.7	
10/13/2011 02:00	979.3	
10/13/2011 03:00	1259.2	
10/13/2011 04:00	1089.6	
10/13/2011 05:00	1215.2	
10/13/2011 06:00	1162.5	
10/13/2011 07:00	1057.1	
10/13/2011 08:00	1065.4	
10/13/2011 09:00	1155.5	
10/13/2011 10:00	1117.8	
10/13/2011 11:00	1158.9	
10/13/2011 12:00	1133.9	
10/13/2011 13:00	1067.4	
10/13/2011 14:00	1070.3	
10/13/2011 15:00	1046	
10/13/2011 16:00	1100.8	
10/13/2011 17:00	1094.7	
10/13/2011 18:00	1017.2	
10/13/2011 19:00	1001.6	
10/13/2011 20:00	998.2	
10/13/2011 21:00	1062.8	
10/13/2011 22:00	950.3	
10/13/2011 23:00	907.2	13
10/14/2011 00:00	897.3	
10/14/2011 01:00	894	
10/14/2011 02:00	863.9	

	Units 1&2 Combined	
Time	(Part 60 Data)	Day Count
10/14/2011 03:00	808.1	
10/14/2011 04:00	919.9	
10/14/2011 05:00	934.6	
10/14/2011 06:00	857.5	
10/14/2011 07:00	894.7	
10/14/2011 08:00	965	
10/14/2011 09:00	1019.1	
10/14/2011 10:00	929.4	
10/14/2011 11:00	889.2	
10/14/2011 12:00	897.4	
10/14/2011 13:00	983.1	
10/14/2011 14:00	1041.2	
10/14/2011 15:00	959.4	
10/14/2011 16:00	924.5	
10/14/2011 17:00	934.6	
10/14/2011 18:00	931.7	
10/14/2011 19:00	981.1	
10/14/2011 20:00	1008.4	
10/14/2011 21:00	1013.8	
10/14/2011 22:00	934.7	
10/14/2011 23:00	619.8	14
10/15/2011 00:00	496.1	
10/15/2011 01:00	700.2	
10/15/2011 02:00	774.9	
10/15/2011 03:00	664.4	
10/15/2011 04:00	756.2	
10/15/2011 05:00	719.6	
10/15/2011 06:00	454.9	
10/15/2011 07:00	449	
10/15/2011 08:00	448.1	
10/15/2011 09:00	480.5	
10/15/2011 10:00	488.8	
10/15/2011 11:00	464.3	
10/15/2011 12:00	457.1	
10/15/2011 13:00	490.2	
10/15/2011 14:00	490.9	
10/15/2011 15:00	392.4	
10/15/2011 16:00	453.5	
10/15/2011 17:00	470.6	
10/15/2011 18:00	444.6	
10/15/2011 19:00	443.8	
10/15/2011 20:00	468.5	
10/15/2011 21:00	486.1	
10/15/2011 22:00	516.1	
10/15/2011 23:00	429.8	15

	Units 1&2 Combined	
Time	(Part 60 Data)	Day Count
10/16/2011 00:00	368.1	
10/16/2011 01:00	473.9	
10/16/2011 02:00	607.4	
10/16/2011 03:00	751.9	
10/16/2011 04:00	872.1	
10/16/2011 05:00	861.9	
10/16/2011 06:00	973.8	
10/16/2011 07:00	952	
10/16/2011 08:00	924.1	
10/16/2011 09:00	881.9	
10/16/2011 10:00	1072.6	
10/16/2011 11:00	1213.7	
10/16/2011 12:00	1039.1	
10/16/2011 13:00	1006.6	
10/16/2011 14:00	1022.1	
10/16/2011 15:00	1161.9	
10/16/2011 16:00	1205.4	
10/16/2011 17:00	998.5	
10/16/2011 18:00	1086.9	
10/16/2011 19:00	990.7	
10/16/2011 20:00	975.5	
10/16/2011 21:00	899.9	
10/16/2011 22:00	846.9	
10/16/2011 23:00	888.7	16
10/17/2011 00:00	895.8	
10/17/2011 01:00	757.3	
10/17/2011 02:00	845.3	
10/17/2011 03:00	921.4	
10/17/2011 04:00	983.9	
10/17/2011 05:00	1034.4	
10/17/2011 06:00	1382.2	
10/17/2011 07:00	1412.5	
10/17/2011 08:00	1085.6	
10/17/2011 09:00	1038.2	
10/17/2011 10:00	926.8	
10/17/2011 11:00	1029.3	
10/17/2011 12:00	1108.7	
10/17/2011 13:00	1066	
10/17/2011 14:00	982.3	
10/17/2011 15:00	973.4	
10/17/2011 16:00	1073.5	
10/17/2011 17:00	1039.8	
10/17/2011 18:00	938.9	
10/17/2011 19:00	1015.2	
10/17/2011 20:00	1093.3	

	Units 1&2 Combined	
Time	(Part 60 Data)	Day Count
10/17/2011 21:00	1024.4	
10/17/2011 22:00	834.4	
10/17/2011 23:00	960.5	17
10/18/2011 00:00	1015.9	
10/18/2011 01:00	969.9	
10/18/2011 02:00	864.4	
10/18/2011 03:00	1054.4	
10/18/2011 04:00	1065.6	
10/18/2011 05:00	992	
10/18/2011 06:00	1004	
10/18/2011 07:00	950.5	
10/18/2011 08:00	950.7	
10/18/2011 09:00	1017	
10/18/2011 10:00	1042	
10/18/2011 11:00	1008.6	
10/18/2011 12:00	991	
10/18/2011 13:00	959.6	
10/18/2011 14:00	979.3	
10/18/2011 15:00	1050.5	
10/18/2011 16:00	1021.3	
10/18/2011 17:00	975.3	
10/18/2011 18:00	971	
10/18/2011 19:00	881	
10/18/2011 20:00	883.1	
10/18/2011 21:00	1014.7	
10/18/2011 22:00	1059.7	
10/18/2011 23:00	876.6	18
10/19/2011 00:00	877	
10/19/2011 01:00	835.7	
10/19/2011 02:00	978.5	
10/19/2011 03:00	971	
10/19/2011 04:00	970.6	
10/19/2011 05:00	981.6	
10/19/2011 06:00	979.7	
10/19/2011 07:00	1016.8	
10/19/2011 08:00	1009.6	
10/19/2011 09:00	1043.8	
10/19/2011 10:00	1421.6	
10/19/2011 11:00	1852.9	
10/19/2011 12:00	1554.2	
10/19/2011 13:00	1706.8	
10/19/2011 14:00	1973.9	
10/19/2011 15:00	1400.9	
10/19/2011 16:00	1120.5	
10/19/2011 17:00	1149.6	

	Units 1&2 Combined	
Time	(Part 60 Data)	Day Count
10/19/2011 18:00	1257.1	
10/19/2011 19:00	1254	
10/19/2011 20:00	1193.5	
10/19/2011 21:00	1191.7	
10/19/2011 22:00	1096.5	
10/19/2011 23:00	931.7	19
10/20/2011 00:00	1119.4	
10/20/2011 01:00	1014.9	
10/20/2011 02:00	1122.5	
10/20/2011 03:00	1287.3	
10/20/2011 04:00	1282.6	
10/20/2011 05:00	1360	
10/20/2011 06:00	1327.2	
10/20/2011 07:00	1131.7	
10/20/2011 08:00	974	
10/20/2011 09:00	1279.6	
10/20/2011 10:00	1353.9	
10/20/2011 11:00	1162.2	
10/20/2011 12:00	1288.2	
10/20/2011 13:00	1280.3	
10/20/2011 14:00	1293.9	
10/20/2011 15:00	1188.9	
10/20/2011 16:00	1139.9	
10/20/2011 17:00	1095.3	
10/20/2011 18:00	1162	
10/20/2011 19:00	1421.7	
10/20/2011 20:00	1396.9	
10/20/2011 21:00	1528.3	
10/20/2011 22:00	1403.1	
10/20/2011 23:00	1336.5	20
10/21/2011 00:00	1290	
10/21/2011 01:00	1392.8	
10/21/2011 02:00	1286.9	
10/21/2011 03:00	1330.5	
10/21/2011 04:00	1318.9	
10/21/2011 05:00	1208.1	
10/21/2011 06:00	1223.8	
10/21/2011 07:00	1230.8	
10/21/2011 08:00	1234.4	
10/21/2011 09:00	1261.2	
10/21/2011 10:00	1231	
10/21/2011 11:00	1217.7	
10/21/2011 12:00	1218.9	
10/21/2011 13:00	1203	
10/21/2011 14:00	1231.6	

	Units 1&2 Combined	
Time	(Part 60 Data)	Day Count
10/21/2011 15:00	1301.9	
10/21/2011 16:00	1241.9	
10/21/2011 17:00	1213.4	
10/21/2011 18:00	1218	
10/21/2011 19:00	1217	
10/21/2011 20:00	1218.5	
10/21/2011 21:00	1270.3	
10/21/2011 22:00	1106.2	
10/21/2011 23:00	1070.9	21
10/22/2011 00:00	907.4	
10/22/2011 01:00	460.4	
10/22/2011 02:00	509.4	
10/22/2011 03:00	447.1	
10/22/2011 04:00	475.3	
10/22/2011 05:00	501	
10/22/2011 06:00	536.6	
10/22/2011 07:00	480.5	
10/22/2011 08:00	454.9	
10/22/2011 09:00	474.4	
10/22/2011 10:00	466.4	
10/22/2011 11:00	477.1	
10/22/2011 12:00	435.3	
10/22/2011 13:00	478.4	
10/22/2011 14:00	493.1	
10/22/2011 15:00	458.9	
10/22/2011 16:00	487.7	
10/22/2011 17:00	519.2	
10/22/2011 18:00	473.5	
10/22/2011 19:00	424.8	
10/22/2011 20:00	423.9	
10/22/2011 21:00	433.3	
10/22/2011 22:00	495.3	
10/22/2011 23:00	466.6	22
10/23/2011 00:00	427.2	
10/23/2011 01:00	422.1	
10/23/2011 02:00	406.2	
10/23/2011 03:00	435.2	
10/23/2011 04:00	452.9	
10/23/2011 05:00	520.4	
10/23/2011 06:00	484	
10/23/2011 07:00	450.6	
10/23/2011 08:00	432.7	
10/23/2011 09:00	386.3	
10/23/2011 10:00	353.4	
10/23/2011 11:00	408.6	

	Units 1&2 Combined	
Time	(Part 60 Data)	Day Count
10/23/2011 12:00	447.4	
10/23/2011 13:00	524.3	
10/23/2011 14:00	426.7	
10/23/2011 15:00	404.8	
10/23/2011 16:00	440.7	
10/23/2011 17:00	412.2	
10/23/2011 18:00	409.9	
10/23/2011 19:00	425.7	
10/23/2011 20:00	415.3	
10/23/2011 21:00	375.8	
10/23/2011 22:00	399.4	
10/23/2011 23:00	357.4	23
10/24/2011 00:00	438.8	
10/24/2011 01:00	468.9	
10/24/2011 02:00	413.4	
10/24/2011 03:00	390.6	
10/24/2011 04:00	408.3	
10/24/2011 05:00	438	
10/24/2011 06:00	456.6	
10/24/2011 07:00	422.4	
10/24/2011 08:00	376.1	
10/24/2011 09:00	413.5	
10/24/2011 10:00	439.7	
10/24/2011 11:00	404.3	
10/24/2011 12:00	411.8	
10/24/2011 13:00	413.6	
10/24/2011 14:00	398.4	
10/24/2011 15:00	412.2	
10/24/2011 16:00	401.8	
10/24/2011 17:00	657.4	
10/24/2011 18:00	497.9	
10/24/2011 19:00	401.2	
10/24/2011 20:00	429.4	
10/24/2011 21:00	473.3	
10/24/2011 22:00	385.1	
10/24/2011 23:00	339.9	24
10/25/2011 00:00	427.4	
10/25/2011 01:00	568.2	
10/25/2011 02:00	533.4	
10/25/2011 03:00	435.5	
10/25/2011 04:00	481.6	
10/25/2011 05:00	463.2	
10/25/2011 06:00	423.2	
10/25/2011 07:00	442.5	
10/25/2011 08:00	489.9	

	Units 1&2 Combined	
Time	(Part 60 Data)	Day Count
10/25/2011 09:00	542.8	
10/25/2011 10:00	521.6	
10/25/2011 11:00	491.5	
10/25/2011 12:00	452.2	
10/25/2011 13:00	413.9	
10/25/2011 14:00	439.2	
10/25/2011 15:00	472.7	
10/25/2011 16:00	564.1	
10/25/2011 17:00	534.7	
10/25/2011 18:00	492.9	
10/25/2011 19:00	461.6	
10/25/2011 20:00	437.7	
10/25/2011 21:00	441.6	
10/25/2011 22:00	399.6	
10/25/2011 23:00	496.3	25
10/26/2011 00:00	562.3	
10/26/2011 01:00	555	
10/26/2011 02:00	452.7	
10/26/2011 03:00	412.8	
10/26/2011 04:00	410	
10/26/2011 05:00	410.8	
10/26/2011 06:00	465.8	
10/26/2011 07:00	552.2	
10/26/2011 08:00	509.3	
10/26/2011 09:00	464.4	
10/26/2011 10:00	422.6	
10/26/2011 11:00	426.8	
10/26/2011 12:00	456.3	
10/26/2011 13:00	498.4	
10/26/2011 14:00	485.1	
10/26/2011 15:00	455.1	
10/26/2011 16:00	429.2	
10/26/2011 17:00	462.8	
10/26/2011 18:00	533.1	
10/26/2011 19:00	516.7	
10/26/2011 20:00	475.6	
10/26/2011 21:00	453.5	
10/26/2011 22:00	405.5	
10/26/2011 23:00	352.1	26
10/27/2011 00:00	401.7	
10/27/2011 01:00	550.4	
10/27/2011 02:00	569.3	
10/27/2011 03:00	503.3	
10/27/2011 04:00	439.3	
10/27/2011 05:00	439.5	

	Units 1&2 Combined	
Time	(Part 60 Data)	Day Count
10/27/2011 06:00	423.9	
10/27/2011 07:00	446.6	
10/27/2011 08:00	449.4	
10/27/2011 09:00	463.1	
10/27/2011 10:00	450.3	
10/27/2011 11:00	414.4	
10/27/2011 12:00	446.6	
10/27/2011 13:00	464.4	
10/27/2011 14:00	454.5	
10/27/2011 15:00	396.5	
10/27/2011 16:00	380.2	
10/27/2011 17:00	432.2	
10/27/2011 18:00	441.9	
10/27/2011 19:00	417.8	
10/27/2011 20:00	437.9	
10/27/2011 21:00	460.6	
10/27/2011 22:00	431.8	
10/27/2011 23:00	392.2	27
10/28/2011 00:00	375.6	
10/28/2011 01:00	420	
10/28/2011 02:00	461.8	
10/28/2011 03:00	466.1	
10/28/2011 04:00	435.7	
10/28/2011 05:00	426.6	
10/28/2011 06:00	421.5	
10/28/2011 07:00	402.7	
10/28/2011 08:00	428.8	
10/28/2011 09:00	480.5	
10/28/2011 10:00	461.8	
10/28/2011 11:00	426.3	
10/28/2011 12:00	506.3	
10/28/2011 13:00	459.6	
10/28/2011 14:00	448	
10/28/2011 15:00	475.7	
10/28/2011 16:00	422.6	
10/28/2011 17:00	400.4	
10/28/2011 18:00	392	
10/28/2011 19:00	428	
10/28/2011 20:00	467.6	
10/28/2011 21:00	452.4	
10/28/2011 22:00	408.6	
10/28/2011 23:00	386.2	28
10/29/2011 00:00	401.5	
10/29/2011 01:00	429.3	
10/29/2011 02:00	456.1	

	Units 1&2 Combined		
Time	(Part 60 Data)	Day Count	
10/29/2011 03:00	448		
10/29/2011 04:00	480.7		
10/29/2011 05:00	456		
10/29/2011 06:00	432.8		
10/29/2011 07:00	422.5		
10/29/2011 08:00	415.3		
10/29/2011 09:00	416.6		
10/29/2011 10:00	401.2		
10/29/2011 11:00	466.4		
10/29/2011 12:00	498.7		
10/29/2011 13:00	504.9		
10/29/2011 14:00	538.9		
10/29/2011 15:00	602.5		
10/29/2011 16:00	458.1		
10/29/2011 17:00	466.2		
10/29/2011 18:00	496.4		
10/29/2011 19:00	461.3		
10/29/2011 20:00	429.3		
10/29/2011 21:00	422.6		
10/29/2011 22:00	433		
10/29/2011 23:00	464.2	29	
10/30/2011 00:00	497.8		
10/30/2011 01:00	435.9		
10/30/2011 02:00	394.4		
10/30/2011 03:00	408.7		
10/30/2011 04:00	430.4		
10/30/2011 05:00	449.4		
10/30/2011 06:00	456.5		
10/30/2011 07:00	389.1		
10/30/2011 08:00	381.6		
10/30/2011 09:00	403.3		
10/30/2011 10:00	391.1		
10/30/2011 11:00	414		
10/30/2011 12:00	570.2		
10/30/2011 13:00	1110.2		
10/30/2011 14:00	1630.1		
10/30/2011 15:00	1428.4		
10/30/2011 16:00	1820.4		
10/30/2011 17:00	1978		
10/30/2011 18:00	1883.8		
10/30/2011 19:00	1874		
10/30/2011 20:00	2027.5		
10/30/2011 21:00	1935.5		
10/30/2011 22:00	1728.5		
10/30/2011 23:00	1747.9	30	773.4

Time	Units 1&2 Combined	
	(Part 60 Data)	Day Count
10/31/2011 00:00	1856.9	
10/31/2011 01:00	1729	
10/31/2011 02:00	1201.1	
10/31/2011 03:00	1185.1	
10/31/2011 04:00	1206.9	
10/31/2011 05:00	1157.3	
10/31/2011 06:00	1199	
10/31/2011 07:00	1361.1	
10/31/2011 08:00	1326.7	
10/31/2011 09:00	1413.6	
10/31/2011 10:00	1430.1	
10/31/2011 11:00	1412.7	
10/31/2011 12:00	1405.6	
10/31/2011 13:00	1415.5	
10/31/2011 14:00	1436.4	
10/31/2011 15:00	1367.5	
10/31/2011 16:00	1407.4	
10/31/2011 17:00	1373.4	
10/31/2011 18:00	1405.3	
10/31/2011 19:00	1327.5	
10/31/2011 20:00	1081.3	
10/31/2011 21:00	964.1	
10/31/2011 22:00	904.8	
10/31/2011 23:00	823.6	31 799.8
11/01/2011 00:00	792.7	
11/01/2011 01:00	679.6	
11/01/2011 02:00	642.8	
11/01/2011 03:00	574.9	
11/01/2011 04:00	543.8	
11/01/2011 05:00	493.9	
11/01/2011 06:00	413.9	
11/01/2011 07:00	442.3	
11/01/2011 08:00	471.3	
11/01/2011 09:00	468.8	
11/01/2011 10:00	519.5	
11/01/2011 11:00	466.4	
11/01/2011 12:00	450.7	
11/01/2011 13:00	476.8	
11/01/2011 14:00	468.8	
11/01/2011 15:00	473.3	
11/01/2011 16:00	466.4	
11/01/2011 17:00	490.1	
11/01/2011 18:00	510.9	
11/01/2011 19:00	496.7	
11/01/2011 20:00	460.9	

Time	Units 1&2 Combined	
	(Part 60 Data)	Day Count
11/01/2011 21:00	354.5	
11/01/2011 22:00	407.3	
11/01/2011 23:00	437.3	32
11/02/2011 00:00	403.5	804.9
11/02/2011 01:00	427.6	
11/02/2011 02:00	449.2	
11/02/2011 03:00	413	
11/02/2011 04:00	410.6	
11/02/2011 05:00	374.1	
11/02/2011 06:00	372.8	
11/02/2011 07:00	390	
11/02/2011 08:00	428.8	
11/02/2011 09:00	437	
11/02/2011 10:00	415.2	
11/02/2011 11:00	371.3	
11/02/2011 12:00	362.4	
11/02/2011 13:00	372.7	
11/02/2011 14:00	399	
11/02/2011 15:00	454	
11/02/2011 16:00	452.7	
11/02/2011 17:00	446	
11/02/2011 18:00	401	
11/02/2011 19:00	440.3	
11/02/2011 20:00	458.6	
11/02/2011 21:00	537.2	
11/02/2011 22:00	466.6	
11/02/2011 23:00	458.7	33
11/03/2011 00:00	474.3	807.4
11/03/2011 01:00	466.1	
11/03/2011 02:00	486.1	
11/03/2011 03:00	480.5	
11/03/2011 04:00	488.6	
11/03/2011 05:00	569.7	
11/03/2011 06:00	567.6	
11/03/2011 07:00	409.6	
11/03/2011 08:00	467.3	
11/03/2011 09:00	578	
11/03/2011 10:00	524.5	
11/03/2011 11:00	500.6	
11/03/2011 12:00	554.3	
11/03/2011 13:00	531.4	
11/03/2011 14:00	467.8	
11/03/2011 15:00	401.8	
11/03/2011 16:00	442.4	
11/03/2011 17:00	527.1	

Time	Units 1&2 Combined	
	(Part 60 Data)	Day Count
11/03/2011 18:00	499.8	
11/03/2011 19:00	454.9	
11/03/2011 20:00	300.3	
11/03/2011 21:00	255.8	
11/03/2011 22:00	398.3	
11/03/2011 23:00	382.5	34
11/04/2011 00:00	388.1	780.5
11/04/2011 01:00	404.4	
11/04/2011 02:00	484.3	
11/04/2011 03:00	541.8	
11/04/2011 04:00	428.7	
11/04/2011 05:00	524.1	
11/04/2011 06:00	447.8	
11/04/2011 07:00	452.1	
11/04/2011 08:00	486.1	
11/04/2011 09:00	504.6	
11/04/2011 10:00	481.6	
11/04/2011 11:00	514.2	
11/04/2011 12:00	523.6	
11/04/2011 13:00	555.3	
11/04/2011 14:00	484.2	
11/04/2011 15:00	473.6	
11/04/2011 16:00	514.3	
11/04/2011 17:00	525.9	
11/04/2011 18:00	515.8	
11/04/2011 19:00	504.4	
11/04/2011 20:00	564.3	
11/04/2011 21:00	520.7	
11/04/2011 22:00	528.4	
11/04/2011 23:00	529.5	35
11/05/2011 00:00	468.8	725.6
11/05/2011 01:00	444.4	
11/05/2011 02:00	591.7	
11/05/2011 03:00	506.8	
11/05/2011 04:00	453.5	
11/05/2011 05:00	432.8	
11/05/2011 06:00	361.5	
11/05/2011 07:00	346.6	
11/05/2011 08:00	311.7	
11/05/2011 09:00	202.7	
11/05/2011 10:00	186.1	
11/05/2011 11:00	205.9	
11/05/2011 12:00	241.2	
11/05/2011 13:00	293.7	
11/05/2011 14:00	355.5	

Time	Units 1&2 Combined	
	(Part 60 Data)	Day Count
11/05/2011 15:00	438.5	
11/05/2011 16:00	457.5	
11/05/2011 17:00	401.9	
11/05/2011 18:00	353.3	
11/05/2011 19:00	415.4	
11/05/2011 20:00	489	
11/05/2011 21:00	695.1	
11/05/2011 22:00	621.5	
11/05/2011 23:00	630.9	36
11/06/2011 00:00	1015.7	726.1
11/06/2011 01:00	1056.1	
11/06/2011 02:00	693.6	
11/06/2011 03:00	860.9	
11/06/2011 04:00	983.1	
11/06/2011 05:00	879.5	
11/06/2011 06:00	863	
11/06/2011 07:00	990.8	
11/06/2011 08:00	1090.9	
11/06/2011 09:00	1050.4	
11/06/2011 10:00	1111.4	
11/06/2011 11:00	1241.1	
11/06/2011 12:00	700.5	
11/06/2011 13:00	523.9	
11/06/2011 14:00	572.4	
11/06/2011 15:00	694	
11/06/2011 16:00	608.4	
11/06/2011 17:00	616.6	
11/06/2011 18:00	655.1	
11/06/2011 19:00	666.7	
11/06/2011 20:00	781.2	
11/06/2011 21:00	809.2	
11/06/2011 22:00	686.7	
11/06/2011 23:00	1026.6	37
11/07/2011 00:00	1077.4	741.1
11/07/2011 01:00	826	
11/07/2011 02:00	712.7	
11/07/2011 03:00	884.1	
11/07/2011 04:00	1141.3	
11/07/2011 05:00	1340.4	
11/07/2011 06:00	1366.4	
11/07/2011 07:00	1315.2	
11/07/2011 08:00	809.4	
11/07/2011 09:00	752.9	
11/07/2011 10:00	841.1	
11/07/2011 11:00	888.2	

Time	Units 1&2 Combined	
	(Part 60 Data)	Day Count
11/07/2011 12:00	939.6	
11/07/2011 13:00	906.1	
11/07/2011 14:00	776.5	
11/07/2011 15:00	776.9	
11/07/2011 16:00	785.9	
11/07/2011 17:00	785.7	
11/07/2011 18:00	786.5	
11/07/2011 19:00	796	
11/07/2011 20:00	842.1	
11/07/2011 21:00	894.3	
11/07/2011 22:00	912	
11/07/2011 23:00	898.2	38 759.3
11/08/2011 00:00	913.8	
11/08/2011 01:00	863.1	
11/08/2011 02:00	945.3	
11/08/2011 03:00	796.6	
11/08/2011 04:00	890.2	
11/08/2011 05:00	942.4	
11/08/2011 06:00	1408.5	
11/08/2011 07:00	1309.6	
11/08/2011 08:00	1485.9	
11/08/2011 09:00	1733.5	
11/08/2011 10:00	2056.1	
11/08/2011 11:00	2020.8	
11/08/2011 12:00	2133.6	
11/08/2011 13:00	2312.1	
11/08/2011 14:00	2181.1	
11/08/2011 15:00	2180.4	
11/08/2011 16:00	2202.3	
11/08/2011 17:00	2000.2	
11/08/2011 18:00	2101	
11/08/2011 19:00	1982.2	
11/08/2011 20:00	2057.1	
11/08/2011 21:00	2009	
11/08/2011 22:00	1849.9	
11/08/2011 23:00	1579.4	39 801.5
11/09/2011 00:00	1705.3	
11/09/2011 01:00	1780	
11/09/2011 02:00	1489.2	
11/09/2011 03:00	1124.9	
11/09/2011 04:00	1012.7	
11/09/2011 05:00	1278	
11/09/2011 06:00	1886.3	
11/09/2011 07:00	2082.5	
11/09/2011 08:00	2046.2	

Time	Units 1&2 Combined	
	(Part 60 Data)	Day Count
11/09/2011 09:00	2017.8	
11/09/2011 10:00	1999.8	
11/09/2011 11:00	1989	
11/09/2011 12:00	1911.1	
11/09/2011 13:00	1978.1	
11/09/2011 14:00	1912.3	
11/09/2011 15:00	1515.7	
11/09/2011 16:00	1075.4	
11/09/2011 17:00	753.5	
11/09/2011 18:00	906.1	
11/09/2011 19:00	855.5	
11/09/2011 20:00	870.5	
11/09/2011 21:00	881.8	
11/09/2011 22:00	871	
11/09/2011 23:00	1025.8	40
11/10/2011 00:00	1089.8	824.7
11/10/2011 01:00	1031.8	
11/10/2011 02:00	1051.3	
11/10/2011 03:00	1407.5	
11/10/2011 04:00	1558.1	
11/10/2011 05:00	1886.3	
11/10/2011 06:00	2032.8	
11/10/2011 07:00	1902.1	
11/10/2011 08:00	1903.8	
11/10/2011 09:00	2054.3	
11/10/2011 10:00	1919.6	
11/10/2011 11:00	2009.9	
11/10/2011 12:00	1992.4	
11/10/2011 13:00	2035.1	
11/10/2011 14:00	2007.5	
11/10/2011 15:00	2081.3	
11/10/2011 16:00	2016.6	
11/10/2011 17:00	1995.2	
11/10/2011 18:00	2053.8	
11/10/2011 19:00	1940.4	
11/10/2011 20:00	2149.2	
11/10/2011 21:00	2028.9	
11/10/2011 22:00	2125.7	
11/10/2011 23:00	2114.6	41
11/11/2011 00:00	1946.5	845.0
11/11/2011 01:00	1998.2	
11/11/2011 02:00	1666.4	
11/11/2011 03:00	1480	
11/11/2011 04:00	1425.5	
11/11/2011 05:00	1385.3	

Time	Units 1&2 Combined	
	(Part 60 Data)	Day Count
11/11/2011 06:00	1349.9	
11/11/2011 07:00	1357.6	
11/11/2011 08:00	1526.1	
11/11/2011 09:00	1385.7	
11/11/2011 10:00	1412.9	
11/11/2011 11:00	2185.9	
11/11/2011 12:00	1629.2	
11/11/2011 13:00	1565.1	
11/11/2011 14:00	1723	
11/11/2011 15:00	1630.4	
11/11/2011 16:00	1621.3	
11/11/2011 17:00	1656.3	
11/11/2011 18:00	1571	
11/11/2011 19:00	1610.3	
11/11/2011 20:00	1590	
11/11/2011 21:00	1573.7	
11/11/2011 22:00	1574.6	
11/11/2011 23:00	1637.1	42
11/12/2011 00:00	1610.9	857.4
11/12/2011 01:00	1490.5	
11/12/2011 02:00	1561.2	
11/12/2011 03:00	1564.3	
11/12/2011 04:00	1475.6	
11/12/2011 05:00	1551.4	
11/12/2011 06:00	1463.5	
11/12/2011 07:00	1512.5	
11/12/2011 08:00	1510.3	
11/12/2011 09:00	1444.2	
11/12/2011 10:00	1481.7	
11/12/2011 11:00	1471.2	
11/12/2011 12:00	1432.9	
11/12/2011 13:00	1456.5	
11/12/2011 14:00	1414.2	
11/12/2011 15:00	1513.5	
11/12/2011 16:00	1661.7	
11/12/2011 17:00	1727.3	
11/12/2011 18:00	1637.1	
11/12/2011 19:00	1747.6	
11/12/2011 20:00	1713.4	
11/12/2011 21:00	1674.4	
11/12/2011 22:00	1503.5	
11/12/2011 23:00	1573.8	43
11/13/2011 00:00	1518.8	873.3
11/13/2011 01:00	1404.1	
11/13/2011 02:00	1357.8	

Time	Units 1&2 Combined	
	(Part 60 Data)	Day Count
11/13/2011 03:00	1367.4	
11/13/2011 04:00	1332.5	
11/13/2011 05:00	1251	
11/13/2011 06:00	1330	
11/13/2011 07:00	1239.2	
11/13/2011 08:00	1482.3	
11/13/2011 09:00	1414.7	
11/13/2011 10:00	1444.4	
11/13/2011 11:00	1400.8	
11/13/2011 12:00	1486.1	
11/13/2011 13:00	1411.1	
11/13/2011 14:00	1385.5	
11/13/2011 15:00	1401.4	
11/13/2011 16:00	1645.6	
11/13/2011 17:00	1592.9	
11/13/2011 18:00	1621.1	
11/13/2011 19:00	1714.3	
11/13/2011 20:00	1694.4	
11/13/2011 21:00	1424.2	
11/13/2011 22:00	1454.4	
11/13/2011 23:00	1703.4	44 891.3
11/14/2011 00:00	1056.7	
11/14/2011 01:00	1244.4	
11/14/2011 02:00	1142.8	
11/14/2011 03:00	1024.1	
11/14/2011 04:00	1010.6	
11/14/2011 05:00	1294.8	
11/14/2011 06:00	1475.1	
11/14/2011 07:00	1564.2	
11/14/2011 08:00	1420.1	
11/14/2011 09:00	1686.7	
11/14/2011 10:00	1658.9	
11/14/2011 11:00	1542	
11/14/2011 12:00	1721.3	
11/14/2011 13:00	1742.8	
11/14/2011 14:00	1813.9	
11/14/2011 15:00	1787.1	
11/14/2011 16:00	1706.4	
11/14/2011 17:00	1897.8	
11/14/2011 18:00	1661.8	
11/14/2011 19:00	1707.4	
11/14/2011 20:00	1665.7	
11/14/2011 21:00	1724.2	
11/14/2011 22:00	1530.3	
11/14/2011 23:00	1401.7	45 924.7

	Units 1&2 Combined	
Time	(Part 60 Data)	Day Count
11/15/2011 00:00	1489.9	
11/15/2011 01:00	1415.9	
11/15/2011 02:00	1490.4	
11/15/2011 03:00	1414.3	
11/15/2011 04:00	1471.9	
11/15/2011 05:00	1530.3	
11/15/2011 06:00	1526.3	
11/15/2011 07:00	1574.2	
11/15/2011 08:00	1743.9	
11/15/2011 09:00	1538.3	
11/15/2011 10:00	1733.1	
11/15/2011 11:00	1762	
11/15/2011 12:00	1663.8	
11/15/2011 13:00	1645.2	
11/15/2011 14:00	1597.2	
11/15/2011 15:00	1315.4	
11/15/2011 16:00	1553.8	
11/15/2011 17:00	1466.3	
11/15/2011 18:00	1487.8	
11/15/2011 19:00	1517.4	
11/15/2011 20:00	1542.3	
11/15/2011 21:00	1167	
11/15/2011 22:00	1494.5	
11/15/2011 23:00	1014.8	46 944.2
11/16/2011 00:00	936.1	
11/16/2011 01:00	1023	
11/16/2011 02:00	824.8	
11/16/2011 03:00	646.5	
11/16/2011 04:00	653.6	
11/16/2011 05:00	1535.6	
11/16/2011 06:00	1443	
11/16/2011 07:00	960	
11/16/2011 08:00	977.7	
11/16/2011 09:00	1025.1	
11/16/2011 10:00	1160.1	
11/16/2011 11:00	1177	
11/16/2011 12:00	1136.6	
11/16/2011 13:00	1077	
11/16/2011 14:00	1031.5	
11/16/2011 15:00	960.9	
11/16/2011 16:00	964.8	
11/16/2011 17:00	904.3	
11/16/2011 18:00	890.7	
11/16/2011 19:00	912.1	
11/16/2011 20:00	897.2	

Time	Units 1&2 Combined	
	(Part 60 Data)	Day Count
11/16/2011 21:00	897.4	
11/16/2011 22:00	790.9	
11/16/2011 23:00	542.2	47
11/17/2011 00:00	553.7	
11/17/2011 01:00	583.5	
11/17/2011 02:00	602.9	
11/17/2011 03:00	687.6	
11/17/2011 04:00	1186.8	
11/17/2011 05:00	1248.1	
11/17/2011 06:00	1374.4	
11/17/2011 07:00	745.6	
11/17/2011 08:00	765.4	
11/17/2011 09:00	853.2	
11/17/2011 10:00	845.4	
11/17/2011 11:00	715.9	
11/17/2011 12:00	793.9	
11/17/2011 13:00	734.6	
11/17/2011 14:00	750.3	
11/17/2011 15:00	681.2	
11/17/2011 16:00	744.7	
11/17/2011 17:00	713.4	
11/17/2011 18:00	766.4	
11/17/2011 19:00	745.3	
11/17/2011 20:00	722.8	
11/17/2011 21:00	741.9	
11/17/2011 22:00	733.8	
11/17/2011 23:00	708.2	48
11/18/2011 00:00	747.6	
11/18/2011 01:00	807.2	
11/18/2011 02:00	761.3	
11/18/2011 03:00	731.4	
11/18/2011 04:00	717.5	
11/18/2011 05:00	713.6	
11/18/2011 06:00	720.9	
11/18/2011 07:00	724.3	
11/18/2011 08:00	725	
11/18/2011 09:00	735.1	
11/18/2011 10:00	753.3	
11/18/2011 11:00	715.5	
11/18/2011 12:00	753.3	
11/18/2011 13:00	854.8	
11/18/2011 14:00	699.5	
11/18/2011 15:00	768.6	
11/18/2011 16:00	808.3	
11/18/2011 17:00	971.2	

Time	Units 1&2 Combined	
	(Part 60 Data)	Day Count
11/18/2011 18:00	1321.8	
11/18/2011 19:00	1301.4	
11/18/2011 20:00	1379.6	
11/18/2011 21:00	1335.1	
11/18/2011 22:00	1015.1	
11/18/2011 23:00	1347.1	49
11/19/2011 00:00	1517.7	926.1
11/19/2011 01:00	1203.4	
11/19/2011 02:00	1034.6	
11/19/2011 03:00	1077.6	
11/19/2011 04:00	807.3	
11/19/2011 05:00	797.2	
11/19/2011 06:00	739.7	
11/19/2011 07:00	783.9	
11/19/2011 08:00	817.4	
11/19/2011 09:00	888.9	
11/19/2011 10:00	918.8	
11/19/2011 11:00	941.5	
11/19/2011 12:00	847.7	
11/19/2011 13:00	892.5	
11/19/2011 14:00	851.6	
11/19/2011 15:00	878.6	
11/19/2011 16:00	873.9	
11/19/2011 17:00	981.7	
11/19/2011 18:00	949.3	
11/19/2011 19:00	909.7	
11/19/2011 20:00	951.5	
11/19/2011 21:00	873.1	
11/19/2011 22:00	849.1	
11/19/2011 23:00	741.5	50
11/20/2011 00:00	731.5	915.3
11/20/2011 01:00	690.3	
11/20/2011 02:00	626	
11/20/2011 03:00	621.7	
11/20/2011 04:00	545.9	
11/20/2011 05:00	566.5	
11/20/2011 06:00	554.1	
11/20/2011 07:00	674.2	
11/20/2011 08:00	705	
11/20/2011 09:00	701.3	
11/20/2011 10:00	690	
11/20/2011 11:00	666.4	
11/20/2011 12:00	707.5	
11/20/2011 13:00	684.4	
11/20/2011 14:00	700.6	

Time	Units 1&2 Combined	
	(Part 60 Data)	Day Count
11/20/2011 15:00	713.5	
11/20/2011 16:00	725.4	
11/20/2011 17:00	731.1	
11/20/2011 18:00	699.9	
11/20/2011 19:00	747.5	
11/20/2011 20:00	725.2	
11/20/2011 21:00	603	
11/20/2011 22:00	598.1	
11/20/2011 23:00	568.2	51
11/21/2011 00:00	495.1	896.2
11/21/2011 01:00	522.1	
11/21/2011 02:00	527.2	
11/21/2011 03:00	481.2	
11/21/2011 04:00	508.2	
11/21/2011 05:00	604.6	
11/21/2011 06:00	742.2	
11/21/2011 07:00	754.2	
11/21/2011 08:00	483.6	
11/21/2011 09:00	665.8	
11/21/2011 10:00	698	
11/21/2011 11:00	622	
11/21/2011 12:00	629.2	
11/21/2011 13:00	696.9	
11/21/2011 14:00	739.4	
11/21/2011 15:00	749.8	
11/21/2011 16:00	744.4	
11/21/2011 17:00	722.6	
11/21/2011 18:00	741.9	
11/21/2011 19:00	777.8	
11/21/2011 20:00	736.9	
11/21/2011 21:00	668.7	
11/21/2011 22:00	613.4	
11/21/2011 23:00	740.9	52
11/22/2011 00:00	656.6	901.6
11/22/2011 01:00	664.6	
11/22/2011 02:00	659.5	
11/22/2011 03:00	676.5	
11/22/2011 04:00	623.7	
11/22/2011 05:00	601.4	
11/22/2011 06:00	780.2	
11/22/2011 07:00	681.3	
11/22/2011 08:00	719.8	
11/22/2011 09:00	847.4	
11/22/2011 10:00	942.4	
11/22/2011 11:00	694.5	

Time	Units 1&2 Combined	
	(Part 60 Data)	Day Count
11/22/2011 12:00	704.2	
11/22/2011 13:00	1124	
11/22/2011 14:00	1424.6	
11/22/2011 15:00	844.1	
11/22/2011 16:00	673.1	
11/22/2011 17:00	637.2	
11/22/2011 18:00	672.4	
11/22/2011 19:00	765.2	
11/22/2011 20:00	824	
11/22/2011 21:00	665.2	
11/22/2011 22:00	523.7	
11/22/2011 23:00	537.1	53 912.3
11/23/2011 00:00	587.8	
11/23/2011 01:00	733.4	
11/23/2011 02:00	1169.2	
11/23/2011 03:00	1276.7	
11/23/2011 04:00	1047.1	
11/23/2011 05:00	993.6	
11/23/2011 06:00	1331.5	
11/23/2011 07:00	1279.6	
11/23/2011 08:00	984.8	
11/23/2011 09:00	734.1	
11/23/2011 10:00	811.9	
11/23/2011 11:00	872.4	
11/23/2011 12:00	826.2	
11/23/2011 13:00	836.8	
11/23/2011 14:00	864.7	
11/23/2011 15:00	872.1	
11/23/2011 16:00	835.2	
11/23/2011 17:00	902.6	
11/23/2011 18:00	888.3	
11/23/2011 19:00	897	
11/23/2011 20:00	874.7	
11/23/2011 21:00	786.3	
11/23/2011 22:00	535.7	
11/23/2011 23:00	647.6	54 928.0
11/24/2011 00:00	677.7	
11/24/2011 01:00	627.4	
11/24/2011 02:00	613.1	
11/24/2011 03:00	597.4	
11/24/2011 04:00	563.8	
11/24/2011 05:00	650.4	
11/24/2011 06:00	625.1	
11/24/2011 07:00	705.5	
11/24/2011 08:00	690.9	

Time	Units 1&2 Combined	
	(Part 60 Data)	Day Count
11/24/2011 09:00	648.7	
11/24/2011 10:00	667.2	
11/24/2011 11:00	705.8	
11/24/2011 12:00	612.5	
11/24/2011 13:00	532.2	
11/24/2011 14:00	417.1	
11/24/2011 15:00	430.3	
11/24/2011 16:00	426.9	
11/24/2011 17:00	463.9	
11/24/2011 18:00	536.8	
11/24/2011 19:00	456.9	
11/24/2011 20:00	571.1	
11/24/2011 21:00	555.4	
11/24/2011 22:00	527.5	
11/24/2011 23:00	523.2	55
11/25/2011 00:00	458.2	931.3
11/25/2011 01:00	455.7	
11/25/2011 02:00	449.9	
11/25/2011 03:00	459.8	
11/25/2011 04:00	541.7	
11/25/2011 05:00	638.3	
11/25/2011 06:00	694.4	
11/25/2011 07:00	531	
11/25/2011 08:00	625.4	
11/25/2011 09:00	592	
11/25/2011 10:00	612.2	
11/25/2011 11:00	578.1	
11/25/2011 12:00	469.6	
11/25/2011 13:00	505.2	
11/25/2011 14:00	491.3	
11/25/2011 15:00	571	
11/25/2011 16:00	655.1	
11/25/2011 17:00	756.5	
11/25/2011 18:00	804	
11/25/2011 19:00	606.9	
11/25/2011 20:00	738.6	
11/25/2011 21:00	842	
11/25/2011 22:00	775.8	
11/25/2011 23:00	731.8	56
11/26/2011 00:00	752.2	936.1
11/26/2011 01:00	755.2	
11/26/2011 02:00	726.7	
11/26/2011 03:00	744.4	
11/26/2011 04:00	773.2	
11/26/2011 05:00	702.5	

Time	Units 1&2 Combined	
	(Part 60 Data)	Day Count
11/26/2011 06:00	761.5	
11/26/2011 07:00	801.8	
11/26/2011 08:00	873	
11/26/2011 09:00	771.6	
11/26/2011 10:00	915.9	
11/26/2011 11:00	1008.7	
11/26/2011 12:00	1185.8	
11/26/2011 13:00	1527.6	
11/26/2011 14:00	1579.4	
11/26/2011 15:00	1073	
11/26/2011 16:00	1099.4	
11/26/2011 17:00	1194.7	
11/26/2011 18:00	1155.3	
11/26/2011 19:00	1029	
11/26/2011 20:00	944.8	
11/26/2011 21:00	713.9	
11/26/2011 22:00	723.8	
11/26/2011 23:00	722.6	57
11/27/2011 00:00	769.6	952.5
11/27/2011 01:00	653.7	
11/27/2011 02:00	681.1	
11/27/2011 03:00	691.1	
11/27/2011 04:00	669.4	
11/27/2011 05:00	673.9	
11/27/2011 06:00	704.3	
11/27/2011 07:00	622.7	
11/27/2011 08:00	652.4	
11/27/2011 09:00	732.9	
11/27/2011 10:00	712.4	
11/27/2011 11:00	699.4	
11/27/2011 12:00	699.4	
11/27/2011 13:00	673.8	
11/27/2011 14:00	660.6	
11/27/2011 15:00	698.6	
11/27/2011 16:00	619.7	
11/27/2011 17:00	702.5	
11/27/2011 18:00	826	
11/27/2011 19:00	759.8	
11/27/2011 20:00	734.8	
11/27/2011 21:00	889.9	
11/27/2011 22:00	836.3	
11/27/2011 23:00	734.7	58
11/28/2011 00:00	698	961.7
11/28/2011 01:00	622.2	
11/28/2011 02:00	601	

Time	Units 1&2 Combined	
	(Part 60 Data)	Day Count
11/28/2011 03:00	619.5	
11/28/2011 04:00	639.9	
11/28/2011 05:00	626.3	
11/28/2011 06:00	972.6	
11/28/2011 07:00	982	
11/28/2011 08:00	609.8	
11/28/2011 09:00	647.1	
11/28/2011 10:00	858.9	
11/28/2011 11:00	841	
11/28/2011 12:00	783.3	
11/28/2011 13:00	751	
11/28/2011 14:00	746.9	
11/28/2011 15:00	1124.6	
11/28/2011 16:00	1431.9	
11/28/2011 17:00	1285.4	
11/28/2011 18:00	1045.4	
11/28/2011 19:00	1098.2	
11/28/2011 20:00	1269.3	
11/28/2011 21:00	1235.9	
11/28/2011 22:00	943.5	
11/28/2011 23:00	837.9	59
11/29/2011 00:00	1076.4	976.0
11/29/2011 01:00	656.4	
11/29/2011 02:00	564.3	
11/29/2011 03:00	506.9	
11/29/2011 04:00	496.9	
11/29/2011 05:00	518	
11/29/2011 06:00	694.8	
11/29/2011 07:00	791	
11/29/2011 08:00	868.7	
11/29/2011 09:00	712.6	
11/29/2011 10:00	690.9	
11/29/2011 11:00	736.5	
11/29/2011 12:00	862.4	
11/29/2011 13:00	843.9	
11/29/2011 14:00	848.3	
11/29/2011 15:00	783.1	
11/29/2011 16:00	768.4	
11/29/2011 17:00	792	
11/29/2011 18:00	785	
11/29/2011 19:00	833.1	
11/29/2011 20:00	785.4	
11/29/2011 21:00	784.3	
11/29/2011 22:00	710	
11/29/2011 23:00	638.3	60
		966.2

	Units 1&2 Combined	
Time	(Part 60 Data)	Day Count
11/30/2011 00:00	881.9	
11/30/2011 01:00	727.5	
11/30/2011 02:00	624.2	
11/30/2011 03:00	665.1	
11/30/2011 04:00	727.6	
11/30/2011 05:00	657	
11/30/2011 06:00	685.4	
11/30/2011 07:00	669.4	
11/30/2011 08:00	671.3	
11/30/2011 09:00	686.4	
11/30/2011 10:00	705.9	
11/30/2011 11:00	725.5	
11/30/2011 12:00	700.8	
11/30/2011 13:00	705.4	
11/30/2011 14:00	712	
11/30/2011 15:00	727.4	
11/30/2011 16:00	714.6	
11/30/2011 17:00	713.7	
11/30/2011 18:00	721.9	
11/30/2011 19:00	741.3	
11/30/2011 20:00	780.1	
11/30/2011 21:00	758.1	
11/30/2011 22:00	741.3	
11/30/2011 23:00	713.9	61 946.4
12/01/2011 00:00	523.4	
12/01/2011 01:00	534.7	
12/01/2011 02:00	592.6	
12/01/2011 03:00	644.4	
12/01/2011 04:00	735.9	
12/01/2011 05:00	681	
12/01/2011 06:00	612.2	
12/01/2011 07:00	615.9	
12/01/2011 08:00	616.6	
12/01/2011 09:00	630.3	
12/01/2011 10:00	647.5	
12/01/2011 11:00	637.9	
12/01/2011 12:00	656.2	
12/01/2011 13:00	658.7	
12/01/2011 14:00	666.3	
12/01/2011 15:00	540.2	
12/01/2011 16:00	765.3	
12/01/2011 17:00	1259.7	
12/01/2011 18:00	818.5	
12/01/2011 19:00	672.3	
12/01/2011 20:00	645.5	

Time	Units 1&2 Combined	
	(Part 60 Data)	Day Count
12/01/2011 21:00	643.4	
12/01/2011 22:00	730.8	
12/01/2011 23:00	687.2	62
12/02/2011 00:00	507	952.3
12/02/2011 01:00	806.9	
12/02/2011 02:00	737.3	
12/02/2011 03:00	618.7	
12/02/2011 04:00	727.3	
12/02/2011 05:00	738	
12/02/2011 06:00	700.1	
12/02/2011 07:00	718.6	
12/02/2011 08:00	710.3	
12/02/2011 09:00	734	
12/02/2011 10:00	718.7	
12/02/2011 11:00	684.4	
12/02/2011 12:00	702	
12/02/2011 13:00	715.7	
12/02/2011 14:00	621.7	
12/02/2011 15:00	707.4	
12/02/2011 16:00	934	
12/02/2011 17:00	822.1	
12/02/2011 18:00	694.7	
12/02/2011 19:00	679.6	
12/02/2011 20:00	701.8	
12/02/2011 21:00	720.6	
12/02/2011 22:00	618.4	
12/02/2011 23:00	689.6	63
12/03/2011 00:00	858.2	961.8
12/03/2011 01:00	816.5	
12/03/2011 02:00	700	
12/03/2011 03:00	676.7	
12/03/2011 04:00	591.9	
12/03/2011 05:00	614.1	
12/03/2011 06:00	783.5	
12/03/2011 07:00	835	
12/03/2011 08:00	787.5	
12/03/2011 09:00	706.6	
12/03/2011 10:00	713.9	
12/03/2011 11:00	732.4	
12/03/2011 12:00	723.1	
12/03/2011 13:00	663.2	
12/03/2011 14:00	541.4	
12/03/2011 15:00	832.9	
12/03/2011 16:00	909.7	
12/03/2011 17:00	517.2	

Time	Units 1&2 Combined	
	(Part 60 Data)	Day Count
12/03/2011 18:00	560.2	
12/03/2011 19:00	723.8	
12/03/2011 20:00	766.8	
12/03/2011 21:00	1055.5	
12/03/2011 22:00	939.7	
12/03/2011 23:00	695	64
12/04/2011 00:00	906.2	970.9
12/04/2011 01:00	1126.3	
12/04/2011 02:00	1199.1	
12/04/2011 03:00	1017.5	
12/04/2011 04:00	1518.9	
12/04/2011 05:00	2328.8	
12/04/2011 06:00	2091.9	
12/04/2011 07:00	1762	
12/04/2011 08:00	2307.2	
12/04/2011 09:00	2338.8	
12/04/2011 10:00	1490.3	
12/04/2011 11:00	1538	
12/04/2011 12:00	1637.1	
12/04/2011 13:00	1594	
12/04/2011 14:00	1490.3	
12/04/2011 15:00	1456.6	
12/04/2011 16:00	1410.5	
12/04/2011 17:00	1753.7	
12/04/2011 18:00	1423.6	
12/04/2011 19:00	1285.6	
12/04/2011 20:00	1378.3	
12/04/2011 21:00	1344.1	
12/04/2011 22:00	1118.1	
12/04/2011 23:00	1090.3	65
12/05/2011 00:00	910.5	1005.2
12/05/2011 01:00	1009.6	
12/05/2011 02:00	1161.6	
12/05/2011 03:00	1069.4	
12/05/2011 04:00	1096.7	
12/05/2011 05:00	1111.4	
12/05/2011 06:00	1371	
12/05/2011 07:00	1327.6	
12/05/2011 08:00	1273.8	
12/05/2011 09:00	1367.4	
12/05/2011 10:00	1236.5	
12/05/2011 11:00	1423.6	
12/05/2011 12:00	1281.5	
12/05/2011 13:00	1327.9	
12/05/2011 14:00	1261.4	

	Units 1&2 Combined	
Time	(Part 60 Data)	Day Count
12/05/2011 15:00	1332.5	
12/05/2011 16:00	1567.2	
12/05/2011 17:00	1439.6	
12/05/2011 18:00	1361.4	
12/05/2011 19:00	1346.4	
12/05/2011 20:00	1267.6	
12/05/2011 21:00	1333.1	
12/05/2011 22:00	1192.4	
12/05/2011 23:00	1103.5	66
12/06/2011 00:00	1287.3	1033.3
12/06/2011 01:00	1341.7	
12/06/2011 02:00	1059.1	
12/06/2011 03:00	1140.6	
12/06/2011 04:00	1107.3	
12/06/2011 05:00	1277.6	
12/06/2011 06:00	1450.6	
12/06/2011 07:00	1235.4	
12/06/2011 08:00	1251.7	
12/06/2011 09:00	1408.3	
12/06/2011 10:00	1837.7	
12/06/2011 11:00	1394.2	
12/06/2011 12:00	1691.1	
12/06/2011 13:00	1821.2	
12/06/2011 14:00	1274.1	
12/06/2011 15:00	1285.1	
12/06/2011 16:00	1299.4	
12/06/2011 17:00	1441.7	
12/06/2011 18:00	1353	
12/06/2011 19:00	1321	
12/06/2011 20:00	1401.1	
12/06/2011 21:00	1456.8	
12/06/2011 22:00	1418	
12/06/2011 23:00	991.8	67
12/07/2011 00:00	1023.2	1050.5
12/07/2011 01:00	1425.9	
12/07/2011 02:00	1112.3	
12/07/2011 03:00	886.9	
12/07/2011 04:00	1190	
12/07/2011 05:00	1226.9	
12/07/2011 06:00	1272.6	
12/07/2011 07:00	1128.1	
12/07/2011 08:00	1182.9	
12/07/2011 09:00	1245	
12/07/2011 10:00	1272.8	
12/07/2011 11:00	1723.2	

Time	Units 1&2 Combined	
	(Part 60 Data)	Day Count
12/07/2011 12:00	1438.2	
12/07/2011 13:00	1079.5	
12/07/2011 14:00	1337	
12/07/2011 15:00	1220.9	
12/07/2011 16:00	1166.4	
12/07/2011 17:00	1769.5	
12/07/2011 18:00	1747.6	
12/07/2011 19:00	1703.9	
12/07/2011 20:00	1271.3	
12/07/2011 21:00	1587	
12/07/2011 22:00	1435.1	
12/07/2011 23:00	1313.9	68 1064.0
12/08/2011 00:00	1381.8	
12/08/2011 01:00	1253.5	
12/08/2011 02:00	1190.7	
12/08/2011 03:00	1083.2	
12/08/2011 04:00	1463	
12/08/2011 05:00	1143.4	
12/08/2011 06:00	1182.2	
12/08/2011 07:00	1247.7	
12/08/2011 08:00	1188.6	
12/08/2011 09:00	1133	
12/08/2011 10:00	1190.4	
12/08/2011 11:00	1176.3	
12/08/2011 12:00	1188.5	
12/08/2011 13:00	1147.4	
12/08/2011 14:00	1131.3	
12/08/2011 15:00	1117.4	
12/08/2011 16:00	1361	
12/08/2011 17:00	1358.3	
12/08/2011 18:00	1276.9	
12/08/2011 19:00	1167.6	
12/08/2011 20:00	1113.8	
12/08/2011 21:00	1135.2	
12/08/2011 22:00	1141.9	
12/08/2011 23:00	1079.1	69 1048.6
12/09/2011 00:00	1076.1	
12/09/2011 01:00	1149.4	
12/09/2011 02:00	1115.7	
12/09/2011 03:00	1176.7	
12/09/2011 04:00	1168	
12/09/2011 05:00	1087.6	
12/09/2011 06:00	1201.1	
12/09/2011 07:00	1246	
12/09/2011 08:00	1197.3	

	Units 1&2 Combined		
Time	(Part 60 Data)	Day Count	
12/09/2011 09:00	1238.8		
12/09/2011 10:00	1163.8		
12/09/2011 11:00	1029.8		
12/09/2011 12:00	1048.8		
12/09/2011 13:00	1070.6		
12/09/2011 14:00	1132.2		
12/09/2011 15:00	1039.5		
12/09/2011 16:00	1069.8		
12/09/2011 17:00	1239.2		
12/09/2011 18:00	1158.2		
12/09/2011 19:00	1161.4		
12/09/2011 20:00	1178.9		
12/09/2011 21:00	1133.6		
12/09/2011 22:00	975.3		
12/09/2011 23:00	989	70	1037.6
12/10/2011 00:00	966.7		
12/10/2011 01:00	1043.8		
12/10/2011 02:00	1084		
12/10/2011 03:00	940.9		
12/10/2011 04:00	918.9		
12/10/2011 05:00	1070.9		
12/10/2011 06:00	1055		
12/10/2011 07:00	1047.5		
12/10/2011 08:00	1152.2		
12/10/2011 09:00	1055.3		
12/10/2011 10:00	1114.2		
12/10/2011 11:00	1059.4		
12/10/2011 12:00	999.5		
12/10/2011 13:00	1033.2		
12/10/2011 14:00	875.7		
12/10/2011 15:00	987.9		
12/10/2011 16:00	1094		
12/10/2011 17:00	1400.1		
12/10/2011 18:00	1137		
12/10/2011 19:00	1083.1		
12/10/2011 20:00	1094		
12/10/2011 21:00	1172.7		
12/10/2011 22:00	1082.1		
12/10/2011 23:00	962.9	71	1011.2
12/11/2011 00:00	1174.9		
12/11/2011 01:00	1122.7		
12/11/2011 02:00	883.2		
12/11/2011 03:00	864.9		
12/11/2011 04:00	1294.9		
12/11/2011 05:00	923		

Time	Units 1&2 Combined	
	(Part 60 Data)	Day Count
12/11/2011 06:00	1029.8	
12/11/2011 07:00	1300.1	
12/11/2011 08:00	1230.8	
12/11/2011 09:00	1032.9	
12/11/2011 10:00	1097	
12/11/2011 11:00	988.8	
12/11/2011 12:00	976.1	
12/11/2011 13:00	945.1	
12/11/2011 14:00	891.7	
12/11/2011 15:00	894.3	
12/11/2011 16:00	1104.5	
12/11/2011 17:00	1342.1	
12/11/2011 18:00	1188.4	
12/11/2011 19:00	1123.8	
12/11/2011 20:00	1165.7	
12/11/2011 21:00	1092.8	
12/11/2011 22:00	1139.8	
12/11/2011 23:00	844.8	72
12/12/2011 00:00	907.2	993.4
12/12/2011 01:00	876.7	
12/12/2011 02:00	802.1	
12/12/2011 03:00	746	
12/12/2011 04:00	858.3	
12/12/2011 05:00	1002	
12/12/2011 06:00	1214.6	
12/12/2011 07:00	1086.8	
12/12/2011 08:00	989.3	
12/12/2011 09:00	1101.7	
12/12/2011 10:00	988.9	
12/12/2011 11:00	1001.3	
12/12/2011 12:00	1097.5	
12/12/2011 13:00	1113	
12/12/2011 14:00	983.3	
12/12/2011 15:00	1183.1	
12/12/2011 16:00	1389.9	
12/12/2011 17:00	1291.8	
12/12/2011 18:00	1251.2	
12/12/2011 19:00	1236.8	
12/12/2011 20:00	1155.3	
12/12/2011 21:00	1037.2	
12/12/2011 22:00	1012	
12/12/2011 23:00	1221	73
12/13/2011 00:00	1037.6	977.2
12/13/2011 01:00	915.9	
12/13/2011 02:00	1226.6	

Time	Units 1&2 Combined	
	(Part 60 Data)	Day Count
12/13/2011 03:00	1025.7	
12/13/2011 04:00	1003.3	
12/13/2011 05:00	977.1	
12/13/2011 06:00	1193.3	
12/13/2011 07:00	1079.7	
12/13/2011 08:00	1162.2	
12/13/2011 09:00	1013.9	
12/13/2011 10:00	1047.3	
12/13/2011 11:00	1169	
12/13/2011 12:00	1053	
12/13/2011 13:00	1104.9	
12/13/2011 14:00	1063.7	
12/13/2011 15:00	1079.7	
12/13/2011 16:00	1177	
12/13/2011 17:00	1161.4	
12/13/2011 18:00	1188.7	
12/13/2011 19:00	1219.7	
12/13/2011 20:00	1177.2	
12/13/2011 21:00	1183.4	
12/13/2011 22:00	937.9	
12/13/2011 23:00	834.7	74
12/14/2011 00:00	947.3	964.7
12/14/2011 01:00	1052.9	
12/14/2011 02:00	886.9	
12/14/2011 03:00	893.1	
12/14/2011 04:00	945.4	
12/14/2011 05:00	947.2	
12/14/2011 06:00	1179.3	
12/14/2011 07:00	1255.7	
12/14/2011 08:00	1081.9	
12/14/2011 09:00	1102.3	
12/14/2011 10:00	1138.5	
12/14/2011 11:00	1248.5	
12/14/2011 12:00	1240	
12/14/2011 13:00	1303.3	
12/14/2011 14:00	1262.1	
12/14/2011 15:00	1227.3	
12/14/2011 16:00	1323.4	
12/14/2011 17:00	1463.7	
12/14/2011 18:00	1056.3	
12/14/2011 19:00	1297.7	
12/14/2011 20:00	1113.6	
12/14/2011 21:00	1168.5	
12/14/2011 22:00	929.6	
12/14/2011 23:00	750.8	75
		951.2

	Units 1&2 Combined	
Time	(Part 60 Data)	Day Count
12/15/2011 00:00	979.8	
12/15/2011 01:00	742.7	
12/15/2011 02:00	513.2	
12/15/2011 03:00	567.8	
12/15/2011 04:00	466	
12/15/2011 05:00	552.8	
12/15/2011 06:00	891.3	
12/15/2011 07:00	987	
12/15/2011 08:00	800.7	
12/15/2011 09:00	610.1	
12/15/2011 10:00	658.6	
12/15/2011 11:00	701.3	
12/15/2011 12:00	563.3	
12/15/2011 13:00	602.6	
12/15/2011 14:00	791.8	
12/15/2011 15:00	724.9	
12/15/2011 16:00	719.6	
12/15/2011 17:00	917.5	
12/15/2011 18:00	668.4	
12/15/2011 19:00	919.4	
12/15/2011 20:00	898.3	
12/15/2011 21:00	737	
12/15/2011 22:00	671.5	
12/15/2011 23:00	842.3	76
12/16/2011 00:00	792	925.4
12/16/2011 01:00	731.3	
12/16/2011 02:00	744.6	
12/16/2011 03:00	798.4	
12/16/2011 04:00	892.5	
12/16/2011 05:00	858.7	
12/16/2011 06:00	1112.6	
12/16/2011 07:00	1112.4	
12/16/2011 08:00	876.1	
12/16/2011 09:00	1059.1	
12/16/2011 10:00	1083.8	
12/16/2011 11:00	1141.4	
12/16/2011 12:00	1163.5	
12/16/2011 13:00	1100.5	
12/16/2011 14:00	996.8	
12/16/2011 15:00	1090.4	
12/16/2011 16:00	1132.7	
12/16/2011 17:00	1064.6	
12/16/2011 18:00	1051.9	
12/16/2011 19:00	966.3	
12/16/2011 20:00	898.5	

Time	Units 1&2 Combined	
	(Part 60 Data)	Day Count
12/16/2011 21:00	832.4	
12/16/2011 22:00	762.3	
12/16/2011 23:00	747.4	77
12/17/2011 00:00	680.2	924.9
12/17/2011 01:00	808.9	
12/17/2011 02:00	740.6	
12/17/2011 03:00	737.7	
12/17/2011 04:00	785.4	
12/17/2011 05:00	731.2	
12/17/2011 06:00	839.2	
12/17/2011 07:00	805.7	
12/17/2011 08:00	889.5	
12/17/2011 09:00	952	
12/17/2011 10:00	1019.7	
12/17/2011 11:00	948.2	
12/17/2011 12:00	1044	
12/17/2011 13:00	1035.1	
12/17/2011 14:00	1098.7	
12/17/2011 15:00	1189.5	
12/17/2011 16:00	1222.9	
12/17/2011 17:00	1110	
12/17/2011 18:00	1270.8	
12/17/2011 19:00	1274.7	
12/17/2011 20:00	1244.5	
12/17/2011 21:00	1127.7	
12/17/2011 22:00	979.1	
12/17/2011 23:00	1011.2	78
12/18/2011 00:00	1152.2	931.2
12/18/2011 01:00	1253.5	
12/18/2011 02:00	811.6	
12/18/2011 03:00	844.8	
12/18/2011 04:00	1060	
12/18/2011 05:00	1238.4	
12/18/2011 06:00	1224	
12/18/2011 07:00	1101.9	
12/18/2011 08:00	1130.4	
12/18/2011 09:00	949.4	
12/18/2011 10:00	979.9	
12/18/2011 11:00	1126.7	
12/18/2011 12:00	1222.2	
12/18/2011 13:00	1124.4	
12/18/2011 14:00	1219.7	
12/18/2011 15:00	1156.3	
12/18/2011 16:00	1207.6	
12/18/2011 17:00	1522.8	

Time	Units 1&2 Combined	
	(Part 60 Data)	Day Count
12/18/2011 18:00	1274.6	
12/18/2011 19:00	1166.4	
12/18/2011 20:00	1135.8	
12/18/2011 21:00	1019.1	
12/18/2011 22:00	971.3	
12/18/2011 23:00	994.6	79
12/19/2011 00:00	1164.8	938.8
12/19/2011 01:00	1227.5	
12/19/2011 02:00	1018.9	
12/19/2011 03:00	1156.8	
12/19/2011 04:00	1348	
12/19/2011 05:00	1340.3	
12/19/2011 06:00	1330.5	
12/19/2011 07:00	1199.5	
12/19/2011 08:00	1462.1	
12/19/2011 09:00	1386.7	
12/19/2011 10:00	1296.3	
12/19/2011 11:00	1323.4	
12/19/2011 12:00	1163	
12/19/2011 13:00	1071.7	
12/19/2011 14:00	1041.2	
12/19/2011 15:00	1412.9	
12/19/2011 16:00	1322.7	
12/19/2011 17:00	1358.2	
12/19/2011 18:00	1109.6	
12/19/2011 19:00	975.2	
12/19/2011 20:00	1076.4	
12/19/2011 21:00	1106	
12/19/2011 22:00	1023.5	
12/19/2011 23:00	855.1	80
12/20/2011 00:00	951.7	948.0
12/20/2011 01:00	840	
12/20/2011 02:00	1031.7	
12/20/2011 03:00	865.2	
12/20/2011 04:00	1060.2	
12/20/2011 05:00	1007.4	
12/20/2011 06:00	1272.8	
12/20/2011 07:00	1508.6	
12/20/2011 08:00	1264.5	
12/20/2011 09:00	1011.9	
12/20/2011 10:00	1159.2	
12/20/2011 11:00	1295	
12/20/2011 12:00	1195.3	
12/20/2011 13:00	1175.1	
12/20/2011 14:00	1291.6	

Time	Units 1&2 Combined	
	(Part 60 Data)	Day Count
12/20/2011 15:00	1190.2	
12/20/2011 16:00	1436.4	
12/20/2011 17:00	1548.7	
12/20/2011 18:00	1471.8	
12/20/2011 19:00	1458.1	
12/20/2011 20:00	1406.7	
12/20/2011 21:00	1262.5	
12/20/2011 22:00	878	
12/20/2011 23:00	972	81
12/21/2011 00:00	1016.6	965.5
12/21/2011 01:00	971.2	
12/21/2011 02:00	860	
12/21/2011 03:00	893.9	
12/21/2011 04:00	923	
12/21/2011 05:00	927.4	
12/21/2011 06:00	1230.1	
12/21/2011 07:00	1008.1	
12/21/2011 08:00	894.4	
12/21/2011 09:00	893	
12/21/2011 10:00	1065.5	
12/21/2011 11:00	973.6	
12/21/2011 12:00	1006.7	
12/21/2011 13:00	869	
12/21/2011 14:00	1143.3	
12/21/2011 15:00	898	
12/21/2011 16:00	1003.1	
12/21/2011 17:00	1206.8	
12/21/2011 18:00	603.4	
12/21/2011 19:00	712.2	
12/21/2011 20:00	1436.1	
12/21/2011 21:00	1184.9	
12/21/2011 22:00	752	
12/21/2011 23:00	1232.1	82
12/22/2011 00:00	1261.2	976.7
12/22/2011 01:00	935.1	
12/22/2011 02:00	1019.4	
12/22/2011 03:00	968	
12/22/2011 04:00	886.9	
12/22/2011 05:00	946.7	
12/22/2011 06:00	1000.5	
12/22/2011 07:00	961.5	
12/22/2011 08:00	818.9	
12/22/2011 09:00	893.5	
12/22/2011 10:00	846.2	
12/22/2011 11:00	783.8	

Time	Units 1&2 Combined	
	(Part 60 Data)	Day Count
12/22/2011 12:00	617.3	
12/22/2011 13:00	597.1	
12/22/2011 14:00	870.2	
12/22/2011 15:00	822.7	
12/22/2011 16:00	936.4	
12/22/2011 17:00	967.7	
12/22/2011 18:00	974.5	
12/22/2011 19:00	864.3	
12/22/2011 20:00	844.9	
12/22/2011 21:00	706.8	
12/22/2011 22:00	585.8	
12/22/2011 23:00	628.6	83
12/23/2011 00:00	848.9	980.5
12/23/2011 01:00	673.1	
12/23/2011 02:00	581	
12/23/2011 03:00	585.5	
12/23/2011 04:00	542.7	
12/23/2011 05:00	551.6	
12/23/2011 06:00	611.7	
12/23/2011 07:00	645.6	
12/23/2011 08:00	480.1	
12/23/2011 09:00	576.2	
12/23/2011 10:00	783.9	
12/23/2011 11:00	596	
12/23/2011 12:00	654.3	
12/23/2011 13:00	686.7	
12/23/2011 14:00	675.2	
12/23/2011 15:00	726	
12/23/2011 16:00	792.7	
12/23/2011 17:00	995.6	
12/23/2011 18:00	849	
12/23/2011 19:00	864.7	
12/23/2011 20:00	880.9	
12/23/2011 21:00	861.6	
12/23/2011 22:00	597.7	
12/23/2011 23:00	678.6	84
12/24/2011 00:00	817.9	973.8
12/24/2011 01:00	730.8	
12/24/2011 02:00	692.4	
12/24/2011 03:00	654.2	
12/24/2011 04:00	718.4	
12/24/2011 05:00	611.8	
12/24/2011 06:00	620.8	
12/24/2011 07:00	612.5	
12/24/2011 08:00	627	

Time	Units 1&2 Combined	
	(Part 60 Data)	Day Count
12/24/2011 09:00	668.2	
12/24/2011 10:00	673	
12/24/2011 11:00	725.8	
12/24/2011 12:00	711.7	
12/24/2011 13:00	761.5	
12/24/2011 14:00	645.8	
12/24/2011 15:00	725.9	
12/24/2011 16:00	744.3	
12/24/2011 17:00	843.8	
12/24/2011 18:00	708.7	
12/24/2011 19:00	837.2	
12/24/2011 20:00	889.6	
12/24/2011 21:00	989.3	
12/24/2011 22:00	893.5	
12/24/2011 23:00	949	85
12/25/2011 00:00	845.6	979.4
12/25/2011 01:00	928.7	
12/25/2011 02:00	907.4	
12/25/2011 03:00	1143.3	
12/25/2011 04:00	998.2	
12/25/2011 05:00	737.2	
12/25/2011 06:00	956.2	
12/25/2011 07:00	900.1	
12/25/2011 08:00	747.7	
12/25/2011 09:00	941.1	
12/25/2011 10:00	797.2	
12/25/2011 11:00	793.3	
12/25/2011 12:00	765	
12/25/2011 13:00	696.1	
12/25/2011 14:00	749.4	
12/25/2011 15:00	667.5	
12/25/2011 16:00	713.6	
12/25/2011 17:00	894.6	
12/25/2011 18:00	874	
12/25/2011 19:00	911.3	
12/25/2011 20:00	865	
12/25/2011 21:00	885.8	
12/25/2011 22:00	840.3	
12/25/2011 23:00	722.5	86
12/26/2011 00:00	780.1	987.3
12/26/2011 01:00	727.6	
12/26/2011 02:00	666	
12/26/2011 03:00	728	
12/26/2011 04:00	841.1	
12/26/2011 05:00	739.1	

	Units 1&2 Combined	
Time	(Part 60 Data)	Day Count
12/26/2011 06:00	770.7	
12/26/2011 07:00	794.6	
12/26/2011 08:00	848	
12/26/2011 09:00	816.5	
12/26/2011 10:00	777.4	
12/26/2011 11:00	771.5	
12/26/2011 12:00	762.2	
12/26/2011 13:00	701.5	
12/26/2011 14:00	671.9	
12/26/2011 15:00	756.1	
12/26/2011 16:00	739	
12/26/2011 17:00	799.9	
12/26/2011 18:00	755.3	
12/26/2011 19:00	763.4	
12/26/2011 20:00	745.9	
12/26/2011 21:00	883	
12/26/2011 22:00	718.9	
12/26/2011 23:00	688.8	87
12/27/2011 00:00	750.2	981.3
12/27/2011 01:00	816	
12/27/2011 02:00	686.4	
12/27/2011 03:00	709.4	
12/27/2011 04:00	765.4	
12/27/2011 05:00	653.2	
12/27/2011 06:00	1036	
12/27/2011 07:00	752.8	
12/27/2011 08:00	511.1	
12/27/2011 09:00	789.8	
12/27/2011 10:00	946.8	
12/27/2011 11:00	2109.1	
12/27/2011 12:00	1126.7	
12/27/2011 13:00	966.3	
12/27/2011 14:00	1339	
12/27/2011 15:00	1213	
12/27/2011 16:00	1418.6	
12/27/2011 17:00	1213.1	
12/27/2011 18:00	831.4	
12/27/2011 19:00	760.8	
12/27/2011 20:00	869.2	
12/27/2011 21:00	778.7	
12/27/2011 22:00	821	
12/27/2011 23:00	705.3	88
12/28/2011 00:00	630.8	988.9
12/28/2011 01:00	683.9	
12/28/2011 02:00	683.7	

Time	Units 1&2 Combined	
	(Part 60 Data)	Day Count
12/28/2011 03:00	680.8	
12/28/2011 04:00	771.8	
12/28/2011 05:00	709.4	
12/28/2011 06:00	895.3	
12/28/2011 07:00	868.5	
12/28/2011 08:00	896	
12/28/2011 09:00	821	
12/28/2011 10:00	794	
12/28/2011 11:00	976.9	
12/28/2011 12:00	973.7	
12/28/2011 13:00	861.2	
12/28/2011 14:00	1362.9	
12/28/2011 15:00	1062.7	
12/28/2011 16:00	861.5	
12/28/2011 17:00	1005.7	
12/28/2011 18:00	959.6	
12/28/2011 19:00	1045	
12/28/2011 20:00	1078.7	
12/28/2011 21:00	860	
12/28/2011 22:00	587.2	
12/28/2011 23:00	596.8	89
12/29/2011 00:00	663.7	988.1
12/29/2011 01:00	505	
12/29/2011 02:00	459	
12/29/2011 03:00	517.4	
12/29/2011 04:00	671.7	
12/29/2011 05:00	516.6	
12/29/2011 06:00	709.7	
12/29/2011 07:00	654.7	
12/29/2011 08:00	615.5	
12/29/2011 09:00	675	
12/29/2011 10:00	649.4	
12/29/2011 11:00	664.9	
12/29/2011 12:00	690.9	
12/29/2011 13:00	724.4	
12/29/2011 14:00	710.4	
12/29/2011 15:00	770.1	
12/29/2011 16:00	757.1	
12/29/2011 17:00	898.4	
12/29/2011 18:00	791.9	
12/29/2011 19:00	813.4	
12/29/2011 20:00	817.6	
12/29/2011 21:00	813.3	
12/29/2011 22:00	770.1	
12/29/2011 23:00	792.4	90
		986.6

	Units 1&2 Combined	
Time	(Part 60 Data)	Day Count
12/30/2011 00:00	725.6	
12/30/2011 01:00	636.5	
12/30/2011 02:00	754	
12/30/2011 03:00	642.6	
12/30/2011 04:00	660.9	
12/30/2011 05:00	666.4	
12/30/2011 06:00	648.9	
12/30/2011 07:00	614.6	
12/30/2011 08:00	694.6	
12/30/2011 09:00	728.3	
12/30/2011 10:00	643.5	
12/30/2011 11:00	670.8	
12/30/2011 12:00	671.5	
12/30/2011 13:00	692.5	
12/30/2011 14:00	590.8	
12/30/2011 15:00	602.8	
12/30/2011 16:00	868.9	
12/30/2011 17:00	692.2	
12/30/2011 18:00	789.6	
12/30/2011 19:00	729.8	
12/30/2011 20:00	809.7	
12/30/2011 21:00	778.8	
12/30/2011 22:00	678.3	
12/30/2011 23:00	789.4	91 986.1
12/31/2011 00:00	546.7	
12/31/2011 01:00	440.7	
12/31/2011 02:00	519.8	
12/31/2011 03:00	495.4	
12/31/2011 04:00	500	
12/31/2011 05:00	491.4	
12/31/2011 06:00	483.2	
12/31/2011 07:00	452.3	
12/31/2011 08:00	662.9	
12/31/2011 09:00	609.7	
12/31/2011 10:00	642	
12/31/2011 11:00	620.3	
12/31/2011 12:00	598.5	
12/31/2011 13:00	495.4	
12/31/2011 14:00	454.3	
12/31/2011 15:00	486.6	
12/31/2011 16:00	662.4	
12/31/2011 17:00	776	
12/31/2011 18:00	594.2	
12/31/2011 19:00	621.7	
12/31/2011 20:00	575.3	

Time	Units 1&2 Combined	
	(Part 60 Data)	Day Count
12/31/2011 21:00	593.4	
12/31/2011 22:00	503.3	
12/31/2011 23:00	527	92
01/01/2012 00:00	557.6	982.1
01/01/2012 01:00	587.5	
01/01/2012 02:00	572	
01/01/2012 03:00	663	
01/01/2012 04:00	645	
01/01/2012 05:00	572.5	
01/01/2012 06:00	534	
01/01/2012 07:00	542.7	
01/01/2012 08:00	552.1	
01/01/2012 09:00	540.1	
01/01/2012 10:00	538.6	
01/01/2012 11:00	485.2	
01/01/2012 12:00	563.9	
01/01/2012 13:00	539.9	
01/01/2012 14:00	500.3	
01/01/2012 15:00	538.8	
01/01/2012 16:00	672.8	
01/01/2012 17:00	685.7	
01/01/2012 18:00	614.7	
01/01/2012 19:00	658.1	
01/01/2012 20:00	614.9	
01/01/2012 21:00	597.3	
01/01/2012 22:00	507.5	
01/01/2012 23:00	512	93
01/02/2012 00:00	422	977.6
01/02/2012 01:00	427.9	
01/02/2012 02:00	442.1	
01/02/2012 03:00	492.8	
01/02/2012 04:00	552.2	
01/02/2012 05:00	582.9	
01/02/2012 06:00	691.7	
01/02/2012 07:00	606.7	
01/02/2012 08:00	674.4	
01/02/2012 09:00	703.9	
01/02/2012 10:00	782.2	
01/02/2012 11:00	755.6	
01/02/2012 12:00	771.3	
01/02/2012 13:00	754.2	
01/02/2012 14:00	827.9	
01/02/2012 15:00	801.2	
01/02/2012 16:00	899.4	
01/02/2012 17:00	1022.9	

Time	Units 1&2 Combined	
	(Part 60 Data)	Day Count
01/02/2012 18:00	988.6	
01/02/2012 19:00	1021.1	
01/02/2012 20:00	1114.8	
01/02/2012 21:00	1141.7	
01/02/2012 22:00	1099.3	
01/02/2012 23:00	1047.7	94
01/03/2012 00:00	1013.9	978.8
01/03/2012 01:00	1033.7	
01/03/2012 02:00	973.1	
01/03/2012 03:00	894.9	
01/03/2012 04:00	905.4	
01/03/2012 05:00	1035.9	
01/03/2012 06:00	964.7	
01/03/2012 07:00	915.6	
01/03/2012 08:00	1072.5	
01/03/2012 09:00	888.2	
01/03/2012 10:00	977	
01/03/2012 11:00	963.4	
01/03/2012 12:00	1002.8	
01/03/2012 13:00	1055.5	
01/03/2012 14:00	1344	
01/03/2012 15:00	1824.7	
01/03/2012 16:00	1573	
01/03/2012 17:00	1319.9	
01/03/2012 18:00	1044	
01/03/2012 19:00	1019.5	
01/03/2012 20:00	1056.7	
01/03/2012 21:00	1029.5	
01/03/2012 22:00	962.6	
01/03/2012 23:00	969.9	95
01/04/2012 00:00	856.8	963.9
01/04/2012 01:00	731.1	
01/04/2012 02:00	902	
01/04/2012 03:00	920.7	
01/04/2012 04:00	819.4	
01/04/2012 05:00	1040.1	
01/04/2012 06:00	1017.2	
01/04/2012 07:00	987.2	
01/04/2012 08:00	910.1	
01/04/2012 09:00	1063	
01/04/2012 10:00	1038.9	
01/04/2012 11:00	1026	
01/04/2012 12:00	839.2	
01/04/2012 13:00	826.7	
01/04/2012 14:00	948.5	

	Units 1&2 Combined		
Time	(Part 60 Data)	Day Count	
01/04/2012 15:00	903.8		
01/04/2012 16:00	886.7		
01/04/2012 17:00	849		
01/04/2012 18:00	895.6		
01/04/2012 19:00	888.7		
01/04/2012 20:00	973		
01/04/2012 21:00	913.5		
01/04/2012 22:00	794.8		
01/04/2012 23:00	765.9	96	952.3
01/05/2012 00:00	775.1		
01/05/2012 01:00	720.1		
01/05/2012 02:00	767.3		
01/05/2012 03:00	778.4		
01/05/2012 04:00	858.7		
01/05/2012 05:00	914.1		
01/05/2012 06:00	1250.7		
01/05/2012 07:00	1198.4		
01/05/2012 08:00	887.4		
01/05/2012 09:00	895.4		
01/05/2012 10:00	1029.8		
01/05/2012 11:00	1584.4		
01/05/2012 12:00	1340.4		
01/05/2012 13:00	1129.9		
01/05/2012 14:00	1313		
01/05/2012 15:00	1074.7		
01/05/2012 16:00	912.9		
01/05/2012 17:00	915		
01/05/2012 18:00	736.1		
01/05/2012 19:00	713.3		
01/05/2012 20:00	695.8		
01/05/2012 21:00	650		
01/05/2012 22:00	543		
01/05/2012 23:00	568.9	97	938.0
01/06/2012 00:00	502.2		
01/06/2012 01:00	545.1		
01/06/2012 02:00	604.4		
01/06/2012 03:00	606.3		
01/06/2012 04:00	648.5		
01/06/2012 05:00	793.3		
01/06/2012 06:00	1039.9		
01/06/2012 07:00	1065.9		
01/06/2012 08:00	2283.3		
01/06/2012 09:00	1577.7		
01/06/2012 10:00	1656		
01/06/2012 11:00	1277		

Time	Units 1&2 Combined	
	(Part 60 Data)	Day Count
01/06/2012 12:00	1064.7	
01/06/2012 13:00	1045.6	
01/06/2012 14:00	1020.1	
01/06/2012 15:00	994.5	
01/06/2012 16:00	990.4	
01/06/2012 17:00	1038.2	
01/06/2012 18:00	832.2	
01/06/2012 19:00	908.4	
01/06/2012 20:00	927.1	
01/06/2012 21:00	802.9	
01/06/2012 22:00	646.6	
01/06/2012 23:00	744.5	98 926.6
01/07/2012 00:00	613.8	
01/07/2012 01:00	632.9	
01/07/2012 02:00	637.5	
01/07/2012 03:00	604	
01/07/2012 04:00	621.7	
01/07/2012 05:00	590.9	
01/07/2012 06:00	583.1	
01/07/2012 07:00	709.5	
01/07/2012 08:00	697.4	
01/07/2012 09:00	578.8	
01/07/2012 10:00	622.6	
01/07/2012 11:00	641.6	
01/07/2012 12:00	512.8	
01/07/2012 13:00	479.2	
01/07/2012 14:00	501.5	
01/07/2012 15:00	561.3	
01/07/2012 16:00	571.5	
01/07/2012 17:00	683.2	
01/07/2012 18:00	763.2	
01/07/2012 19:00	628.4	
01/07/2012 20:00	689.5	
01/07/2012 21:00	718.8	
01/07/2012 22:00	643.5	
01/07/2012 23:00	657.1	99 907.3
01/08/2012 00:00	467.9	
01/08/2012 01:00	492.6	
01/08/2012 02:00	564.1	
01/08/2012 03:00	504.1	
01/08/2012 04:00	581.2	
01/08/2012 05:00	505.8	
01/08/2012 06:00	623.6	
01/08/2012 07:00	710.3	
01/08/2012 08:00	635.5	

Time	Units 1&2 Combined	
	(Part 60 Data)	Day Count
01/08/2012 09:00	576.8	
01/08/2012 10:00	616.4	
01/08/2012 11:00	554.5	
01/08/2012 12:00	499.3	
01/08/2012 13:00	520	
01/08/2012 14:00	480.4	
01/08/2012 15:00	468.5	
01/08/2012 16:00	503.3	
01/08/2012 17:00	753.5	
01/08/2012 18:00	764.4	
01/08/2012 19:00	666.3	
01/08/2012 20:00	637.5	
01/08/2012 21:00	725.6	
01/08/2012 22:00	749.5	
01/08/2012 23:00	806.4	100
01/09/2012 00:00	619.5	889.8
01/09/2012 01:00	543.4	
01/09/2012 02:00	711.5	
01/09/2012 03:00	761.5	
01/09/2012 04:00	757.3	
01/09/2012 05:00	909.6	
01/09/2012 06:00	1095.7	
01/09/2012 07:00	935.6	
01/09/2012 08:00	882.2	
01/09/2012 09:00	892.2	
01/09/2012 10:00	882.1	
01/09/2012 11:00	895.6	
01/09/2012 12:00	813.1	
01/09/2012 13:00	841.6	
01/09/2012 14:00	914.7	
01/09/2012 15:00	860.4	
01/09/2012 16:00	816.4	
01/09/2012 17:00	792	
01/09/2012 18:00	793	
01/09/2012 19:00	799	
01/09/2012 20:00	831.9	
01/09/2012 21:00	787.8	
01/09/2012 22:00	738.8	
01/09/2012 23:00	666	101
01/10/2012 00:00	509.9	881.6
01/10/2012 01:00	272.7	
01/10/2012 02:00	282.3	
01/10/2012 03:00	205.3	
01/10/2012 04:00	223.7	
01/10/2012 05:00	244	

Time	Units 1&2 Combined	
	(Part 60 Data)	Day Count
01/10/2012 06:00	249.9	
01/10/2012 07:00	255.2	
01/10/2012 08:00	258.1	
01/10/2012 09:00	289.4	
01/10/2012 10:00	287.8	
01/10/2012 11:00	358.8	
01/10/2012 12:00	300.6	
01/10/2012 13:00	328.8	
01/10/2012 14:00	340.2	
01/10/2012 15:00	339.4	
01/10/2012 16:00	405.1	
01/10/2012 17:00	430.6	
01/10/2012 18:00	440.4	
01/10/2012 19:00	435.5	
01/10/2012 20:00	426.5	
01/10/2012 21:00	411.7	
01/10/2012 22:00	395.1	
01/10/2012 23:00	412.8	102
01/11/2012 00:00	359.8	857.2
01/11/2012 01:00	403.8	
01/11/2012 02:00	353.4	
01/11/2012 03:00	364.6	
01/11/2012 04:00	295.8	
01/11/2012 05:00	369.7	
01/11/2012 06:00	337.9	
01/11/2012 07:00	268	
01/11/2012 08:00	265.9	
01/11/2012 09:00	254	
01/11/2012 10:00	275.3	
01/11/2012 11:00	295.1	
01/11/2012 12:00	343.3	
01/11/2012 13:00	355.9	
01/11/2012 14:00	381.5	
01/11/2012 15:00	422.3	
01/11/2012 16:00	418.1	
01/11/2012 17:00	394.1	
01/11/2012 18:00	410.8	
01/11/2012 19:00	392.2	
01/11/2012 20:00	346.1	
01/11/2012 21:00	361.8	
01/11/2012 22:00	277.3	
01/11/2012 23:00	279.8	103
01/12/2012 00:00	247.5	833.2
01/12/2012 01:00	230.5	
01/12/2012 02:00	211.7	

Time	Units 1&2 Combined	
	(Part 60 Data)	Day Count
01/12/2012 03:00	222.5	
01/12/2012 04:00	203.6	
01/12/2012 05:00	190.4	
01/12/2012 06:00	219.5	
01/12/2012 07:00	254.9	
01/12/2012 08:00	212.2	
01/12/2012 09:00	223.4	
01/12/2012 10:00	226.3	
01/12/2012 11:00	227.7	
01/12/2012 12:00	221.3	
01/12/2012 13:00	214.8	
01/12/2012 14:00	231.2	
01/12/2012 15:00	227.1	
01/12/2012 16:00	250.7	
01/12/2012 17:00	231.8	
01/12/2012 18:00	255.4	
01/12/2012 19:00	279.3	
01/12/2012 20:00	296.7	
01/12/2012 21:00	277.7	
01/12/2012 22:00	285.6	
01/12/2012 23:00	311.5	104
01/13/2012 00:00	345.4	805.0
01/13/2012 01:00	301.3	
01/13/2012 02:00	394.1	
01/13/2012 03:00	405.6	
01/13/2012 04:00	281.5	
01/13/2012 05:00	616.2	
01/13/2012 06:00	355.1	
01/13/2012 07:00	500.1	
01/13/2012 08:00	573.3	
01/13/2012 09:00	507.2	
01/13/2012 10:00	505.3	
01/13/2012 11:00	510.1	
01/13/2012 12:00	518.9	
01/13/2012 13:00	482.9	
01/13/2012 14:00	479.2	
01/13/2012 15:00	375.8	
01/13/2012 16:00	518.6	
01/13/2012 17:00	432	
01/13/2012 18:00	420.5	
01/13/2012 19:00	529.1	
01/13/2012 20:00	500.5	
01/13/2012 21:00	479.2	
01/13/2012 22:00	383.5	
01/13/2012 23:00	404.8	105
		782.8

	Units 1&2 Combined	
Time	(Part 60 Data)	Day Count
01/14/2012 00:00	490.7	
01/14/2012 01:00	451.5	
01/14/2012 02:00	508.5	
01/14/2012 03:00	491.8	
01/14/2012 04:00	483.2	
01/14/2012 05:00	452.8	
01/14/2012 06:00	429.3	
01/14/2012 07:00	423.9	
01/14/2012 08:00	372.4	
01/14/2012 09:00	325.3	
01/14/2012 10:00	297	
01/14/2012 11:00	274.3	
01/14/2012 12:00	229.2	
01/14/2012 13:00	225.8	
01/14/2012 14:00	232.8	
01/14/2012 15:00	234.8	
01/14/2012 16:00	223.1	
01/14/2012 17:00	204.4	
01/14/2012 18:00	219.8	
01/14/2012 19:00	216	
01/14/2012 20:00	231.3	
01/14/2012 21:00	258.8	
01/14/2012 22:00	266.7	
01/14/2012 23:00	293	106 769.3
01/15/2012 00:00	289	
01/15/2012 01:00	256.5	
01/15/2012 02:00	307.7	
01/15/2012 03:00	368.2	
01/15/2012 04:00	414.7	
01/15/2012 05:00	436.2	
01/15/2012 06:00	464.5	
01/15/2012 07:00	489.1	
01/15/2012 08:00	452.1	
01/15/2012 09:00	458.9	
01/15/2012 10:00	458.9	
01/15/2012 11:00	455.3	
01/15/2012 12:00	468.2	
01/15/2012 13:00	471	
01/15/2012 14:00	470.7	
01/15/2012 15:00	499	
01/15/2012 16:00	457.8	
01/15/2012 17:00	479.9	
01/15/2012 18:00	449.7	
01/15/2012 19:00	461.9	
01/15/2012 20:00	443.7	

Time	Units 1&2 Combined	
	(Part 60 Data)	Day Count
01/15/2012 21:00	448.8	
01/15/2012 22:00	447.7	
01/15/2012 23:00	413	107
01/16/2012 00:00	426.5	751.8
01/16/2012 01:00	390.2	
01/16/2012 02:00	420.5	
01/16/2012 03:00	397.6	
01/16/2012 04:00	481.3	
01/16/2012 05:00	355.4	
01/16/2012 06:00	450.3	
01/16/2012 07:00	456.6	
01/16/2012 08:00	467.8	
01/16/2012 09:00	492	
01/16/2012 10:00	415.4	
01/16/2012 11:00	522.6	
01/16/2012 12:00	376	
01/16/2012 13:00	333.3	
01/16/2012 14:00	323.4	
01/16/2012 15:00	467.8	
01/16/2012 16:00	289.4	
01/16/2012 17:00	297.6	
01/16/2012 18:00	297.9	
01/16/2012 19:00	281.2	
01/16/2012 20:00	265.9	
01/16/2012 21:00	212.9	
01/16/2012 22:00	225.9	
01/16/2012 23:00	212	108
01/17/2012 00:00	255.7	731.4
01/17/2012 01:00	255.1	
01/17/2012 02:00	295.9	
01/17/2012 03:00	342.9	
01/17/2012 04:00	437.9	
01/17/2012 05:00	422.6	
01/17/2012 06:00	406.1	
01/17/2012 07:00	416.1	
01/17/2012 08:00	449.7	
01/17/2012 09:00	430.7	
01/17/2012 10:00	440.6	
01/17/2012 11:00	472.6	
01/17/2012 12:00	463	
01/17/2012 13:00	432.9	
01/17/2012 14:00	366.5	
01/17/2012 15:00	350	
01/17/2012 16:00	336.2	
01/17/2012 17:00	386.9	

Time	Units 1&2 Combined	
	(Part 60 Data)	Day Count
01/17/2012 18:00	384.5	
01/17/2012 19:00	432.2	
01/17/2012 20:00	431.3	
01/17/2012 21:00	446.7	
01/17/2012 22:00	452.2	
01/17/2012 23:00	464.3	109
01/18/2012 00:00	363.8	707.3
01/18/2012 01:00	324.6	
01/18/2012 02:00	381	
01/18/2012 03:00	312.6	
01/18/2012 04:00	386.3	
01/18/2012 05:00	440.1	
01/18/2012 06:00	389	
01/18/2012 07:00	349.4	
01/18/2012 08:00	408	
01/18/2012 09:00	431.8	
01/18/2012 10:00	294.4	
01/18/2012 11:00	285.9	
01/18/2012 12:00	389.4	
01/18/2012 13:00	344.9	
01/18/2012 14:00	314.7	
01/18/2012 15:00	403.1	
01/18/2012 16:00	383	
01/18/2012 17:00	398.1	
01/18/2012 18:00	482.3	
01/18/2012 19:00	466.6	
01/18/2012 20:00	466	
01/18/2012 21:00	469.7	
01/18/2012 22:00	476.9	
01/18/2012 23:00	457.7	110
01/19/2012 00:00	453.5	680.4
01/19/2012 01:00	449.9	
01/19/2012 02:00	484.3	
01/19/2012 03:00	534.1	
01/19/2012 04:00	475.1	
01/19/2012 05:00	445.9	
01/19/2012 06:00	509	
01/19/2012 07:00	421.4	
01/19/2012 08:00	434.4	
01/19/2012 09:00	415.9	
01/19/2012 10:00	404.1	
01/19/2012 11:00	414.3	
01/19/2012 12:00	396.3	
01/19/2012 13:00	396.1	
01/19/2012 14:00	381.7	

	Units 1&2 Combined	
Time	(Part 60 Data)	Day Count
01/19/2012 15:00	432.4	
01/19/2012 16:00	415.6	
01/19/2012 17:00	429.4	
01/19/2012 18:00	479.3	
01/19/2012 19:00	472.6	
01/19/2012 20:00	468.3	
01/19/2012 21:00	466.7	
01/19/2012 22:00	418.1	
01/19/2012 23:00	460.6	111
01/20/2012 00:00	464.2	655.6
01/20/2012 01:00	455.1	
01/20/2012 02:00	418.4	
01/20/2012 03:00	479.1	
01/20/2012 04:00	487.4	
01/20/2012 05:00	448.9	
01/20/2012 06:00	448.4	
01/20/2012 07:00	426	
01/20/2012 08:00	431.2	
01/20/2012 09:00	510.8	
01/20/2012 10:00	540	
01/20/2012 11:00	655.9	
01/20/2012 12:00	1010.5	
01/20/2012 13:00	974	
01/20/2012 14:00	775.9	
01/20/2012 15:00	435.1	
01/20/2012 16:00	304.3	
01/20/2012 17:00	312.3	
01/20/2012 18:00	532.7	
01/20/2012 19:00	721.3	
01/20/2012 20:00	797.1	
01/20/2012 21:00	795.7	
01/20/2012 22:00	1151.9	
01/20/2012 23:00	966.7	112
01/21/2012 00:00	899.5	642.9
01/21/2012 01:00	900	
01/21/2012 02:00	959.9	
01/21/2012 03:00	989.5	
01/21/2012 04:00	1140.5	
01/21/2012 05:00	1149	
01/21/2012 06:00	1067.3	
01/21/2012 07:00	1198.8	
01/21/2012 08:00	1159.1	
01/21/2012 09:00	1074.5	
01/21/2012 10:00	1199.3	
01/21/2012 11:00	1055.2	

Time	Units 1&2 Combined	
	(Part 60 Data)	Day Count
01/21/2012 12:00	831.1	
01/21/2012 13:00	761.2	
01/21/2012 14:00	645.7	
01/21/2012 15:00	445.6	
01/21/2012 16:00	279.4	
01/21/2012 17:00	179.5	
01/21/2012 18:00	139.6	
01/21/2012 19:00	231.2	
01/21/2012 20:00	310	
01/21/2012 21:00	254.8	
01/21/2012 22:00	358.3	
01/21/2012 23:00	505.7	113
01/22/2012 00:00	626.7	638.7
01/22/2012 01:00	692.3	
01/22/2012 02:00	536	
01/22/2012 03:00	756.9	
01/22/2012 04:00	862.4	
01/22/2012 05:00	685.9	
01/22/2012 06:00	947.3	
01/22/2012 07:00	1232.9	
01/22/2012 08:00	1026.7	
01/22/2012 09:00	899.7	
01/22/2012 10:00	857.4	
01/22/2012 11:00	756.5	
01/22/2012 12:00	760.6	
01/22/2012 13:00	708.5	
01/22/2012 14:00	739.3	
01/22/2012 15:00	693.1	
01/22/2012 16:00	441.3	
01/22/2012 17:00	334.5	
01/22/2012 18:00	530.3	
01/22/2012 19:00	599.5	
01/22/2012 20:00	618.3	
01/22/2012 21:00	591.2	
01/22/2012 22:00	670.1	
01/22/2012 23:00	607.5	114
01/23/2012 00:00	640.7	639.3
01/23/2012 01:00	808.1	
01/23/2012 02:00	772.7	
01/23/2012 03:00	698.1	
01/23/2012 04:00	795.3	
01/23/2012 05:00	793.4	
01/23/2012 06:00	824	
01/23/2012 07:00	916.8	
01/23/2012 08:00	651.8	

Time	Units 1&2 Combined	
	(Part 60 Data)	Day Count
01/23/2012 09:00	710.9	
01/23/2012 10:00	1007.7	
01/23/2012 11:00	942.5	
01/23/2012 12:00	875.7	
01/23/2012 13:00	832.6	
01/23/2012 14:00	885.1	
01/23/2012 15:00	774.4	
01/23/2012 16:00	794.5	
01/23/2012 17:00	889	
01/23/2012 18:00	1099.5	
01/23/2012 19:00	981.4	
01/23/2012 20:00	938.8	
01/23/2012 21:00	860.1	
01/23/2012 22:00	801.2	
01/23/2012 23:00	1028	115
01/24/2012 00:00	868.4	642.7
01/24/2012 01:00	748.6	
01/24/2012 02:00	735.6	
01/24/2012 03:00	758.6	
01/24/2012 04:00	925.2	
01/24/2012 05:00	843.8	
01/24/2012 06:00	1019.9	
01/24/2012 07:00	1226	
01/24/2012 08:00	1147.5	
01/24/2012 09:00	1082.9	
01/24/2012 10:00	1106.2	
01/24/2012 11:00	1205.2	
01/24/2012 12:00	1205.8	
01/24/2012 13:00	1158.1	
01/24/2012 14:00	1091	
01/24/2012 15:00	779.2	
01/24/2012 16:00	1103.2	
01/24/2012 17:00	1370	
01/24/2012 18:00	1044.3	
01/24/2012 19:00	1059.4	
01/24/2012 20:00	1050.4	
01/24/2012 21:00	1121.7	
01/24/2012 22:00	912.7	
01/24/2012 23:00	857.4	116
01/25/2012 00:00	946.3	648.5
01/25/2012 01:00	1031.4	
01/25/2012 02:00	906	
01/25/2012 03:00	948.6	
01/25/2012 04:00	938	
01/25/2012 05:00	1009.1	

	Units 1&2 Combined	
Time	(Part 60 Data)	Day Count
01/25/2012 06:00	1139.1	
01/25/2012 07:00	1142.8	
01/25/2012 08:00	939.3	
01/25/2012 09:00	880.3	
01/25/2012 10:00	1042.6	
01/25/2012 11:00	1150.5	
01/25/2012 12:00	1024.4	
01/25/2012 13:00	935.7	
01/25/2012 14:00	806.8	
01/25/2012 15:00	639.1	
01/25/2012 16:00	488.8	
01/25/2012 17:00	486.3	
01/25/2012 18:00	423.7	
01/25/2012 19:00	473.4	
01/25/2012 20:00	560.2	
01/25/2012 21:00	614.1	
01/25/2012 22:00	626.4	
01/25/2012 23:00	754	117
01/26/2012 00:00	836.9	650.8
01/26/2012 01:00	850.3	
01/26/2012 02:00	856.6	
01/26/2012 03:00	815.7	
01/26/2012 04:00	1084	
01/26/2012 05:00	1017.2	
01/26/2012 06:00	1053.5	
01/26/2012 07:00	1229.9	
01/26/2012 08:00	1241.3	
01/26/2012 09:00	1117.9	
01/26/2012 10:00	1142.5	
01/26/2012 11:00	1230	
01/26/2012 12:00	1206	
01/26/2012 13:00	1184.6	
01/26/2012 14:00	1057.2	
01/26/2012 15:00	1179.5	
01/26/2012 16:00	1260.6	
01/26/2012 17:00	1116.5	
01/26/2012 18:00	1097	
01/26/2012 19:00	1100.5	
01/26/2012 20:00	1094.1	
01/26/2012 21:00	684.7	
01/26/2012 22:00	463.8	
01/26/2012 23:00	373.1	118
01/27/2012 00:00	412.5	653.2
01/27/2012 01:00	458.6	
01/27/2012 02:00	488.2	

Time	Units 1&2 Combined	
	(Part 60 Data)	Day Count
01/27/2012 03:00	523.6	
01/27/2012 04:00	302.3	
01/27/2012 05:00	300.5	
01/27/2012 06:00	561.1	
01/27/2012 07:00	560.3	
01/27/2012 08:00	329.7	
01/27/2012 09:00	408.1	
01/27/2012 10:00	528	
01/27/2012 11:00	574.2	
01/27/2012 12:00	398.7	
01/27/2012 13:00	442.2	
01/27/2012 14:00	486.4	
01/27/2012 15:00	327.1	
01/27/2012 16:00	457.1	
01/27/2012 17:00	454.8	
01/27/2012 18:00	447.6	
01/27/2012 19:00	436.3	
01/27/2012 20:00	464.2	
01/27/2012 21:00	471	
01/27/2012 22:00	446.4	
01/27/2012 23:00	342.5	119
01/28/2012 00:00	451.6	639.2
01/28/2012 01:00	423.9	
01/28/2012 02:00	389.9	
01/28/2012 03:00	482.1	
01/28/2012 04:00	436.2	
01/28/2012 05:00	700	
01/28/2012 06:00	1597.4	
01/28/2012 07:00	676.7	
01/28/2012 08:00	494.2	
01/28/2012 09:00	861.6	
01/28/2012 10:00	546	
01/28/2012 11:00	749.6	
01/28/2012 12:00	586.3	
01/28/2012 13:00	383	
01/28/2012 14:00	339.2	
01/28/2012 15:00	427.8	
01/28/2012 16:00	640.9	
01/28/2012 17:00	656.2	
01/28/2012 18:00	499	
01/28/2012 19:00	352.8	
01/28/2012 20:00	393.2	
01/28/2012 21:00	1119.6	
01/28/2012 22:00	1743.6	
01/28/2012 23:00	811.6	120
		638.0

	Units 1&2 Combined	
Time	(Part 60 Data)	Day Count
01/29/2012 00:00	857.6	
01/29/2012 01:00	918.4	
01/29/2012 02:00	990.6	
01/29/2012 03:00	727.8	
01/29/2012 04:00	820.9	
01/29/2012 05:00	911.1	
01/29/2012 06:00	1308.1	
01/29/2012 07:00	1429.1	
01/29/2012 08:00	1376.9	
01/29/2012 09:00	1307.8	
01/29/2012 10:00	1593.1	
01/29/2012 11:00	1716.4	
01/29/2012 12:00	942.4	
01/29/2012 13:00	1166.9	
01/29/2012 14:00	1429.8	
01/29/2012 15:00	1209.3	
01/29/2012 16:00	1521.5	
01/29/2012 17:00	1901.1	
01/29/2012 18:00	2222.4	
01/29/2012 19:00	1620.4	
01/29/2012 20:00	1694.5	
01/29/2012 21:00	2164.3	
01/29/2012 22:00	1909.7	
01/29/2012 23:00	1228.4	121 660.5
01/30/2012 00:00	1293.6	
01/30/2012 01:00	1135	
01/30/2012 02:00	978.9	
01/30/2012 03:00	1187	
01/30/2012 04:00	1168.6	
01/30/2012 05:00	1299	
01/30/2012 06:00	1676.1	
01/30/2012 07:00	2119	
01/30/2012 08:00	1724.2	
01/30/2012 09:00	1454.3	
01/30/2012 10:00	1592.4	
01/30/2012 11:00	1790.6	
01/30/2012 12:00	1567.1	
01/30/2012 13:00	1533.7	
01/30/2012 14:00	1263.7	
01/30/2012 15:00	1084.8	
01/30/2012 16:00	1116.6	
01/30/2012 17:00	1181.3	
01/30/2012 18:00	1452.8	
01/30/2012 19:00	1253	
01/30/2012 20:00	1021.4	

	Units 1&2 Combined		
Time	(Part 60 Data)	Day Count	
01/30/2012 21:00	942.9		
01/30/2012 22:00	757.7		
01/30/2012 23:00	690.9	122	685.4
01/31/2012 00:00	674.9		
01/31/2012 01:00	583.5		
01/31/2012 02:00	406.2		
01/31/2012 03:00	438.2		
01/31/2012 04:00	519.8		
01/31/2012 05:00	746.2		
01/31/2012 06:00	896.6		
01/31/2012 07:00	1188.8		
01/31/2012 08:00	1679.6		
01/31/2012 09:00	1634.2		
01/31/2012 10:00	1437.4		
01/31/2012 11:00	1357.5		
01/31/2012 12:00	1490.7		
01/31/2012 13:00	1681.9		
01/31/2012 14:00	1688.9		
01/31/2012 15:00	1481.4		
01/31/2012 16:00	1374.4		
01/31/2012 17:00	1492.1		
01/31/2012 18:00	1569.4		
01/31/2012 19:00	1774.7		
01/31/2012 20:00	1709.1		
01/31/2012 21:00	1101.3		
01/31/2012 22:00	618.1		
01/31/2012 23:00	402.8	123	705.0
02/01/2012 00:00	446.3		
02/01/2012 01:00	469.8		
02/01/2012 02:00	462.6		
02/01/2012 03:00	476.2		
02/01/2012 04:00	499.1		
02/01/2012 05:00	528.9		
02/01/2012 06:00	918.8		
02/01/2012 07:00	1698.6		
02/01/2012 08:00	1762.7		
02/01/2012 09:00	1439.5		
02/01/2012 10:00	1281.5		
02/01/2012 11:00	1463.7		
02/01/2012 12:00	1580.5		
02/01/2012 13:00	1400.5		
02/01/2012 14:00	1158.1		
02/01/2012 15:00	1025.9		
02/01/2012 16:00	1166.5		
02/01/2012 17:00	1482.8		

Time	Units 1&2 Combined	
	(Part 60 Data)	Day Count
02/01/2012 18:00	1423.7	
02/01/2012 19:00	1257.2	
02/01/2012 20:00	1045.2	
02/01/2012 21:00	799.7	
02/01/2012 22:00	976.8	
02/01/2012 23:00	870.7	124
02/02/2012 00:00	777.7	714.8
02/02/2012 01:00	687.4	
02/02/2012 02:00	530.9	
02/02/2012 03:00	534.6	
02/02/2012 04:00	587	
02/02/2012 05:00	461.6	
02/02/2012 06:00	621.8	
02/02/2012 07:00	1234	
02/02/2012 08:00	1157.5	
02/02/2012 09:00	897	
02/02/2012 10:00	935.7	
02/02/2012 11:00	1004.5	
02/02/2012 12:00	1163.8	
02/02/2012 13:00	1226.1	
02/02/2012 14:00	1182.9	
02/02/2012 15:00	1099.4	
02/02/2012 16:00	1055.7	
02/02/2012 17:00	1067.9	
02/02/2012 18:00	1146.5	
02/02/2012 19:00	1197.4	
02/02/2012 20:00	694.8	
02/02/2012 21:00	467.6	
02/02/2012 22:00	359.7	
02/02/2012 23:00	287.1	125
02/03/2012 00:00	273.5	707.2
02/03/2012 01:00	221.3	
02/03/2012 02:00	231.8	
02/03/2012 03:00	232.4	
02/03/2012 04:00	316.5	
02/03/2012 05:00	615.4	
02/03/2012 06:00	977.1	
02/03/2012 07:00	898.1	
02/03/2012 08:00	692	
02/03/2012 09:00	765.3	
02/03/2012 10:00	723.4	
02/03/2012 11:00	730.8	
02/03/2012 12:00	686	
02/03/2012 13:00	760.5	
02/03/2012 14:00	550.4	

Time	Units 1&2 Combined	
	(Part 60 Data)	Day Count
02/03/2012 15:00	528	
02/03/2012 16:00	556	
02/03/2012 17:00	782.7	
02/03/2012 18:00	904.5	
02/03/2012 19:00	535.7	
02/03/2012 20:00	471.5	
02/03/2012 21:00	598.2	
02/03/2012 22:00	643.6	
02/03/2012 23:00	527.7	126
02/04/2012 00:00	383.3	696.7
02/04/2012 01:00	602.9	
02/04/2012 02:00	549.2	
02/04/2012 03:00	414.2	
02/04/2012 04:00	476.8	
02/04/2012 05:00	517.8	
02/04/2012 06:00	594.2	
02/04/2012 07:00	706.2	
02/04/2012 08:00	755.2	
02/04/2012 09:00	681.4	
02/04/2012 10:00	547.5	
02/04/2012 11:00	563.5	
02/04/2012 12:00	706.3	
02/04/2012 13:00	669.5	
02/04/2012 14:00	581.7	
02/04/2012 15:00	624.7	
02/04/2012 16:00	718.5	
02/04/2012 17:00	783.6	
02/04/2012 18:00	616.4	
02/04/2012 19:00	586.8	
02/04/2012 20:00	639.9	
02/04/2012 21:00	671.7	
02/04/2012 22:00	621.7	
02/04/2012 23:00	428	127
02/05/2012 00:00	435.1	685.8
02/05/2012 01:00	574.7	
02/05/2012 02:00	498.8	
02/05/2012 03:00	474.1	
02/05/2012 04:00	483.5	
02/05/2012 05:00	487	
02/05/2012 06:00	489.1	
02/05/2012 07:00	662.6	
02/05/2012 08:00	645.8	
02/05/2012 09:00	747.5	
02/05/2012 10:00	646	
02/05/2012 11:00	465.1	

Time	Units 1&2 Combined	
	(Part 60 Data)	Day Count
02/05/2012 12:00	590.3	
02/05/2012 13:00	738.8	
02/05/2012 14:00	630.3	
02/05/2012 15:00	433.3	
02/05/2012 16:00	621.2	
02/05/2012 17:00	817.4	
02/05/2012 18:00	754.1	
02/05/2012 19:00	561.5	
02/05/2012 20:00	499.8	
02/05/2012 21:00	493	
02/05/2012 22:00	562	
02/05/2012 23:00	444.1	128
02/06/2012 00:00	488	672.1
02/06/2012 01:00	530	
02/06/2012 02:00	612.9	
02/06/2012 03:00	603.6	
02/06/2012 04:00	681.9	
02/06/2012 05:00	837.6	
02/06/2012 06:00	799.9	
02/06/2012 07:00	662.2	
02/06/2012 08:00	649.9	
02/06/2012 09:00	632.8	
02/06/2012 10:00	706.5	
02/06/2012 11:00	741.7	
02/06/2012 12:00	645.3	
02/06/2012 13:00	520	
02/06/2012 14:00	637.2	
02/06/2012 15:00	613.9	
02/06/2012 16:00	759.5	
02/06/2012 17:00	768.5	
02/06/2012 18:00	830.9	
02/06/2012 19:00	676	
02/06/2012 20:00	621.8	
02/06/2012 21:00	550.7	
02/06/2012 22:00	493.1	
02/06/2012 23:00	554	129
02/07/2012 00:00	633	673.0
02/07/2012 01:00	516.7	
02/07/2012 02:00	451.8	
02/07/2012 03:00	606.9	
02/07/2012 04:00	556.9	
02/07/2012 05:00	503.5	
02/07/2012 06:00	782.4	
02/07/2012 07:00	1064.1	
02/07/2012 08:00	872	

	Units 1&2 Combined		
Time	(Part 60 Data)	Day Count	
02/07/2012 09:00	704.6		
02/07/2012 10:00	636.7		
02/07/2012 11:00	607.7		
02/07/2012 12:00	877.5		
02/07/2012 13:00	789.9		
02/07/2012 14:00	707.2		
02/07/2012 15:00	695.1		
02/07/2012 16:00	761.8		
02/07/2012 17:00	924.4		
02/07/2012 18:00	923.9		
02/07/2012 19:00	727.5		
02/07/2012 20:00	722.7		
02/07/2012 21:00	702.2		
02/07/2012 22:00	692.2		
02/07/2012 23:00	743.6	130	676.9
02/08/2012 00:00	770.3		
02/08/2012 01:00	567.6		
02/08/2012 02:00	611.6		
02/08/2012 03:00	683.6		
02/08/2012 04:00	540.6		
02/08/2012 05:00	435.3		
02/08/2012 06:00	779.1		
02/08/2012 07:00	948.5		
02/08/2012 08:00	726.3		
02/08/2012 09:00	635.6		
02/08/2012 10:00	644.7		
02/08/2012 11:00	684.7		
02/08/2012 12:00	630.7		
02/08/2012 13:00	668.6		
02/08/2012 14:00	589		
02/08/2012 15:00	711		
02/08/2012 16:00	671.3		
02/08/2012 17:00	884.3		
02/08/2012 18:00	843.6		
02/08/2012 19:00	720.4		
02/08/2012 20:00	559		
02/08/2012 21:00	600		
02/08/2012 22:00	772.7		
02/08/2012 23:00	892.2	131	672.8
02/09/2012 00:00	530.3		
02/09/2012 01:00	598.7		
02/09/2012 02:00	574.1		
02/09/2012 03:00	659.3		
02/09/2012 04:00	609.9		
02/09/2012 05:00	634.7		

	Units 1&2 Combined	
Time	(Part 60 Data)	Day Count
02/09/2012 06:00	972.3	
02/09/2012 07:00	868.6	
02/09/2012 08:00	602.9	
02/09/2012 09:00	646.8	
02/09/2012 10:00	723.1	
02/09/2012 11:00	728.7	
02/09/2012 12:00	568.3	
02/09/2012 13:00	667.2	
02/09/2012 14:00	587.1	
02/09/2012 15:00	570.6	
02/09/2012 16:00	600.4	
02/09/2012 17:00	804.2	
02/09/2012 18:00	956.4	
02/09/2012 19:00	804.3	
02/09/2012 20:00	696.2	
02/09/2012 21:00	534.9	
02/09/2012 22:00	503.3	
02/09/2012 23:00	611.6	132
02/10/2012 00:00	563.5	683.8
02/10/2012 01:00	594.9	
02/10/2012 02:00	519.5	
02/10/2012 03:00	595.3	
02/10/2012 04:00	623	
02/10/2012 05:00	717.9	
02/10/2012 06:00	850	
02/10/2012 07:00	872.9	
02/10/2012 08:00	691.6	
02/10/2012 09:00	648.2	
02/10/2012 10:00	849.7	
02/10/2012 11:00	999	
02/10/2012 12:00	839.6	
02/10/2012 13:00	626.4	
02/10/2012 14:00	609.5	
02/10/2012 15:00	830.5	
02/10/2012 16:00	900.2	
02/10/2012 17:00	937.5	
02/10/2012 18:00	721.7	
02/10/2012 19:00	778	
02/10/2012 20:00	756	
02/10/2012 21:00	812.2	
02/10/2012 22:00	788.6	
02/10/2012 23:00	838.6	133
02/11/2012 00:00	655.4	697.4
02/11/2012 01:00	749.4	
02/11/2012 02:00	726.1	

Time	Units 1&2 Combined	
	(Part 60 Data)	Day Count
02/11/2012 03:00	715.6	
02/11/2012 04:00	689.1	
02/11/2012 05:00	758.1	
02/11/2012 06:00	783.4	
02/11/2012 07:00	865.1	
02/11/2012 08:00	825.7	
02/11/2012 09:00	889	
02/11/2012 10:00	799.8	
02/11/2012 11:00	778.9	
02/11/2012 12:00	1061.2	
02/11/2012 13:00	1370.5	
02/11/2012 14:00	1361.7	
02/11/2012 15:00	1494.7	
02/11/2012 16:00	1417.3	
02/11/2012 17:00	1640.9	
02/11/2012 18:00	1938.1	
02/11/2012 19:00	1627.8	
02/11/2012 20:00	1381.5	
02/11/2012 21:00	1583.5	
02/11/2012 22:00	1406.8	
02/11/2012 23:00	1439.3	134
02/12/2012 00:00	1399.2	726.8
02/12/2012 01:00	1325.9	
02/12/2012 02:00	1154.8	
02/12/2012 03:00	1307.4	
02/12/2012 04:00	1322.6	
02/12/2012 05:00	1084.5	
02/12/2012 06:00	1269	
02/12/2012 07:00	1269.6	
02/12/2012 08:00	1540.6	
02/12/2012 09:00	891.4	
02/12/2012 10:00	775.1	
02/12/2012 11:00	1142.8	
02/12/2012 12:00	1161.3	
02/12/2012 13:00	931	
02/12/2012 14:00	965.4	
02/12/2012 15:00	1166.1	
02/12/2012 16:00	1096	
02/12/2012 17:00	1290.5	
02/12/2012 18:00	1213.9	
02/12/2012 19:00	1068.6	
02/12/2012 20:00	1196.9	
02/12/2012 21:00	1166.6	
02/12/2012 22:00	1194.8	
02/12/2012 23:00	1141.2	135
		750.8

Time	Units 1&2 Combined	
	(Part 60 Data)	Day Count
02/13/2012 00:00	1068.6	
02/13/2012 01:00	1019.3	
02/13/2012 02:00	899.9	
02/13/2012 03:00	1088.8	
02/13/2012 04:00	1110.3	
02/13/2012 05:00	1128.7	
02/13/2012 06:00	1223.5	
02/13/2012 07:00	933.7	
02/13/2012 08:00	942.1	
02/13/2012 09:00	1261.1	
02/13/2012 10:00	1110.1	
02/13/2012 11:00	976	
02/13/2012 12:00	932.7	
02/13/2012 13:00	1305	
02/13/2012 14:00	986.1	
02/13/2012 15:00	1213.2	
02/13/2012 16:00	1125.2	
02/13/2012 17:00	1006.7	
02/13/2012 18:00	1390.8	
02/13/2012 19:00	1175	
02/13/2012 20:00	1137.2	
02/13/2012 21:00	1113.2	
02/13/2012 22:00	982.6	
02/13/2012 23:00	1030.3	136
02/14/2012 00:00	1066.5	776.2
02/14/2012 01:00	979	
02/14/2012 02:00	937	
02/14/2012 03:00	916	
02/14/2012 04:00	973.6	
02/14/2012 05:00	961.8	
02/14/2012 06:00	1374.8	
02/14/2012 07:00	1326.1	
02/14/2012 08:00	1226	
02/14/2012 09:00	1329.7	
02/14/2012 10:00	1341.7	
02/14/2012 11:00	1538.1	
02/14/2012 12:00	1850.8	
02/14/2012 13:00	1722.9	
02/14/2012 14:00	1409.1	
02/14/2012 15:00	1370.7	
02/14/2012 16:00	1422.6	
02/14/2012 17:00	1372.4	
02/14/2012 18:00	1552.3	
02/14/2012 19:00	1404.6	
02/14/2012 20:00	1270.4	

Time	Units 1&2 Combined	
	(Part 60 Data)	Day Count
02/14/2012 21:00	1401.3	
02/14/2012 22:00	1462.2	
02/14/2012 23:00	1242	137
02/15/2012 00:00	1124	805.5
02/15/2012 01:00	1048.3	
02/15/2012 02:00	963.1	
02/15/2012 03:00	1091.6	
02/15/2012 04:00	1038.8	
02/15/2012 05:00	1113.5	
02/15/2012 06:00	1236.9	
02/15/2012 07:00	1589.9	
02/15/2012 08:00	1382.5	
02/15/2012 09:00	1283.8	
02/15/2012 10:00	1316.1	
02/15/2012 11:00	1337.1	
02/15/2012 12:00	1124.5	
02/15/2012 13:00	1402.5	
02/15/2012 14:00	1196.6	
02/15/2012 15:00	1203.5	
02/15/2012 16:00	1344.8	
02/15/2012 17:00	1560.9	
02/15/2012 18:00	1748.4	
02/15/2012 19:00	1519.2	
02/15/2012 20:00	1426.6	
02/15/2012 21:00	1053.3	
02/15/2012 22:00	902	
02/15/2012 23:00	929.4	138
02/16/2012 00:00	942.6	834.8
02/16/2012 01:00	871.3	
02/16/2012 02:00	782.1	
02/16/2012 03:00	808.3	
02/16/2012 04:00	791.5	
02/16/2012 05:00	921.6	
02/16/2012 06:00	1199.7	
02/16/2012 07:00	1278.4	
02/16/2012 08:00	996	
02/16/2012 09:00	1099	
02/16/2012 10:00	1236.4	
02/16/2012 11:00	1246.4	
02/16/2012 12:00	1217.9	
02/16/2012 13:00	1188.3	
02/16/2012 14:00	1187.5	
02/16/2012 15:00	1174.6	
02/16/2012 16:00	1323.1	
02/16/2012 17:00	1386.2	

	Units 1&2 Combined		
Time	(Part 60 Data)	Day Count	
02/16/2012 18:00	1316.2		
02/16/2012 19:00	1163.9		
02/16/2012 20:00	1199.2		
02/16/2012 21:00	999.6		
02/16/2012 22:00	1023.6		
02/16/2012 23:00	990.5	139	858.1
02/17/2012 00:00	954.1		
02/17/2012 01:00	924.8		
02/17/2012 02:00	893.2		
02/17/2012 03:00	964.7		
02/17/2012 04:00	997.4		
02/17/2012 05:00	1104.6		
02/17/2012 06:00	1239.2		
02/17/2012 07:00	1172.1		
02/17/2012 08:00	998.6		
02/17/2012 09:00	1097.3		
02/17/2012 10:00	1110.8		
02/17/2012 11:00	982.8		
02/17/2012 12:00	1057.7		
02/17/2012 13:00	898.9		
02/17/2012 14:00	836.5		
02/17/2012 15:00	771.8		
02/17/2012 16:00	706		
02/17/2012 17:00	554.4		
02/17/2012 18:00	561		
02/17/2012 19:00	584.2		
02/17/2012 20:00	364.7		
02/17/2012 21:00	407.6		
02/17/2012 22:00	408.9		
02/17/2012 23:00	441.6	140	872.8
02/18/2012 00:00	434.1		
02/18/2012 01:00	421.5		
02/18/2012 02:00	447.5		
02/18/2012 03:00	451.2		
02/18/2012 04:00	463.7		
02/18/2012 05:00	360.1		
02/18/2012 06:00	480.4		
02/18/2012 07:00	454.1		
02/18/2012 08:00	466.6		
02/18/2012 09:00	463.8		
02/18/2012 10:00	435.3		
02/18/2012 11:00	446.6		
02/18/2012 12:00	402.6		
02/18/2012 13:00	359.2		
02/18/2012 14:00	351.7		

Time	Units 1&2 Combined	
	(Part 60 Data)	Day Count
02/18/2012 15:00	362.7	
02/18/2012 16:00	351.5	
02/18/2012 17:00	441.5	
02/18/2012 18:00	521.7	
02/18/2012 19:00	360.3	
02/18/2012 20:00	414.1	
02/18/2012 21:00	420.1	
02/18/2012 22:00	301.7	
02/18/2012 23:00	374.9	141
02/19/2012 00:00	300.2	871.9
02/19/2012 01:00	305.1	
02/19/2012 02:00	287.2	
02/19/2012 03:00	329.1	
02/19/2012 04:00	409.8	
02/19/2012 05:00	349.8	
02/19/2012 06:00	428.6	
02/19/2012 07:00	421.6	
02/19/2012 08:00	457.5	
02/19/2012 09:00	558.8	
02/19/2012 10:00	425.5	
02/19/2012 11:00	478.2	
02/19/2012 12:00	514	
02/19/2012 13:00	438.8	
02/19/2012 14:00	401.9	
02/19/2012 15:00	476	
02/19/2012 16:00	441.5	
02/19/2012 17:00	436.4	
02/19/2012 18:00	553.7	
02/19/2012 19:00	615.9	
02/19/2012 20:00	501.7	
02/19/2012 21:00	603.5	
02/19/2012 22:00	547.5	
02/19/2012 23:00	446.6	142
02/20/2012 00:00	534.6	866.6
02/20/2012 01:00	535.8	
02/20/2012 02:00	503.2	
02/20/2012 03:00	493.9	
02/20/2012 04:00	578.3	
02/20/2012 05:00	455.3	
02/20/2012 06:00	536.1	
02/20/2012 07:00	666.8	
02/20/2012 08:00	518.5	
02/20/2012 09:00	398.6	
02/20/2012 10:00	702.7	
02/20/2012 11:00	407.5	

Time	Units 1&2 Combined	
	(Part 60 Data)	Day Count
02/20/2012 12:00	723.4	
02/20/2012 13:00	527.1	
02/20/2012 14:00	367.5	
02/20/2012 15:00	567	
02/20/2012 16:00	512.7	
02/20/2012 17:00	495.7	
02/20/2012 18:00	745.3	
02/20/2012 19:00	506.5	
02/20/2012 20:00	562	
02/20/2012 21:00	593.8	
02/20/2012 22:00	450.1	
02/20/2012 23:00	403.3	143
02/21/2012 00:00	573.5	859.7
02/21/2012 01:00	425.9	
02/21/2012 02:00	431.5	
02/21/2012 03:00	486.4	
02/21/2012 04:00	485.6	
02/21/2012 05:00	573.9	
02/21/2012 06:00	601.1	
02/21/2012 07:00	439	
02/21/2012 08:00	437	
02/21/2012 09:00	530.4	
02/21/2012 10:00	621.3	
02/21/2012 11:00	523.5	
02/21/2012 12:00	503.8	
02/21/2012 13:00	506.4	
02/21/2012 14:00	481.8	
02/21/2012 15:00	489.8	
02/21/2012 16:00	441.4	
02/21/2012 17:00	561.6	
02/21/2012 18:00	444.8	
02/21/2012 19:00	529	
02/21/2012 20:00	534.6	
02/21/2012 21:00	513.3	
02/21/2012 22:00	374.7	
02/21/2012 23:00	384.1	144
02/22/2012 00:00	462.4	852.4
02/22/2012 01:00	371.7	
02/22/2012 02:00	380.8	
02/22/2012 03:00	390.8	
02/22/2012 04:00	441.8	
02/22/2012 05:00	381.8	
02/22/2012 06:00	560	
02/22/2012 07:00	524.2	
02/22/2012 08:00	410.4	

Time	Units 1&2 Combined	
	(Part 60 Data)	Day Count
02/22/2012 09:00	498.8	
02/22/2012 10:00	557.9	
02/22/2012 11:00	498.7	
02/22/2012 12:00	499.8	
02/22/2012 13:00	476.5	
02/22/2012 14:00	454	
02/22/2012 15:00	500.8	
02/22/2012 16:00	441.1	
02/22/2012 17:00	444.3	
02/22/2012 18:00	438.3	
02/22/2012 19:00	446.5	
02/22/2012 20:00	388.6	
02/22/2012 21:00	409.1	
02/22/2012 22:00	330.3	
02/22/2012 23:00	380.1	145
02/23/2012 00:00	389.5	839.0
02/23/2012 01:00	283	
02/23/2012 02:00	321.1	
02/23/2012 03:00	282.3	
02/23/2012 04:00	334.7	
02/23/2012 05:00	361.3	
02/23/2012 06:00	390.6	
02/23/2012 07:00	445.7	
02/23/2012 08:00	439.5	
02/23/2012 09:00	401.8	
02/23/2012 10:00	555.4	
02/23/2012 11:00	477.2	
02/23/2012 12:00	340.3	
02/23/2012 13:00	495.7	
02/23/2012 14:00	472.8	
02/23/2012 15:00	413	
02/23/2012 16:00	447	
02/23/2012 17:00	403.5	
02/23/2012 18:00	530.4	
02/23/2012 19:00	432.8	
02/23/2012 20:00	480.6	
02/23/2012 21:00	370.3	
02/23/2012 22:00	200.9	
02/23/2012 23:00	330.2	146
02/24/2012 00:00	326.7	818.4
02/24/2012 01:00	298.5	
02/24/2012 02:00	328.2	
02/24/2012 03:00	333.8	
02/24/2012 04:00	369.9	
02/24/2012 05:00	405.1	

	Units 1&2 Combined	
Time	(Part 60 Data)	Day Count
02/24/2012 06:00	430.5	
02/24/2012 07:00	397.1	
02/24/2012 08:00	552.6	
02/24/2012 09:00	473.1	
02/24/2012 10:00	426.7	
02/24/2012 11:00	461.2	
02/24/2012 12:00	492.6	
02/24/2012 13:00	466.6	
02/24/2012 14:00	416.9	
02/24/2012 15:00	438.4	
02/24/2012 16:00	359.1	
02/24/2012 17:00	235.7	
02/24/2012 18:00	285.9	
02/24/2012 19:00	280.7	
02/24/2012 20:00	372	
02/24/2012 21:00	456.4	
02/24/2012 22:00	320	
02/24/2012 23:00	324.2	147
02/25/2012 00:00	320.3	803.6
02/25/2012 01:00	243.3	
02/25/2012 02:00	189.3	
02/25/2012 03:00	158.1	
02/25/2012 04:00	151.5	
02/25/2012 05:00	205.8	
02/25/2012 06:00	274.5	
02/25/2012 07:00	265	
02/25/2012 08:00	315.9	
02/25/2012 09:00	400.2	
02/25/2012 10:00	299.3	
02/25/2012 11:00	343.4	
02/25/2012 12:00	308.6	
02/25/2012 13:00	319.6	
02/25/2012 14:00	330.2	
02/25/2012 15:00	312.9	
02/25/2012 16:00	388.4	
02/25/2012 17:00	343.7	
02/25/2012 18:00	442.3	
02/25/2012 19:00	353.9	
02/25/2012 20:00	352.5	
02/25/2012 21:00	344.9	
02/25/2012 22:00	390.9	
02/25/2012 23:00	277	148
02/26/2012 00:00	359.4	780.1
02/26/2012 01:00	323	
02/26/2012 02:00	319.3	

	Units 1&2 Combined	
Time	(Part 60 Data)	Day Count
02/26/2012 03:00	346.1	
02/26/2012 04:00	352.3	
02/26/2012 05:00	301.2	
02/26/2012 06:00	354	
02/26/2012 07:00	307.8	
02/26/2012 08:00	287.8	
02/26/2012 09:00	339.3	
02/26/2012 10:00	288.6	
02/26/2012 11:00	259.3	
02/26/2012 12:00	325.8	
02/26/2012 13:00	264.5	
02/26/2012 14:00	285.5	
02/26/2012 15:00	286.7	
02/26/2012 16:00	271.6	
02/26/2012 17:00	267.4	
02/26/2012 18:00	346.9	
02/26/2012 19:00	363.1	
02/26/2012 20:00	416.7	
02/26/2012 21:00	328.4	
02/26/2012 22:00	333.2	
02/26/2012 23:00	336.6	149
02/27/2012 00:00	322.5	776.0
02/27/2012 01:00	303.7	
02/27/2012 02:00	291.7	
02/27/2012 03:00	283.5	
02/27/2012 04:00	243.8	
02/27/2012 05:00	273.6	
02/27/2012 06:00	333.1	
02/27/2012 07:00	387	
02/27/2012 08:00	265.2	
02/27/2012 09:00	484.2	
02/27/2012 10:00	341.8	
02/27/2012 11:00	335.5	
02/27/2012 12:00	352.7	
02/27/2012 13:00	333.6	
02/27/2012 14:00	307.4	
02/27/2012 15:00	327.5	
02/27/2012 16:00	315.7	
02/27/2012 17:00	308.2	
02/27/2012 18:00	441.2	
02/27/2012 19:00	397.4	
02/27/2012 20:00	349.1	
02/27/2012 21:00	396.7	
02/27/2012 22:00	322.5	
02/27/2012 23:00	294	150
		765.2

	Units 1&2 Combined		
Time	(Part 60 Data)	Day Count	
02/28/2012 00:00	242.2		
02/28/2012 01:00	182.3		
02/28/2012 02:00	170.5		
02/28/2012 03:00	0		
02/28/2012 04:00	0		
02/28/2012 05:00	0		
02/28/2012 06:00	0		
02/28/2012 07:00	0		
02/28/2012 08:00	0		
02/28/2012 09:00	0		
02/28/2012 10:00	0		
02/28/2012 11:00	0		
02/28/2012 12:00	0		
02/28/2012 13:00	0		
02/28/2012 14:00	0		
02/28/2012 15:00	0		
02/28/2012 16:00	0		
02/28/2012 17:00	0		
02/28/2012 18:00	0		
02/28/2012 19:00	0		
02/28/2012 20:00	0		
02/28/2012 21:00	0		
02/28/2012 22:00	0		
02/28/2012 23:00	0	151	741.9
03/04/2012 00:00	0		
03/04/2012 01:00	0		
03/04/2012 02:00	0		
03/04/2012 03:00	0		
03/04/2012 04:00	0		
03/04/2012 05:00	0		
03/04/2012 06:00	0		
03/04/2012 07:00	0		
03/04/2012 08:00	0		
03/04/2012 09:00	0		
03/04/2012 10:00	0		
03/04/2012 11:00	0		
03/04/2012 12:00	0		
03/04/2012 13:00	0		
03/04/2012 14:00	0		
03/04/2012 15:00	0		
03/04/2012 16:00	0		
03/04/2012 17:00	0		
03/04/2012 18:00	49.6		
03/04/2012 19:00	52		
03/04/2012 20:00	81.1		

Time	Units 1&2 Combined	
	(Part 60 Data)	Day Count
03/04/2012 21:00	111.1	
03/04/2012 22:00	128.2	
03/04/2012 23:00	130.1	152
03/05/2012 00:00	120.2	716.4
03/05/2012 01:00	127	
03/05/2012 02:00	105.9	
03/05/2012 03:00	272.8	
03/05/2012 04:00	410.6	
03/05/2012 05:00	297	
03/05/2012 06:00	585.1	
03/05/2012 07:00	357.8	
03/05/2012 08:00	281	
03/05/2012 09:00	431.1	
03/05/2012 10:00	319.7	
03/05/2012 11:00	362	
03/05/2012 12:00	654.7	
03/05/2012 13:00	2055.6	
03/05/2012 14:00	1095.6	
03/05/2012 15:00	1242.8	
03/05/2012 16:00	284.5	
03/05/2012 17:00	316.4	
03/05/2012 18:00	357.1	
03/05/2012 19:00	434.7	
03/05/2012 20:00	339.3	
03/05/2012 21:00	443.2	
03/05/2012 22:00	290.1	
03/05/2012 23:00	492.8	153
03/06/2012 00:00	283	692.5
03/06/2012 01:00	379.6	
03/06/2012 02:00	389.6	
03/06/2012 03:00	357.6	
03/06/2012 04:00	295.4	
03/06/2012 05:00	352.5	
03/06/2012 06:00	468.6	
03/06/2012 07:00	390.9	
03/06/2012 08:00	363.6	
03/06/2012 09:00	382.6	
03/06/2012 10:00	350.6	
03/06/2012 11:00	399	
03/06/2012 12:00	341.9	
03/06/2012 13:00	353	
03/06/2012 14:00	344.4	
03/06/2012 15:00	288.2	
03/06/2012 16:00	183.8	
03/06/2012 17:00	194.9	

Time	Units 1&2 Combined	
	(Part 60 Data)	Day Count
03/06/2012 18:00	272	
03/06/2012 19:00	275	
03/06/2012 20:00	166.1	
03/06/2012 21:00	316.6	
03/06/2012 22:00	137.6	
03/06/2012 23:00	213.2	154
03/07/2012 00:00	134.9	665.8
03/07/2012 01:00	78.4	
03/07/2012 02:00	79.9	
03/07/2012 03:00	128.8	
03/07/2012 04:00	160.5	
03/07/2012 05:00	183.4	
03/07/2012 06:00	296.1	
03/07/2012 07:00	322	
03/07/2012 08:00	217.6	
03/07/2012 09:00	275.2	
03/07/2012 10:00	294.7	
03/07/2012 11:00	269.2	
03/07/2012 12:00	236.4	
03/07/2012 13:00	272.6	
03/07/2012 14:00	229.6	
03/07/2012 15:00	213.2	
03/07/2012 16:00	255.1	
03/07/2012 17:00	296.1	
03/07/2012 18:00	395.3	
03/07/2012 19:00	200.2	
03/07/2012 20:00	234	
03/07/2012 21:00	188.2	
03/07/2012 22:00	154.5	
03/07/2012 23:00	126.6	155
03/08/2012 00:00	141.4	643.6
03/08/2012 01:00	149.4	
03/08/2012 02:00	177	
03/08/2012 03:00	200.3	
03/08/2012 04:00	216.6	
03/08/2012 05:00	213.5	
03/08/2012 06:00	229.5	
03/08/2012 07:00	326.4	
03/08/2012 08:00	410.9	
03/08/2012 09:00	291.8	
03/08/2012 10:00	258.3	
03/08/2012 11:00	404.9	
03/08/2012 12:00	284.9	
03/08/2012 13:00	311.2	
03/08/2012 14:00	268.4	

	Units 1&2 Combined	
Time	(Part 60 Data)	Day Count
03/08/2012 15:00	315.3	
03/08/2012 16:00	315	
03/08/2012 17:00	278	
03/08/2012 18:00	391.1	
03/08/2012 19:00	323.2	
03/08/2012 20:00	199.6	
03/08/2012 21:00	403.5	
03/08/2012 22:00	226.3	
03/08/2012 23:00	197.7	156
03/09/2012 00:00	270.4	632.3
03/09/2012 01:00	233.9	
03/09/2012 02:00	248.3	
03/09/2012 03:00	256.7	
03/09/2012 04:00	263.5	
03/09/2012 05:00	259.6	
03/09/2012 06:00	312.9	
03/09/2012 07:00	339.7	
03/09/2012 08:00	406.5	
03/09/2012 09:00	463.1	
03/09/2012 10:00	455.9	
03/09/2012 11:00	469.9	
03/09/2012 12:00	396.6	
03/09/2012 13:00	440.1	
03/09/2012 14:00	402.3	
03/09/2012 15:00	360.1	
03/09/2012 16:00	281.3	
03/09/2012 17:00	323	
03/09/2012 18:00	374.2	
03/09/2012 19:00	347.9	
03/09/2012 20:00	300.9	
03/09/2012 21:00	383.3	
03/09/2012 22:00	347.6	
03/09/2012 23:00	231	157
03/10/2012 00:00	530.6	623.1
03/10/2012 01:00	317.1	
03/10/2012 02:00	308.2	
03/10/2012 03:00	308.3	
03/10/2012 04:00	418.5	
03/10/2012 05:00	397.8	
03/10/2012 06:00	412.3	
03/10/2012 07:00	408.1	
03/10/2012 08:00	410.9	
03/10/2012 09:00	524.9	
03/10/2012 10:00	472.9	
03/10/2012 11:00	444.2	

Time	Units 1&2 Combined	
	(Part 60 Data)	Day Count
03/10/2012 12:00	314	
03/10/2012 13:00	454.4	
03/10/2012 14:00	348.3	
03/10/2012 15:00	316	
03/10/2012 16:00	412.2	
03/10/2012 17:00	322	
03/10/2012 18:00	445.5	
03/10/2012 19:00	421.7	
03/10/2012 20:00	371.7	
03/10/2012 21:00	402.3	
03/10/2012 22:00	383.6	
03/10/2012 23:00	411.4	158 616.9
03/11/2012 00:00	366.6	
03/11/2012 01:00	389.1	
03/11/2012 02:00	326.5	
03/11/2012 03:00	322.7	
03/11/2012 04:00	326.1	
03/11/2012 05:00	370.6	
03/11/2012 06:00	384.4	
03/11/2012 07:00	426.4	
03/11/2012 08:00	344.5	
03/11/2012 09:00	445.4	
03/11/2012 10:00	346.4	
03/11/2012 11:00	367.6	
03/11/2012 12:00	353.5	
03/11/2012 13:00	318.2	
03/11/2012 14:00	334.5	
03/11/2012 15:00	320.8	
03/11/2012 16:00	315.8	
03/11/2012 17:00	301.9	
03/11/2012 18:00	372.9	
03/11/2012 19:00	422.9	
03/11/2012 20:00	392.2	
03/11/2012 21:00	294.6	
03/11/2012 22:00	338.7	
03/11/2012 23:00	289.4	159 606.5
03/12/2012 00:00	316.6	
03/12/2012 01:00	285.4	
03/12/2012 02:00	298.7	
03/12/2012 03:00	300.8	
03/12/2012 04:00	353.7	
03/12/2012 05:00	419.3	
03/12/2012 06:00	452.3	
03/12/2012 07:00	426	
03/12/2012 08:00	405	

Time	Units 1&2 Combined	
	(Part 60 Data)	Day Count
03/12/2012 09:00	486	
03/12/2012 10:00	482.8	
03/12/2012 11:00	436.1	
03/12/2012 12:00	437	
03/12/2012 13:00	464.3	
03/12/2012 14:00	492.8	
03/12/2012 15:00	613.2	
03/12/2012 16:00	320	
03/12/2012 17:00	376.4	
03/12/2012 18:00	522.2	
03/12/2012 19:00	330.5	
03/12/2012 20:00	426.6	
03/12/2012 21:00	392.3	
03/12/2012 22:00	331.9	
03/12/2012 23:00	282.1	160
03/13/2012 00:00	332.4	595.4
03/13/2012 01:00	285.9	
03/13/2012 02:00	283.8	
03/13/2012 03:00	265.6	
03/13/2012 04:00	276.3	
03/13/2012 05:00	285.3	
03/13/2012 06:00	418.9	
03/13/2012 07:00	418.2	
03/13/2012 08:00	515.8	
03/13/2012 09:00	451.4	
03/13/2012 10:00	466.7	
03/13/2012 11:00	418.4	
03/13/2012 12:00	454.9	
03/13/2012 13:00	435.4	
03/13/2012 14:00	480	
03/13/2012 15:00	412.8	
03/13/2012 16:00	378.7	
03/13/2012 17:00	441.8	
03/13/2012 18:00	435.6	
03/13/2012 19:00	434.5	
03/13/2012 20:00	423.1	
03/13/2012 21:00	428.4	
03/13/2012 22:00	301.5	
03/13/2012 23:00	374.4	161
03/14/2012 00:00	308.3	584.9
03/14/2012 01:00	239.4	
03/14/2012 02:00	264	
03/14/2012 03:00	236.2	
03/14/2012 04:00	247.9	
03/14/2012 05:00	271.4	

Time	Units 1&2 Combined	
	(Part 60 Data)	Day Count
03/14/2012 06:00	411.8	
03/14/2012 07:00	381.5	
03/14/2012 08:00	472.3	
03/14/2012 09:00	437.7	
03/14/2012 10:00	450.8	
03/14/2012 11:00	459.4	
03/14/2012 12:00	422	
03/14/2012 13:00	432	
03/14/2012 14:00	438.5	
03/14/2012 15:00	452.3	
03/14/2012 16:00	563.7	
03/14/2012 17:00	500.7	
03/14/2012 18:00	474.6	
03/14/2012 19:00	402.1	
03/14/2012 20:00	367	
03/14/2012 21:00	282.6	
03/14/2012 22:00	308.6	
03/14/2012 23:00	271.6	162
03/15/2012 00:00	219.8	574.6
03/15/2012 01:00	200.5	
03/15/2012 02:00	213.9	
03/15/2012 03:00	206.9	
03/15/2012 04:00	205.7	
03/15/2012 05:00	266.1	
03/15/2012 06:00	296.2	
03/15/2012 07:00	281.1	
03/15/2012 08:00	278.7	
03/15/2012 09:00	406.9	
03/15/2012 10:00	386.3	
03/15/2012 11:00	336.9	
03/15/2012 12:00	377.4	
03/15/2012 13:00	395.3	
03/15/2012 14:00	311.8	
03/15/2012 15:00	327.2	
03/15/2012 16:00	337.7	
03/15/2012 17:00	309.9	
03/15/2012 18:00	319.2	
03/15/2012 19:00	356.5	
03/15/2012 20:00	290.2	
03/15/2012 21:00	324	
03/15/2012 22:00	260.2	
03/15/2012 23:00	239.6	163
03/16/2012 00:00	260.7	558.8
03/16/2012 01:00	234	
03/16/2012 02:00	246	

	Units 1&2 Combined	
Time	(Part 60 Data)	Day Count
03/16/2012 03:00	253.7	
03/16/2012 04:00	361.5	
03/16/2012 05:00	358.8	
03/16/2012 06:00	398	
03/16/2012 07:00	314.3	
03/16/2012 08:00	406.7	
03/16/2012 09:00	483.1	
03/16/2012 10:00	575.5	
03/16/2012 11:00	376.5	
03/16/2012 12:00	400	
03/16/2012 13:00	503.9	
03/16/2012 14:00	400.3	
03/16/2012 15:00	443.8	
03/16/2012 16:00	419.2	
03/16/2012 17:00	363.9	
03/16/2012 18:00	412.3	
03/16/2012 19:00	480.4	
03/16/2012 20:00	344.9	
03/16/2012 21:00	408.2	
03/16/2012 22:00	370.6	
03/16/2012 23:00	360.2	164 532.7
03/17/2012 00:00	357.1	
03/17/2012 01:00	262.3	
03/17/2012 02:00	331	
03/17/2012 03:00	376.8	
03/17/2012 04:00	386.5	
03/17/2012 05:00	333.1	
03/17/2012 06:00	402.1	
03/17/2012 07:00	402.9	
03/17/2012 08:00	507.3	
03/17/2012 09:00	426.9	
03/17/2012 10:00	381.5	
03/17/2012 11:00	551.2	
03/17/2012 12:00	457.2	
03/17/2012 13:00	456	
03/17/2012 14:00	477.2	
03/17/2012 15:00	497.7	
03/17/2012 16:00	463.5	
03/17/2012 17:00	371	
03/17/2012 18:00	531.7	
03/17/2012 19:00	559.9	
03/17/2012 20:00	284.9	
03/17/2012 21:00	428.1	
03/17/2012 22:00	386.5	
03/17/2012 23:00	278.6	165 506.0

Time	Units 1&2 Combined	
	(Part 60 Data)	Day Count
03/18/2012 00:00	341	
03/18/2012 01:00	293.5	
03/18/2012 02:00	303.5	
03/18/2012 03:00	325.2	
03/18/2012 04:00	286.7	
03/18/2012 05:00	307.4	
03/18/2012 06:00	348.4	
03/18/2012 07:00	283.8	
03/18/2012 08:00	452.8	
03/18/2012 09:00	364.2	
03/18/2012 10:00	466.4	
03/18/2012 11:00	474.5	
03/18/2012 12:00	412.9	
03/18/2012 13:00	439.3	
03/18/2012 14:00	457.9	
03/18/2012 15:00	432.8	
03/18/2012 16:00	411.5	
03/18/2012 17:00	367.1	
03/18/2012 18:00	474	
03/18/2012 19:00	502	
03/18/2012 20:00	351.8	
03/18/2012 21:00	373.2	
03/18/2012 22:00	365.9	
03/18/2012 23:00	382.6	166
03/19/2012 00:00	270.4	481.1
03/19/2012 01:00	311.3	
03/19/2012 02:00	318.1	
03/19/2012 03:00	433.1	
03/19/2012 04:00	368	
03/19/2012 05:00	419.2	
03/19/2012 06:00	477.8	
03/19/2012 07:00	411.4	
03/19/2012 08:00	435.3	
03/19/2012 09:00	486	
03/19/2012 10:00	444.6	
03/19/2012 11:00	468.2	
03/19/2012 12:00	453.5	
03/19/2012 13:00	452.1	
03/19/2012 14:00	485	
03/19/2012 15:00	442.4	
03/19/2012 16:00	466.2	
03/19/2012 17:00	490.9	
03/19/2012 18:00	459.6	
03/19/2012 19:00	481.2	
03/19/2012 20:00	419.8	

Time	Units 1&2 Combined	
	(Part 60 Data)	Day Count
03/19/2012 21:00	363.2	
03/19/2012 22:00	349.6	
03/19/2012 23:00	334.7	167
03/20/2012 00:00	280.7	449.7
03/20/2012 01:00	261.6	
03/20/2012 02:00	271.5	
03/20/2012 03:00	364.4	
03/20/2012 04:00	338.9	
03/20/2012 05:00	380.6	
03/20/2012 06:00	356.7	
03/20/2012 07:00	355.4	
03/20/2012 08:00	412.2	
03/20/2012 09:00	364	
03/20/2012 10:00	405.1	
03/20/2012 11:00	375.4	
03/20/2012 12:00	399.2	
03/20/2012 13:00	381	
03/20/2012 14:00	361.9	
03/20/2012 15:00	402.9	
03/20/2012 16:00	369	
03/20/2012 17:00	403.6	
03/20/2012 18:00	348.5	
03/20/2012 19:00	419.4	
03/20/2012 20:00	368	
03/20/2012 21:00	353.3	
03/20/2012 22:00	262.8	
03/20/2012 23:00	306.8	168
03/21/2012 00:00	305.7	418.2
03/21/2012 01:00	253.8	
03/21/2012 02:00	273.1	
03/21/2012 03:00	291.2	
03/21/2012 04:00	339.2	
03/21/2012 05:00	363.5	
03/21/2012 06:00	393.9	
03/21/2012 07:00	362.7	
03/21/2012 08:00	415.4	
03/21/2012 09:00	379.1	
03/21/2012 10:00	396.2	
03/21/2012 11:00	384	
03/21/2012 12:00	405.9	
03/21/2012 13:00	402.3	
03/21/2012 14:00	397	
03/21/2012 15:00	413.6	
03/21/2012 16:00	420.9	
03/21/2012 17:00	377.4	

Time	Units 1&2 Combined	
	(Part 60 Data)	Day Count
03/21/2012 18:00	383.8	
03/21/2012 19:00	410.8	
03/21/2012 20:00	369.2	
03/21/2012 21:00	310.5	
03/21/2012 22:00	349	
03/21/2012 23:00	231.8	169
03/22/2012 00:00	281.3	392.2
03/22/2012 01:00	254	
03/22/2012 02:00	259.6	
03/22/2012 03:00	272	
03/22/2012 04:00	316.3	
03/22/2012 05:00	354.3	
03/22/2012 06:00	340.2	
03/22/2012 07:00	356.3	
03/22/2012 08:00	391.7	
03/22/2012 09:00	378.4	
03/22/2012 10:00	372	
03/22/2012 11:00	387.3	
03/22/2012 12:00	379.2	
03/22/2012 13:00	416.9	
03/22/2012 14:00	372.9	
03/22/2012 15:00	406.4	
03/22/2012 16:00	387.6	
03/22/2012 17:00	375.3	
03/22/2012 18:00	390.7	
03/22/2012 19:00	409.9	
03/22/2012 20:00	345.6	
03/22/2012 21:00	410.3	
03/22/2012 22:00	359.2	
03/22/2012 23:00	367	170
03/23/2012 00:00	287.5	375.4
03/23/2012 01:00	265.9	
03/23/2012 02:00	290.2	
03/23/2012 03:00	280.6	
03/23/2012 04:00	353	
03/23/2012 05:00	393.9	
03/23/2012 06:00	326	
03/23/2012 07:00	424.5	
03/23/2012 08:00	399.1	
03/23/2012 09:00	402.5	
03/23/2012 10:00	413.8	
03/23/2012 11:00	407.9	
03/23/2012 12:00	413.1	
03/23/2012 13:00	428.8	
03/23/2012 14:00	406.7	

Time	Units 1&2 Combined	
	(Part 60 Data)	Day Count
03/23/2012 15:00	394.9	
03/23/2012 16:00	357.2	
03/23/2012 17:00	364.4	
03/23/2012 18:00	358.7	
03/23/2012 19:00	374.8	
03/23/2012 20:00	394.7	
03/23/2012 21:00	317.6	
03/23/2012 22:00	338	
03/23/2012 23:00	354.2	171
03/24/2012 00:00	328.7	373.6
03/24/2012 01:00	320.7	
03/24/2012 02:00	284.6	
03/24/2012 03:00	311.6	
03/24/2012 04:00	278.2	
03/24/2012 05:00	415.4	
03/24/2012 06:00	277.5	
03/24/2012 07:00	380.7	
03/24/2012 08:00	458.9	
03/24/2012 09:00	353.5	
03/24/2012 10:00	374.8	
03/24/2012 11:00	461.4	
03/24/2012 12:00	345.8	
03/24/2012 13:00	406.1	
03/24/2012 14:00	410.2	
03/24/2012 15:00	461	
03/24/2012 16:00	382.9	
03/24/2012 17:00	361.2	
03/24/2012 18:00	366.1	
03/24/2012 19:00	416	
03/24/2012 20:00	295.8	
03/24/2012 21:00	319.1	
03/24/2012 22:00	328.2	
03/24/2012 23:00	237.4	172
03/25/2012 00:00	292.8	370.4
03/25/2012 01:00	273	
03/25/2012 02:00	271	
03/25/2012 03:00	277.4	
03/25/2012 04:00	267.9	
03/25/2012 05:00	271	
03/25/2012 06:00	295.7	
03/25/2012 07:00	280.8	
03/25/2012 08:00	367.6	
03/25/2012 09:00	281.7	
03/25/2012 10:00	360.1	
03/25/2012 11:00	378.2	

Time	Units 1&2 Combined	
	(Part 60 Data)	Day Count
03/25/2012 12:00	320.2	
03/25/2012 13:00	330.9	
03/25/2012 14:00	287.8	
03/25/2012 15:00	335.1	
03/25/2012 16:00	330.9	
03/25/2012 17:00	321.3	
03/25/2012 18:00	329.5	
03/25/2012 19:00	425	
03/25/2012 20:00	291.7	
03/25/2012 21:00	273.9	
03/25/2012 22:00	274.7	
03/25/2012 23:00	261.7	173
03/26/2012 00:00	270.6	362.5
03/26/2012 01:00	271.8	
03/26/2012 02:00	267.8	
03/26/2012 03:00	266.2	
03/26/2012 04:00	332.8	
03/26/2012 05:00	344	
03/26/2012 06:00	354.9	
03/26/2012 07:00	407.3	
03/26/2012 08:00	351.2	
03/26/2012 09:00	543.7	
03/26/2012 10:00	389.3	
03/26/2012 11:00	394.4	
03/26/2012 12:00	454.7	
03/26/2012 13:00	342.5	
03/26/2012 14:00	411.8	
03/26/2012 15:00	398.5	
03/26/2012 16:00	398	
03/26/2012 17:00	401.8	
03/26/2012 18:00	387.4	
03/26/2012 19:00	454.4	
03/26/2012 20:00	420.1	
03/26/2012 21:00	354.4	
03/26/2012 22:00	337.5	
03/26/2012 23:00	336.9	174
03/27/2012 00:00	336.7	358.1
03/27/2012 01:00	344.9	
03/27/2012 02:00	287.9	
03/27/2012 03:00	398.3	
03/27/2012 04:00	400	
03/27/2012 05:00	406.3	
03/27/2012 06:00	437.3	
03/27/2012 07:00	420.5	
03/27/2012 08:00	426.4	

Time	Units 1&2 Combined	
	(Part 60 Data)	Day Count
03/27/2012 09:00	450.1	
03/27/2012 10:00	426.3	
03/27/2012 11:00	426.9	
03/27/2012 12:00	445	
03/27/2012 13:00	430.9	
03/27/2012 14:00	363.7	
03/27/2012 15:00	450	
03/27/2012 16:00	342.1	
03/27/2012 17:00	330.8	
03/27/2012 18:00	425.5	
03/27/2012 19:00	400	
03/27/2012 20:00	351	
03/27/2012 21:00	298.9	
03/27/2012 22:00	276.2	
03/27/2012 23:00	269.2	175
03/28/2012 00:00	269.3	355.9
03/28/2012 01:00	266	
03/28/2012 02:00	256.5	
03/28/2012 03:00	288.9	
03/28/2012 04:00	350.4	
03/28/2012 05:00	369.2	
03/28/2012 06:00	401.9	
03/28/2012 07:00	376.5	
03/28/2012 08:00	519	
03/28/2012 09:00	366.3	
03/28/2012 10:00	429.8	
03/28/2012 11:00	376.9	
03/28/2012 12:00	396.3	
03/28/2012 13:00	295.4	
03/28/2012 14:00	319.4	
03/28/2012 15:00	300.3	
03/28/2012 16:00	301.4	
03/28/2012 17:00	336	
03/28/2012 18:00	380.8	
03/28/2012 19:00	350.5	
03/28/2012 20:00	373.6	
03/28/2012 21:00	289.5	
03/28/2012 22:00	274.9	
03/28/2012 23:00	260.3	176
03/29/2012 00:00	267	353.7
03/29/2012 01:00	250.7	
03/29/2012 02:00	259.7	
03/29/2012 03:00	286.2	
03/29/2012 04:00	293.3	
03/29/2012 05:00	363.7	

Time	Units 1&2 Combined	
	(Part 60 Data)	Day Count
03/29/2012 06:00	401	
03/29/2012 07:00	387	
03/29/2012 08:00	412.4	
03/29/2012 09:00	405.3	
03/29/2012 10:00	420.1	
03/29/2012 11:00	397.5	
03/29/2012 12:00	440.2	
03/29/2012 13:00	411.7	
03/29/2012 14:00	446.1	
03/29/2012 15:00	412.9	
03/29/2012 16:00	412.9	
03/29/2012 17:00	322.3	
03/29/2012 18:00	449.2	
03/29/2012 19:00	445.2	
03/29/2012 20:00	384.9	
03/29/2012 21:00	335.2	
03/29/2012 22:00	314	
03/29/2012 23:00	318.5	177
03/30/2012 00:00	320.8	353.1
03/30/2012 01:00	311.1	
03/30/2012 02:00	302.5	
03/30/2012 03:00	326	
03/30/2012 04:00	400	
03/30/2012 05:00	427.1	
03/30/2012 06:00	400	
03/30/2012 07:00	404.4	
03/30/2012 08:00	501.1	
03/30/2012 09:00	426.3	
03/30/2012 10:00	453.1	
03/30/2012 11:00	446.8	
03/30/2012 12:00	450.1	
03/30/2012 13:00	331.4	
03/30/2012 14:00	311.9	
03/30/2012 15:00	311.2	
03/30/2012 16:00	252.3	
03/30/2012 17:00	285.8	
03/30/2012 18:00	398.9	
03/30/2012 19:00	445.8	
03/30/2012 20:00	358.4	
03/30/2012 21:00	416.3	
03/30/2012 22:00	344.5	
03/30/2012 23:00	372	178
03/31/2012 00:00	279.1	355.6
03/31/2012 01:00	294.9	
03/31/2012 02:00	264.6	

	Units 1&2 Combined	
Time	(Part 60 Data)	Day Count
03/31/2012 03:00	289.8	
03/31/2012 04:00	272.5	
03/31/2012 05:00	283.1	
03/31/2012 06:00	368.8	
03/31/2012 07:00	435.5	
03/31/2012 08:00	402.7	
03/31/2012 09:00	472.9	
03/31/2012 10:00	438.9	
03/31/2012 11:00	462.5	
03/31/2012 12:00	436.9	
03/31/2012 13:00	405.9	
03/31/2012 14:00	399.5	
03/31/2012 15:00	418	
03/31/2012 16:00	387.4	
03/31/2012 17:00	374	
03/31/2012 18:00	386.6	
03/31/2012 19:00	432.4	
03/31/2012 20:00	360.1	
03/31/2012 21:00	384.8	
03/31/2012 22:00	311.9	
03/31/2012 23:00	302.9	179 357.3
04/01/2012 00:00	321.2	
04/01/2012 01:00	311.8	
04/01/2012 02:00	305.1	
04/01/2012 03:00	333.1	
04/01/2012 04:00	304.7	
04/01/2012 05:00	306.1	
04/01/2012 06:00	308.8	
04/01/2012 07:00	367.5	
04/01/2012 08:00	321.5	
04/01/2012 09:00	376.5	
04/01/2012 10:00	370	
04/01/2012 11:00	361.7	
04/01/2012 12:00	306.8	
04/01/2012 13:00	335.3	
04/01/2012 14:00	308.9	
04/01/2012 15:00	321.5	
04/01/2012 16:00	333	
04/01/2012 17:00	351.7	
04/01/2012 18:00	303	
04/01/2012 19:00	379.9	
04/01/2012 20:00	337.5	
04/01/2012 21:00	310.6	
04/01/2012 22:00	275.5	
04/01/2012 23:00	272.5	180 357.1

Time	Units 1&2 Combined	
	(Part 60 Data)	Day Count
04/02/2012 00:00	308	
04/02/2012 01:00	306.2	
04/02/2012 02:00	292.2	
04/02/2012 03:00	316.2	
04/02/2012 04:00	321.4	
04/02/2012 05:00	424.9	
04/02/2012 06:00	366.6	
04/02/2012 07:00	434.3	
04/02/2012 08:00	420.7	
04/02/2012 09:00	423.9	
04/02/2012 10:00	452.7	
04/02/2012 11:00	410.4	
04/02/2012 12:00	401.7	
04/02/2012 13:00	410.8	
04/02/2012 14:00	400.5	
04/02/2012 15:00	390.1	
04/02/2012 16:00	419	
04/02/2012 17:00	394.6	
04/02/2012 18:00	424.2	
04/02/2012 19:00	375.9	
04/02/2012 20:00	418.2	
04/02/2012 21:00	341.8	
04/02/2012 22:00	321.2	
04/02/2012 23:00	281.7	181 358.4
04/03/2012 00:00	340.4	
04/03/2012 01:00	313.2	
04/03/2012 02:00	289.7	
04/03/2012 03:00	341.5	
04/03/2012 04:00	368.4	
04/03/2012 05:00	458.6	
04/03/2012 06:00	420.3	
04/03/2012 07:00	423.2	
04/03/2012 08:00	475.7	
04/03/2012 09:00	434.4	
04/03/2012 10:00	448	
04/03/2012 11:00	414.1	
04/03/2012 12:00	414.6	
04/03/2012 13:00	416.5	
04/03/2012 14:00	379.8	
04/03/2012 15:00	377.8	
04/03/2012 16:00	347.6	
04/03/2012 17:00	303.5	
04/03/2012 18:00	354.3	
04/03/2012 19:00	424.7	
04/03/2012 20:00	354.7	

Time	Units 1&2 Combined	
	(Part 60 Data)	Day Count
04/03/2012 21:00	315.3	
04/03/2012 22:00	294	
04/03/2012 23:00	268	182
04/04/2012 00:00	271.3	361.2
04/04/2012 01:00	264.2	
04/04/2012 02:00	256.1	
04/04/2012 03:00	295.7	
04/04/2012 04:00	260.2	
04/04/2012 05:00	365.2	
04/04/2012 06:00	305.7	
04/04/2012 07:00	322	
04/04/2012 08:00	326.2	
04/04/2012 09:00	384.4	
04/04/2012 10:00	382	
04/04/2012 11:00	402.2	
04/04/2012 12:00	377.3	
04/04/2012 13:00	382.7	
04/04/2012 14:00	330.1	
04/04/2012 15:00	472.9	
04/04/2012 16:00	345.4	
04/04/2012 17:00	424.2	
04/04/2012 18:00	423.8	
04/04/2012 19:00	325.9	
04/04/2012 20:00	391.2	
04/04/2012 21:00	321.8	
04/04/2012 22:00	301.8	
04/04/2012 23:00	246.3	183
04/05/2012 00:00	267.2	356.3
04/05/2012 01:00	249.2	
04/05/2012 02:00	250.2	
04/05/2012 03:00	267.2	
04/05/2012 04:00	286.7	
04/05/2012 05:00	362.5	
04/05/2012 06:00	340.8	
04/05/2012 07:00	377.9	
04/05/2012 08:00	332.7	
04/05/2012 09:00	433.3	
04/05/2012 10:00	352.2	
04/05/2012 11:00	446.5	
04/05/2012 12:00	392.2	
04/05/2012 13:00	322.8	
04/05/2012 14:00	341.9	
04/05/2012 15:00	276.4	
04/05/2012 16:00	260.1	
04/05/2012 17:00	205.1	

	Units 1&2 Combined	
Time	(Part 60 Data)	Day Count
04/05/2012 18:00	17.1	
04/05/2012 19:00	107.8	
04/05/2012 20:00	486.2	
04/05/2012 21:00	316	
04/05/2012 22:00	385.4	
04/05/2012 23:00	345.6	184
04/06/2012 00:00	407.5	356.2
04/06/2012 01:00	271.5	
04/06/2012 02:00	340.4	
04/06/2012 03:00	321.3	
04/06/2012 04:00	347.1	
04/06/2012 05:00	357.3	
04/06/2012 06:00	351.1	
04/06/2012 07:00	434.8	
04/06/2012 08:00	411.2	
04/06/2012 09:00	415	
04/06/2012 10:00	389.2	
04/06/2012 11:00	362.8	
04/06/2012 12:00	401	
04/06/2012 13:00	337.5	
04/06/2012 14:00	407.2	
04/06/2012 15:00	394.1	
04/06/2012 16:00	372.5	
04/06/2012 17:00	351.9	
04/06/2012 18:00	404.6	
04/06/2012 19:00	422.2	
04/06/2012 20:00	391	
04/06/2012 21:00	342.5	
04/06/2012 22:00	356.8	
04/06/2012 23:00	355.4	185
04/07/2012 00:00	354.1	361.3
04/07/2012 01:00	313.8	
04/07/2012 02:00	383	
04/07/2012 03:00	361	
04/07/2012 04:00	382.2	
04/07/2012 05:00	348.4	
04/07/2012 06:00	399.3	
04/07/2012 07:00	390.4	
04/07/2012 08:00	387.2	
04/07/2012 09:00	405.5	
04/07/2012 10:00	372.6	
04/07/2012 11:00	466.6	
04/07/2012 12:00	279	
04/07/2012 13:00	353.3	
04/07/2012 14:00	305.4	

	Units 1&2 Combined	
Time	(Part 60 Data)	Day Count
04/07/2012 15:00	311.5	
04/07/2012 16:00	347.6	
04/07/2012 17:00	337.4	
04/07/2012 18:00	357.2	
04/07/2012 19:00	477.2	
04/07/2012 20:00	370.2	
04/07/2012 21:00	349.1	
04/07/2012 22:00	316.3	
04/07/2012 23:00	270.8	186
04/08/2012 00:00	289.5	364.3
04/08/2012 01:00	289.9	
04/08/2012 02:00	300.2	
04/08/2012 03:00	282.4	
04/08/2012 04:00	358.8	
04/08/2012 05:00	282.7	
04/08/2012 06:00	303.1	
04/08/2012 07:00	327.2	
04/08/2012 08:00	320.5	
04/08/2012 09:00	281.4	
04/08/2012 10:00	302.7	
04/08/2012 11:00	325.5	
04/08/2012 12:00	266.5	
04/08/2012 13:00	288.1	
04/08/2012 14:00	284	
04/08/2012 15:00	284.7	
04/08/2012 16:00	277.2	
04/08/2012 17:00	195.5	
04/08/2012 18:00	309.6	
04/08/2012 19:00	336	
04/08/2012 20:00	312	
04/08/2012 21:00	295.7	
04/08/2012 22:00	265.7	
04/08/2012 23:00	277.3	187
04/09/2012 00:00	268.8	362.7
04/09/2012 01:00	280.7	
04/09/2012 02:00	268.5	
04/09/2012 03:00	315.1	
04/09/2012 04:00	280.7	
04/09/2012 05:00	366.3	
04/09/2012 06:00	354.9	
04/09/2012 07:00	368	
04/09/2012 08:00	385.1	
04/09/2012 09:00	396.5	
04/09/2012 10:00	413.4	
04/09/2012 11:00	373.5	

Time	Units 1&2 Combined	
	(Part 60 Data)	Day Count
04/09/2012 12:00	415.2	
04/09/2012 13:00	375.4	
04/09/2012 14:00	397.5	
04/09/2012 15:00	402	
04/09/2012 16:00	416.8	
04/09/2012 17:00	365.3	
04/09/2012 18:00	455	
04/09/2012 19:00	373.8	
04/09/2012 20:00	337.5	
04/09/2012 21:00	308.3	
04/09/2012 22:00	277.1	
04/09/2012 23:00	264.8	188
04/10/2012 00:00	261.5	361.2
04/10/2012 01:00	265.9	
04/10/2012 02:00	286.7	
04/10/2012 03:00	377.7	
04/10/2012 04:00	337.8	
04/10/2012 05:00	419.9	
04/10/2012 06:00	360.7	
04/10/2012 07:00	450.1	
04/10/2012 08:00	386.7	
04/10/2012 09:00	480.5	
04/10/2012 10:00	393	
04/10/2012 11:00	442.5	
04/10/2012 12:00	471.1	
04/10/2012 13:00	383.3	
04/10/2012 14:00	425.9	
04/10/2012 15:00	336.2	
04/10/2012 16:00	317.2	
04/10/2012 17:00	292.7	
04/10/2012 18:00	277	
04/10/2012 19:00	252.6	
04/10/2012 20:00	296.9	
04/10/2012 21:00	322	
04/10/2012 22:00	410.6	
04/10/2012 23:00	420.3	189
04/11/2012 00:00	354.2	361.5
04/11/2012 01:00	413.2	
04/11/2012 02:00	388.3	
04/11/2012 03:00	408.7	
04/11/2012 04:00	400.5	
04/11/2012 05:00	508.8	
04/11/2012 06:00	430	
04/11/2012 07:00	460.2	
04/11/2012 08:00	465	

Time	Units 1&2 Combined	
	(Part 60 Data)	Day Count
04/11/2012 09:00	581.7	
04/11/2012 10:00	444.3	
04/11/2012 11:00	382.1	
04/11/2012 12:00	510.8	
04/11/2012 13:00	551.4	
04/11/2012 14:00	448.3	
04/11/2012 15:00	439.9	
04/11/2012 16:00	491.2	
04/11/2012 17:00	515.8	
04/11/2012 18:00	457	
04/11/2012 19:00	461.9	
04/11/2012 20:00	463.2	
04/11/2012 21:00	465	
04/11/2012 22:00	407.8	
04/11/2012 23:00	393.6	190
04/12/2012 00:00	371.2	363.1
04/12/2012 01:00	362.4	
04/12/2012 02:00	468.1	
04/12/2012 03:00	417.6	
04/12/2012 04:00	420.5	
04/12/2012 05:00	447.9	
04/12/2012 06:00	462.4	
04/12/2012 07:00	436.7	
04/12/2012 08:00	444.2	
04/12/2012 09:00	442.5	
04/12/2012 10:00	444.4	
04/12/2012 11:00	434.5	
04/12/2012 12:00	459.9	
04/12/2012 13:00	461.4	
04/12/2012 14:00	428.8	
04/12/2012 15:00	450.8	
04/12/2012 16:00	429.6	
04/12/2012 17:00	395.7	
04/12/2012 18:00	398.2	
04/12/2012 19:00	516.3	
04/12/2012 20:00	451.8	
04/12/2012 21:00	357	
04/12/2012 22:00	355	
04/12/2012 23:00	435	191
04/13/2012 00:00	376.2	364.3
04/13/2012 01:00	458.8	
04/13/2012 02:00	427.4	
04/13/2012 03:00	419.8	
04/13/2012 04:00	422.5	
04/13/2012 05:00	591.7	

Time	Units 1&2 Combined	
	(Part 60 Data)	Day Count
04/13/2012 06:00	415.4	
04/13/2012 07:00	424.7	
04/13/2012 08:00	494.7	
04/13/2012 09:00	505.3	
04/13/2012 10:00	487.2	
04/13/2012 11:00	465.1	
04/13/2012 12:00	455.8	
04/13/2012 13:00	447.4	
04/13/2012 14:00	410.5	
04/13/2012 15:00	381.4	
04/13/2012 16:00	342.9	
04/13/2012 17:00	224.8	
04/13/2012 18:00	246.9	
04/13/2012 19:00	329.2	
04/13/2012 20:00	320.1	
04/13/2012 21:00	340.9	
04/13/2012 22:00	300.5	
04/13/2012 23:00	281.3	192
04/14/2012 00:00	331.8	365.0
04/14/2012 01:00	319.6	
04/14/2012 02:00	294.1	
04/14/2012 03:00	331.5	
04/14/2012 04:00	335.4	
04/14/2012 05:00	388.8	
04/14/2012 06:00	383.5	
04/14/2012 07:00	457.6	
04/14/2012 08:00	403.9	
04/14/2012 09:00	379.1	
04/14/2012 10:00	431.4	
04/14/2012 11:00	405	
04/14/2012 12:00	393.5	
04/14/2012 13:00	356.7	
04/14/2012 14:00	412.4	
04/14/2012 15:00	389.6	
04/14/2012 16:00	385.4	
04/14/2012 17:00	366.1	
04/14/2012 18:00	351.8	
04/14/2012 19:00	423.1	
04/14/2012 20:00	389.4	
04/14/2012 21:00	324	
04/14/2012 22:00	317.3	
04/14/2012 23:00	314.3	193
04/15/2012 00:00	240.9	367.4
04/15/2012 01:00	254.4	
04/15/2012 02:00	260.5	

	Units 1&2 Combined	
Time	(Part 60 Data)	Day Count
04/15/2012 03:00	245.8	
04/15/2012 04:00	248.3	
04/15/2012 05:00	283.4	
04/15/2012 06:00	265.4	
04/15/2012 07:00	265.8	
04/15/2012 08:00	307.7	
04/15/2012 09:00	237.4	
04/15/2012 10:00	265	
04/15/2012 11:00	327.9	
04/15/2012 12:00	286.9	
04/15/2012 13:00	290.9	
04/15/2012 14:00	330.5	
04/15/2012 15:00	413.1	
04/15/2012 16:00	384.2	
04/15/2012 17:00	312.6	
04/15/2012 18:00	322.7	
04/15/2012 19:00	358.5	
04/15/2012 20:00	396	
04/15/2012 21:00	313.2	
04/15/2012 22:00	298.9	
04/15/2012 23:00	312.6	194
04/16/2012 00:00	251.7	364.7
04/16/2012 01:00	235	
04/16/2012 02:00	272.1	
04/16/2012 03:00	280.2	
04/16/2012 04:00	294.6	
04/16/2012 05:00	369.4	
04/16/2012 06:00	383	
04/16/2012 07:00	411	
04/16/2012 08:00	532.5	
04/16/2012 09:00	439.9	
04/16/2012 10:00	390.7	
04/16/2012 11:00	414.2	
04/16/2012 12:00	476.2	
04/16/2012 13:00	558.3	
04/16/2012 14:00	460.4	
04/16/2012 15:00	532.5	
04/16/2012 16:00	451.8	
04/16/2012 17:00	370.7	
04/16/2012 18:00	330	
04/16/2012 19:00	448.8	
04/16/2012 20:00	470.2	
04/16/2012 21:00	388	
04/16/2012 22:00	368.1	
04/16/2012 23:00	328.7	195
		364.1

Time	Units 1&2 Combined	
	(Part 60 Data)	Day Count
04/17/2012 00:00	310.9	
04/17/2012 01:00	274.4	
04/17/2012 02:00	232.2	
04/17/2012 03:00	274	
04/17/2012 04:00	310.2	
04/17/2012 05:00	344.9	
04/17/2012 06:00	352.2	
04/17/2012 07:00	362.5	
04/17/2012 08:00	377.7	
04/17/2012 09:00	383.9	
04/17/2012 10:00	382.4	
04/17/2012 11:00	381.2	
04/17/2012 12:00	380.9	
04/17/2012 13:00	389.3	
04/17/2012 14:00	390.8	
04/17/2012 15:00	397	
04/17/2012 16:00	368.3	
04/17/2012 17:00	355.1	
04/17/2012 18:00	378.9	
04/17/2012 19:00	424.9	
04/17/2012 20:00	368	
04/17/2012 21:00	316.7	
04/17/2012 22:00	308.4	
04/17/2012 23:00	279.3	196 362.9
04/18/2012 00:00	294.6	
04/18/2012 01:00	290.4	
04/18/2012 02:00	272.2	
04/18/2012 03:00	291.2	
04/18/2012 04:00	309	
04/18/2012 05:00	387.7	
04/18/2012 06:00	360.8	
04/18/2012 07:00	383.9	
04/18/2012 08:00	411.6	
04/18/2012 09:00	449.4	
04/18/2012 10:00	425.9	
04/18/2012 11:00	401.6	
04/18/2012 12:00	424.4	
04/18/2012 13:00	423.2	
04/18/2012 14:00	446.6	
04/18/2012 15:00	448.8	
04/18/2012 16:00	417.1	
04/18/2012 17:00	426.7	
04/18/2012 18:00	455.3	
04/18/2012 19:00	470.2	
04/18/2012 20:00	407.5	

Time	Units 1&2 Combined	
	(Part 60 Data)	Day Count
04/18/2012 21:00	310.1	
04/18/2012 22:00	273.1	
04/18/2012 23:00	298.2	197
04/19/2012 00:00	298.9	361.5
04/19/2012 01:00	274.2	
04/19/2012 02:00	268	
04/19/2012 03:00	283.7	
04/19/2012 04:00	355.8	
04/19/2012 05:00	404.6	
04/19/2012 06:00	429.7	
04/19/2012 07:00	429.8	
04/19/2012 08:00	424.6	
04/19/2012 09:00	506.6	
04/19/2012 10:00	443.5	
04/19/2012 11:00	429	
04/19/2012 12:00	464.1	
04/19/2012 13:00	433.1	
04/19/2012 14:00	402.8	
04/19/2012 15:00	454.8	
04/19/2012 16:00	459.9	
04/19/2012 17:00	438.2	
04/19/2012 18:00	441.4	
04/19/2012 19:00	440.7	
04/19/2012 20:00	447.5	
04/19/2012 21:00	360.6	
04/19/2012 22:00	290.3	
04/19/2012 23:00	282.5	198
04/20/2012 00:00	293.3	362.8
04/20/2012 01:00	280.4	
04/20/2012 02:00	267.7	
04/20/2012 03:00	284.3	
04/20/2012 04:00	332	
04/20/2012 05:00	466.4	
04/20/2012 06:00	410	
04/20/2012 07:00	395.6	
04/20/2012 08:00	439.6	
04/20/2012 09:00	482.3	
04/20/2012 10:00	474.6	
04/20/2012 11:00	435.5	
04/20/2012 12:00	452.5	
04/20/2012 13:00	461.4	
04/20/2012 14:00	429.2	
04/20/2012 15:00	347.7	
04/20/2012 16:00	311.6	
04/20/2012 17:00	273.9	

	Units 1&2 Combined	
Time	(Part 60 Data)	Day Count
04/20/2012 18:00	209.9	
04/20/2012 19:00	238.5	
04/20/2012 20:00	262.9	
04/20/2012 21:00	245.1	
04/20/2012 22:00	263.5	
04/20/2012 23:00	265.2	199
04/21/2012 00:00	265.6	362.4
04/21/2012 01:00	340.4	
04/21/2012 02:00	333.3	
04/21/2012 03:00	375.4	
04/21/2012 04:00	326.8	
04/21/2012 05:00	326.7	
04/21/2012 06:00	503.9	
04/21/2012 07:00	483	
04/21/2012 08:00	420.4	
04/21/2012 09:00	536.6	
04/21/2012 10:00	549.1	
04/21/2012 11:00	485.7	
04/21/2012 12:00	472.3	
04/21/2012 13:00	503.7	
04/21/2012 14:00	483.6	
04/21/2012 15:00	475.8	
04/21/2012 16:00	466.4	
04/21/2012 17:00	439.9	
04/21/2012 18:00	481.7	
04/21/2012 19:00	529.3	
04/21/2012 20:00	544	
04/21/2012 21:00	424.1	
04/21/2012 22:00	385.1	
04/21/2012 23:00	346.9	200
04/22/2012 00:00	392.7	365.0
04/22/2012 01:00	454.9	
04/22/2012 02:00	455.8	
04/22/2012 03:00	391.2	
04/22/2012 04:00	346.3	
04/22/2012 05:00	458.1	
04/22/2012 06:00	444.6	
04/22/2012 07:00	475.5	
04/22/2012 08:00	604.9	
04/22/2012 09:00	527.1	
04/22/2012 10:00	571.2	
04/22/2012 11:00	541.3	
04/22/2012 12:00	530	
04/22/2012 13:00	501.9	
04/22/2012 14:00	536.8	

Time	Units 1&2 Combined	
	(Part 60 Data)	Day Count
04/22/2012 15:00	596.8	
04/22/2012 16:00	608.3	
04/22/2012 17:00	519.5	
04/22/2012 18:00	609.6	
04/22/2012 19:00	601.2	
04/22/2012 20:00	590.2	
04/22/2012 21:00	484.7	
04/22/2012 22:00	479.7	
04/22/2012 23:00	415.7	201
04/23/2012 00:00	403.8	369.7
04/23/2012 01:00	545.8	
04/23/2012 02:00	456	
04/23/2012 03:00	437.9	
04/23/2012 04:00	528.1	
04/23/2012 05:00	668.7	
04/23/2012 06:00	675	
04/23/2012 07:00	617.7	
04/23/2012 08:00	725.1	
04/23/2012 09:00	918.4	
04/23/2012 10:00	931.5	
04/23/2012 11:00	775.4	
04/23/2012 12:00	849.5	
04/23/2012 13:00	852.4	
04/23/2012 14:00	874.2	
04/23/2012 15:00	925.8	
04/23/2012 16:00	921.4	
04/23/2012 17:00	930	
04/23/2012 18:00	725.8	
04/23/2012 19:00	1021.6	
04/23/2012 20:00	958.7	
04/23/2012 21:00	924.9	
04/23/2012 22:00	830.6	
04/23/2012 23:00	693.7	202
04/24/2012 00:00	700.8	383.1
04/24/2012 01:00	615.3	
04/24/2012 02:00	670.7	
04/24/2012 03:00	862.6	
04/24/2012 04:00	715.7	
04/24/2012 05:00	542.3	
04/24/2012 06:00	632.5	
04/24/2012 07:00	583	
04/24/2012 08:00	622.4	
04/24/2012 09:00	608.3	
04/24/2012 10:00	609.7	
04/24/2012 11:00	628.3	

	Units 1&2 Combined	
Time	(Part 60 Data)	Day Count
04/24/2012 12:00	599.5	
04/24/2012 13:00	621.2	
04/24/2012 14:00	639	
04/24/2012 15:00	635.1	
04/24/2012 16:00	629.4	
04/24/2012 17:00	644.4	
04/24/2012 18:00	610.7	
04/24/2012 19:00	596	
04/24/2012 20:00	587.6	
04/24/2012 21:00	610	
04/24/2012 22:00	584.4	
04/24/2012 23:00	589.9	203 393.8
04/25/2012 00:00	582	
04/25/2012 01:00	606.2	
04/25/2012 02:00	590.8	
04/25/2012 03:00	608.9	
04/25/2012 04:00	740.3	
04/25/2012 05:00	888.3	
04/25/2012 06:00	915.9	
04/25/2012 07:00	969.9	
04/25/2012 08:00	932.5	
04/25/2012 09:00	935.6	
04/25/2012 10:00	878.7	
04/25/2012 11:00	738.8	
04/25/2012 12:00	647.4	
04/25/2012 13:00	582.2	
04/25/2012 14:00	526.9	
04/25/2012 15:00	630.9	
04/25/2012 16:00	633.4	
04/25/2012 17:00	571.6	
04/25/2012 18:00	581.2	
04/25/2012 19:00	561.1	
04/25/2012 20:00	541.1	
04/25/2012 21:00	444.5	
04/25/2012 22:00	339.7	
04/25/2012 23:00	345.1	204 403.4
04/26/2012 00:00	330.2	
04/26/2012 01:00	329.9	
04/26/2012 02:00	323.7	
04/26/2012 03:00	377.5	
04/26/2012 04:00	386.6	
04/26/2012 05:00	500.8	
04/26/2012 06:00	433.2	
04/26/2012 07:00	532.4	
04/26/2012 08:00	461.1	

Time	Units 1&2 Combined	
	(Part 60 Data)	Day Count
04/26/2012 09:00	505.9	
04/26/2012 10:00	607.1	
04/26/2012 11:00	364.9	
04/26/2012 12:00	341.7	
04/26/2012 13:00	406	
04/26/2012 14:00	369.2	
04/26/2012 15:00	516	
04/26/2012 16:00	611.1	
04/26/2012 17:00	522.8	
04/26/2012 18:00	520.9	
04/26/2012 19:00	573.8	
04/26/2012 20:00	597.8	
04/26/2012 21:00	412.4	
04/26/2012 22:00	326.7	
04/26/2012 23:00	282.6	205
04/27/2012 00:00	363.5	405.5
04/27/2012 01:00	348.4	
04/27/2012 02:00	351.4	
04/27/2012 03:00	374.6	
04/27/2012 04:00	448.9	
04/27/2012 05:00	541	
04/27/2012 06:00	483.2	
04/27/2012 07:00	586.1	
04/27/2012 08:00	573.7	
04/27/2012 09:00	658.2	
04/27/2012 10:00	692	
04/27/2012 11:00	600.3	
04/27/2012 12:00	540.2	
04/27/2012 13:00	583.6	
04/27/2012 14:00	527.6	
04/27/2012 15:00	565.9	
04/27/2012 16:00	531.4	
04/27/2012 17:00	505.3	
04/27/2012 18:00	422.2	
04/27/2012 19:00	512.5	
04/27/2012 20:00	586.8	
04/27/2012 21:00	470.7	
04/27/2012 22:00	526.3	
04/27/2012 23:00	480.6	206
04/28/2012 00:00	497.2	411.2
04/28/2012 01:00	474.3	
04/28/2012 02:00	456.1	
04/28/2012 03:00	491.5	
04/28/2012 04:00	583.2	
04/28/2012 05:00	633.9	

Time	Units 1&2 Combined	
	(Part 60 Data)	Day Count
04/28/2012 06:00	601.7	
04/28/2012 07:00	652.5	
04/28/2012 08:00	648.2	
04/28/2012 09:00	707	
04/28/2012 10:00	694.2	
04/28/2012 11:00	664.6	
04/28/2012 12:00	640.6	
04/28/2012 13:00	648.7	
04/28/2012 14:00	524.6	
04/28/2012 15:00	569.5	
04/28/2012 16:00	669.7	
04/28/2012 17:00	567.5	
04/28/2012 18:00	541.2	
04/28/2012 19:00	731.7	
04/28/2012 20:00	609	
04/28/2012 21:00	513.2	
04/28/2012 22:00	565.5	
04/28/2012 23:00	522.8	207
04/29/2012 00:00	442.6	418.7
04/29/2012 01:00	421	
04/29/2012 02:00	437.3	
04/29/2012 03:00	444	
04/29/2012 04:00	470.1	
04/29/2012 05:00	515.7	
04/29/2012 06:00	420.6	
04/29/2012 07:00	551	
04/29/2012 08:00	487.2	
04/29/2012 09:00	460.7	
04/29/2012 10:00	506.3	
04/29/2012 11:00	432.7	
04/29/2012 12:00	394.5	
04/29/2012 13:00	456.6	
04/29/2012 14:00	447.3	
04/29/2012 15:00	396.5	
04/29/2012 16:00	509.6	
04/29/2012 17:00	479.3	
04/29/2012 18:00	436.8	
04/29/2012 19:00	609.3	
04/29/2012 20:00	639.7	
04/29/2012 21:00	503.5	
04/29/2012 22:00	436.1	
04/29/2012 23:00	421	208
04/30/2012 00:00	483.7	421.9
04/30/2012 01:00	510.3	
04/30/2012 02:00	520.9	

Time	Units 1&2 Combined	
	(Part 60 Data)	Day Count
04/30/2012 03:00	494.4	
04/30/2012 04:00	502.3	
04/30/2012 05:00	682.6	
04/30/2012 06:00	593.1	
04/30/2012 07:00	559.9	
04/30/2012 08:00	665.8	
04/30/2012 09:00	628.2	
04/30/2012 10:00	648	
04/30/2012 11:00	663.8	
04/30/2012 12:00	642.5	
04/30/2012 13:00	669.5	
04/30/2012 14:00	642.4	
04/30/2012 15:00	623.2	
04/30/2012 16:00	693	
04/30/2012 17:00	642.2	
04/30/2012 18:00	632.1	
04/30/2012 19:00	682.2	
04/30/2012 20:00	640.2	
04/30/2012 21:00	557.9	
04/30/2012 22:00	459.4	
04/30/2012 23:00	535.8	209
05/01/2012 00:00	466.3	429.6
05/01/2012 01:00	413.5	
05/01/2012 02:00	431.9	
05/01/2012 03:00	630.1	
05/01/2012 04:00	691.4	
05/01/2012 05:00	650.2	
05/01/2012 06:00	744.2	
05/01/2012 07:00	684.3	
05/01/2012 08:00	725.3	
05/01/2012 09:00	758.5	
05/01/2012 10:00	748.3	
05/01/2012 11:00	724.6	
05/01/2012 12:00	749.4	
05/01/2012 13:00	744.2	
05/01/2012 14:00	762.3	
05/01/2012 15:00	742.5	
05/01/2012 16:00	751	
05/01/2012 17:00	733.7	
05/01/2012 18:00	770.9	
05/01/2012 19:00	713	
05/01/2012 20:00	677.9	
05/01/2012 21:00	765	
05/01/2012 22:00	604.5	
05/01/2012 23:00	440.3	210
		441.1

Time	Units 1&2 Combined	
	(Part 60 Data)	Day Count
05/02/2012 00:00	523.9	
05/02/2012 01:00	526.8	
05/02/2012 02:00	477.4	
05/02/2012 03:00	498.2	
05/02/2012 04:00	537.8	
05/02/2012 05:00	692.3	
05/02/2012 06:00	741.1	
05/02/2012 07:00	722	
05/02/2012 08:00	714.9	
05/02/2012 09:00	746.2	
05/02/2012 10:00	764.7	
05/02/2012 11:00	742.9	
05/02/2012 12:00	720	
05/02/2012 13:00	711.4	
05/02/2012 14:00	842.4	
05/02/2012 15:00	732.1	
05/02/2012 16:00	749.2	
05/02/2012 17:00	813.5	
05/02/2012 18:00	749	
05/02/2012 19:00	725.3	
05/02/2012 20:00	794.7	
05/02/2012 21:00	623.9	
05/02/2012 22:00	504.5	
05/02/2012 23:00	477.5	211 450.9
05/03/2012 00:00	510.6	
05/03/2012 01:00	470.5	
05/03/2012 02:00	510.6	
05/03/2012 03:00	384.7	
05/03/2012 04:00	306.1	
05/03/2012 05:00	631.4	
05/03/2012 06:00	757.8	
05/03/2012 07:00	702.5	
05/03/2012 08:00	649	
05/03/2012 09:00	747.8	
05/03/2012 10:00	723.8	
05/03/2012 11:00	716.7	
05/03/2012 12:00	742.7	
05/03/2012 13:00	800.1	
05/03/2012 14:00	778.7	
05/03/2012 15:00	728.7	
05/03/2012 16:00	771.6	
05/03/2012 17:00	747.3	
05/03/2012 18:00	727.4	
05/03/2012 19:00	765.1	
05/03/2012 20:00	717.1	

Time	Units 1&2 Combined	
	(Part 60 Data)	Day Count
05/03/2012 21:00	644.2	
05/03/2012 22:00	632.2	
05/03/2012 23:00	524	212
05/04/2012 00:00	489.9	460.2
05/04/2012 01:00	463.6	
05/04/2012 02:00	471.1	
05/04/2012 03:00	454.8	
05/04/2012 04:00	532.8	
05/04/2012 05:00	622	
05/04/2012 06:00	542.3	
05/04/2012 07:00	694.9	
05/04/2012 08:00	766.9	
05/04/2012 09:00	644.8	
05/04/2012 10:00	783.7	
05/04/2012 11:00	769.9	
05/04/2012 12:00	721.2	
05/04/2012 13:00	763.2	
05/04/2012 14:00	781.4	
05/04/2012 15:00	747.9	
05/04/2012 16:00	750.2	
05/04/2012 17:00	664	
05/04/2012 18:00	738.7	
05/04/2012 19:00	711.8	
05/04/2012 20:00	739.3	
05/04/2012 21:00	549.1	
05/04/2012 22:00	600.4	
05/04/2012 23:00	678.7	213
05/05/2012 00:00	586.5	470.7
05/05/2012 01:00	504.7	
05/05/2012 02:00	449.6	
05/05/2012 03:00	446.8	
05/05/2012 04:00	429.2	
05/05/2012 05:00	470.7	
05/05/2012 06:00	456.4	
05/05/2012 07:00	610.8	
05/05/2012 08:00	692.9	
05/05/2012 09:00	662.1	
05/05/2012 10:00	695.9	
05/05/2012 11:00	735.9	
05/05/2012 12:00	677.3	
05/05/2012 13:00	688.9	
05/05/2012 14:00	710.8	
05/05/2012 15:00	690.4	
05/05/2012 16:00	676.4	
05/05/2012 17:00	692	

	Units 1&2 Combined		
Time	(Part 60 Data)	Day Count	
05/05/2012 18:00	640.5		
05/05/2012 19:00	659.5		
05/05/2012 20:00	679.7		
05/05/2012 21:00	471.2		
05/05/2012 22:00	610.1		
05/05/2012 23:00	578.4	214	480.5
05/06/2012 00:00	508		
05/06/2012 01:00	484.1		
05/06/2012 02:00	488.3		
05/06/2012 03:00	472.6		
05/06/2012 04:00	505.3		
05/06/2012 05:00	433.1		
05/06/2012 06:00	483.5		
05/06/2012 07:00	486.8		
05/06/2012 08:00	573.4		
05/06/2012 09:00	637.1		
05/06/2012 10:00	686.7		
05/06/2012 11:00	751.8		
05/06/2012 12:00	696.3		
05/06/2012 13:00	723.9		
05/06/2012 14:00	729.2		
05/06/2012 15:00	719.3		
05/06/2012 16:00	711.6		
05/06/2012 17:00	714.2		
05/06/2012 18:00	662		
05/06/2012 19:00	721.6		
05/06/2012 20:00	695.8		
05/06/2012 21:00	555.9		
05/06/2012 22:00	546.2		
05/06/2012 23:00	602.8	215	488.4
05/07/2012 00:00	421.7		
05/07/2012 01:00	482.7		
05/07/2012 02:00	466.7		
05/07/2012 03:00	452.1		
05/07/2012 04:00	540.5		
05/07/2012 05:00	605.6		
05/07/2012 06:00	676.3		
05/07/2012 07:00	784.4		
05/07/2012 08:00	733.1		
05/07/2012 09:00	756.1		
05/07/2012 10:00	791		
05/07/2012 11:00	750.1		
05/07/2012 12:00	772.3		
05/07/2012 13:00	800.1		
05/07/2012 14:00	771.3		

Time	Units 1&2 Combined	
	(Part 60 Data)	Day Count
05/07/2012 15:00	780.1	
05/07/2012 16:00	753.2	
05/07/2012 17:00	770.4	
05/07/2012 18:00	772.3	
05/07/2012 19:00	759.6	
05/07/2012 20:00	780.5	
05/07/2012 21:00	613	
05/07/2012 22:00	666	
05/07/2012 23:00	731.3	216
05/08/2012 00:00	639.2	499.2
05/08/2012 01:00	696.6	
05/08/2012 02:00	667.2	
05/08/2012 03:00	664.9	
05/08/2012 04:00	676.1	
05/08/2012 05:00	808.1	
05/08/2012 06:00	932.4	
05/08/2012 07:00	982	
05/08/2012 08:00	729.2	
05/08/2012 09:00	665	
05/08/2012 10:00	724.6	
05/08/2012 11:00	765	
05/08/2012 12:00	745.5	
05/08/2012 13:00	718.2	
05/08/2012 14:00	753	
05/08/2012 15:00	736.6	
05/08/2012 16:00	740.1	
05/08/2012 17:00	748.9	
05/08/2012 18:00	742.8	
05/08/2012 19:00	759.2	
05/08/2012 20:00	734.8	
05/08/2012 21:00	613.7	
05/08/2012 22:00	682	
05/08/2012 23:00	576.1	217
05/09/2012 00:00	523.2	513.7
05/09/2012 01:00	504.7	
05/09/2012 02:00	452.3	
05/09/2012 03:00	457.3	
05/09/2012 04:00	577.4	
05/09/2012 05:00	709.5	
05/09/2012 06:00	657.7	
05/09/2012 07:00	712.9	
05/09/2012 08:00	758	
05/09/2012 09:00	707.2	
05/09/2012 10:00	727.5	
05/09/2012 11:00	780.5	

Time	Units 1&2 Combined	
	(Part 60 Data)	Day Count
05/09/2012 12:00	716	
05/09/2012 13:00	685.7	
05/09/2012 14:00	753.6	
05/09/2012 15:00	705.5	
05/09/2012 16:00	812.8	
05/09/2012 17:00	777.5	
05/09/2012 18:00	706.7	
05/09/2012 19:00	802.8	
05/09/2012 20:00	730.2	
05/09/2012 21:00	597.7	
05/09/2012 22:00	551.1	
05/09/2012 23:00	493.3	218
05/10/2012 00:00	540.1	524.0
05/10/2012 01:00	459.9	
05/10/2012 02:00	487.1	
05/10/2012 03:00	451	
05/10/2012 04:00	535.5	
05/10/2012 05:00	569.7	
05/10/2012 06:00	668.5	
05/10/2012 07:00	702.9	
05/10/2012 08:00	738.8	
05/10/2012 09:00	716.7	
05/10/2012 10:00	760.4	
05/10/2012 11:00	569.4	
05/10/2012 12:00	785.2	
05/10/2012 13:00	704.9	
05/10/2012 14:00	692.2	
05/10/2012 15:00	760.8	
05/10/2012 16:00	724.2	
05/10/2012 17:00	720.9	
05/10/2012 18:00	706.1	
05/10/2012 19:00	1189.3	
05/10/2012 20:00	650.3	
05/10/2012 21:00	473.6	
05/10/2012 22:00	542.5	
05/10/2012 23:00	533.1	219
05/11/2012 00:00	448.1	533.8
05/11/2012 01:00	580.3	
05/11/2012 02:00	458.1	
05/11/2012 03:00	519.6	
05/11/2012 04:00	580.8	
05/11/2012 05:00	735.4	
05/11/2012 06:00	716.2	
05/11/2012 07:00	736.1	
05/11/2012 08:00	764.3	

Time	Units 1&2 Combined	
	(Part 60 Data)	Day Count
05/11/2012 09:00	791.8	
05/11/2012 10:00	758.4	
05/11/2012 11:00	742.4	
05/11/2012 12:00	750.9	
05/11/2012 13:00	707.6	
05/11/2012 14:00	714.7	
05/11/2012 15:00	763.5	
05/11/2012 16:00	683.2	
05/11/2012 17:00	652.2	
05/11/2012 18:00	573.7	
05/11/2012 19:00	700.8	
05/11/2012 20:00	700.4	
05/11/2012 21:00	510.2	
05/11/2012 22:00	491.1	
05/11/2012 23:00	418.3	220
05/12/2012 00:00	505.9	540.2
05/12/2012 01:00	573.6	
05/12/2012 02:00	395.3	
05/12/2012 03:00	427	
05/12/2012 04:00	500.7	
05/12/2012 05:00	549.6	
05/12/2012 06:00	470.4	
05/12/2012 07:00	561	
05/12/2012 08:00	679.7	
05/12/2012 09:00	557.3	
05/12/2012 10:00	546.1	
05/12/2012 11:00	564.8	
05/12/2012 12:00	599.9	
05/12/2012 13:00	584	
05/12/2012 14:00	550.2	
05/12/2012 15:00	613.9	
05/12/2012 16:00	667.4	
05/12/2012 17:00	626.5	
05/12/2012 18:00	461.3	
05/12/2012 19:00	474.7	
05/12/2012 20:00	757.5	
05/12/2012 21:00	535	
05/12/2012 22:00	425.8	
05/12/2012 23:00	564.9	221
05/13/2012 00:00	663.2	544.2
05/13/2012 01:00	568	
05/13/2012 02:00	546.7	
05/13/2012 03:00	588.2	
05/13/2012 04:00	778.7	
05/13/2012 05:00	802.5	

Time	Units 1&2 Combined	
	(Part 60 Data)	Day Count
05/13/2012 06:00	796.7	
05/13/2012 07:00	810.3	
05/13/2012 08:00	798.6	
05/13/2012 09:00	793.3	
05/13/2012 10:00	802.4	
05/13/2012 11:00	591.1	
05/13/2012 12:00	562	
05/13/2012 13:00	575.9	
05/13/2012 14:00	600.7	
05/13/2012 15:00	548.2	
05/13/2012 16:00	581.4	
05/13/2012 17:00	571.8	
05/13/2012 18:00	587.5	
05/13/2012 19:00	610.5	
05/13/2012 20:00	619.7	
05/13/2012 21:00	530.3	
05/13/2012 22:00	583.9	
05/13/2012 23:00	572.1	222
05/14/2012 00:00	560.3	552.5
05/14/2012 01:00	587.5	
05/14/2012 02:00	564.9	
05/14/2012 03:00	577.4	
05/14/2012 04:00	603.4	
05/14/2012 05:00	668.9	
05/14/2012 06:00	695.6	
05/14/2012 07:00	648.4	
05/14/2012 08:00	664	
05/14/2012 09:00	673.4	
05/14/2012 10:00	461.6	
05/14/2012 11:00	871.9	
05/14/2012 12:00	950.4	
05/14/2012 13:00	1235.3	
05/14/2012 14:00	899.9	
05/14/2012 15:00	1023.9	
05/14/2012 16:00	1468.6	
05/14/2012 17:00	1372.2	
05/14/2012 18:00	1385	
05/14/2012 19:00	1288	
05/14/2012 20:00	1614.3	
05/14/2012 21:00	1726.4	
05/14/2012 22:00	1363	
05/14/2012 23:00	1297.6	223
05/15/2012 00:00	1218.8	572.3
05/15/2012 01:00	1098.4	
05/15/2012 02:00	674.9	

	Units 1&2 Combined	
Time	(Part 60 Data)	Day Count
05/15/2012 03:00	445.1	
05/15/2012 04:00	639.9	
05/15/2012 05:00	1023.7	
05/15/2012 06:00	936.1	
05/15/2012 07:00	924.8	
05/15/2012 08:00	777.7	
05/15/2012 09:00	881.5	
05/15/2012 10:00	887	
05/15/2012 11:00	885.3	
05/15/2012 12:00	813.7	
05/15/2012 13:00	808.7	
05/15/2012 14:00	751.7	
05/15/2012 15:00	763.4	
05/15/2012 16:00	797.5	
05/15/2012 17:00	710	
05/15/2012 18:00	810.2	
05/15/2012 19:00	833.5	
05/15/2012 20:00	782.3	
05/15/2012 21:00	688	
05/15/2012 22:00	563.6	
05/15/2012 23:00	473.5	224 589.0
05/16/2012 00:00	403.8	
05/16/2012 01:00	614.8	
05/16/2012 02:00	526.5	
05/16/2012 03:00	468.3	
05/16/2012 04:00	566.5	
05/16/2012 05:00	718.1	
05/16/2012 06:00	613	
05/16/2012 07:00	567.8	
05/16/2012 08:00	889.6	
05/16/2012 09:00	857.1	
05/16/2012 10:00	685.7	
05/16/2012 11:00	709.2	
05/16/2012 12:00	713.2	
05/16/2012 13:00	818.1	
05/16/2012 14:00	858	
05/16/2012 15:00	792.7	
05/16/2012 16:00	739.7	
05/16/2012 17:00	742.6	
05/16/2012 18:00	664.1	
05/16/2012 19:00	684.6	
05/16/2012 20:00	696	
05/16/2012 21:00	700.6	
05/16/2012 22:00	523.7	
05/16/2012 23:00	525.4	225 598.2

Time	Units 1&2 Combined	
	(Part 60 Data)	Day Count
05/17/2012 00:00	665.1	
05/17/2012 01:00	472.7	
05/17/2012 02:00	400	
05/17/2012 03:00	506.3	
05/17/2012 04:00	589.3	
05/17/2012 05:00	583.6	
05/17/2012 06:00	633.6	
05/17/2012 07:00	793.1	
05/17/2012 08:00	684.9	
05/17/2012 09:00	729.8	
05/17/2012 10:00	723.5	
05/17/2012 11:00	709.2	
05/17/2012 12:00	889.6	
05/17/2012 13:00	551.3	
05/17/2012 14:00	624.6	
05/17/2012 15:00	626.9	
05/17/2012 16:00	674.6	
05/17/2012 17:00	757.8	
05/17/2012 18:00	711.1	
05/17/2012 19:00	618.7	
05/17/2012 20:00	658.7	
05/17/2012 21:00	369.5	
05/17/2012 22:00	370.3	
05/17/2012 23:00	511.1	226 607.2
05/18/2012 00:00	463.8	
05/18/2012 01:00	496.8	
05/18/2012 02:00	470.1	
05/18/2012 03:00	483.2	
05/18/2012 04:00	524.2	
05/18/2012 05:00	693.6	
05/18/2012 06:00	779.4	
05/18/2012 07:00	723.6	
05/18/2012 08:00	692.9	
05/18/2012 09:00	694.5	
05/18/2012 10:00	737.3	
05/18/2012 11:00	771.9	
05/18/2012 12:00	778.2	
05/18/2012 13:00	729.7	
05/18/2012 14:00	725.2	
05/18/2012 15:00	736.9	
05/18/2012 16:00	779.6	
05/18/2012 17:00	834.2	
05/18/2012 18:00	904.2	
05/18/2012 19:00	761.7	
05/18/2012 20:00	745.7	

Time	Units 1&2 Combined	
	(Part 60 Data)	Day Count
05/18/2012 21:00	484.3	
05/18/2012 22:00	566.4	
05/18/2012 23:00	585.2	227
05/19/2012 00:00	500.9	617.0
05/19/2012 01:00	499.6	
05/19/2012 02:00	509.1	
05/19/2012 03:00	504.1	
05/19/2012 04:00	572	
05/19/2012 05:00	540.9	
05/19/2012 06:00	508	
05/19/2012 07:00	693.2	
05/19/2012 08:00	703.3	
05/19/2012 09:00	662.8	
05/19/2012 10:00	673.4	
05/19/2012 11:00	706.2	
05/19/2012 12:00	809.7	
05/19/2012 13:00	754.9	
05/19/2012 14:00	729.8	
05/19/2012 15:00	761.8	
05/19/2012 16:00	669.4	
05/19/2012 17:00	803	
05/19/2012 18:00	837.8	
05/19/2012 19:00	764.5	
05/19/2012 20:00	743.9	
05/19/2012 21:00	622.9	
05/19/2012 22:00	508.8	
05/19/2012 23:00	452.1	228
05/20/2012 00:00	609.9	625.5
05/20/2012 01:00	523.7	
05/20/2012 02:00	516	
05/20/2012 03:00	509.6	
05/20/2012 04:00	535.7	
05/20/2012 05:00	513	
05/20/2012 06:00	527.9	
05/20/2012 07:00	543.5	
05/20/2012 08:00	644.1	
05/20/2012 09:00	658.6	
05/20/2012 10:00	742.3	
05/20/2012 11:00	718.7	
05/20/2012 12:00	715.9	
05/20/2012 13:00	718.8	
05/20/2012 14:00	1929.7	
05/20/2012 15:00	2407.7	
05/20/2012 16:00	1012.1	
05/20/2012 17:00	745.1	

Time	Units 1&2 Combined	
	(Part 60 Data)	Day Count
05/20/2012 18:00	691.3	
05/20/2012 19:00	682	
05/20/2012 20:00	772.5	
05/20/2012 21:00	638.8	
05/20/2012 22:00	570.3	
05/20/2012 23:00	403.7	229
05/21/2012 00:00	570.8	639.4
05/21/2012 01:00	543.7	
05/21/2012 02:00	490.9	
05/21/2012 03:00	519.6	
05/21/2012 04:00	548.5	
05/21/2012 05:00	647	
05/21/2012 06:00	758.2	
05/21/2012 07:00	679.1	
05/21/2012 08:00	612	
05/21/2012 09:00	669.2	
05/21/2012 10:00	623.6	
05/21/2012 11:00	593.9	
05/21/2012 12:00	572.2	
05/21/2012 13:00	577.4	
05/21/2012 14:00	565	
05/21/2012 15:00	624.1	
05/21/2012 16:00	649.9	
05/21/2012 17:00	634.2	
05/21/2012 18:00	572	
05/21/2012 19:00	539.9	
05/21/2012 20:00	458.2	
05/21/2012 21:00	370.8	
05/21/2012 22:00	398.3	
05/21/2012 23:00	443.6	230
05/22/2012 00:00	454.3	643.8
05/22/2012 01:00	416.7	
05/22/2012 02:00	397.1	
05/22/2012 03:00	408.1	
05/22/2012 04:00	403.8	
05/22/2012 05:00	472.9	
05/22/2012 06:00	488.2	
05/22/2012 07:00	495.9	
05/22/2012 08:00	553.7	
05/22/2012 09:00	571.7	
05/22/2012 10:00	498.4	
05/22/2012 11:00	467.9	
05/22/2012 12:00	490.7	
05/22/2012 13:00	595.3	
05/22/2012 14:00	632.3	

Time	Units 1&2 Combined	
	(Part 60 Data)	Day Count
05/22/2012 15:00	633.6	
05/22/2012 16:00	622.3	
05/22/2012 17:00	693.3	
05/22/2012 18:00	566	
05/22/2012 19:00	588.3	
05/22/2012 20:00	594.9	
05/22/2012 21:00	464.1	
05/22/2012 22:00	396.8	
05/22/2012 23:00	399	231
05/23/2012 00:00	510.4	644.0
05/23/2012 01:00	597.8	
05/23/2012 02:00	513.4	
05/23/2012 03:00	447.1	
05/23/2012 04:00	463.2	
05/23/2012 05:00	543.6	
05/23/2012 06:00	555.9	
05/23/2012 07:00	780	
05/23/2012 08:00	1119.1	
05/23/2012 09:00	1215.2	
05/23/2012 10:00	1235.8	
05/23/2012 11:00	1243	
05/23/2012 12:00	1485	
05/23/2012 13:00	1431.9	
05/23/2012 14:00	1284	
05/23/2012 15:00	1091	
05/23/2012 16:00	966.3	
05/23/2012 17:00	804.1	
05/23/2012 18:00	578.9	
05/23/2012 19:00	463.9	
05/23/2012 20:00	450.5	
05/23/2012 21:00	522.1	
05/23/2012 22:00	404.4	
05/23/2012 23:00	309.7	232
05/24/2012 00:00	408.6	645.1
05/24/2012 01:00	388.5	
05/24/2012 02:00	331.9	
05/24/2012 03:00	308.6	
05/24/2012 04:00	322.9	
05/24/2012 05:00	356.5	
05/24/2012 06:00	519	
05/24/2012 07:00	498.5	
05/24/2012 08:00	695.9	
05/24/2012 09:00	618.6	
05/24/2012 10:00	541	
05/24/2012 11:00	523.9	

Time	Units 1&2 Combined	
	(Part 60 Data)	Day Count
05/24/2012 12:00	590.5	
05/24/2012 13:00	559.2	
05/24/2012 14:00	608.4	
05/24/2012 15:00	695.5	
05/24/2012 16:00	688.9	
05/24/2012 17:00	677.1	
05/24/2012 18:00	625.3	
05/24/2012 19:00	533.9	
05/24/2012 20:00	376.5	
05/24/2012 21:00	248.9	
05/24/2012 22:00	294.3	
05/24/2012 23:00	534.1	233
05/25/2012 00:00	403	640.7
05/25/2012 01:00	380.8	
05/25/2012 02:00	425.1	
05/25/2012 03:00	571.6	
05/25/2012 04:00	620.8	
05/25/2012 05:00	655.8	
05/25/2012 06:00	677.4	
05/25/2012 07:00	594.4	
05/25/2012 08:00	692.4	
05/25/2012 09:00	734.3	
05/25/2012 10:00	675.3	
05/25/2012 11:00	691.2	
05/25/2012 12:00	654.3	
05/25/2012 13:00	636.2	
05/25/2012 14:00	575.3	
05/25/2012 15:00	479.5	
05/25/2012 16:00	435.4	
05/25/2012 17:00	486.1	
05/25/2012 18:00	347.9	
05/25/2012 19:00	237.4	
05/25/2012 20:00	262.7	
05/25/2012 21:00	450.5	
05/25/2012 22:00	472.6	
05/25/2012 23:00	446.9	234
05/26/2012 00:00	406.2	636.3
05/26/2012 01:00	446	
05/26/2012 02:00	479.6	
05/26/2012 03:00	463.6	
05/26/2012 04:00	438	
05/26/2012 05:00	430.9	
05/26/2012 06:00	435.7	
05/26/2012 07:00	441.6	
05/26/2012 08:00	450.6	

	Units 1&2 Combined		
Time	(Part 60 Data)	Day Count	
05/26/2012 09:00	451.1		
05/26/2012 10:00	431.5		
05/26/2012 11:00	424.7		
05/26/2012 12:00	386.3		
05/26/2012 13:00	353.2		
05/26/2012 14:00	397.2		
05/26/2012 15:00	455.6		
05/26/2012 16:00	433.1		
05/26/2012 17:00	442.9		
05/26/2012 18:00	462.3		
05/26/2012 19:00	423.1		
05/26/2012 20:00	418		
05/26/2012 21:00	459.2		
05/26/2012 22:00	472.3		
05/26/2012 23:00	412.5	235	636.0
05/27/2012 00:00	424.7		
05/27/2012 01:00	457.5		
05/27/2012 02:00	450.6		
05/27/2012 03:00	449.8		
05/27/2012 04:00	435.8		
05/27/2012 05:00	420		
05/27/2012 06:00	436.9		
05/27/2012 07:00	508.7		
05/27/2012 08:00	496.2		
05/27/2012 09:00	550.1		
05/27/2012 10:00	545.5		
05/27/2012 11:00	666.9		
05/27/2012 12:00	657.7		
05/27/2012 13:00	473.6		
05/27/2012 14:00	296.9		
05/27/2012 15:00	318.4		
05/27/2012 16:00	488.9		
05/27/2012 17:00	593.3		
05/27/2012 18:00	465.9		
05/27/2012 19:00	401		
05/27/2012 20:00	521.8		
05/27/2012 21:00	708.9		
05/27/2012 22:00	521.7		
05/27/2012 23:00	323.8	236	635.1
05/28/2012 00:00	302.7		
05/28/2012 01:00	459.3		
05/28/2012 02:00	580.1		
05/28/2012 03:00	463.1		
05/28/2012 04:00	423		
05/28/2012 05:00	426		

Time	Units 1&2 Combined	
	(Part 60 Data)	Day Count
05/28/2012 06:00	447.4	
05/28/2012 07:00	491.4	
05/28/2012 08:00	630.3	
05/28/2012 09:00	623.5	
05/28/2012 10:00	576.2	
05/28/2012 11:00	577.4	
05/28/2012 12:00	613.7	
05/28/2012 13:00	597.4	
05/28/2012 14:00	600.8	
05/28/2012 15:00	594.9	
05/28/2012 16:00	581.6	
05/28/2012 17:00	604.3	
05/28/2012 18:00	622.8	
05/28/2012 19:00	637	
05/28/2012 20:00	610.7	
05/28/2012 21:00	616.6	
05/28/2012 22:00	499.7	
05/28/2012 23:00	476.7	237
05/29/2012 00:00	471	633.5
05/29/2012 01:00	398.4	
05/29/2012 02:00	439.1	
05/29/2012 03:00	526.4	
05/29/2012 04:00	557.9	
05/29/2012 05:00	546.1	
05/29/2012 06:00	500.2	
05/29/2012 07:00	535.3	
05/29/2012 08:00	580.4	
05/29/2012 09:00	536.4	
05/29/2012 10:00	644.8	
05/29/2012 11:00	601.4	
05/29/2012 12:00	678.2	
05/29/2012 13:00	659.8	
05/29/2012 14:00	580.9	
05/29/2012 15:00	473.3	
05/29/2012 16:00	448.8	
05/29/2012 17:00	538.8	
05/29/2012 18:00	660.7	
05/29/2012 19:00	608.1	
05/29/2012 20:00	539.4	
05/29/2012 21:00	466.9	
05/29/2012 22:00	346.6	
05/29/2012 23:00	240.6	238
05/30/2012 00:00	166.8	635.2
05/30/2012 01:00	152.2	
05/30/2012 02:00	147.8	

	Units 1&2 Combined	
Time	(Part 60 Data)	Day Count
05/30/2012 03:00	176.4	
05/30/2012 04:00	193.9	
05/30/2012 05:00	214.5	
05/30/2012 06:00	245.9	
05/30/2012 07:00	316.1	
05/30/2012 08:00	339.9	
05/30/2012 09:00	375	
05/30/2012 10:00	380.1	
05/30/2012 11:00	379.5	
05/30/2012 12:00	366.5	
05/30/2012 13:00	360.7	
05/30/2012 14:00	363.7	
05/30/2012 15:00	390.4	
05/30/2012 16:00	412.3	
05/30/2012 17:00	418.6	
05/30/2012 18:00	435.3	
05/30/2012 19:00	428.7	
05/30/2012 20:00	433.7	
05/30/2012 21:00	425	
05/30/2012 22:00	312.1	
05/30/2012 23:00	200.7	239
05/31/2012 00:00	198.6	625.9
05/31/2012 01:00	235.4	
05/31/2012 02:00	291.3	
05/31/2012 03:00	463.5	
05/31/2012 04:00	592.2	
05/31/2012 05:00	491.8	
05/31/2012 06:00	392.1	
05/31/2012 07:00	405.2	
05/31/2012 08:00	518.6	
05/31/2012 09:00	795.1	
05/31/2012 10:00	685.2	
05/31/2012 11:00	595.2	
05/31/2012 12:00	546.8	
05/31/2012 13:00	528.4	
05/31/2012 14:00	590.8	
05/31/2012 15:00	628.9	
05/31/2012 16:00	665.8	
05/31/2012 17:00	649.7	
05/31/2012 18:00	600.6	
05/31/2012 19:00	619	
05/31/2012 20:00	616.2	
05/31/2012 21:00	537.5	
05/31/2012 22:00	313.3	
05/31/2012 23:00	303.6	240
		620.5

Time	Units 1&2 Combined	
	(Part 60 Data)	Day Count
06/01/2012 00:00	507.5	
06/01/2012 01:00	547.4	
06/01/2012 02:00	439	
06/01/2012 03:00	417.7	
06/01/2012 04:00	425.5	
06/01/2012 05:00	464.1	
06/01/2012 06:00	461	
06/01/2012 07:00	446.2	
06/01/2012 08:00	447.2	
06/01/2012 09:00	639	
06/01/2012 10:00	608.3	
06/01/2012 11:00	497.6	
06/01/2012 12:00	501.4	
06/01/2012 13:00	527.3	
06/01/2012 14:00	530.7	
06/01/2012 15:00	344.6	
06/01/2012 16:00	368.6	
06/01/2012 17:00	452.5	
06/01/2012 18:00	396.3	
06/01/2012 19:00	387.3	
06/01/2012 20:00	431.8	
06/01/2012 21:00	411	
06/01/2012 22:00	407.7	
06/01/2012 23:00	409.4	241
06/02/2012 00:00	416.6	613.5
06/02/2012 01:00	414.4	
06/02/2012 02:00	437.5	
06/02/2012 03:00	439.6	
06/02/2012 04:00	405.9	
06/02/2012 05:00	393.3	
06/02/2012 06:00	428.2	
06/02/2012 07:00	429.2	
06/02/2012 08:00	420.7	
06/02/2012 09:00	413.8	
06/02/2012 10:00	421.6	
06/02/2012 11:00	442.2	
06/02/2012 12:00	440	
06/02/2012 13:00	405.7	
06/02/2012 14:00	407	
06/02/2012 15:00	422.3	
06/02/2012 16:00	412.5	
06/02/2012 17:00	420.2	
06/02/2012 18:00	439.4	
06/02/2012 19:00	393.1	
06/02/2012 20:00	408.4	

Time	Units 1&2 Combined	
	(Part 60 Data)	Day Count
06/02/2012 21:00	410.1	
06/02/2012 22:00	441.8	
06/02/2012 23:00	423.3	242
06/03/2012 00:00	397.8	605.7
06/03/2012 01:00	409.1	
06/03/2012 02:00	447.9	
06/03/2012 03:00	409.5	
06/03/2012 04:00	392.3	
06/03/2012 05:00	416.6	
06/03/2012 06:00	402.3	
06/03/2012 07:00	405.7	
06/03/2012 08:00	424	
06/03/2012 09:00	420	
06/03/2012 10:00	417.7	
06/03/2012 11:00	408.6	
06/03/2012 12:00	424.1	
06/03/2012 13:00	617.8	
06/03/2012 14:00	542.3	
06/03/2012 15:00	445.3	
06/03/2012 16:00	450.5	
06/03/2012 17:00	491.3	
06/03/2012 18:00	554.7	
06/03/2012 19:00	625.6	
06/03/2012 20:00	545	
06/03/2012 21:00	345.3	
06/03/2012 22:00	284.4	
06/03/2012 23:00	0	243
06/05/2012 00:00	0	599.0
06/05/2012 01:00	0	
06/05/2012 02:00	0	
06/05/2012 03:00	0	
06/05/2012 04:00	0	
06/05/2012 05:00	0	
06/05/2012 06:00	0	
06/05/2012 07:00	0	
06/05/2012 08:00	0	
06/05/2012 09:00	0	
06/05/2012 10:00	0	
06/05/2012 11:00	0	
06/05/2012 12:00	0	
06/05/2012 13:00	0	
06/05/2012 14:00	0	
06/05/2012 15:00	0	
06/05/2012 16:00	0	
06/05/2012 17:00	0	

Time	Units 1&2 Combined	
	(Part 60 Data)	Day Count
06/05/2012 18:00	0	
06/05/2012 19:00	0	
06/05/2012 20:00	0.7	
06/05/2012 21:00	5.2	
06/05/2012 22:00	0	
06/05/2012 23:00	0	244
06/06/2012 00:00	8.3	597.1
06/06/2012 01:00	11.3	
06/06/2012 02:00	24.2	
06/06/2012 03:00	25	
06/06/2012 04:00	39.5	
06/06/2012 05:00	41.8	
06/06/2012 06:00	33.5	
06/06/2012 07:00	41.1	
06/06/2012 08:00	38.1	
06/06/2012 09:00	41	
06/06/2012 10:00	60	
06/06/2012 11:00	41.4	
06/06/2012 12:00	57.4	
06/06/2012 13:00	67.7	
06/06/2012 14:00	132.8	
06/06/2012 15:00	141.2	
06/06/2012 16:00	275.2	
06/06/2012 17:00	813.2	
06/06/2012 18:00	986.4	
06/06/2012 19:00	1078.2	
06/06/2012 20:00	2482.8	
06/06/2012 21:00	2594	
06/06/2012 22:00	743.3	
06/06/2012 23:00	707.3	245
06/07/2012 00:00	591.5	591.2
06/07/2012 01:00	581.5	
06/07/2012 02:00	611.1	
06/07/2012 03:00	656.8	
06/07/2012 04:00	647.8	
06/07/2012 05:00	542.3	
06/07/2012 06:00	524.6	
06/07/2012 07:00	651.6	
06/07/2012 08:00	581.3	
06/07/2012 09:00	596.5	
06/07/2012 10:00	776.6	
06/07/2012 11:00	834.6	
06/07/2012 12:00	798	
06/07/2012 13:00	708.5	
06/07/2012 14:00	599.5	

	Units 1&2 Combined	
Time	(Part 60 Data)	Day Count
06/07/2012 15:00	586.5	
06/07/2012 16:00	596.7	
06/07/2012 17:00	651.1	
06/07/2012 18:00	680.1	
06/07/2012 19:00	641.9	
06/07/2012 20:00	612.5	
06/07/2012 21:00	509.4	
06/07/2012 22:00	535	
06/07/2012 23:00	469.6	246
06/08/2012 00:00	466.9	589.1
06/08/2012 01:00	448.4	
06/08/2012 02:00	436.3	
06/08/2012 03:00	482.5	
06/08/2012 04:00	442.3	
06/08/2012 05:00	438.4	
06/08/2012 06:00	472.3	
06/08/2012 07:00	604.4	
06/08/2012 08:00	701.5	
06/08/2012 09:00	707.8	
06/08/2012 10:00	696.2	
06/08/2012 11:00	632	
06/08/2012 12:00	602.5	
06/08/2012 13:00	663.5	
06/08/2012 14:00	830.3	
06/08/2012 15:00	644.2	
06/08/2012 16:00	669.1	
06/08/2012 17:00	728.7	
06/08/2012 18:00	560.1	
06/08/2012 19:00	651	
06/08/2012 20:00	633.1	
06/08/2012 21:00	440.9	
06/08/2012 22:00	506.9	
06/08/2012 23:00	457.1	247
06/09/2012 00:00	423.5	584.0
06/09/2012 01:00	456	
06/09/2012 02:00	440.5	
06/09/2012 03:00	434.2	
06/09/2012 04:00	447.3	
06/09/2012 05:00	461.4	
06/09/2012 06:00	437	
06/09/2012 07:00	444.3	
06/09/2012 08:00	494.7	
06/09/2012 09:00	522.6	
06/09/2012 10:00	511.4	
06/09/2012 11:00	548.8	

Time	Units 1&2 Combined	
	(Part 60 Data)	Day Count
06/09/2012 12:00	482.6	
06/09/2012 13:00	648.2	
06/09/2012 14:00	561.7	
06/09/2012 15:00	561.6	
06/09/2012 16:00	644.7	
06/09/2012 17:00	610	
06/09/2012 18:00	571.3	
06/09/2012 19:00	489.4	
06/09/2012 20:00	651.1	
06/09/2012 21:00	660.7	
06/09/2012 22:00	587.1	
06/09/2012 23:00	630.1	248
06/10/2012 00:00	643.6	579.4
06/10/2012 01:00	620.9	
06/10/2012 02:00	641	
06/10/2012 03:00	646.8	
06/10/2012 04:00	656.6	
06/10/2012 05:00	647.2	
06/10/2012 06:00	655.1	
06/10/2012 07:00	647.8	
06/10/2012 08:00	643	
06/10/2012 09:00	677.6	
06/10/2012 10:00	667.5	
06/10/2012 11:00	656.8	
06/10/2012 12:00	704.1	
06/10/2012 13:00	722.4	
06/10/2012 14:00	707.9	
06/10/2012 15:00	695	
06/10/2012 16:00	736	
06/10/2012 17:00	805.7	
06/10/2012 18:00	928.4	
06/10/2012 19:00	1040.4	
06/10/2012 20:00	1098.5	
06/10/2012 21:00	903.2	
06/10/2012 22:00	840.8	
06/10/2012 23:00	837.1	249
06/11/2012 00:00	764.6	582.5
06/11/2012 01:00	771.7	
06/11/2012 02:00	825	
06/11/2012 03:00	830.5	
06/11/2012 04:00	817.7	
06/11/2012 05:00	844.4	
06/11/2012 06:00	871	
06/11/2012 07:00	1035.7	
06/11/2012 08:00	1150.8	

Time	Units 1&2 Combined	
	(Part 60 Data)	Day Count
06/11/2012 09:00	992.8	
06/11/2012 10:00	1359.2	
06/11/2012 11:00	1264.8	
06/11/2012 12:00	1138.9	
06/11/2012 13:00	1056.9	
06/11/2012 14:00	1068.2	
06/11/2012 15:00	1231.2	
06/11/2012 16:00	1296.5	
06/11/2012 17:00	1040	
06/11/2012 18:00	1203	
06/11/2012 19:00	1144.7	
06/11/2012 20:00	1256.9	
06/11/2012 21:00	983	
06/11/2012 22:00	920.9	
06/11/2012 23:00	782.4	250
06/12/2012 00:00	849.6	595.6
06/12/2012 01:00	947.7	
06/12/2012 02:00	892.3	
06/12/2012 03:00	852.6	
06/12/2012 04:00	871.9	
06/12/2012 05:00	870.6	
06/12/2012 06:00	1119.2	
06/12/2012 07:00	1184.1	
06/12/2012 08:00	1183	
06/12/2012 09:00	1546.3	
06/12/2012 10:00	1242.4	
06/12/2012 11:00	1040.1	
06/12/2012 12:00	1367.8	
06/12/2012 13:00	1514.3	
06/12/2012 14:00	1478.7	
06/12/2012 15:00	1228.5	
06/12/2012 16:00	1430.7	
06/12/2012 17:00	1580.3	
06/12/2012 18:00	1056.4	
06/12/2012 19:00	1159.7	
06/12/2012 20:00	1173.5	
06/12/2012 21:00	1026.5	
06/12/2012 22:00	926.6	
06/12/2012 23:00	975.3	251
06/13/2012 00:00	972.9	616.2
06/13/2012 01:00	938.4	
06/13/2012 02:00	925.3	
06/13/2012 03:00	933.9	
06/13/2012 04:00	883.4	
06/13/2012 05:00	889.3	

Time	Units 1&2 Combined	
	(Part 60 Data)	Day Count
06/13/2012 06:00	866.9	
06/13/2012 07:00	954.7	
06/13/2012 08:00	934.6	
06/13/2012 09:00	1228.7	
06/13/2012 10:00	1208.6	
06/13/2012 11:00	962.6	
06/13/2012 12:00	1242.8	
06/13/2012 13:00	1291.6	
06/13/2012 14:00	1269.7	
06/13/2012 15:00	1466.4	
06/13/2012 16:00	1372.7	
06/13/2012 17:00	1199.9	
06/13/2012 18:00	954.7	
06/13/2012 19:00	1093	
06/13/2012 20:00	1153.4	
06/13/2012 21:00	1007.6	
06/13/2012 22:00	962.8	
06/13/2012 23:00	872.4	252
06/14/2012 00:00	953.4	630.7
06/14/2012 01:00	927.5	
06/14/2012 02:00	933	
06/14/2012 03:00	1001.3	
06/14/2012 04:00	889.5	
06/14/2012 05:00	912.4	
06/14/2012 06:00	929.5	
06/14/2012 07:00	913.7	
06/14/2012 08:00	1067.5	
06/14/2012 09:00	1303.1	
06/14/2012 10:00	1037.2	
06/14/2012 11:00	1146.9	
06/14/2012 12:00	1239.1	
06/14/2012 13:00	1309.5	
06/14/2012 14:00	1494.9	
06/14/2012 15:00	1321.8	
06/14/2012 16:00	1460.4	
06/14/2012 17:00	1352.6	
06/14/2012 18:00	1144.8	
06/14/2012 19:00	1002.6	
06/14/2012 20:00	1473.9	
06/14/2012 21:00	846.8	
06/14/2012 22:00	890.4	
06/14/2012 23:00	986.3	253
06/15/2012 00:00	940.1	635.5
06/15/2012 01:00	910.7	
06/15/2012 02:00	907.5	

	Units 1&2 Combined	
Time	(Part 60 Data)	Day Count
06/15/2012 03:00	951.7	
06/15/2012 04:00	895.5	
06/15/2012 05:00	911.9	
06/15/2012 06:00	974.3	
06/15/2012 07:00	1246.6	
06/15/2012 08:00	1279.4	
06/15/2012 09:00	1272.9	
06/15/2012 10:00	1426.5	
06/15/2012 11:00	1268.6	
06/15/2012 12:00	1300.3	
06/15/2012 13:00	1478.5	
06/15/2012 14:00	1530.3	
06/15/2012 15:00	1256.8	
06/15/2012 16:00	1100.9	
06/15/2012 17:00	1035.9	
06/15/2012 18:00	1061.6	
06/15/2012 19:00	1408.8	
06/15/2012 20:00	1374.3	
06/15/2012 21:00	915.2	
06/15/2012 22:00	802.9	
06/15/2012 23:00	881.5	254 646.9
06/16/2012 00:00	1014.8	
06/16/2012 01:00	1000.5	
06/16/2012 02:00	886.9	
06/16/2012 03:00	995	
06/16/2012 04:00	954.2	
06/16/2012 05:00	939.7	
06/16/2012 06:00	959.5	
06/16/2012 07:00	933.1	
06/16/2012 08:00	986.8	
06/16/2012 09:00	1374.5	
06/16/2012 10:00	1305.1	
06/16/2012 11:00	1346.1	
06/16/2012 12:00	1352	
06/16/2012 13:00	1099.8	
06/16/2012 14:00	1339.2	
06/16/2012 15:00	1466.3	
06/16/2012 16:00	1423.1	
06/16/2012 17:00	1122.3	
06/16/2012 18:00	1017.2	
06/16/2012 19:00	977.3	
06/16/2012 20:00	1037.7	
06/16/2012 21:00	1092.7	
06/16/2012 22:00	870.6	
06/16/2012 23:00	898.8	255 661.7

Time	Units 1&2 Combined	
	(Part 60 Data)	Day Count
06/17/2012 00:00	957.6	
06/17/2012 01:00	770.1	
06/17/2012 02:00	1259.2	
06/17/2012 03:00	987.2	
06/17/2012 04:00	903.8	
06/17/2012 05:00	913	
06/17/2012 06:00	955.5	
06/17/2012 07:00	990.1	
06/17/2012 08:00	976.7	
06/17/2012 09:00	965.8	
06/17/2012 10:00	976.8	
06/17/2012 11:00	1174.7	
06/17/2012 12:00	1033.7	
06/17/2012 13:00	1010.5	
06/17/2012 14:00	1040	
06/17/2012 15:00	1147.2	
06/17/2012 16:00	1119.7	
06/17/2012 17:00	1025.9	
06/17/2012 18:00	986	
06/17/2012 19:00	956.7	
06/17/2012 20:00	1071	
06/17/2012 21:00	936.6	
06/17/2012 22:00	925	
06/17/2012 23:00	951.4	256 674.8
06/18/2012 00:00	1003.3	
06/18/2012 01:00	916.8	
06/18/2012 02:00	910.8	
06/18/2012 03:00	652.4	
06/18/2012 04:00	584.7	
06/18/2012 05:00	487.4	
06/18/2012 06:00	574.9	
06/18/2012 07:00	628.7	
06/18/2012 08:00	650.3	
06/18/2012 09:00	697.9	
06/18/2012 10:00	696.2	
06/18/2012 11:00	680.1	
06/18/2012 12:00	777.9	
06/18/2012 13:00	704.3	
06/18/2012 14:00	760.4	
06/18/2012 15:00	852.7	
06/18/2012 16:00	679.9	
06/18/2012 17:00	562	
06/18/2012 18:00	586.1	
06/18/2012 19:00	704.6	
06/18/2012 20:00	614.9	

Time	Units 1&2 Combined	
	(Part 60 Data)	Day Count
06/18/2012 21:00	471.8	
06/18/2012 22:00	447.5	
06/18/2012 23:00	481.3	257
06/19/2012 00:00	540.3	674.8
06/19/2012 01:00	469.1	
06/19/2012 02:00	447.9	
06/19/2012 03:00	516.9	
06/19/2012 04:00	519.9	
06/19/2012 05:00	473.9	
06/19/2012 06:00	465.7	
06/19/2012 07:00	560.9	
06/19/2012 08:00	634.6	
06/19/2012 09:00	599	
06/19/2012 10:00	639.6	
06/19/2012 11:00	648.2	
06/19/2012 12:00	678.2	
06/19/2012 13:00	652	
06/19/2012 14:00	634.2	
06/19/2012 15:00	731.7	
06/19/2012 16:00	784	
06/19/2012 17:00	554.9	
06/19/2012 18:00	774.6	
06/19/2012 19:00	788.7	
06/19/2012 20:00	763.3	
06/19/2012 21:00	660.7	
06/19/2012 22:00	525.2	
06/19/2012 23:00	420.7	258
06/20/2012 00:00	394.3	673.3
06/20/2012 01:00	449.2	
06/20/2012 02:00	398.2	
06/20/2012 03:00	326.6	
06/20/2012 04:00	324.1	
06/20/2012 05:00	411.2	
06/20/2012 06:00	465.6	
06/20/2012 07:00	547.3	
06/20/2012 08:00	644.8	
06/20/2012 09:00	805.1	
06/20/2012 10:00	1226	
06/20/2012 11:00	1100.1	
06/20/2012 12:00	1052	
06/20/2012 13:00	980.1	
06/20/2012 14:00	825	
06/20/2012 15:00	767.7	
06/20/2012 16:00	729	
06/20/2012 17:00	635.7	

Time	Units 1&2 Combined	
	(Part 60 Data)	Day Count
06/20/2012 18:00	426.9	
06/20/2012 19:00	400.8	
06/20/2012 20:00	490.3	
06/20/2012 21:00	617	
06/20/2012 22:00	618.5	
06/20/2012 23:00	495.4	259
06/21/2012 00:00	610	668.7
06/21/2012 01:00	647.9	
06/21/2012 02:00	389.9	
06/21/2012 03:00	336.5	
06/21/2012 04:00	349.1	
06/21/2012 05:00	400.5	
06/21/2012 06:00	394.1	
06/21/2012 07:00	663.3	
06/21/2012 08:00	801.7	
06/21/2012 09:00	733.3	
06/21/2012 10:00	733.3	
06/21/2012 11:00	737.5	
06/21/2012 12:00	761.9	
06/21/2012 13:00	937.1	
06/21/2012 14:00	1125.5	
06/21/2012 15:00	962.7	
06/21/2012 16:00	852.1	
06/21/2012 17:00	815.8	
06/21/2012 18:00	791.2	
06/21/2012 19:00	794.7	
06/21/2012 20:00	724.3	
06/21/2012 21:00	635.9	
06/21/2012 22:00	764.4	
06/21/2012 23:00	593.3	260
06/22/2012 00:00	445.1	672.8
06/22/2012 01:00	510.4	
06/22/2012 02:00	493.2	
06/22/2012 03:00	444.4	
06/22/2012 04:00	493.2	
06/22/2012 05:00	530.8	
06/22/2012 06:00	530.7	
06/22/2012 07:00	744.7	
06/22/2012 08:00	662.8	
06/22/2012 09:00	599.8	
06/22/2012 10:00	788.6	
06/22/2012 11:00	754.4	
06/22/2012 12:00	743.4	
06/22/2012 13:00	871.9	
06/22/2012 14:00	824.9	

Time	Units 1&2 Combined	
	(Part 60 Data)	Day Count
06/22/2012 15:00	789.7	
06/22/2012 16:00	746.3	
06/22/2012 17:00	645.9	
06/22/2012 18:00	677.9	
06/22/2012 19:00	623	
06/22/2012 20:00	537.2	
06/22/2012 21:00	646.1	
06/22/2012 22:00	438.1	
06/22/2012 23:00	515	261
06/23/2012 00:00	617.6	676.8
06/23/2012 01:00	516.5	
06/23/2012 02:00	432.8	
06/23/2012 03:00	628.9	
06/23/2012 04:00	605	
06/23/2012 05:00	531.9	
06/23/2012 06:00	605.2	
06/23/2012 07:00	656.6	
06/23/2012 08:00	687.5	
06/23/2012 09:00	805.5	
06/23/2012 10:00	733.8	
06/23/2012 11:00	820.9	
06/23/2012 12:00	810.8	
06/23/2012 13:00	815.1	
06/23/2012 14:00	799.5	
06/23/2012 15:00	1020.1	
06/23/2012 16:00	1096.8	
06/23/2012 17:00	791	
06/23/2012 18:00	727.3	
06/23/2012 19:00	816.6	
06/23/2012 20:00	822.8	
06/23/2012 21:00	742.5	
06/23/2012 22:00	796.7	
06/23/2012 23:00	760.9	262
06/24/2012 00:00	796.7	674.8
06/24/2012 01:00	842.5	
06/24/2012 02:00	744.1	
06/24/2012 03:00	660.5	
06/24/2012 04:00	738.5	
06/24/2012 05:00	755.6	
06/24/2012 06:00	696.1	
06/24/2012 07:00	745.4	
06/24/2012 08:00	855.8	
06/24/2012 09:00	683.4	
06/24/2012 10:00	867.7	
06/24/2012 11:00	930.1	

Time	Units 1&2 Combined	
	(Part 60 Data)	Day Count
06/24/2012 12:00	785	
06/24/2012 13:00	808.8	
06/24/2012 14:00	832.6	
06/24/2012 15:00	957.1	
06/24/2012 16:00	1118	
06/24/2012 17:00	1036	
06/24/2012 18:00	1195.3	
06/24/2012 19:00	1077.4	
06/24/2012 20:00	1174.1	
06/24/2012 21:00	1114.9	
06/24/2012 22:00	975.4	
06/24/2012 23:00	911	263 688.2
06/25/2012 00:00	821.8	
06/25/2012 01:00	707.4	
06/25/2012 02:00	732.7	
06/25/2012 03:00	664.5	
06/25/2012 04:00	776.5	
06/25/2012 05:00	788.9	
06/25/2012 06:00	886	
06/25/2012 07:00	1092.1	
06/25/2012 08:00	1096.3	
06/25/2012 09:00	2018.6	
06/25/2012 10:00	1843.1	
06/25/2012 11:00	1785	
06/25/2012 12:00	1481.3	
06/25/2012 13:00	1207.8	
06/25/2012 14:00	1245.1	
06/25/2012 15:00	1444.4	
06/25/2012 16:00	1413.1	
06/25/2012 17:00	1457	
06/25/2012 18:00	1264.4	
06/25/2012 19:00	1343.1	
06/25/2012 20:00	1727.4	
06/25/2012 21:00	1468	
06/25/2012 22:00	1208.5	
06/25/2012 23:00	922.6	264 712.3
06/26/2012 00:00	913.9	
06/26/2012 01:00	958.3	
06/26/2012 02:00	946.2	
06/26/2012 03:00	903	
06/26/2012 04:00	907.7	
06/26/2012 05:00	908.4	
06/26/2012 06:00	898.5	
06/26/2012 07:00	786.1	
06/26/2012 08:00	773.2	

	Units 1&2 Combined			
Time	(Part 60 Data)	Day Count		
06/26/2012 09:00	830			
06/26/2012 10:00	680.4			
06/26/2012 11:00	902.8			
06/26/2012 12:00	995.9			
06/26/2012 13:00	949.6			
06/26/2012 14:00	1072.5			
06/26/2012 15:00	1191.8			
06/26/2012 16:00	987.6			
06/26/2012 17:00	946.6			
06/26/2012 18:00	858.1			
06/26/2012 19:00	1153.8			
06/26/2012 20:00	1216.2			
06/26/2012 21:00	800.6			
06/26/2012 22:00	763.1			
06/26/2012 23:00	890.6	265		729.3
06/27/2012 00:00	944.4			
06/27/2012 01:00	866.3			
06/27/2012 02:00	794.3			
06/27/2012 03:00	762.6			
06/27/2012 04:00	754.4			
06/27/2012 05:00	725.5			
06/27/2012 06:00	925.6			
06/27/2012 07:00	1025.4			
06/27/2012 08:00	2515.6			
06/27/2012 09:00	12823			
06/27/2012 10:00	1083.5			
06/27/2012 11:00	11353.1			
06/27/2012 12:00	1228.1			
06/27/2012 13:00	1337.1			
06/27/2012 14:00	1123.4			
06/27/2012 15:00	1103.6			
06/27/2012 16:00	1147			
06/27/2012 17:00	1203			
06/27/2012 18:00	1153.1			
06/27/2012 19:00	985.1			
06/27/2012 20:00	1063			
06/27/2012 21:00	848.6			
06/27/2012 22:00	728			
06/27/2012 23:00	894.4	266		780.6
06/28/2012 00:00	890.6			
06/28/2012 01:00	831.6			
06/28/2012 02:00	880.9			
06/28/2012 03:00	887.1			
06/28/2012 04:00	889.7			
06/28/2012 05:00	938.9			

Time	Units 1&2 Combined	
	(Part 60 Data)	Day Count
06/28/2012 06:00	1157	
06/28/2012 07:00	901.7	
06/28/2012 08:00	946.4	
06/28/2012 09:00	1281.8	
06/28/2012 10:00	1450.5	
06/28/2012 11:00	1261.6	
06/28/2012 12:00	1096.4	
06/28/2012 13:00	1079.2	
06/28/2012 14:00	1176.5	
06/28/2012 15:00	1121.7	
06/28/2012 16:00	1131.1	
06/28/2012 17:00	1157.2	
06/28/2012 18:00	1204.8	
06/28/2012 19:00	1160.1	
06/28/2012 20:00	1129.7	
06/28/2012 21:00	1132.3	
06/28/2012 22:00	1013.9	
06/28/2012 23:00	892.1	267
06/29/2012 00:00	790.5	798.6
06/29/2012 01:00	803.1	
06/29/2012 02:00	739	
06/29/2012 03:00	803.1	
06/29/2012 04:00	859.8	
06/29/2012 05:00	769.1	
06/29/2012 06:00	845.7	
06/29/2012 07:00	1143	
06/29/2012 08:00	1233	
06/29/2012 09:00	1341.8	
06/29/2012 10:00	1166.3	
06/29/2012 11:00	1146	
06/29/2012 12:00	1156.1	
06/29/2012 13:00	1183.9	
06/29/2012 14:00	1111.8	
06/29/2012 15:00	819.3	
06/29/2012 16:00	641.6	
06/29/2012 17:00	836.4	
06/29/2012 18:00	1004.5	
06/29/2012 19:00	860.3	
06/29/2012 20:00	785.9	
06/29/2012 21:00	787.1	
06/29/2012 22:00	706.1	
06/29/2012 23:00	725.1	268
06/30/2012 00:00	732.2	812.5
06/30/2012 01:00	699.7	
06/30/2012 02:00	720.1	

	Units 1&2 Combined	
Time	(Part 60 Data)	Day Count
06/30/2012 03:00	753.9	
06/30/2012 04:00	711.8	
06/30/2012 05:00	692.3	
06/30/2012 06:00	775.3	
06/30/2012 07:00	725.2	
06/30/2012 08:00	729.6	
06/30/2012 09:00	896.9	
06/30/2012 10:00	903.5	
06/30/2012 11:00	875	
06/30/2012 12:00	1215.5	
06/30/2012 13:00	1015.5	
06/30/2012 14:00	987.2	
06/30/2012 15:00	1120.4	
06/30/2012 16:00	1095.9	
06/30/2012 17:00	1026.5	
06/30/2012 18:00	929.5	
06/30/2012 19:00	850	
06/30/2012 20:00	763.8	
06/30/2012 21:00	808.3	
06/30/2012 22:00	811.2	
06/30/2012 23:00	777.8	269
07/01/2012 00:00	673.8	831.1
07/01/2012 01:00	698.9	
07/01/2012 02:00	663.4	
07/01/2012 03:00	647.2	
07/01/2012 04:00	684	
07/01/2012 05:00	657.9	
07/01/2012 06:00	655.6	
07/01/2012 07:00	757.1	
07/01/2012 08:00	871.2	
07/01/2012 09:00	937.3	
07/01/2012 10:00	1143.2	
07/01/2012 11:00	1010.7	
07/01/2012 12:00	962.2	
07/01/2012 13:00	1043.5	
07/01/2012 14:00	1111.3	
07/01/2012 15:00	1100	
07/01/2012 16:00	1106.6	
07/01/2012 17:00	1067.2	
07/01/2012 18:00	916.3	
07/01/2012 19:00	904.2	
07/01/2012 20:00	887.2	
07/01/2012 21:00	773.6	
07/01/2012 22:00	752.8	
07/01/2012 23:00	784.3	270
		843.4

	Units 1&2 Combined	
Time	(Part 60 Data)	Day Count
07/02/2012 00:00	720.6	
07/02/2012 01:00	702	
07/02/2012 02:00	681.8	
07/02/2012 03:00	677.1	
07/02/2012 04:00	661	
07/02/2012 05:00	653.8	
07/02/2012 06:00	700.3	
07/02/2012 07:00	829.4	
07/02/2012 08:00	793.1	
07/02/2012 09:00	735.4	
07/02/2012 10:00	779.8	
07/02/2012 11:00	843.7	
07/02/2012 12:00	926.8	
07/02/2012 13:00	998.9	
07/02/2012 14:00	1006	
07/02/2012 15:00	947	
07/02/2012 16:00	922	
07/02/2012 17:00	935.1	
07/02/2012 18:00	933	
07/02/2012 19:00	906	
07/02/2012 20:00	889.1	
07/02/2012 21:00	827.7	
07/02/2012 22:00	747.2	
07/02/2012 23:00	778	271
07/03/2012 00:00	680.7	855.6
07/03/2012 01:00	344	
07/03/2012 02:00	308.3	
07/03/2012 03:00	342.4	
07/03/2012 04:00	343.9	
07/03/2012 05:00	337.6	
07/03/2012 06:00	364.6	
07/03/2012 07:00	510	
07/03/2012 08:00	574.1	
07/03/2012 09:00	532.9	
07/03/2012 10:00	452.1	
07/03/2012 11:00	466.1	
07/03/2012 12:00	475.1	
07/03/2012 13:00	441.3	
07/03/2012 14:00	473.5	
07/03/2012 15:00	520.3	
07/03/2012 16:00	561	
07/03/2012 17:00	624.3	
07/03/2012 18:00	552.9	
07/03/2012 19:00	622.9	
07/03/2012 20:00	670.2	

Time	Units 1&2 Combined	
	(Part 60 Data)	Day Count
07/03/2012 21:00	524.8	
07/03/2012 22:00	394.3	
07/03/2012 23:00	264.9	272
07/04/2012 00:00	334.8	857.5
07/04/2012 01:00	469.2	
07/04/2012 02:00	417.8	
07/04/2012 03:00	397.1	
07/04/2012 04:00	370.9	
07/04/2012 05:00	383.4	
07/04/2012 06:00	408.7	
07/04/2012 07:00	455.6	
07/04/2012 08:00	518.5	
07/04/2012 09:00	666.5	
07/04/2012 10:00	717	
07/04/2012 11:00	633.3	
07/04/2012 12:00	629	
07/04/2012 13:00	594.4	
07/04/2012 14:00	590	
07/04/2012 15:00	596.9	
07/04/2012 16:00	607	
07/04/2012 17:00	647.2	
07/04/2012 18:00	623	
07/04/2012 19:00	488.6	
07/04/2012 20:00	571.5	
07/04/2012 21:00	637.7	
07/04/2012 22:00	561.1	
07/04/2012 23:00	490.1	273
07/05/2012 00:00	272.7	859.9
07/05/2012 01:00	360.9	
07/05/2012 02:00	442.9	
07/05/2012 03:00	425.8	
07/05/2012 04:00	387.7	
07/05/2012 05:00	423.8	
07/05/2012 06:00	644.8	
07/05/2012 07:00	701.4	
07/05/2012 08:00	673.4	
07/05/2012 09:00	1363.2	
07/05/2012 10:00	2133.9	
07/05/2012 11:00	906.3	
07/05/2012 12:00	596.7	
07/05/2012 13:00	540.2	
07/05/2012 14:00	554.6	
07/05/2012 15:00	633.3	
07/05/2012 16:00	669.5	
07/05/2012 17:00	768.7	

	Units 1&2 Combined	
Time	(Part 60 Data)	Day Count
07/05/2012 18:00	675.1	
07/05/2012 19:00	825.3	
07/05/2012 20:00	1227.5	
07/05/2012 21:00	908.2	
07/05/2012 22:00	583.1	
07/05/2012 23:00	376.5	274
07/06/2012 00:00	263.5	857.3
07/06/2012 01:00	278	
07/06/2012 02:00	380.6	
07/06/2012 03:00	357.8	
07/06/2012 04:00	242	
07/06/2012 05:00	395.4	
07/06/2012 06:00	773.5	
07/06/2012 07:00	749.8	
07/06/2012 08:00	612.4	
07/06/2012 09:00	569.6	
07/06/2012 10:00	555.3	
07/06/2012 11:00	558.8	
07/06/2012 12:00	567.5	
07/06/2012 13:00	580.6	
07/06/2012 14:00	610.6	
07/06/2012 15:00	654.8	
07/06/2012 16:00	671.6	
07/06/2012 17:00	671	
07/06/2012 18:00	642.5	
07/06/2012 19:00	615.9	
07/06/2012 20:00	574.7	
07/06/2012 21:00	559.7	
07/06/2012 22:00	513.9	
07/06/2012 23:00	649.1	275
07/07/2012 00:00	775	860.9
07/07/2012 01:00	660.7	
07/07/2012 02:00	436.6	
07/07/2012 03:00	242.6	
07/07/2012 04:00	372.7	
07/07/2012 05:00	534.5	
07/07/2012 06:00	458.1	
07/07/2012 07:00	679.5	
07/07/2012 08:00	882.8	
07/07/2012 09:00	901.3	
07/07/2012 10:00	836	
07/07/2012 11:00	783.9	
07/07/2012 12:00	672.4	
07/07/2012 13:00	297.6	
07/07/2012 14:00	191.3	

Time	Units 1&2 Combined	
	(Part 60 Data)	Day Count
07/07/2012 15:00	338.4	
07/07/2012 16:00	362.6	
07/07/2012 17:00	438.7	
07/07/2012 18:00	429.6	
07/07/2012 19:00	405.2	
07/07/2012 20:00	412.7	
07/07/2012 21:00	415.1	
07/07/2012 22:00	400.6	
07/07/2012 23:00	421.3	276
07/08/2012 00:00	396.1	857.2
07/08/2012 01:00	422	
07/08/2012 02:00	517.5	
07/08/2012 03:00	371.1	
07/08/2012 04:00	264	
07/08/2012 05:00	0	
07/08/2012 06:00	0	
07/08/2012 07:00	0	
07/08/2012 08:00	0	
07/08/2012 09:00	5.9	
07/08/2012 10:00	16.4	
07/08/2012 11:00	12.9	
07/08/2012 12:00	37.9	
07/08/2012 13:00	109	
07/08/2012 14:00	116.7	
07/08/2012 15:00	174.7	
07/08/2012 16:00	199.7	
07/08/2012 17:00	169.4	
07/08/2012 18:00	185.3	
07/08/2012 19:00	299.4	
07/08/2012 20:00	487.7	
07/08/2012 21:00	661.2	
07/08/2012 22:00	482.5	
07/08/2012 23:00	389.7	277
07/09/2012 00:00	238	850.0
07/09/2012 01:00	362.6	
07/09/2012 02:00	505.5	
07/09/2012 03:00	395.4	
07/09/2012 04:00	488	
07/09/2012 05:00	482.7	
07/09/2012 06:00	630.6	
07/09/2012 07:00	739.1	
07/09/2012 08:00	561.6	
07/09/2012 09:00	626.2	
07/09/2012 10:00	462.9	
07/09/2012 11:00	366.7	

Time	Units 1&2 Combined	
	(Part 60 Data)	Day Count
07/09/2012 12:00	378.6	
07/09/2012 13:00	795.8	
07/09/2012 14:00	485.2	
07/09/2012 15:00	823.6	
07/09/2012 16:00	744	
07/09/2012 17:00	668.4	
07/09/2012 18:00	549	
07/09/2012 19:00	471.6	
07/09/2012 20:00	500.6	
07/09/2012 21:00	475.9	
07/09/2012 22:00	368.6	
07/09/2012 23:00	575.8	278
07/10/2012 00:00	416.2	850.0
07/10/2012 01:00	370	
07/10/2012 02:00	359.7	
07/10/2012 03:00	400.4	
07/10/2012 04:00	430.7	
07/10/2012 05:00	524.5	
07/10/2012 06:00	466.2	
07/10/2012 07:00	687.4	
07/10/2012 08:00	575.9	
07/10/2012 09:00	464.8	
07/10/2012 10:00	755.7	
07/10/2012 11:00	1003.6	
07/10/2012 12:00	818.4	
07/10/2012 13:00	773.6	
07/10/2012 14:00	642.8	
07/10/2012 15:00	549.3	
07/10/2012 16:00	596	
07/10/2012 17:00	914.8	
07/10/2012 18:00	751.6	
07/10/2012 19:00	565.3	
07/10/2012 20:00	515.9	
07/10/2012 21:00	408.1	
07/10/2012 22:00	279.5	
07/10/2012 23:00	387.7	279
07/11/2012 00:00	609.7	844.2
07/11/2012 01:00	372.5	
07/11/2012 02:00	375.5	
07/11/2012 03:00	421.3	
07/11/2012 04:00	530.2	
07/11/2012 05:00	707.3	
07/11/2012 06:00	506.5	
07/11/2012 07:00	433.2	
07/11/2012 08:00	452.1	

Time	Units 1&2 Combined	
	(Part 60 Data)	Day Count
07/11/2012 09:00	619.9	
07/11/2012 10:00	679.2	
07/11/2012 11:00	611.1	
07/11/2012 12:00	579.6	
07/11/2012 13:00	564.8	
07/11/2012 14:00	566.1	
07/11/2012 15:00	589.2	
07/11/2012 16:00	581.8	
07/11/2012 17:00	641.1	
07/11/2012 18:00	666.9	
07/11/2012 19:00	656.9	
07/11/2012 20:00	623.2	
07/11/2012 21:00	562	
07/11/2012 22:00	514	
07/11/2012 23:00	538.3	280
07/12/2012 00:00	634	828.5
07/12/2012 01:00	667.6	
07/12/2012 02:00	684	
07/12/2012 03:00	640.1	
07/12/2012 04:00	535.4	
07/12/2012 05:00	550.9	
07/12/2012 06:00	568.9	
07/12/2012 07:00	619.3	
07/12/2012 08:00	647	
07/12/2012 09:00	907.1	
07/12/2012 10:00	1009	
07/12/2012 11:00	1130.9	
07/12/2012 12:00	1285.1	
07/12/2012 13:00	1474.7	
07/12/2012 14:00	1519	
07/12/2012 15:00	1470.9	
07/12/2012 16:00	1344.6	
07/12/2012 17:00	1392.1	
07/12/2012 18:00	1539.1	
07/12/2012 19:00	1350.9	
07/12/2012 20:00	1355.4	
07/12/2012 21:00	1217.6	
07/12/2012 22:00	915.3	
07/12/2012 23:00	677.9	281
07/13/2012 00:00	617.7	823.7
07/13/2012 01:00	796.8	
07/13/2012 02:00	898.1	
07/13/2012 03:00	824.1	
07/13/2012 04:00	823.4	
07/13/2012 05:00	1064.2	

Time	Units 1&2 Combined	
	(Part 60 Data)	Day Count
07/13/2012 06:00	1063.4	
07/13/2012 07:00	1191.8	
07/13/2012 08:00	1292.3	
07/13/2012 09:00	1283.8	
07/13/2012 10:00	1449	
07/13/2012 11:00	1272.2	
07/13/2012 12:00	991.1	
07/13/2012 13:00	820.3	
07/13/2012 14:00	741.1	
07/13/2012 15:00	770.3	
07/13/2012 16:00	816.2	
07/13/2012 17:00	891.7	
07/13/2012 18:00	554.1	
07/13/2012 19:00	633.3	
07/13/2012 20:00	630.1	
07/13/2012 21:00	466.4	
07/13/2012 22:00	398.8	
07/13/2012 23:00	373	282
07/14/2012 00:00	577.8	816.9
07/14/2012 01:00	424.8	
07/14/2012 02:00	328.9	
07/14/2012 03:00	435.4	
07/14/2012 04:00	384.1	
07/14/2012 05:00	397.7	
07/14/2012 06:00	399.9	
07/14/2012 07:00	523	
07/14/2012 08:00	487	
07/14/2012 09:00	593	
07/14/2012 10:00	1370.4	
07/14/2012 11:00	1164.2	
07/14/2012 12:00	1227.4	
07/14/2012 13:00	1341.2	
07/14/2012 14:00	1149	
07/14/2012 15:00	1133.7	
07/14/2012 16:00	1144.8	
07/14/2012 17:00	1139.3	
07/14/2012 18:00	1098.8	
07/14/2012 19:00	1244.5	
07/14/2012 20:00	1256.1	
07/14/2012 21:00	767.5	
07/14/2012 22:00	829.5	
07/14/2012 23:00	1438.9	283
07/15/2012 00:00	679.8	808.9
07/15/2012 01:00	669.1	
07/15/2012 02:00	661.6	

	Units 1&2 Combined	
Time	(Part 60 Data)	Day Count
07/15/2012 03:00	692.9	
07/15/2012 04:00	709.2	
07/15/2012 05:00	799.4	
07/15/2012 06:00	840.2	
07/15/2012 07:00	857.9	
07/15/2012 08:00	991.4	
07/15/2012 09:00	1388.6	
07/15/2012 10:00	1369.5	
07/15/2012 11:00	1277.4	
07/15/2012 12:00	936.5	
07/15/2012 13:00	999.2	
07/15/2012 14:00	979.4	
07/15/2012 15:00	1037.8	
07/15/2012 16:00	1184.6	
07/15/2012 17:00	1054.3	
07/15/2012 18:00	666.5	
07/15/2012 19:00	643.9	
07/15/2012 20:00	597.2	
07/15/2012 21:00	419.8	
07/15/2012 22:00	339.7	
07/15/2012 23:00	293.7	284
07/16/2012 00:00	524.7	799.1
07/16/2012 01:00	467.8	
07/16/2012 02:00	734.7	
07/16/2012 03:00	812.6	
07/16/2012 04:00	829	
07/16/2012 05:00	967.1	
07/16/2012 06:00	1073.9	
07/16/2012 07:00	1302.4	
07/16/2012 08:00	1329.9	
07/16/2012 09:00	861.9	
07/16/2012 10:00	639.4	
07/16/2012 11:00	559.4	
07/16/2012 12:00	633.5	
07/16/2012 13:00	593.1	
07/16/2012 14:00	610	
07/16/2012 15:00	1256.6	
07/16/2012 16:00	1153.3	
07/16/2012 17:00	1147.3	
07/16/2012 18:00	1068.3	
07/16/2012 19:00	1109.1	
07/16/2012 20:00	1142.1	
07/16/2012 21:00	874.3	
07/16/2012 22:00	620.6	
07/16/2012 23:00	629.4	285
		791.5

	Units 1&2 Combined	
Time	(Part 60 Data)	Day Count
07/17/2012 00:00	913.2	
07/17/2012 01:00	809.6	
07/17/2012 02:00	705.5	
07/17/2012 03:00	770.1	
07/17/2012 04:00	1011.1	
07/17/2012 05:00	958.5	
07/17/2012 06:00	1035.7	
07/17/2012 07:00	1301.4	
07/17/2012 08:00	1252.2	
07/17/2012 09:00	1013.1	
07/17/2012 10:00	856.3	
07/17/2012 11:00	1354.3	
07/17/2012 12:00	2386.3	
07/17/2012 13:00	2171.6	
07/17/2012 14:00	1990	
07/17/2012 15:00	1839.9	
07/17/2012 16:00	1707.9	
07/17/2012 17:00	1564.2	
07/17/2012 18:00	1767.8	
07/17/2012 19:00	1543.9	
07/17/2012 20:00	1998.4	
07/17/2012 21:00	1805.6	
07/17/2012 22:00	1726.2	
07/17/2012 23:00	1667.1	286
07/18/2012 00:00	1796	805.6
07/18/2012 01:00	1421.2	
07/18/2012 02:00	1364	
07/18/2012 03:00	1725.5	
07/18/2012 04:00	1540.2	
07/18/2012 05:00	1835.7	
07/18/2012 06:00	1829.1	
07/18/2012 07:00	2119.3	
07/18/2012 08:00	2052.2	
07/18/2012 09:00	1543.3	
07/18/2012 10:00	1843.6	
07/18/2012 11:00	1873.1	
07/18/2012 12:00	2025.4	
07/18/2012 13:00	2028.2	
07/18/2012 14:00	2107.3	
07/18/2012 15:00	1663.1	
07/18/2012 16:00	774.8	
07/18/2012 17:00	1636.6	
07/18/2012 18:00	4579.6	
07/18/2012 19:00	3076.8	
07/18/2012 20:00	2065.2	

Time	Units 1&2 Combined	
	(Part 60 Data)	Day Count
07/18/2012 21:00	1630.7	
07/18/2012 22:00	1675	
07/18/2012 23:00	1477.8	287
07/19/2012 00:00	1408.6	846.9
07/19/2012 01:00	1291.6	
07/19/2012 02:00	1244.5	
07/19/2012 03:00	1286.7	
07/19/2012 04:00	1458.7	
07/19/2012 05:00	1678.2	
07/19/2012 06:00	1722.9	
07/19/2012 07:00	1818.4	
07/19/2012 08:00	1641.5	
07/19/2012 09:00	1712.6	
07/19/2012 10:00	1329.6	
07/19/2012 11:00	1646.1	
07/19/2012 12:00	1623.2	
07/19/2012 13:00	1544	
07/19/2012 14:00	1501	
07/19/2012 15:00	1453.8	
07/19/2012 16:00	1467.8	
07/19/2012 17:00	1526.9	
07/19/2012 18:00	1212.2	
07/19/2012 19:00	1263.6	
07/19/2012 20:00	1189.1	
07/19/2012 21:00	901.8	
07/19/2012 22:00	833.7	
07/19/2012 23:00	729.7	288
07/20/2012 00:00	899.9	873.4
07/20/2012 01:00	567.2	
07/20/2012 02:00	514.7	
07/20/2012 03:00	833.5	
07/20/2012 04:00	854.7	
07/20/2012 05:00	880.7	
07/20/2012 06:00	892.3	
07/20/2012 07:00	844.2	
07/20/2012 08:00	744.9	
07/20/2012 09:00	1105.3	
07/20/2012 10:00	1137	
07/20/2012 11:00	798.4	
07/20/2012 12:00	989.8	
07/20/2012 13:00	1069.8	
07/20/2012 14:00	984.9	
07/20/2012 15:00	956.4	
07/20/2012 16:00	918.9	
07/20/2012 17:00	867.8	

Time	Units 1&2 Combined	
	(Part 60 Data)	Day Count
07/20/2012 18:00	635.1	
07/20/2012 19:00	535.7	
07/20/2012 20:00	691.5	
07/20/2012 21:00	883.8	
07/20/2012 22:00	692.4	
07/20/2012 23:00	572.7	289
07/21/2012 00:00	587.1	880.0
07/21/2012 01:00	567.8	
07/21/2012 02:00	575.1	
07/21/2012 03:00	605.2	
07/21/2012 04:00	584.3	
07/21/2012 05:00	593.9	
07/21/2012 06:00	646.2	
07/21/2012 07:00	688.8	
07/21/2012 08:00	681.6	
07/21/2012 09:00	829.2	
07/21/2012 10:00	998	
07/21/2012 11:00	974.8	
07/21/2012 12:00	810.2	
07/21/2012 13:00	1172.8	
07/21/2012 14:00	1121.7	
07/21/2012 15:00	1109	
07/21/2012 16:00	1082.6	
07/21/2012 17:00	1141.2	
07/21/2012 18:00	934	
07/21/2012 19:00	1034.3	
07/21/2012 20:00	1107.1	
07/21/2012 21:00	708.9	
07/21/2012 22:00	649.8	
07/21/2012 23:00	790.1	290
07/22/2012 00:00	601	884.8
07/22/2012 01:00	570.1	
07/22/2012 02:00	588.7	
07/22/2012 03:00	621.5	
07/22/2012 04:00	479.2	
07/22/2012 05:00	557.1	
07/22/2012 06:00	573.4	
07/22/2012 07:00	642.9	
07/22/2012 08:00	669.9	
07/22/2012 09:00	982.5	
07/22/2012 10:00	1209.1	
07/22/2012 11:00	1283.3	
07/22/2012 12:00	1152.1	
07/22/2012 13:00	1213.6	
07/22/2012 14:00	1416.5	

Time	Units 1&2 Combined	
	(Part 60 Data)	Day Count
07/22/2012 15:00	1335.1	
07/22/2012 16:00	1262.6	
07/22/2012 17:00	1322.8	
07/22/2012 18:00	1458.2	
07/22/2012 19:00	1526	
07/22/2012 20:00	1560	
07/22/2012 21:00	867.2	
07/22/2012 22:00	406	
07/22/2012 23:00	231.9	291
07/23/2012 00:00	621.1	895.3
07/23/2012 01:00	556.4	
07/23/2012 02:00	531.1	
07/23/2012 03:00	549.5	
07/23/2012 04:00	695.8	
07/23/2012 05:00	903.3	
07/23/2012 06:00	826	
07/23/2012 07:00	1015.1	
07/23/2012 08:00	1003.4	
07/23/2012 09:00	1112.8	
07/23/2012 10:00	952	
07/23/2012 11:00	759.7	
07/23/2012 12:00	790.8	
07/23/2012 13:00	787.1	
07/23/2012 14:00	868.1	
07/23/2012 15:00	910.6	
07/23/2012 16:00	923.8	
07/23/2012 17:00	1138.8	
07/23/2012 18:00	1013.1	
07/23/2012 19:00	999	
07/23/2012 20:00	1105.8	
07/23/2012 21:00	1004.8	
07/23/2012 22:00	641.2	
07/23/2012 23:00	511.1	292
07/24/2012 00:00	785.1	898.9
07/24/2012 01:00	703.7	
07/24/2012 02:00	510.6	
07/24/2012 03:00	572	
07/24/2012 04:00	742.8	
07/24/2012 05:00	624.8	
07/24/2012 06:00	890.7	
07/24/2012 07:00	1188.2	
07/24/2012 08:00	950.4	
07/24/2012 09:00	1240.4	
07/24/2012 10:00	1199.9	
07/24/2012 11:00	1042.9	

	Units 1&2 Combined		
Time	(Part 60 Data)	Day Count	
07/24/2012 12:00	689.1		
07/24/2012 13:00	472		
07/24/2012 14:00	467.8		
07/24/2012 15:00	499.7		
07/24/2012 16:00	435.9		
07/24/2012 17:00	359		
07/24/2012 18:00	475.7		
07/24/2012 19:00	444.8		
07/24/2012 20:00	422.9		
07/24/2012 21:00	364.7		
07/24/2012 22:00	457.9		
07/24/2012 23:00	390	293	891.4
07/25/2012 00:00	351.8		
07/25/2012 01:00	418.3		
07/25/2012 02:00	413.8		
07/25/2012 03:00	407.6		
07/25/2012 04:00	409.4		
07/25/2012 05:00	397.4		
07/25/2012 06:00	371.8		
07/25/2012 07:00	340.1		
07/25/2012 08:00	458.7		
07/25/2012 09:00	409.5		
07/25/2012 10:00	377.7		
07/25/2012 11:00	540.4		
07/25/2012 12:00	353.2		
07/25/2012 13:00	467.7		
07/25/2012 14:00	459		
07/25/2012 15:00	422.1		
07/25/2012 16:00	451.3		
07/25/2012 17:00	476.3		
07/25/2012 18:00	454.6		
07/25/2012 19:00	428.4		
07/25/2012 20:00	468.2		
07/25/2012 21:00	427.3		
07/25/2012 22:00	456.4		
07/25/2012 23:00	412	294	864.5
07/26/2012 00:00	436.9		
07/26/2012 01:00	422.9		
07/26/2012 02:00	475.1		
07/26/2012 03:00	526.2		
07/26/2012 04:00	781.9		
07/26/2012 05:00	1129.5		
07/26/2012 06:00	901.3		
07/26/2012 07:00	1293.4		
07/26/2012 08:00	1556.4		

	Units 1&2 Combined		
Time	(Part 60 Data)	Day Count	
07/26/2012 09:00	1540		
07/26/2012 10:00	927		
07/26/2012 11:00	909.4		
07/26/2012 12:00	1335.3		
07/26/2012 13:00	1475.1		
07/26/2012 14:00	1794		
07/26/2012 15:00	1505.8		
07/26/2012 16:00	1526.1		
07/26/2012 17:00	1630.2		
07/26/2012 18:00	1902.8		
07/26/2012 19:00	1960.5		
07/26/2012 20:00	1803.7		
07/26/2012 21:00	1173.5		
07/26/2012 22:00	883		
07/26/2012 23:00	1076.1	295	873.9
07/27/2012 00:00	1096.6		
07/27/2012 01:00	541.9		
07/27/2012 02:00	414		
07/27/2012 03:00	416.5		
07/27/2012 04:00	728.5		
07/27/2012 05:00	1891.1		
07/27/2012 06:00	1557.8		
07/27/2012 07:00	1249.2		
07/27/2012 08:00	1563.9		
07/27/2012 09:00	1357.6		
07/27/2012 10:00	1675.7		
07/27/2012 11:00	1302.5		
07/27/2012 12:00	1272.8		
07/27/2012 13:00	1035		
07/27/2012 14:00	1013.2		
07/27/2012 15:00	1079.9		
07/27/2012 16:00	931.2		
07/27/2012 17:00	1113.7		
07/27/2012 18:00	1004.9		
07/27/2012 19:00	1169.6		
07/27/2012 20:00	1130.2		
07/27/2012 21:00	767.9		
07/27/2012 22:00	569		
07/27/2012 23:00	829.2	296	843.7
07/28/2012 00:00	692.8		
07/28/2012 01:00	747		
07/28/2012 02:00	406.5		
07/28/2012 03:00	543.9		
07/28/2012 04:00	449.6		
07/28/2012 05:00	557		

Time	Units 1&2 Combined	
	(Part 60 Data)	Day Count
07/28/2012 06:00	594.2	
07/28/2012 07:00	630.5	
07/28/2012 08:00	698.6	
07/28/2012 09:00	796.8	
07/28/2012 10:00	629.7	
07/28/2012 11:00	543.4	
07/28/2012 12:00	503.2	
07/28/2012 13:00	806.3	
07/28/2012 14:00	879.8	
07/28/2012 15:00	702.4	
07/28/2012 16:00	592.8	
07/28/2012 17:00	658.5	
07/28/2012 18:00	697.5	
07/28/2012 19:00	789.7	
07/28/2012 20:00	643.8	
07/28/2012 21:00	408.1	
07/28/2012 22:00	547.5	
07/28/2012 23:00	609.6	297
07/29/2012 00:00	389.9	829.0
07/29/2012 01:00	359	
07/29/2012 02:00	364.5	
07/29/2012 03:00	400	
07/29/2012 04:00	354	
07/29/2012 05:00	292.8	
07/29/2012 06:00	193.7	
07/29/2012 07:00	208.3	
07/29/2012 08:00	447.9	
07/29/2012 09:00	1093	
07/29/2012 10:00	755.4	
07/29/2012 11:00	859.4	
07/29/2012 12:00	785.5	
07/29/2012 13:00	791.7	
07/29/2012 14:00	1061.9	
07/29/2012 15:00	1634.2	
07/29/2012 16:00	2899	
07/29/2012 17:00	1157.7	
07/29/2012 18:00	714.6	
07/29/2012 19:00	564	
07/29/2012 20:00	715.8	
07/29/2012 21:00	1326	
07/29/2012 22:00	992.2	
07/29/2012 23:00	491.5	298
07/30/2012 00:00	319.5	824.3
07/30/2012 01:00	395.1	
07/30/2012 02:00	570	

	Units 1&2 Combined		
Time	(Part 60 Data)	Day Count	
07/30/2012 03:00	163.2		
07/30/2012 04:00	113.1		
07/30/2012 05:00	133.6		
07/30/2012 06:00	262.7		
07/30/2012 07:00	318		
07/30/2012 08:00	258.2		
07/30/2012 09:00	273.5		
07/30/2012 10:00	259.4		
07/30/2012 11:00	275.6		
07/30/2012 12:00	272.1		
07/30/2012 13:00	241.4		
07/30/2012 14:00	262.7		
07/30/2012 15:00	361.6		
07/30/2012 16:00	477.5		
07/30/2012 17:00	588.4		
07/30/2012 18:00	752		
07/30/2012 19:00	629.5		
07/30/2012 20:00	529.8		
07/30/2012 21:00	388.2		
07/30/2012 22:00	308.5		
07/30/2012 23:00	277.2	299	807.2
07/31/2012 00:00	282.8		
07/31/2012 01:00	371.8		
07/31/2012 02:00	368.3		
07/31/2012 03:00	344.1		
07/31/2012 04:00	341.1		
07/31/2012 05:00	405.9		
07/31/2012 06:00	362.2		
07/31/2012 07:00	452.8		
07/31/2012 08:00	549.9		
07/31/2012 09:00	563.1		
07/31/2012 10:00	526.6		
07/31/2012 11:00	472.1		
07/31/2012 12:00	438.7		
07/31/2012 13:00	467.6		
07/31/2012 14:00	505.5		
07/31/2012 15:00	504.6		
07/31/2012 16:00	430.9		
07/31/2012 17:00	309.4		
07/31/2012 18:00	232.6		
07/31/2012 19:00	165.6		
07/31/2012 20:00	124.6		
07/31/2012 21:00	97.2		
07/31/2012 22:00	71.8		
07/31/2012 23:00	44.3	300	790.0

Time	Units 1&2 Combined	
	(Part 60 Data)	Day Count
08/01/2012 00:00	47.5	
08/01/2012 01:00	112.6	
08/01/2012 02:00	294.9	
08/01/2012 03:00	388.7	
08/01/2012 04:00	333.1	
08/01/2012 05:00	396.9	
08/01/2012 06:00	486.4	
08/01/2012 07:00	440.6	
08/01/2012 08:00	389.4	
08/01/2012 09:00	395.1	
08/01/2012 10:00	504.8	
08/01/2012 11:00	553.6	
08/01/2012 12:00	561.4	
08/01/2012 13:00	548.4	
08/01/2012 14:00	480.9	
08/01/2012 15:00	343	
08/01/2012 16:00	230.5	
08/01/2012 17:00	185.1	
08/01/2012 18:00	133.3	
08/01/2012 19:00	124.7	
08/01/2012 20:00	110.9	
08/01/2012 21:00	82.9	
08/01/2012 22:00	67.4	
08/01/2012 23:00	61.9	301 772.7
08/02/2012 00:00	121.9	
08/02/2012 01:00	264.8	
08/02/2012 02:00	375.7	
08/02/2012 03:00	352.6	
08/02/2012 04:00	357	
08/02/2012 05:00	371.3	
08/02/2012 06:00	371.4	
08/02/2012 07:00	532.3	
08/02/2012 08:00	390.5	
08/02/2012 09:00	447.4	
08/02/2012 10:00	512.4	
08/02/2012 11:00	551	
08/02/2012 12:00	513.8	
08/02/2012 13:00	500.2	
08/02/2012 14:00	493.8	
08/02/2012 15:00	454.1	
08/02/2012 16:00	443.2	
08/02/2012 17:00	439.3	
08/02/2012 18:00	505	
08/02/2012 19:00	506.6	
08/02/2012 20:00	499	

Time	Units 1&2 Combined	
	(Part 60 Data)	Day Count
08/02/2012 21:00	473.8	
08/02/2012 22:00	478.5	
08/02/2012 23:00	351.5	302 771.2
08/03/2012 00:00	270	
08/03/2012 01:00	268.7	
08/03/2012 02:00	361.3	
08/03/2012 03:00	361.6	
08/03/2012 04:00	336.8	
08/03/2012 05:00	407.2	
08/03/2012 06:00	347.4	
08/03/2012 07:00	536	
08/03/2012 08:00	691.8	
08/03/2012 09:00	427.6	
08/03/2012 10:00	235	
08/03/2012 11:00	283.7	
08/03/2012 12:00	478.4	
08/03/2012 13:00	458.5	
08/03/2012 14:00	568.4	
08/03/2012 15:00	529.3	
08/03/2012 16:00	400	
08/03/2012 17:00	406.7	
08/03/2012 18:00	408.5	
08/03/2012 19:00	404.7	
08/03/2012 20:00	490	
08/03/2012 21:00	519.9	
08/03/2012 22:00	471.9	
08/03/2012 23:00	352.4	303 767.3
08/04/2012 00:00	298.2	
08/04/2012 01:00	358.9	
08/04/2012 02:00	350.5	
08/04/2012 03:00	357	
08/04/2012 04:00	285.7	
08/04/2012 05:00	310.9	
08/04/2012 06:00	403.7	
08/04/2012 07:00	474.4	
08/04/2012 08:00	460.5	
08/04/2012 09:00	424.1	
08/04/2012 10:00	418.3	
08/04/2012 11:00	414.6	
08/04/2012 12:00	451	
08/04/2012 13:00	463.8	
08/04/2012 14:00	473.1	
08/04/2012 15:00	437.2	
08/04/2012 16:00	404.7	
08/04/2012 17:00	304.5	

	Units 1&2 Combined		
Time	(Part 60 Data)	Day Count	
08/04/2012 18:00	341.5		
08/04/2012 19:00	415.4		
08/04/2012 20:00	404.9		
08/04/2012 21:00	457		
08/04/2012 22:00	460.5		
08/04/2012 23:00	359.5	304	756.8
08/05/2012 00:00	348.2		
08/05/2012 01:00	269.7		
08/05/2012 02:00	312.1		
08/05/2012 03:00	394.7		
08/05/2012 04:00	303.2		
08/05/2012 05:00	323.6		
08/05/2012 06:00	391.8		
08/05/2012 07:00	436.9		
08/05/2012 08:00	514		
08/05/2012 09:00	427.4		
08/05/2012 10:00	369.2		
08/05/2012 11:00	489.6		
08/05/2012 12:00	553		
08/05/2012 13:00	427.5		
08/05/2012 14:00	331.5		
08/05/2012 15:00	450.7		
08/05/2012 16:00	529		
08/05/2012 17:00	531.3		
08/05/2012 18:00	419.8		
08/05/2012 19:00	353.1		
08/05/2012 20:00	399.4		
08/05/2012 21:00	415.9		
08/05/2012 22:00	446.3		
08/05/2012 23:00	412.5	305	752.3
08/06/2012 00:00	430.9		
08/06/2012 01:00	437.9		
08/06/2012 02:00	427.2		
08/06/2012 03:00	526.3		
08/06/2012 04:00	538.3		
08/06/2012 05:00	501.1		
08/06/2012 06:00	492.6		
08/06/2012 07:00	547.5		
08/06/2012 08:00	701.2		
08/06/2012 09:00	1109.7		
08/06/2012 10:00	1082.4		
08/06/2012 11:00	811.5		
08/06/2012 12:00	1154.8		
08/06/2012 13:00	1269		
08/06/2012 14:00	1036.6		

	Units 1&2 Combined	
Time	(Part 60 Data)	Day Count
08/06/2012 15:00	907.3	
08/06/2012 16:00	787.4	
08/06/2012 17:00	905.9	
08/06/2012 18:00	1019.8	
08/06/2012 19:00	1121.5	
08/06/2012 20:00	1048.4	
08/06/2012 21:00	706.1	
08/06/2012 22:00	742.1	
08/06/2012 23:00	700.3	306
08/07/2012 00:00	915.1	761.6
08/07/2012 01:00	645.8	
08/07/2012 02:00	689.6	
08/07/2012 03:00	612	
08/07/2012 04:00	609.4	
08/07/2012 05:00	641.8	
08/07/2012 06:00	624.6	
08/07/2012 07:00	848.9	
08/07/2012 08:00	761.9	
08/07/2012 09:00	979.3	
08/07/2012 10:00	1085.6	
08/07/2012 11:00	799.1	
08/07/2012 12:00	861	
08/07/2012 13:00	727.9	
08/07/2012 14:00	551.9	
08/07/2012 15:00	599.1	
08/07/2012 16:00	634.6	
08/07/2012 17:00	526.2	
08/07/2012 18:00	456.9	
08/07/2012 19:00	499.9	
08/07/2012 20:00	482	
08/07/2012 21:00	377.6	
08/07/2012 22:00	310	
08/07/2012 23:00	308.5	307
08/08/2012 00:00	408	771.6
08/08/2012 01:00	396.8	
08/08/2012 02:00	347	
08/08/2012 03:00	368.3	
08/08/2012 04:00	346.3	
08/08/2012 05:00	374.2	
08/08/2012 06:00	341.6	
08/08/2012 07:00	760.5	
08/08/2012 08:00	963.6	
08/08/2012 09:00	941.8	
08/08/2012 10:00	864.2	
08/08/2012 11:00	1294.9	

Time	Units 1&2 Combined	
	(Part 60 Data)	Day Count
08/08/2012 12:00	676.7	
08/08/2012 13:00	653.9	
08/08/2012 14:00	718.4	
08/08/2012 15:00	870.1	
08/08/2012 16:00	1033.7	
08/08/2012 17:00	1016.5	
08/08/2012 18:00	848.6	
08/08/2012 19:00	691.2	
08/08/2012 20:00	843.1	
08/08/2012 21:00	438	
08/08/2012 22:00	582	
08/08/2012 23:00	714.6	308
08/09/2012 00:00	710.8	776.9
08/09/2012 01:00	540.4	
08/09/2012 02:00	554.4	
08/09/2012 03:00	562.3	
08/09/2012 04:00	514.2	
08/09/2012 05:00	772.7	
08/09/2012 06:00	619.4	
08/09/2012 07:00	843.6	
08/09/2012 08:00	867.7	
08/09/2012 09:00	828.9	
08/09/2012 10:00	797.8	
08/09/2012 11:00	799.8	
08/09/2012 12:00	957.9	
08/09/2012 13:00	817.4	
08/09/2012 14:00	888.6	
08/09/2012 15:00	903.1	
08/09/2012 16:00	789.1	
08/09/2012 17:00	797.3	
08/09/2012 18:00	855.1	
08/09/2012 19:00	923.9	
08/09/2012 20:00	807.8	
08/09/2012 21:00	656.8	
08/09/2012 22:00	385.6	
08/09/2012 23:00	285.4	309
08/10/2012 00:00	277	782.2
08/10/2012 01:00	283.1	
08/10/2012 02:00	284.8	
08/10/2012 03:00	275.8	
08/10/2012 04:00	334.8	
08/10/2012 05:00	382.5	
08/10/2012 06:00	343.4	
08/10/2012 07:00	353	
08/10/2012 08:00	510.8	

	Units 1&2 Combined			
Time	(Part 60 Data)	Day Count		
08/10/2012 09:00	553.6			
08/10/2012 10:00	391.5			
08/10/2012 11:00	277.5			
08/10/2012 12:00	535.6			
08/10/2012 13:00	495.5			
08/10/2012 14:00	368.1			
08/10/2012 15:00	365.9			
08/10/2012 16:00	402.2			
08/10/2012 17:00	397.3			
08/10/2012 18:00	349.4			
08/10/2012 19:00	383.2			
08/10/2012 20:00	337.6			
08/10/2012 21:00	246.6			
08/10/2012 22:00	330.7			
08/10/2012 23:00	313	310		775.8
08/11/2012 00:00	397.4			
08/11/2012 01:00	253.5			
08/11/2012 02:00	334.2			
08/11/2012 03:00	268.3			
08/11/2012 04:00	303.3			
08/11/2012 05:00	274.2			
08/11/2012 06:00	284.2			
08/11/2012 07:00	286.7			
08/11/2012 08:00	321.1			
08/11/2012 09:00	350.2			
08/11/2012 10:00	339.7			
08/11/2012 11:00	343.6			
08/11/2012 12:00	376			
08/11/2012 13:00	325.1			
08/11/2012 14:00	375.1			
08/11/2012 15:00	343.1			
08/11/2012 16:00	383.8			
08/11/2012 17:00	398.8			
08/11/2012 18:00	321			
08/11/2012 19:00	414.4			
08/11/2012 20:00	336.9			
08/11/2012 21:00	263.2			
08/11/2012 22:00	351.1			
08/11/2012 23:00	271.1	311		753.2
08/12/2012 00:00	302.7			
08/12/2012 01:00	288.9			
08/12/2012 02:00	299.1			
08/12/2012 03:00	272.8			
08/12/2012 04:00	290.8			
08/12/2012 05:00	280.6			

	Units 1&2 Combined	
Time	(Part 60 Data)	Day Count
08/12/2012 06:00	281.8	
08/12/2012 07:00	290.8	
08/12/2012 08:00	295.4	
08/12/2012 09:00	283.9	
08/12/2012 10:00	333.1	
08/12/2012 11:00	375.8	
08/12/2012 12:00	319.3	
08/12/2012 13:00	372.6	
08/12/2012 14:00	388.3	
08/12/2012 15:00	400.2	
08/12/2012 16:00	437.4	
08/12/2012 17:00	290.1	
08/12/2012 18:00	422.3	
08/12/2012 19:00	391.4	
08/12/2012 20:00	356.3	
08/12/2012 21:00	334.4	
08/12/2012 22:00	274.9	
08/12/2012 23:00	297.6	312
08/13/2012 00:00	269	735.5
08/13/2012 01:00	279.8	
08/13/2012 02:00	280.3	
08/13/2012 03:00	280.7	
08/13/2012 04:00	329.7	
08/13/2012 05:00	231.4	
08/13/2012 06:00	340.2	
08/13/2012 07:00	320.6	
08/13/2012 08:00	322.5	
08/13/2012 09:00	468.4	
08/13/2012 10:00	389.5	
08/13/2012 11:00	414.7	
08/13/2012 12:00	484.7	
08/13/2012 13:00	401.9	
08/13/2012 14:00	245.4	
08/13/2012 15:00	417.8	
08/13/2012 16:00	358.4	
08/13/2012 17:00	355.7	
08/13/2012 18:00	360.5	
08/13/2012 19:00	426.2	
08/13/2012 20:00	374.4	
08/13/2012 21:00	241.5	
08/13/2012 22:00	334.6	
08/13/2012 23:00	296	313
08/14/2012 00:00	453.2	717.9
08/14/2012 01:00	337.4	
08/14/2012 02:00	376.3	

Time	Units 1&2 Combined	
	(Part 60 Data)	Day Count
08/14/2012 03:00	388	
08/14/2012 04:00	352.5	
08/14/2012 05:00	426.3	
08/14/2012 06:00	380.3	
08/14/2012 07:00	406.8	
08/14/2012 08:00	416.7	
08/14/2012 09:00	431.9	
08/14/2012 10:00	423.9	
08/14/2012 11:00	508.1	
08/14/2012 12:00	418.6	
08/14/2012 13:00	426	
08/14/2012 14:00	484.2	
08/14/2012 15:00	424.3	
08/14/2012 16:00	446.9	
08/14/2012 17:00	450.2	
08/14/2012 18:00	447.4	
08/14/2012 19:00	440.5	
08/14/2012 20:00	461.3	
08/14/2012 21:00	412.3	
08/14/2012 22:00	444.8	
08/14/2012 23:00	466.5	314
08/15/2012 00:00	415	704.2
08/15/2012 01:00	459.5	
08/15/2012 02:00	452.6	
08/15/2012 03:00	420	
08/15/2012 04:00	483.3	
08/15/2012 05:00	563.8	
08/15/2012 06:00	625.8	
08/15/2012 07:00	1138.3	
08/15/2012 08:00	1102.2	
08/15/2012 09:00	1041.6	
08/15/2012 10:00	657.3	
08/15/2012 11:00	952.5	
08/15/2012 12:00	1082.4	
08/15/2012 13:00	1113.7	
08/15/2012 14:00	1066.8	
08/15/2012 15:00	968.3	
08/15/2012 16:00	1080.6	
08/15/2012 17:00	865	
08/15/2012 18:00	606.6	
08/15/2012 19:00	719.9	
08/15/2012 20:00	809.1	
08/15/2012 21:00	365.8	
08/15/2012 22:00	290.4	
08/15/2012 23:00	279.8	315
		699.5

	Units 1&2 Combined	
Time	(Part 60 Data)	Day Count
08/16/2012 00:00	320.7	
08/16/2012 01:00	363.7	
08/16/2012 02:00	334.5	
08/16/2012 03:00	347.7	
08/16/2012 04:00	361.1	
08/16/2012 05:00	494.3	
08/16/2012 06:00	516	
08/16/2012 07:00	575.3	
08/16/2012 08:00	472.6	
08/16/2012 09:00	246.2	
08/16/2012 10:00	354.5	
08/16/2012 11:00	328.1	
08/16/2012 12:00	460.6	
08/16/2012 13:00	523.7	
08/16/2012 14:00	490.4	
08/16/2012 15:00	440.5	
08/16/2012 16:00	402.4	
08/16/2012 17:00	390.6	
08/16/2012 18:00	432.1	
08/16/2012 19:00	276.1	
08/16/2012 20:00	428.9	
08/16/2012 21:00	203.3	
08/16/2012 22:00	169.8	
08/16/2012 23:00	130.2	316 664.7
08/17/2012 00:00	159.7	
08/17/2012 01:00	187.6	
08/17/2012 02:00	210.7	
08/17/2012 03:00	243.4	
08/17/2012 04:00	220.7	
08/17/2012 05:00	236.8	
08/17/2012 06:00	240.9	
08/17/2012 07:00	255	
08/17/2012 08:00	329	
08/17/2012 09:00	350.9	
08/17/2012 10:00	312.1	
08/17/2012 11:00	392.3	
08/17/2012 12:00	400.5	
08/17/2012 13:00	317.5	
08/17/2012 14:00	397.8	
08/17/2012 15:00	536	
08/17/2012 16:00	444.2	
08/17/2012 17:00	309.3	
08/17/2012 18:00	369.7	
08/17/2012 19:00	382.5	
08/17/2012 20:00	359.3	

Time	Units 1&2 Combined	
	(Part 60 Data)	Day Count
08/17/2012 21:00	246.6	
08/17/2012 22:00	236	
08/17/2012 23:00	226.7	317
08/18/2012 00:00	231.1	611.5
08/18/2012 01:00	234.6	
08/18/2012 02:00	203.5	
08/18/2012 03:00	188.2	
08/18/2012 04:00	169.8	
08/18/2012 05:00	155.6	
08/18/2012 06:00	145.1	
08/18/2012 07:00	150.1	
08/18/2012 08:00	192.3	
08/18/2012 09:00	370	
08/18/2012 10:00	408.2	
08/18/2012 11:00	381.6	
08/18/2012 12:00	411.1	
08/18/2012 13:00	397.7	
08/18/2012 14:00	398.2	
08/18/2012 15:00	434.1	
08/18/2012 16:00	446.5	
08/18/2012 17:00	404.8	
08/18/2012 18:00	350.3	
08/18/2012 19:00	439.7	
08/18/2012 20:00	300.4	
08/18/2012 21:00	264.3	
08/18/2012 22:00	186.4	
08/18/2012 23:00	183.4	318
08/19/2012 00:00	236.6	574.8
08/19/2012 01:00	256.4	
08/19/2012 02:00	245.7	
08/19/2012 03:00	197.5	
08/19/2012 04:00	194.6	
08/19/2012 05:00	200.5	
08/19/2012 06:00	181.4	
08/19/2012 07:00	195.7	
08/19/2012 08:00	227	
08/19/2012 09:00	229.2	
08/19/2012 10:00	253.3	
08/19/2012 11:00	250.4	
08/19/2012 12:00	250.6	
08/19/2012 13:00	255	
08/19/2012 14:00	256.3	
08/19/2012 15:00	327.7	
08/19/2012 16:00	325.1	
08/19/2012 17:00	362	

	Units 1&2 Combined		
Time	(Part 60 Data)	Day Count	
08/19/2012 18:00	322.1		
08/19/2012 19:00	274.4		
08/19/2012 20:00	207.4		
08/19/2012 21:00	64.9		
08/19/2012 22:00	69.9		
08/19/2012 23:00	154.6	319	554.8
08/20/2012 00:00	143.3		
08/20/2012 01:00	164.4		
08/20/2012 02:00	221.5		
08/20/2012 03:00	350.1		
08/20/2012 04:00	457.2		
08/20/2012 05:00	464		
08/20/2012 06:00	513.4		
08/20/2012 07:00	508.4		
08/20/2012 08:00	520.3		
08/20/2012 09:00	616.1		
08/20/2012 10:00	559.6		
08/20/2012 11:00	458.1		
08/20/2012 12:00	645		
08/20/2012 13:00	572.8		
08/20/2012 14:00	545.3		
08/20/2012 15:00	619		
08/20/2012 16:00	720.4		
08/20/2012 17:00	684.9		
08/20/2012 18:00	540.9		
08/20/2012 19:00	553.8		
08/20/2012 20:00	526.3		
08/20/2012 21:00	381.6		
08/20/2012 22:00	509.3		
08/20/2012 23:00	629.8	320	543.6
08/21/2012 00:00	757.1		
08/21/2012 01:00	551.6		
08/21/2012 02:00	695.6		
08/21/2012 03:00	564.4		
08/21/2012 04:00	509.3		
08/21/2012 05:00	504.1		
08/21/2012 06:00	513.6		
08/21/2012 07:00	524.8		
08/21/2012 08:00	562.4		
08/21/2012 09:00	998.2		
08/21/2012 10:00	914.9		
08/21/2012 11:00	871.5		
08/21/2012 12:00	1040		
08/21/2012 13:00	952.2		
08/21/2012 14:00	812.6		

Time	Units 1&2 Combined	
	(Part 60 Data)	Day Count
08/21/2012 15:00	845.7	
08/21/2012 16:00	1051.9	
08/21/2012 17:00	807.9	
08/21/2012 18:00	625.9	
08/21/2012 19:00	855.4	
08/21/2012 20:00	1124.7	
08/21/2012 21:00	550.5	
08/21/2012 22:00	813.3	
08/21/2012 23:00	747.3	321
08/22/2012 00:00	645	537.6
08/22/2012 01:00	626	
08/22/2012 02:00	672.4	
08/22/2012 03:00	664.8	
08/22/2012 04:00	619.8	
08/22/2012 05:00	591.2	
08/22/2012 06:00	611.2	
08/22/2012 07:00	556.7	
08/22/2012 08:00	731.4	
08/22/2012 09:00	876	
08/22/2012 10:00	880.4	
08/22/2012 11:00	970.1	
08/22/2012 12:00	1097.3	
08/22/2012 13:00	1189.4	
08/22/2012 14:00	866.1	
08/22/2012 15:00	987.8	
08/22/2012 16:00	1148.8	
08/22/2012 17:00	1223.9	
08/22/2012 18:00	1241.7	
08/22/2012 19:00	991.1	
08/22/2012 20:00	885.7	
08/22/2012 21:00	850.5	
08/22/2012 22:00	689.7	
08/22/2012 23:00	603.1	322
08/23/2012 00:00	786.7	537.6
08/23/2012 01:00	719.6	
08/23/2012 02:00	658.2	
08/23/2012 03:00	652.2	
08/23/2012 04:00	669.4	
08/23/2012 05:00	807.3	
08/23/2012 06:00	682.5	
08/23/2012 07:00	684.4	
08/23/2012 08:00	969.4	
08/23/2012 09:00	1015.8	
08/23/2012 10:00	1092.6	
08/23/2012 11:00	1077.3	

Time	Units 1&2 Combined	
	(Part 60 Data)	Day Count
08/23/2012 12:00	1266.5	
08/23/2012 13:00	1259.5	
08/23/2012 14:00	1149	
08/23/2012 15:00	1115.5	
08/23/2012 16:00	1085.7	
08/23/2012 17:00	1063.9	
08/23/2012 18:00	1010.5	
08/23/2012 19:00	1334	
08/23/2012 20:00	1209.5	
08/23/2012 21:00	972.5	
08/23/2012 22:00	696.6	
08/23/2012 23:00	652.2	323 546.9
08/24/2012 00:00	697.6	
08/24/2012 01:00	811.2	
08/24/2012 02:00	802.3	
08/24/2012 03:00	744.8	
08/24/2012 04:00	647.8	
08/24/2012 05:00	761.7	
08/24/2012 06:00	812.3	
08/24/2012 07:00	701.4	
08/24/2012 08:00	1004.5	
08/24/2012 09:00	1169	
08/24/2012 10:00	1323.4	
08/24/2012 11:00	1187.5	
08/24/2012 12:00	1196.1	
08/24/2012 13:00	1095.5	
08/24/2012 14:00	950.6	
08/24/2012 15:00	1177.8	
08/24/2012 16:00	1097.1	
08/24/2012 17:00	900.3	
08/24/2012 18:00	1011	
08/24/2012 19:00	1007.2	
08/24/2012 20:00	926.7	
08/24/2012 21:00	674.2	
08/24/2012 22:00	567.9	
08/24/2012 23:00	614.5	324 563.2
08/25/2012 00:00	735.8	
08/25/2012 01:00	646.8	
08/25/2012 02:00	566.4	
08/25/2012 03:00	673.6	
08/25/2012 04:00	558.3	
08/25/2012 05:00	562.8	
08/25/2012 06:00	640.1	
08/25/2012 07:00	590.7	
08/25/2012 08:00	621	

Time	Units 1&2 Combined	
	(Part 60 Data)	Day Count
08/25/2012 09:00	350.2	
08/25/2012 10:00	477.1	
08/25/2012 11:00	416	
08/25/2012 12:00	339	
08/25/2012 13:00	244.4	
08/25/2012 14:00	258.9	
08/25/2012 15:00	432.1	
08/25/2012 16:00	422.8	
08/25/2012 17:00	244.7	
08/25/2012 18:00	266.5	
08/25/2012 19:00	405.9	
08/25/2012 20:00	263.9	
08/25/2012 21:00	277.7	
08/25/2012 22:00	299.8	
08/25/2012 23:00	254.3	325
08/26/2012 00:00	299.3	537.6
08/26/2012 01:00	265.9	
08/26/2012 02:00	251.4	
08/26/2012 03:00	349.9	
08/26/2012 04:00	263.3	
08/26/2012 05:00	250.5	
08/26/2012 06:00	302.7	
08/26/2012 07:00	275.7	
08/26/2012 08:00	250.1	
08/26/2012 09:00	296.1	
08/26/2012 10:00	303.4	
08/26/2012 11:00	363.8	
08/26/2012 12:00	372.6	
08/26/2012 13:00	363.3	
08/26/2012 14:00	329.9	
08/26/2012 15:00	361.8	
08/26/2012 16:00	373.7	
08/26/2012 17:00	365.2	
08/26/2012 18:00	321	
08/26/2012 19:00	453.3	
08/26/2012 20:00	260.8	
08/26/2012 21:00	209.5	
08/26/2012 22:00	352.4	
08/26/2012 23:00	410.3	326
08/27/2012 00:00	340.6	512.5
08/27/2012 01:00	311.5	
08/27/2012 02:00	364.1	
08/27/2012 03:00	532.4	
08/27/2012 04:00	545.7	
08/27/2012 05:00	485.9	

Time	Units 1&2 Combined	
	(Part 60 Data)	Day Count
08/27/2012 06:00	486.8	
08/27/2012 07:00	521.8	
08/27/2012 08:00	539.3	
08/27/2012 09:00	602.4	
08/27/2012 10:00	590.7	
08/27/2012 11:00	497.3	
08/27/2012 12:00	477.1	
08/27/2012 13:00	1348.8	
08/27/2012 14:00	2020.7	
08/27/2012 15:00	832	
08/27/2012 16:00	1158.6	
08/27/2012 17:00	1323.8	
08/27/2012 18:00	1246	
08/27/2012 19:00	1067.7	
08/27/2012 20:00	1093.9	
08/27/2012 21:00	925.2	
08/27/2012 22:00	699.3	
08/27/2012 23:00	586.6	327
08/28/2012 00:00	220.6	517.3
08/28/2012 01:00	308.2	
08/28/2012 02:00	478.6	
08/28/2012 03:00	431.6	
08/28/2012 04:00	445.1	
08/28/2012 05:00	454.5	
08/28/2012 06:00	476.1	
08/28/2012 07:00	457.6	
08/28/2012 08:00	569.5	
08/28/2012 09:00	419.3	
08/28/2012 10:00	336.4	
08/28/2012 11:00	443.1	
08/28/2012 12:00	660.6	
08/28/2012 13:00	665.1	
08/28/2012 14:00	609	
08/28/2012 15:00	624.9	
08/28/2012 16:00	588.5	
08/28/2012 17:00	476.3	
08/28/2012 18:00	531.4	
08/28/2012 19:00	596.6	
08/28/2012 20:00	597.5	
08/28/2012 21:00	344.4	
08/28/2012 22:00	396.2	
08/28/2012 23:00	401.3	328
08/29/2012 00:00	470.4	507.1
08/29/2012 01:00	391.2	
08/29/2012 02:00	401.9	

Time	Units 1&2 Combined	
	(Part 60 Data)	Day Count
08/29/2012 03:00	408	
08/29/2012 04:00	395.9	
08/29/2012 05:00	551.8	
08/29/2012 06:00	396.1	
08/29/2012 07:00	384.6	
08/29/2012 08:00	556.7	
08/29/2012 09:00	7667	
08/29/2012 10:00	623.7	
08/29/2012 11:00	8951.2	
08/29/2012 12:00	11820.8	
08/29/2012 13:00	565	
08/29/2012 14:00	546.4	
08/29/2012 15:00	544.3	
08/29/2012 16:00	558.6	
08/29/2012 17:00	585.9	
08/29/2012 18:00	491.5	
08/29/2012 19:00	559.1	
08/29/2012 20:00	496.2	
08/29/2012 21:00	308.9	
08/29/2012 22:00	344.8	
08/29/2012 23:00	436.6	329 548.8
08/30/2012 00:00	383.4	
08/30/2012 01:00	349.1	
08/30/2012 02:00	367.2	
08/30/2012 03:00	381.5	
08/30/2012 04:00	333.4	
08/30/2012 05:00	476.6	
08/30/2012 06:00	435	
08/30/2012 07:00	313.5	
08/30/2012 08:00	459.9	
08/30/2012 09:00	420	
08/30/2012 10:00	380.3	
08/30/2012 11:00	746.2	
08/30/2012 12:00	752.5	
08/30/2012 13:00	588.6	
08/30/2012 14:00	571.8	
08/30/2012 15:00	598.2	
08/30/2012 16:00	630.1	
08/30/2012 17:00	673	
08/30/2012 18:00	605.3	
08/30/2012 19:00	584.5	
08/30/2012 20:00	534.2	
08/30/2012 21:00	318.3	
08/30/2012 22:00	501.5	
08/30/2012 23:00	438.6	330 553.6

	Units 1&2 Combined		
Time	(Part 60 Data)	Day Count	
08/31/2012 00:00	353.6		
08/31/2012 01:00	342		
08/31/2012 02:00	356.2		
08/31/2012 03:00	370.6		
08/31/2012 04:00	356.1		
08/31/2012 05:00	405.1		
08/31/2012 06:00	352.1		
08/31/2012 07:00	355.7		
08/31/2012 08:00	587.6		
08/31/2012 09:00	641.8		
08/31/2012 10:00	845.4		
08/31/2012 11:00	867.7		
08/31/2012 12:00	720.8		
08/31/2012 13:00	660.2		
08/31/2012 14:00	770.5		
08/31/2012 15:00	851		
08/31/2012 16:00	841.9		
08/31/2012 17:00	786.6		
08/31/2012 18:00	735.5		
08/31/2012 19:00	605.6		
08/31/2012 20:00	667		
08/31/2012 21:00	803.7		
08/31/2012 22:00	705.1		
08/31/2012 23:00	426.5	331	563.5
09/01/2012 00:00	620.4		
09/01/2012 01:00	471.3		
09/01/2012 02:00	481.3		
09/01/2012 03:00	497.8		
09/01/2012 04:00	468.8		
09/01/2012 05:00	486.9		
09/01/2012 06:00	489.6		
09/01/2012 07:00	610.2		
09/01/2012 08:00	724.2		
09/01/2012 09:00	836.3		
09/01/2012 10:00	657.9		
09/01/2012 11:00	719		
09/01/2012 12:00	762.4		
09/01/2012 13:00	865.7		
09/01/2012 14:00	740.4		
09/01/2012 15:00	669.7		
09/01/2012 16:00	786.4		
09/01/2012 17:00	789.2		
09/01/2012 18:00	701.1		
09/01/2012 19:00	745.4		
09/01/2012 20:00	638.7		

Time	Units 1&2 Combined	
	(Part 60 Data)	Day Count
09/01/2012 21:00	522.4	
09/01/2012 22:00	580.4	
09/01/2012 23:00	577.7	332
09/02/2012 00:00	533.7	570.6
09/02/2012 01:00	448.3	
09/02/2012 02:00	523	
09/02/2012 03:00	493.7	
09/02/2012 04:00	501.7	
09/02/2012 05:00	483.1	
09/02/2012 06:00	510.4	
09/02/2012 07:00	595	
09/02/2012 08:00	711.4	
09/02/2012 09:00	586.9	
09/02/2012 10:00	1065.8	
09/02/2012 11:00	913.5	
09/02/2012 12:00	844.7	
09/02/2012 13:00	775.8	
09/02/2012 14:00	599.6	
09/02/2012 15:00	613.7	
09/02/2012 16:00	919.3	
09/02/2012 17:00	907.6	
09/02/2012 18:00	780.1	
09/02/2012 19:00	716.1	
09/02/2012 20:00	669.4	
09/02/2012 21:00	602.6	
09/02/2012 22:00	765.6	
09/02/2012 23:00	802.2	333
09/03/2012 00:00	697	579.4
09/03/2012 01:00	641.2	
09/03/2012 02:00	667.9	
09/03/2012 03:00	753.5	
09/03/2012 04:00	751.5	
09/03/2012 05:00	723.3	
09/03/2012 06:00	695.9	
09/03/2012 07:00	691.1	
09/03/2012 08:00	825.3	
09/03/2012 09:00	851.2	
09/03/2012 10:00	741	
09/03/2012 11:00	723.2	
09/03/2012 12:00	816.9	
09/03/2012 13:00	856.9	
09/03/2012 14:00	907.9	
09/03/2012 15:00	897.7	
09/03/2012 16:00	866.5	
09/03/2012 17:00	1017.7	

Time	Units 1&2 Combined	
	(Part 60 Data)	Day Count
09/03/2012 18:00	1113.6	
09/03/2012 19:00	980	
09/03/2012 20:00	869.3	
09/03/2012 21:00	860.5	
09/03/2012 22:00	901.9	
09/03/2012 23:00	1285.7	334
09/04/2012 00:00	1299.9	594.2
09/04/2012 01:00	667.5	
09/04/2012 02:00	508.5	
09/04/2012 03:00	792.1	
09/04/2012 04:00	993.3	
09/04/2012 05:00	1145.4	
09/04/2012 06:00	1116.5	
09/04/2012 07:00	1185.9	
09/04/2012 08:00	1142	
09/04/2012 09:00	1369.7	
09/04/2012 10:00	1350.8	
09/04/2012 11:00	959.8	
09/04/2012 12:00	1006.3	
09/04/2012 13:00	1207.3	
09/04/2012 14:00	1290	
09/04/2012 15:00	1657.6	
09/04/2012 16:00	1494.4	
09/04/2012 17:00	1470.2	
09/04/2012 18:00	1117.6	
09/04/2012 19:00	888.8	
09/04/2012 20:00	767.7	
09/04/2012 21:00	910.1	
09/04/2012 22:00	960.9	
09/04/2012 23:00	760.5	335
09/05/2012 00:00	492.8	616.7
09/05/2012 01:00	533.5	
09/05/2012 02:00	353.6	
09/05/2012 03:00	375.1	
09/05/2012 04:00	469.1	
09/05/2012 05:00	500.8	
09/05/2012 06:00	455.9	
09/05/2012 07:00	443.9	
09/05/2012 08:00	496.7	
09/05/2012 09:00	480.1	
09/05/2012 10:00	509.5	
09/05/2012 11:00	356.3	
09/05/2012 12:00	352.3	
09/05/2012 13:00	366.9	
09/05/2012 14:00	247.8	

	Units 1&2 Combined	
Time	(Part 60 Data)	Day Count
09/05/2012 15:00	429.3	
09/05/2012 16:00	525.1	
09/05/2012 17:00	455.9	
09/05/2012 18:00	525.3	
09/05/2012 19:00	471.4	
09/05/2012 20:00	484.2	
09/05/2012 21:00	477.4	
09/05/2012 22:00	476.2	
09/05/2012 23:00	481.5	336
09/06/2012 00:00	474.6	605.2
09/06/2012 01:00	485.6	
09/06/2012 02:00	476.6	
09/06/2012 03:00	481.1	
09/06/2012 04:00	593.9	
09/06/2012 05:00	482.4	
09/06/2012 06:00	577	
09/06/2012 07:00	506.5	
09/06/2012 08:00	548	
09/06/2012 09:00	483	
09/06/2012 10:00	534.8	
09/06/2012 11:00	3543.9	
09/06/2012 12:00	9463	
09/06/2012 13:00	7874.8	
09/06/2012 14:00	9216.2	
09/06/2012 15:00	1560.9	
09/06/2012 16:00	1059.1	
09/06/2012 17:00	1188.3	
09/06/2012 18:00	1047	
09/06/2012 19:00	1228.6	
09/06/2012 20:00	1218.4	
09/06/2012 21:00	922.4	
09/06/2012 22:00	915.3	
09/06/2012 23:00	886.6	337
09/07/2012 00:00	826.4	647.2
09/07/2012 01:00	847	
09/07/2012 02:00	812.6	
09/07/2012 03:00	840.2	
09/07/2012 04:00	818.6	
09/07/2012 05:00	856.2	
09/07/2012 06:00	850.1	
09/07/2012 07:00	918.9	
09/07/2012 08:00	878.4	
09/07/2012 09:00	998.6	
09/07/2012 10:00	951	
09/07/2012 11:00	2122.1	

Time	Units 1&2 Combined	
	(Part 60 Data)	Day Count
09/07/2012 12:00	1028.1	
09/07/2012 13:00	966.5	
09/07/2012 14:00	992.1	
09/07/2012 15:00	1189.2	
09/07/2012 16:00	1203.1	
09/07/2012 17:00	1214.4	
09/07/2012 18:00	954.8	
09/07/2012 19:00	1316.8	
09/07/2012 20:00	1269.9	
09/07/2012 21:00	988.3	
09/07/2012 22:00	818.8	
09/07/2012 23:00	1107.7	338 658.7
09/08/2012 00:00	1117.8	
09/08/2012 01:00	922.5	
09/08/2012 02:00	952.3	
09/08/2012 03:00	978	
09/08/2012 04:00	1032.9	
09/08/2012 05:00	1111	
09/08/2012 06:00	1026.2	
09/08/2012 07:00	1087.9	
09/08/2012 08:00	1264.2	
09/08/2012 09:00	1254.9	
09/08/2012 10:00	1041.8	
09/08/2012 11:00	778.4	
09/08/2012 12:00	818.1	
09/08/2012 13:00	1159.3	
09/08/2012 14:00	1031.3	
09/08/2012 15:00	838.9	
09/08/2012 16:00	1050.7	
09/08/2012 17:00	932.8	
09/08/2012 18:00	897.4	
09/08/2012 19:00	1040.2	
09/08/2012 20:00	967.3	
09/08/2012 21:00	766.3	
09/08/2012 22:00	896	
09/08/2012 23:00	752.6	339 667.4
09/09/2012 00:00	994.1	
09/09/2012 01:00	792.8	
09/09/2012 02:00	759.4	
09/09/2012 03:00	849.8	
09/09/2012 04:00	802.6	
09/09/2012 05:00	784.3	
09/09/2012 06:00	792.8	
09/09/2012 07:00	800	
09/09/2012 08:00	876.4	

	Units 1&2 Combined			
Time	(Part 60 Data)	Day Count		
09/09/2012 09:00	722.8			
09/09/2012 10:00	922.4			
09/09/2012 11:00	928.6			
09/09/2012 12:00	871.5			
09/09/2012 13:00	959			
09/09/2012 14:00	998.5			
09/09/2012 15:00	1014.6			
09/09/2012 16:00	1233.4			
09/09/2012 17:00	788.2			
09/09/2012 18:00	729.8			
09/09/2012 19:00	1203.8			
09/09/2012 20:00	1057.3			
09/09/2012 21:00	752.3			
09/09/2012 22:00	719			
09/09/2012 23:00	867.8	340		684.6
09/10/2012 00:00	830.6			
09/10/2012 01:00	719.1			
09/10/2012 02:00	791.1			
09/10/2012 03:00	806.7			
09/10/2012 04:00	795.3			
09/10/2012 05:00	1016.4			
09/10/2012 06:00	594.5			
09/10/2012 07:00	3975.6			
09/10/2012 08:00	1049.1			
09/10/2012 09:00	762.8			
09/10/2012 10:00	1034.7			
09/10/2012 11:00	5732			
09/10/2012 12:00	979.9			
09/10/2012 13:00	838.6			
09/10/2012 14:00	901.9			
09/10/2012 15:00	976.8			
09/10/2012 16:00	940.1			
09/10/2012 17:00	871.6			
09/10/2012 18:00	946.5			
09/10/2012 19:00	1094.3			
09/10/2012 20:00	714.9			
09/10/2012 21:00	678.3			
09/10/2012 22:00	745.5			
09/10/2012 23:00	605.5	341		713.1
09/11/2012 00:00	681.2			
09/11/2012 01:00	659.3			
09/11/2012 02:00	663.1			
09/11/2012 03:00	720.5			
09/11/2012 04:00	647.6			
09/11/2012 05:00	774.9			

Time	Units 1&2 Combined	
	(Part 60 Data)	Day Count
09/11/2012 06:00	2425.6	
09/11/2012 07:00	8307.2	
09/11/2012 08:00	2025.7	
09/11/2012 09:00	14142.8	
09/11/2012 10:00	1061	
09/11/2012 11:00	3566.8	
09/11/2012 12:00	1028.3	
09/11/2012 13:00	1063.6	
09/11/2012 14:00	874.7	
09/11/2012 15:00	1117	
09/11/2012 16:00	1052	
09/11/2012 17:00	827.9	
09/11/2012 18:00	993.2	
09/11/2012 19:00	1174.5	
09/11/2012 20:00	703.9	
09/11/2012 21:00	600.1	
09/11/2012 22:00	612.8	
09/11/2012 23:00	651.9	342
09/12/2012 00:00	731.5	766.5
09/12/2012 01:00	718.4	
09/12/2012 02:00	709.4	
09/12/2012 03:00	693	
09/12/2012 04:00	839.5	
09/12/2012 05:00	807.2	
09/12/2012 06:00	851.2	
09/12/2012 07:00	870	
09/12/2012 08:00	991.8	
09/12/2012 09:00	1020.8	
09/12/2012 10:00	1108.3	
09/12/2012 11:00	1088	
09/12/2012 12:00	1083.7	
09/12/2012 13:00	1095.4	
09/12/2012 14:00	965.5	
09/12/2012 15:00	1060.5	
09/12/2012 16:00	945	
09/12/2012 17:00	903.4	
09/12/2012 18:00	929.8	
09/12/2012 19:00	1000.6	
09/12/2012 20:00	899	
09/12/2012 21:00	585.5	
09/12/2012 22:00	336.5	
09/12/2012 23:00	1058.6	343
09/13/2012 00:00	1022.6	784.7
09/13/2012 01:00	709.9	
09/13/2012 02:00	713.8	

Time	Units 1&2 Combined	
	(Part 60 Data)	Day Count
09/13/2012 03:00	758	
09/13/2012 04:00	733.3	
09/13/2012 05:00	1058.6	
09/13/2012 06:00	884.1	
09/13/2012 07:00	857.9	
09/13/2012 08:00	959.5	
09/13/2012 09:00	934.5	
09/13/2012 10:00	1175.4	
09/13/2012 11:00	1025.4	
09/13/2012 12:00	1150.2	
09/13/2012 13:00	1051.4	
09/13/2012 14:00	1110.6	
09/13/2012 15:00	1139.3	
09/13/2012 16:00	1186.7	
09/13/2012 17:00	925.8	
09/13/2012 18:00	1125.6	
09/13/2012 19:00	911.3	
09/13/2012 20:00	762.9	
09/13/2012 21:00	691.1	
09/13/2012 22:00	712.2	
09/13/2012 23:00	860	344
09/14/2012 00:00	744.5	801.7
09/14/2012 01:00	733.8	
09/14/2012 02:00	734.4	
09/14/2012 03:00	855.7	
09/14/2012 04:00	893.3	
09/14/2012 05:00	1014.6	
09/14/2012 06:00	1083.1	
09/14/2012 07:00	1003.4	
09/14/2012 08:00	857.1	
09/14/2012 09:00	919.6	
09/14/2012 10:00	1244.7	
09/14/2012 11:00	1212.3	
09/14/2012 12:00	1057.7	
09/14/2012 13:00	981.6	
09/14/2012 14:00	772.1	
09/14/2012 15:00	914.3	
09/14/2012 16:00	857.1	
09/14/2012 17:00	779.7	
09/14/2012 18:00	759.2	
09/14/2012 19:00	925.9	
09/14/2012 20:00	778.6	
09/14/2012 21:00	844.9	
09/14/2012 22:00	781.9	
09/14/2012 23:00	659.5	345
		807.0

	Units 1&2 Combined	
Time	(Part 60 Data)	Day Count
09/15/2012 00:00	749.1	
09/15/2012 01:00	798.3	
09/15/2012 02:00	784.6	
09/15/2012 03:00	664.5	
09/15/2012 04:00	644.4	
09/15/2012 05:00	702.6	
09/15/2012 06:00	707.1	
09/15/2012 07:00	791.5	
09/15/2012 08:00	999	
09/15/2012 09:00	1116.4	
09/15/2012 10:00	823	
09/15/2012 11:00	902.1	
09/15/2012 12:00	959	
09/15/2012 13:00	730.5	
09/15/2012 14:00	959.7	
09/15/2012 15:00	1029.4	
09/15/2012 16:00	723.9	
09/15/2012 17:00	652.3	
09/15/2012 18:00	1064.6	
09/15/2012 19:00	1053.6	
09/15/2012 20:00	586.5	
09/15/2012 21:00	729.1	
09/15/2012 22:00	498.3	
09/15/2012 23:00	517.9	346
09/16/2012 00:00	610	821.1
09/16/2012 01:00	571.5	
09/16/2012 02:00	357.2	
09/16/2012 03:00	361	
09/16/2012 04:00	350.9	
09/16/2012 05:00	337	
09/16/2012 06:00	313.8	
09/16/2012 07:00	374.9	
09/16/2012 08:00	275.2	
09/16/2012 09:00	388.9	
09/16/2012 10:00	920.4	
09/16/2012 11:00	864	
09/16/2012 12:00	691.8	
09/16/2012 13:00	696.5	
09/16/2012 14:00	710.6	
09/16/2012 15:00	869	
09/16/2012 16:00	939.2	
09/16/2012 17:00	1112.4	
09/16/2012 18:00	1207.1	
09/16/2012 19:00	1402.5	
09/16/2012 20:00	1055.7	

Time	Units 1&2 Combined	
	(Part 60 Data)	Day Count
09/16/2012 21:00	574.6	
09/16/2012 22:00	607.3	
09/16/2012 23:00	560.5	347
09/17/2012 00:00	951.1	833.3
09/17/2012 01:00	1088.1	
09/17/2012 02:00	626.8	
09/17/2012 03:00	575	
09/17/2012 04:00	747.7	
09/17/2012 05:00	1557.9	
09/17/2012 06:00	1144.9	
09/17/2012 07:00	1045.7	
09/17/2012 08:00	1187.4	
09/17/2012 09:00	1058.1	
09/17/2012 10:00	1166	
09/17/2012 11:00	1344.1	
09/17/2012 12:00	1354.5	
09/17/2012 13:00	1254.6	
09/17/2012 14:00	1092.3	
09/17/2012 15:00	968.8	
09/17/2012 16:00	908.7	
09/17/2012 17:00	791.4	
09/17/2012 18:00	623.1	
09/17/2012 19:00	475.1	
09/17/2012 20:00	567.7	
09/17/2012 21:00	636.2	
09/17/2012 22:00	729.9	
09/17/2012 23:00	811.7	348
09/18/2012 00:00	519	855.0
09/18/2012 01:00	633.2	
09/18/2012 02:00	645.4	
09/18/2012 03:00	587.3	
09/18/2012 04:00	754.8	
09/18/2012 05:00	1117.9	
09/18/2012 06:00	1446.9	
09/18/2012 07:00	1346.9	
09/18/2012 08:00	1158.2	
09/18/2012 09:00	1307	
09/18/2012 10:00	978	
09/18/2012 11:00	727.3	
09/18/2012 12:00	1203.6	
09/18/2012 13:00	617.8	
09/18/2012 14:00	668.1	
09/18/2012 15:00	710.3	
09/18/2012 16:00	455.3	
09/18/2012 17:00	277.7	

Time	Units 1&2 Combined	
	(Part 60 Data)	Day Count
09/18/2012 18:00	321.1	
09/18/2012 19:00	323.2	
09/18/2012 20:00	353.5	
09/18/2012 21:00	381.8	
09/18/2012 22:00	419.6	
09/18/2012 23:00	474.7	349
09/19/2012 00:00	623.5	871.6
09/19/2012 01:00	620.9	
09/19/2012 02:00	575.3	
09/19/2012 03:00	603.1	
09/19/2012 04:00	650.8	
09/19/2012 05:00	969.2	
09/19/2012 06:00	1036.2	
09/19/2012 07:00	554	
09/19/2012 08:00	697.5	
09/19/2012 09:00	1124.5	
09/19/2012 10:00	675.8	
09/19/2012 11:00	741.9	
09/19/2012 12:00	808	
09/19/2012 13:00	975.4	
09/19/2012 14:00	788	
09/19/2012 15:00	931.4	
09/19/2012 16:00	812.8	
09/19/2012 17:00	804.9	
09/19/2012 18:00	834	
09/19/2012 19:00	790.4	
09/19/2012 20:00	818.4	
09/19/2012 21:00	564.1	
09/19/2012 22:00	534.3	
09/19/2012 23:00	825.9	350
09/20/2012 00:00	713.9	880.5
09/20/2012 01:00	646.8	
09/20/2012 02:00	624.2	
09/20/2012 03:00	691	
09/20/2012 04:00	716.7	
09/20/2012 05:00	1056.5	
09/20/2012 06:00	759.4	
09/20/2012 07:00	725.7	
09/20/2012 08:00	991.3	
09/20/2012 09:00	1309.9	
09/20/2012 10:00	1125.9	
09/20/2012 11:00	1180.8	
09/20/2012 12:00	1131.2	
09/20/2012 13:00	1095.9	
09/20/2012 14:00	798.2	

Time	Units 1&2 Combined	
	(Part 60 Data)	Day Count
09/20/2012 15:00	895.5	
09/20/2012 16:00	652.5	
09/20/2012 17:00	543.8	
09/20/2012 18:00	830.9	
09/20/2012 19:00	1328.1	
09/20/2012 20:00	1409.3	
09/20/2012 21:00	622.3	
09/20/2012 22:00	556.9	
09/20/2012 23:00	503.8	351
09/21/2012 00:00	649.3	884.3
09/21/2012 01:00	717.8	
09/21/2012 02:00	674.2	
09/21/2012 03:00	697.9	
09/21/2012 04:00	685.2	
09/21/2012 05:00	917.6	
09/21/2012 06:00	805.3	
09/21/2012 07:00	771.9	
09/21/2012 08:00	853.6	
09/21/2012 09:00	1284.4	
09/21/2012 10:00	1163	
09/21/2012 11:00	1155.2	
09/21/2012 12:00	1215.6	
09/21/2012 13:00	1228	
09/21/2012 14:00	1012	
09/21/2012 15:00	1162.5	
09/21/2012 16:00	886.1	
09/21/2012 17:00	663.6	
09/21/2012 18:00	1214.9	
09/21/2012 19:00	1276.3	
09/21/2012 20:00	934.2	
09/21/2012 21:00	621.2	
09/21/2012 22:00	668.7	
09/21/2012 23:00	855.6	352
09/22/2012 00:00	724	886.9
09/22/2012 01:00	567.3	
09/22/2012 02:00	263.2	
09/22/2012 03:00	354.7	
09/22/2012 04:00	470.9	
09/22/2012 05:00	628.2	
09/22/2012 06:00	409.5	
09/22/2012 07:00	556.3	
09/22/2012 08:00	786.1	
09/22/2012 09:00	456.2	
09/22/2012 10:00	597.7	
09/22/2012 11:00	601.4	

Time	Units 1&2 Combined	
	(Part 60 Data)	Day Count
09/22/2012 12:00	554.4	
09/22/2012 13:00	568.2	
09/22/2012 14:00	560.5	
09/22/2012 15:00	535.6	
09/22/2012 16:00	535.8	
09/22/2012 17:00	570.7	
09/22/2012 18:00	611.4	
09/22/2012 19:00	571.9	
09/22/2012 20:00	514.8	
09/22/2012 21:00	403.6	
09/22/2012 22:00	242	
09/22/2012 23:00	304.5	353 872.7
09/23/2012 00:00	522.3	
09/23/2012 01:00	432.3	
09/23/2012 02:00	385.8	
09/23/2012 03:00	396	
09/23/2012 04:00	389	
09/23/2012 05:00	363.7	
09/23/2012 06:00	397.2	
09/23/2012 07:00	388.5	
09/23/2012 08:00	448	
09/23/2012 09:00	424.2	
09/23/2012 10:00	497.5	
09/23/2012 11:00	298.8	
09/23/2012 12:00	383.4	
09/23/2012 13:00	318.1	
09/23/2012 14:00	237.6	
09/23/2012 15:00	170.6	
09/23/2012 16:00	168.2	
09/23/2012 17:00	130.5	
09/23/2012 18:00	130.3	
09/23/2012 19:00	391.3	
09/23/2012 20:00	355.2	
09/23/2012 21:00	335.9	
09/23/2012 22:00	799.6	
09/23/2012 23:00	767.1	354 855.0
09/24/2012 00:00	640.9	
09/24/2012 01:00	604.2	
09/24/2012 02:00	576.7	
09/24/2012 03:00	518.7	
09/24/2012 04:00	463.5	
09/24/2012 05:00	472	
09/24/2012 06:00	468.2	
09/24/2012 07:00	484.2	
09/24/2012 08:00	524.9	

Time	Units 1&2 Combined	
	(Part 60 Data)	Day Count
09/24/2012 09:00	579.6	
09/24/2012 10:00	555.6	
09/24/2012 11:00	574.1	
09/24/2012 12:00	570.6	
09/24/2012 13:00	491.2	
09/24/2012 14:00	497	
09/24/2012 15:00	533.3	
09/24/2012 16:00	678.1	
09/24/2012 17:00	630.9	
09/24/2012 18:00	496.4	
09/24/2012 19:00	593.5	
09/24/2012 20:00	375.3	
09/24/2012 21:00	280.9	
09/24/2012 22:00	200.3	
09/24/2012 23:00	398.6	355
09/25/2012 00:00	621.5	857.3
09/25/2012 01:00	398.9	
09/25/2012 02:00	355.1	
09/25/2012 03:00	405.7	
09/25/2012 04:00	373.8	
09/25/2012 05:00	503.8	
09/25/2012 06:00	539.8	
09/25/2012 07:00	567	
09/25/2012 08:00	846.3	
09/25/2012 09:00	888.4	
09/25/2012 10:00	796.4	
09/25/2012 11:00	804.8	
09/25/2012 12:00	803.6	
09/25/2012 13:00	811.5	
09/25/2012 14:00	771.4	
09/25/2012 15:00	710.4	
09/25/2012 16:00	643.6	
09/25/2012 17:00	611.9	
09/25/2012 18:00	561.1	
09/25/2012 19:00	522.8	
09/25/2012 20:00	518.2	
09/25/2012 21:00	583.2	
09/25/2012 22:00	704.9	
09/25/2012 23:00	737.9	356
09/26/2012 00:00	698.5	867.6
09/26/2012 01:00	727.5	
09/26/2012 02:00	743	
09/26/2012 03:00	718	
09/26/2012 04:00	349.6	
09/26/2012 05:00	333.3	

	Units 1&2 Combined	
Time	(Part 60 Data)	Day Count
09/26/2012 06:00	1164.9	
09/26/2012 07:00	1247.2	
09/26/2012 08:00	1094.4	
09/26/2012 09:00	1008	
09/26/2012 10:00	964.9	
09/26/2012 11:00	898.2	
09/26/2012 12:00	928.9	
09/26/2012 13:00	824.5	
09/26/2012 14:00	839.2	
09/26/2012 15:00	824	
09/26/2012 16:00	815.6	
09/26/2012 17:00	755.9	
09/26/2012 18:00	732.5	
09/26/2012 19:00	689.7	
09/26/2012 20:00	687.1	
09/26/2012 21:00	670.1	
09/26/2012 22:00	607.1	
09/26/2012 23:00	787.6	357
09/27/2012 00:00	625	868.3
09/27/2012 01:00	511.4	
09/27/2012 02:00	582.2	
09/27/2012 03:00	656.9	
09/27/2012 04:00	743.9	
09/27/2012 05:00	829.2	
09/27/2012 06:00	1007.7	
09/27/2012 07:00	780.4	
09/27/2012 08:00	771.5	
09/27/2012 09:00	935.5	
09/27/2012 10:00	912.3	
09/27/2012 11:00	918.5	
09/27/2012 12:00	965.5	
09/27/2012 13:00	979.6	
09/27/2012 14:00	960.4	
09/27/2012 15:00	893.7	
09/27/2012 16:00	877.8	
09/27/2012 17:00	947	
09/27/2012 18:00	1078.8	
09/27/2012 19:00	955	
09/27/2012 20:00	913.5	
09/27/2012 21:00	913	
09/27/2012 22:00	841.2	
09/27/2012 23:00	675.2	358
09/28/2012 00:00	951.6	880.5
09/28/2012 01:00	639.6	
09/28/2012 02:00	374.6	

	Units 1&2 Combined	
Time	(Part 60 Data)	Day Count
09/28/2012 03:00	498.9	
09/28/2012 04:00	682.4	
09/28/2012 05:00	972.2	
09/28/2012 06:00	1179.8	
09/28/2012 07:00	996.8	
09/28/2012 08:00	951	
09/28/2012 09:00	907.6	
09/28/2012 10:00	932.6	
09/28/2012 11:00	965.7	
09/28/2012 12:00	1039.1	
09/28/2012 13:00	974.7	
09/28/2012 14:00	929.6	
09/28/2012 15:00	884	
09/28/2012 16:00	966.7	
09/28/2012 17:00	1052.9	
09/28/2012 18:00	1055.3	
09/28/2012 19:00	961.1	
09/28/2012 20:00	1272.5	
09/28/2012 21:00	1737.3	
09/28/2012 22:00	1070.6	
09/28/2012 23:00	867.5	359
09/29/2012 00:00	1266.5	858.8
09/29/2012 01:00	1135.7	
09/29/2012 02:00	903.6	
09/29/2012 03:00	793.3	
09/29/2012 04:00	844	
09/29/2012 05:00	895.6	
09/29/2012 06:00	885.6	
09/29/2012 07:00	847	
09/29/2012 08:00	933.8	
09/29/2012 09:00	960.4	
09/29/2012 10:00	958.2	
09/29/2012 11:00	851.8	
09/29/2012 12:00	860.9	
09/29/2012 13:00	895.2	
09/29/2012 14:00	987.5	
09/29/2012 15:00	885.9	
09/29/2012 16:00	876	
09/29/2012 17:00	821.8	
09/29/2012 18:00	700.1	
09/29/2012 19:00	644.1	
09/29/2012 20:00	830.3	
09/29/2012 21:00	787.1	
09/29/2012 22:00	828.1	
09/29/2012 23:00	849.6	360
		871.9

	Units 1&2 Combined		
Time	(Part 60 Data)	Day Count	
09/30/2012 00:00	873.8		
09/30/2012 01:00	863.5		
09/30/2012 02:00	869.3		
09/30/2012 03:00	903.6		
09/30/2012 04:00	909.7		
09/30/2012 05:00	901.7		
09/30/2012 06:00	906.8		
09/30/2012 07:00	918		
09/30/2012 08:00	892.1		
09/30/2012 09:00	886.4		
09/30/2012 10:00	927.8		
09/30/2012 11:00	969.2		
09/30/2012 12:00	870.9		
09/30/2012 13:00	867.4		
09/30/2012 14:00	923.7		
09/30/2012 15:00	965.4		
09/30/2012 16:00	997.3		
09/30/2012 17:00	940.9		
09/30/2012 18:00	939.5		
09/30/2012 19:00	896.7		
09/30/2012 20:00	922.1		
09/30/2012 21:00	882		
09/30/2012 22:00	1013		
09/30/2012 23:00	987	361	882.5
10/01/2012 00:00	882.9		
10/01/2012 01:00	887.8		
10/01/2012 02:00	892.1		
10/01/2012 03:00	1049.2		
10/01/2012 04:00	1098.3		
10/01/2012 05:00	1117.2		
10/01/2012 06:00	1240.9		
10/01/2012 07:00	1207.1		
10/01/2012 08:00	1455.9		
10/01/2012 09:00	1509.6		
10/01/2012 10:00	1451.6		
10/01/2012 11:00	1791.5		
10/01/2012 12:00	3182.3		
10/01/2012 13:00	2415.5		
10/01/2012 14:00	2218.5		
10/01/2012 15:00	2713.7		
10/01/2012 16:00	1336.2		
10/01/2012 17:00	1339		
10/01/2012 18:00	998.3		
10/01/2012 19:00	610.2		
10/01/2012 20:00	403.6		

Time	Units 1&2 Combined	
	(Part 60 Data)	Day Count
10/01/2012 21:00	345.3	
10/01/2012 22:00	311.4	
10/01/2012 23:00	280.5	362
10/02/2012 00:00	285.3	903.7
10/02/2012 01:00	328.5	
10/02/2012 02:00	289.7	
10/02/2012 03:00	266.7	
10/02/2012 04:00	229.5	
10/02/2012 05:00	109.5	
10/02/2012 06:00	102.8	
10/02/2012 07:00	105.1	
10/02/2012 08:00	127.7	
10/02/2012 09:00	144.9	
10/02/2012 10:00	135.9	
10/02/2012 11:00	56	
10/02/2012 12:00	12.7	
10/02/2012 13:00	23.9	
10/02/2012 14:00	166.4	
10/02/2012 15:00	173.7	
10/02/2012 16:00	240.7	
10/02/2012 17:00	271.5	
10/02/2012 18:00	232.4	
10/02/2012 19:00	377.2	
10/02/2012 20:00	293.2	
10/02/2012 21:00	345.7	
10/02/2012 22:00	418.8	
10/02/2012 23:00	327	363
10/03/2012 00:00	236.3	888.0
10/03/2012 01:00	390	
10/03/2012 02:00	310.4	
10/03/2012 03:00	298.7	
10/03/2012 04:00	368.9	
10/03/2012 05:00	410	
10/03/2012 06:00	358.8	
10/03/2012 07:00	432.7	
10/03/2012 08:00	471	
10/03/2012 09:00	406.3	
10/03/2012 10:00	447.6	
10/03/2012 11:00	537	
10/03/2012 12:00	498.2	
10/03/2012 13:00	401.6	
10/03/2012 14:00	512.8	
10/03/2012 15:00	390.4	
10/03/2012 16:00	418.5	
10/03/2012 17:00	445.3	

	Units 1&2 Combined		
Time	(Part 60 Data)	Day Count	
10/03/2012 18:00	356.4		
10/03/2012 19:00	505		
10/03/2012 20:00	405.7		
10/03/2012 21:00	404.6		
10/03/2012 22:00	322.6		
10/03/2012 23:00	361	364	873.5
10/04/2012 00:00	389.8		
10/04/2012 01:00	352.5		
10/04/2012 02:00	335.8		
10/04/2012 03:00	276.2		
10/04/2012 04:00	428.1		
10/04/2012 05:00	438.4		
10/04/2012 06:00	485.9		
10/04/2012 07:00	454.6		
10/04/2012 08:00	380.7		
10/04/2012 09:00	131.8		
10/04/2012 10:00	226.3		
10/04/2012 11:00	357.3		
10/04/2012 12:00	453.2		
10/04/2012 13:00	471.9		
10/04/2012 14:00	492.8		
10/04/2012 15:00	381.6		
10/04/2012 16:00	516.4		
10/04/2012 17:00	456		
10/04/2012 18:00	411.6		
10/04/2012 19:00	498.6		
10/04/2012 20:00	523		
10/04/2012 21:00	463.4		
10/04/2012 22:00	318.2		
10/04/2012 23:00	315.7	365	850.6
10/05/2012 00:00	418		
10/05/2012 01:00	403.8		
10/05/2012 02:00	321.3		
10/05/2012 03:00	371.4		
10/05/2012 04:00	433.8		
10/05/2012 05:00	524.5		
10/05/2012 06:00	543.8		
10/05/2012 07:00	519.3		
10/05/2012 08:00	478.8		
10/05/2012 09:00	501		
10/05/2012 10:00	579.7		
10/05/2012 11:00	512.2		
10/05/2012 12:00	492.4		
10/05/2012 13:00	569.9		
10/05/2012 14:00	549.5		

	Units 1&2 Combined		
Time	(Part 60 Data)	Day Count	
10/05/2012 15:00	542.7		
10/05/2012 16:00	552.6		
10/05/2012 17:00	468.8		
10/05/2012 18:00	364.5		
10/05/2012 19:00	268.6		
10/05/2012 20:00	225.8		
10/05/2012 21:00	316.9		
10/05/2012 22:00	172.3		
10/05/2012 23:00	90.1	366	849.8
10/06/2012 00:00	53.7		
10/06/2012 01:00	6.6		
10/06/2012 02:00	0		
10/06/2012 03:00	0		
10/06/2012 04:00	0		
10/06/2012 05:00	0		
10/06/2012 06:00	0		
10/06/2012 07:00	0		
10/06/2012 08:00	0		
10/06/2012 09:00	0		
10/06/2012 10:00	0		
10/06/2012 11:00	0		
10/06/2012 12:00	0		
10/06/2012 13:00	0		
10/06/2012 14:00	0		
10/06/2012 15:00	0		
10/06/2012 16:00	0		
10/06/2012 17:00	0		
10/06/2012 18:00	1.8		
10/06/2012 19:00	56.4		
10/06/2012 20:00	29.1		
10/06/2012 21:00	0		
10/06/2012 22:00	0		
10/06/2012 23:00	0	367	807.8
10/07/2012 00:00	0		
10/07/2012 01:00	0		
10/07/2012 02:00	0		
10/07/2012 03:00	0		
10/07/2012 04:00	0		
10/07/2012 05:00	0		
10/07/2012 06:00	0		
10/07/2012 07:00	0		
10/07/2012 08:00	0		
10/07/2012 09:00	0		
10/07/2012 10:00	0		
10/07/2012 11:00	0		

Time	Units 1&2 Combined	
	(Part 60 Data)	Day Count
10/07/2012 12:00	0	
10/07/2012 13:00	0	
10/07/2012 14:00	0	
10/07/2012 15:00	4.2	
10/07/2012 16:00	0.8	
10/07/2012 17:00	9.4	
10/07/2012 18:00	0.9	
10/07/2012 19:00	0.9	
10/07/2012 20:00	0	
10/07/2012 21:00	0	
10/07/2012 22:00	0.9	
10/07/2012 23:00	3.5	368 791.7
10/08/2012 00:00	12.4	
10/08/2012 01:00	14.2	
10/08/2012 02:00	14.4	
10/08/2012 03:00	29.4	
10/08/2012 04:00	17.5	
10/08/2012 05:00	24.8	
10/08/2012 06:00	41.8	
10/08/2012 07:00	29.7	
10/08/2012 08:00	53	
10/08/2012 09:00	138.9	
10/08/2012 10:00	125.8	
10/08/2012 11:00	53.3	
10/08/2012 12:00	42.1	
10/08/2012 13:00	36.5	
10/08/2012 14:00	32.8	
10/08/2012 15:00	32.8	
10/08/2012 16:00	35.4	
10/08/2012 17:00	54.7	
10/08/2012 18:00	71.8	
10/08/2012 19:00	60.9	
10/08/2012 20:00	51	
10/08/2012 21:00	52.4	
10/08/2012 22:00	25.6	
10/08/2012 23:00	19	369 758.6
10/09/2012 00:00	3.1	
10/09/2012 01:00	3.1	
10/09/2012 02:00	10.9	
10/09/2012 03:00	32	
10/09/2012 04:00	11.4	
10/09/2012 05:00	19.2	
10/09/2012 06:00	43.8	
10/09/2012 07:00	39.5	
10/09/2012 08:00	39.8	

Time	Units 1&2 Combined	
	(Part 60 Data)	Day Count
10/09/2012 09:00	68.7	
10/09/2012 10:00	74.2	
10/09/2012 11:00	60	
10/09/2012 12:00	50.6	
10/09/2012 13:00	63.9	
10/09/2012 14:00	29.1	
10/09/2012 15:00	23.5	
10/09/2012 16:00	17.7	
10/09/2012 17:00	30.3	
10/09/2012 18:00	148.6	
10/09/2012 19:00	376.2	
10/09/2012 20:00	444.4	
10/09/2012 21:00	775.9	
10/09/2012 22:00	777.5	
10/09/2012 23:00	786.8	370
10/10/2012 00:00	756.1	733.3
10/10/2012 01:00	785.8	
10/10/2012 02:00	660.5	
10/10/2012 03:00	650.1	
10/10/2012 04:00	874.6	
10/10/2012 05:00	995.2	
10/10/2012 06:00	1231.1	
10/10/2012 07:00	1426.2	
10/10/2012 08:00	1125.4	
10/10/2012 09:00	953.3	
10/10/2012 10:00	951.7	
10/10/2012 11:00	1093	
10/10/2012 12:00	1190.3	
10/10/2012 13:00	1288.7	
10/10/2012 14:00	1331.6	
10/10/2012 15:00	1326.5	
10/10/2012 16:00	1303	
10/10/2012 17:00	1519.4	
10/10/2012 18:00	1497.9	
10/10/2012 19:00	1689.7	
10/10/2012 20:00	2067	
10/10/2012 21:00	1255.8	
10/10/2012 22:00	828.7	
10/10/2012 23:00	723.1	371
10/11/2012 00:00	1367.8	732.0
10/11/2012 01:00	1568.3	
10/11/2012 02:00	1209	
10/11/2012 03:00	977.3	
10/11/2012 04:00	991.7	
10/11/2012 05:00	1526.4	

Time	Units 1&2 Combined	
	(Part 60 Data)	Day Count
10/11/2012 06:00	1386.6	
10/11/2012 07:00	1111	
10/11/2012 08:00	912	
10/11/2012 09:00	1001.1	
10/11/2012 10:00	1058.7	
10/11/2012 11:00	1076.9	
10/11/2012 12:00	1123.7	
10/11/2012 13:00	1010.1	
10/11/2012 14:00	704.2	
10/11/2012 15:00	988.9	
10/11/2012 16:00	1341.6	
10/11/2012 17:00	1281.5	
10/11/2012 18:00	1159.5	
10/11/2012 19:00	1168.7	
10/11/2012 20:00	982.5	
10/11/2012 21:00	845.8	
10/11/2012 22:00	955.7	
10/11/2012 23:00	902.1	372
10/12/2012 00:00	896	703.2
10/12/2012 01:00	996.5	
10/12/2012 02:00	793.1	
10/12/2012 03:00	769.8	
10/12/2012 04:00	1332.8	
10/12/2012 05:00	2213.5	
10/12/2012 06:00	2032.4	
10/12/2012 07:00	2053.4	
10/12/2012 08:00	1951.7	
10/12/2012 09:00	1855.7	
10/12/2012 10:00	1600.7	
10/12/2012 11:00	1675.6	
10/12/2012 12:00	1729.2	
10/12/2012 13:00	1786.2	
10/12/2012 14:00	1747.3	
10/12/2012 15:00	1789.6	
10/12/2012 16:00	1319	
10/12/2012 17:00	1040.4	
10/12/2012 18:00	990.4	
10/12/2012 19:00	1367.2	
10/12/2012 20:00	1443.2	
10/12/2012 21:00	1217.1	
10/12/2012 22:00	1334	
10/12/2012 23:00	1176.5	373
10/13/2012 00:00	971.4	723.4
10/13/2012 01:00	756.2	
10/13/2012 02:00	636	

	Units 1&2 Combined	
Time	(Part 60 Data)	Day Count
10/13/2012 03:00	537	
10/13/2012 04:00	664.4	
10/13/2012 05:00	713.8	
10/13/2012 06:00	693.9	
10/13/2012 07:00	759.1	
10/13/2012 08:00	1041	
10/13/2012 09:00	1102	
10/13/2012 10:00	731.7	
10/13/2012 11:00	450.2	
10/13/2012 12:00	404.1	
10/13/2012 13:00	764.4	
10/13/2012 14:00	597	
10/13/2012 15:00	541.2	
10/13/2012 16:00	761.7	
10/13/2012 17:00	1091.4	
10/13/2012 18:00	1080.7	
10/13/2012 19:00	537.6	
10/13/2012 20:00	399.6	
10/13/2012 21:00	450.4	
10/13/2012 22:00	524.1	
10/13/2012 23:00	331.8	374
10/14/2012 00:00	462.6	714.7
10/14/2012 01:00	326.6	
10/14/2012 02:00	306	
10/14/2012 03:00	399.7	
10/14/2012 04:00	399.7	
10/14/2012 05:00	423.1	
10/14/2012 06:00	581	
10/14/2012 07:00	369.2	
10/14/2012 08:00	634.1	
10/14/2012 09:00	850.7	
10/14/2012 10:00	796.8	
10/14/2012 11:00	693.6	
10/14/2012 12:00	575.9	
10/14/2012 13:00	478.9	
10/14/2012 14:00	368.7	
10/14/2012 15:00	476.9	
10/14/2012 16:00	593.6	
10/14/2012 17:00	634.8	
10/14/2012 18:00	738.5	
10/14/2012 19:00	514.9	
10/14/2012 20:00	454.1	
10/14/2012 21:00	357.6	
10/14/2012 22:00	360.4	
10/14/2012 23:00	410.6	375
		701.3

	Units 1&2 Combined	
Time	(Part 60 Data)	Day Count
10/15/2012 00:00	365.2	
10/15/2012 01:00	331.1	
10/15/2012 02:00	319.7	
10/15/2012 03:00	323	
10/15/2012 04:00	426.5	
10/15/2012 05:00	605	
10/15/2012 06:00	476.1	
10/15/2012 07:00	497.3	
10/15/2012 08:00	626.2	
10/15/2012 09:00	557.6	
10/15/2012 10:00	473.9	
10/15/2012 11:00	446.3	
10/15/2012 12:00	378	
10/15/2012 13:00	565.4	
10/15/2012 14:00	448.5	
10/15/2012 15:00	576.8	
10/15/2012 16:00	447.7	
10/15/2012 17:00	439.9	
10/15/2012 18:00	526.9	
10/15/2012 19:00	495.6	
10/15/2012 20:00	506.3	
10/15/2012 21:00	476.3	
10/15/2012 22:00	432.5	
10/15/2012 23:00	542.6	376 689.7
10/16/2012 00:00	560.8	
10/16/2012 01:00	465.9	
10/16/2012 02:00	511.4	
10/16/2012 03:00	571.6	
10/16/2012 04:00	576.1	
10/16/2012 05:00	614.6	
10/16/2012 06:00	654.9	
10/16/2012 07:00	503	
10/16/2012 08:00	640.5	
10/16/2012 09:00	600.3	
10/16/2012 10:00	616.7	
10/16/2012 11:00	644.3	
10/16/2012 12:00	631.4	
10/16/2012 13:00	575.9	
10/16/2012 14:00	624.7	
10/16/2012 15:00	639.2	
10/16/2012 16:00	676	
10/16/2012 17:00	751.9	
10/16/2012 18:00	887.7	
10/16/2012 19:00	1456.6	
10/16/2012 20:00	1545.4	

Time	Units 1&2 Combined	
	(Part 60 Data)	Day Count
10/16/2012 21:00	1118.5	
10/16/2012 22:00	918.4	
10/16/2012 23:00	791.8	377
10/17/2012 00:00	671.3	691.8
10/17/2012 01:00	1069.7	
10/17/2012 02:00	1198.6	
10/17/2012 03:00	1291.1	
10/17/2012 04:00	1530.3	
10/17/2012 05:00	1970.7	
10/17/2012 06:00	1727.9	
10/17/2012 07:00	1346.1	
10/17/2012 08:00	1329.4	
10/17/2012 09:00	1580.5	
10/17/2012 10:00	1378.5	
10/17/2012 11:00	1393.5	
10/17/2012 12:00	1421.4	
10/17/2012 13:00	2062.5	
10/17/2012 14:00	1276.2	
10/17/2012 15:00	1338.7	
10/17/2012 16:00	1353.6	
10/17/2012 17:00	1266	
10/17/2012 18:00	1433.2	
10/17/2012 19:00	1360.4	
10/17/2012 20:00	1226.2	
10/17/2012 21:00	846.4	
10/17/2012 22:00	855.4	
10/17/2012 23:00	938.5	378
10/18/2012 00:00	836.3	705.2
10/18/2012 01:00	848.4	
10/18/2012 02:00	861	
10/18/2012 03:00	999.5	
10/18/2012 04:00	1227.5	
10/18/2012 05:00	1574.5	
10/18/2012 06:00	1457.2	
10/18/2012 07:00	1274.9	
10/18/2012 08:00	965	
10/18/2012 09:00	1129.7	
10/18/2012 10:00	1639.5	
10/18/2012 11:00	1631.1	
10/18/2012 12:00	1589.7	
10/18/2012 13:00	1174	
10/18/2012 14:00	896	
10/18/2012 15:00	995.4	
10/18/2012 16:00	986.1	
10/18/2012 17:00	1042	

Time	Units 1&2 Combined	
	(Part 60 Data)	Day Count
10/18/2012 18:00	1122.1	
10/18/2012 19:00	736.1	
10/18/2012 20:00	766.3	
10/18/2012 21:00	1067.1	
10/18/2012 22:00	958.1	
10/18/2012 23:00	917.1	379
10/19/2012 00:00	980.7	718.7
10/19/2012 01:00	889.1	
10/19/2012 02:00	975	
10/19/2012 03:00	1006	
10/19/2012 04:00	1039	
10/19/2012 05:00	1167.8	
10/19/2012 06:00	1232.9	
10/19/2012 07:00	1108.4	
10/19/2012 08:00	1280.4	
10/19/2012 09:00	1272.5	
10/19/2012 10:00	1245.6	
10/19/2012 11:00	1177.1	
10/19/2012 12:00	1163	
10/19/2012 13:00	1059.7	
10/19/2012 14:00	956.5	
10/19/2012 15:00	1267	
10/19/2012 16:00	1282.5	
10/19/2012 17:00	1101.4	
10/19/2012 18:00	1075.7	
10/19/2012 19:00	1125.7	
10/19/2012 20:00	1190.8	
10/19/2012 21:00	930.1	
10/19/2012 22:00	1069.7	
10/19/2012 23:00	975.2	380
10/20/2012 00:00	982.2	730.7
10/20/2012 01:00	1128.9	
10/20/2012 02:00	923.8	
10/20/2012 03:00	881.8	
10/20/2012 04:00	1015.6	
10/20/2012 05:00	1030.7	
10/20/2012 06:00	913.1	
10/20/2012 07:00	1100.8	
10/20/2012 08:00	1131.3	
10/20/2012 09:00	1061	
10/20/2012 10:00	912.7	
10/20/2012 11:00	1057.5	
10/20/2012 12:00	1064.5	
10/20/2012 13:00	988.3	
10/20/2012 14:00	1015.1	

Time	Units 1&2 Combined	
	(Part 60 Data)	Day Count
10/20/2012 15:00	1110.6	
10/20/2012 16:00	957.4	
10/20/2012 17:00	1051.2	
10/20/2012 18:00	1267.3	
10/20/2012 19:00	1012.1	
10/20/2012 20:00	995.9	
10/20/2012 21:00	915.4	
10/20/2012 22:00	794.2	
10/20/2012 23:00	647.4	381
10/21/2012 00:00	877.6	735.2
10/21/2012 01:00	834.9	
10/21/2012 02:00	699.4	
10/21/2012 03:00	702.3	
10/21/2012 04:00	793.1	
10/21/2012 05:00	741.6	
10/21/2012 06:00	801.6	
10/21/2012 07:00	847.7	
10/21/2012 08:00	1013.6	
10/21/2012 09:00	819.9	
10/21/2012 10:00	907.7	
10/21/2012 11:00	857.1	
10/21/2012 12:00	850.5	
10/21/2012 13:00	713.4	
10/21/2012 14:00	784	
10/21/2012 15:00	877.3	
10/21/2012 16:00	850.9	
10/21/2012 17:00	1082.4	
10/21/2012 18:00	1433.6	
10/21/2012 19:00	1075.7	
10/21/2012 20:00	893.6	
10/21/2012 21:00	662.2	
10/21/2012 22:00	624.5	
10/21/2012 23:00	697.8	382
10/22/2012 00:00	527.7	732.8
10/22/2012 01:00	554	
10/22/2012 02:00	555.6	
10/22/2012 03:00	604.4	
10/22/2012 04:00	846.5	
10/22/2012 05:00	990.9	
10/22/2012 06:00	1255	
10/22/2012 07:00	1211.4	
10/22/2012 08:00	779.3	
10/22/2012 09:00	638.6	
10/22/2012 10:00	637.3	
10/22/2012 11:00	678.8	

Time	Units 1&2 Combined	
	(Part 60 Data)	Day Count
10/22/2012 12:00	697.2	
10/22/2012 13:00	715.3	
10/22/2012 14:00	731.5	
10/22/2012 15:00	630	
10/22/2012 16:00	635.9	
10/22/2012 17:00	602.7	
10/22/2012 18:00	734.6	
10/22/2012 19:00	791	
10/22/2012 20:00	531.4	
10/22/2012 21:00	398.2	
10/22/2012 22:00	329.8	
10/22/2012 23:00	395.2	383
10/23/2012 00:00	301.4	738.7
10/23/2012 01:00	367.8	
10/23/2012 02:00	338.1	
10/23/2012 03:00	351.6	
10/23/2012 04:00	531.7	
10/23/2012 05:00	558.5	
10/23/2012 06:00	811.7	
10/23/2012 07:00	691.5	
10/23/2012 08:00	462.9	
10/23/2012 09:00	555.2	
10/23/2012 10:00	767.7	
10/23/2012 11:00	821.1	
10/23/2012 12:00	764	
10/23/2012 13:00	810.7	
10/23/2012 14:00	721.6	
10/23/2012 15:00	730.9	
10/23/2012 16:00	676.8	
10/23/2012 17:00	788.8	
10/23/2012 18:00	940	
10/23/2012 19:00	780.3	
10/23/2012 20:00	745.4	
10/23/2012 21:00	813.1	
10/23/2012 22:00	922.8	
10/23/2012 23:00	1679	384
10/24/2012 00:00	969.2	750.1
10/24/2012 01:00	923.4	
10/24/2012 02:00	643.9	
10/24/2012 03:00	780	
10/24/2012 04:00	1117	
10/24/2012 05:00	1144.2	
10/24/2012 06:00	1576	
10/24/2012 07:00	1864.7	
10/24/2012 08:00	1472	

Time	Units 1&2 Combined	
	(Part 60 Data)	Day Count
10/24/2012 09:00	1691.5	
10/24/2012 10:00	1674.8	
10/24/2012 11:00	1610.4	
10/24/2012 12:00	1546.9	
10/24/2012 13:00	1469.7	
10/24/2012 14:00	1393.3	
10/24/2012 15:00	1342.1	
10/24/2012 16:00	1534.3	
10/24/2012 17:00	1528.4	
10/24/2012 18:00	1449.2	
10/24/2012 19:00	1372.8	
10/24/2012 20:00	1221.7	
10/24/2012 21:00	1013.1	
10/24/2012 22:00	968.4	
10/24/2012 23:00	764.9	385 777.7
10/25/2012 00:00	1016.2	
10/25/2012 01:00	1373	
10/25/2012 02:00	747.5	
10/25/2012 03:00	1251.9	
10/25/2012 04:00	1434.2	
10/25/2012 05:00	1345.4	
10/25/2012 06:00	1253.4	
10/25/2012 07:00	1229.7	
10/25/2012 08:00	1266.9	
10/25/2012 09:00	1301.6	
10/25/2012 10:00	1420.5	
10/25/2012 11:00	1574.1	
10/25/2012 12:00	1466.2	
10/25/2012 13:00	1412.6	
10/25/2012 14:00	1378.3	
10/25/2012 15:00	1396.6	
10/25/2012 16:00	1452.1	
10/25/2012 17:00	1482.3	
10/25/2012 18:00	1535.8	
10/25/2012 19:00	1378.1	
10/25/2012 20:00	1250.4	
10/25/2012 21:00	924.4	
10/25/2012 22:00	737	
10/25/2012 23:00	875.1	386 800.3
10/26/2012 00:00	1170.8	
10/26/2012 01:00	1153.2	
10/26/2012 02:00	1032.7	
10/26/2012 03:00	1218.5	
10/26/2012 04:00	1302.3	
10/26/2012 05:00	1325.7	

	Units 1&2 Combined	
Time	(Part 60 Data)	Day Count
10/26/2012 06:00	1686.8	
10/26/2012 07:00	1473.7	
10/26/2012 08:00	1414.1	
10/26/2012 09:00	1996.3	
10/26/2012 10:00	2027.8	
10/26/2012 11:00	1796.3	
10/26/2012 12:00	1668.1	
10/26/2012 13:00	1939.5	
10/26/2012 14:00	2559.5	
10/26/2012 15:00	2328.3	
10/26/2012 16:00	2329.8	
10/26/2012 17:00	2370.8	
10/26/2012 18:00	2722	
10/26/2012 19:00	2006.6	
10/26/2012 20:00	1875.2	
10/26/2012 21:00	1563.5	
10/26/2012 22:00	1469.2	
10/26/2012 23:00	1226.4	387 833.2
10/27/2012 00:00	1869.4	
10/27/2012 01:00	1483.7	
10/27/2012 02:00	1408.4	
10/27/2012 03:00	1367.7	
10/27/2012 04:00	1363.1	
10/27/2012 05:00	1374.3	
10/27/2012 06:00	1658.7	
10/27/2012 07:00	1794.7	
10/27/2012 08:00	1914.2	
10/27/2012 09:00	1784.6	
10/27/2012 10:00	1699.8	
10/27/2012 11:00	1481.5	
10/27/2012 12:00	1772.2	
10/27/2012 13:00	1648.7	
10/27/2012 14:00	1700.5	
10/27/2012 15:00	1618.4	
10/27/2012 16:00	1662.5	
10/27/2012 17:00	1921.7	
10/27/2012 18:00	2215.8	
10/27/2012 19:00	2275.4	
10/27/2012 20:00	1952	
10/27/2012 21:00	1305.7	
10/27/2012 22:00	1117.4	
10/27/2012 23:00	1127.1	388 861.4
10/28/2012 00:00	1145.8	
10/28/2012 01:00	1134.9	
10/28/2012 02:00	1095.6	

	Units 1&2 Combined	
Time	(Part 60 Data)	Day Count
10/28/2012 03:00	1189.2	
10/28/2012 04:00	1240.2	
10/28/2012 05:00	1322.9	
10/28/2012 06:00	1215	
10/28/2012 07:00	1593.8	
10/28/2012 08:00	1594	
10/28/2012 09:00	2337.7	
10/28/2012 10:00	3190.9	
10/28/2012 11:00	2600.8	
10/28/2012 12:00	3037.7	
10/28/2012 13:00	1944.8	
10/28/2012 14:00	1748.6	
10/28/2012 15:00	1694.6	
10/28/2012 16:00	1864.3	
10/28/2012 17:00	2064	
10/28/2012 18:00	1959.7	
10/28/2012 19:00	1940.9	
10/28/2012 20:00	1921.6	
10/28/2012 21:00	1883	
10/28/2012 22:00	1836.9	
10/28/2012 23:00	1443.2	389
10/29/2012 00:00	1688.7	890.8
10/29/2012 01:00	1682.2	
10/29/2012 02:00	1612.9	
10/29/2012 03:00	1554.5	
10/29/2012 04:00	1673.8	
10/29/2012 05:00	1879.3	
10/29/2012 06:00	2029.9	
10/29/2012 07:00	2067.6	
10/29/2012 08:00	1928.9	
10/29/2012 09:00	1912.9	
10/29/2012 10:00	1993.5	
10/29/2012 11:00	1958.9	
10/29/2012 12:00	1993.1	
10/29/2012 13:00	1827.7	
10/29/2012 14:00	1813	
10/29/2012 15:00	2068.5	
10/29/2012 16:00	1903.8	
10/29/2012 17:00	1926.9	
10/29/2012 18:00	1866	
10/29/2012 19:00	1777.9	
10/29/2012 20:00	1505.6	
10/29/2012 21:00	1424.8	
10/29/2012 22:00	1590.8	
10/29/2012 23:00	1522.9	390

	Units 1&2 Combined	
Time	(Part 60 Data)	Day Count
10/30/2012 00:00	1604.7	
10/30/2012 01:00	1577.7	
10/30/2012 02:00	1395.1	
10/30/2012 03:00	1818.9	
10/30/2012 04:00	1585.4	
10/30/2012 05:00	2084.3	
10/30/2012 06:00	1851.1	
10/30/2012 07:00	853.7	
10/30/2012 08:00	814.4	
10/30/2012 09:00	1630.2	
10/30/2012 10:00	1911.8	
10/30/2012 11:00	1789.6	
10/30/2012 12:00	1470	
10/30/2012 13:00	2070.9	
10/30/2012 14:00	1776.7	
10/30/2012 15:00	1710	
10/30/2012 16:00	1855	
10/30/2012 17:00	1912	
10/30/2012 18:00	1785.7	
10/30/2012 19:00	1717.6	
10/30/2012 20:00	1555.3	
10/30/2012 21:00	2057.8	
10/30/2012 22:00	1702.2	
10/30/2012 23:00	1790.9	391 949.6
10/31/2012 00:00	1761.9	
10/31/2012 01:00	1428.4	
10/31/2012 02:00	1615	
10/31/2012 03:00	1777.1	
10/31/2012 04:00	1831.2	
10/31/2012 05:00	1826.1	
10/31/2012 06:00	2104.4	
10/31/2012 07:00	1869	
10/31/2012 08:00	1837.3	
10/31/2012 09:00	1810.6	
10/31/2012 10:00	2884.3	
10/31/2012 11:00	6017.8	
10/31/2012 12:00	5913.6	
10/31/2012 13:00	6026	
10/31/2012 14:00	5779.3	
10/31/2012 15:00	5638.4	
10/31/2012 16:00	5033.9	
10/31/2012 17:00	4805.4	
10/31/2012 18:00	1764	
10/31/2012 19:00	1253.8	
10/31/2012 20:00	1320.3	

Time	Units 1&2 Combined	
	(Part 60 Data)	Day Count
10/31/2012 21:00	1151	
10/31/2012 22:00	1300.1	
10/31/2012 23:00	1249.5	392 1004.1
11/01/2012 00:00	1066.5	
11/01/2012 01:00	1074.8	
11/01/2012 02:00	902	
11/01/2012 03:00	976.8	
11/01/2012 04:00	973	
11/01/2012 05:00	1123.7	
11/01/2012 06:00	1371.6	
11/01/2012 07:00	1470.6	
11/01/2012 08:00	1809.3	
11/01/2012 09:00	1858.8	
11/01/2012 10:00	1786.1	
11/01/2012 11:00	2242.2	
11/01/2012 12:00	1749.7	
11/01/2012 13:00	1660.3	
11/01/2012 14:00	1666.6	
11/01/2012 15:00	1808.9	
11/01/2012 16:00	1790	
11/01/2012 17:00	1922.6	
11/01/2012 18:00	1965.7	
11/01/2012 19:00	1928.6	
11/01/2012 20:00	1493.3	
11/01/2012 21:00	1411.3	
11/01/2012 22:00	1130.9	
11/01/2012 23:00	1322.6	393 1050.1
11/02/2012 00:00	1283.7	
11/02/2012 01:00	1125.8	
11/02/2012 02:00	1309.8	
11/02/2012 03:00	3021.2	
11/02/2012 04:00	3406.6	
11/02/2012 05:00	3084.9	
11/02/2012 06:00	3514.7	
11/02/2012 07:00	3534.9	
11/02/2012 08:00	2181.1	
11/02/2012 09:00	1167.1	
11/02/2012 10:00	1569.2	
11/02/2012 11:00	1564.2	
11/02/2012 12:00	1199.4	
11/02/2012 13:00	1365.8	
11/02/2012 14:00	1274.6	
11/02/2012 15:00	1409.5	
11/02/2012 16:00	1277	
11/02/2012 17:00	1604.5	

Time	Units 1&2 Combined	
	(Part 60 Data)	Day Count
11/02/2012 18:00	1298.6	
11/02/2012 19:00	1308.2	
11/02/2012 20:00	1798.7	
11/02/2012 21:00	1544	
11/02/2012 22:00	1620.3	
11/02/2012 23:00	1463.3	394 1100.1
11/03/2012 00:00	1601	
11/03/2012 01:00	1495.8	
11/03/2012 02:00	1652.1	
11/03/2012 03:00	1634.9	
11/03/2012 04:00	2100.4	
11/03/2012 05:00	2055.1	
11/03/2012 06:00	2146.8	
11/03/2012 07:00	2118.2	
11/03/2012 08:00	1936.5	
11/03/2012 09:00	1773.1	
11/03/2012 10:00	1679.3	
11/03/2012 11:00	1469.5	
11/03/2012 12:00	1748.5	
11/03/2012 13:00	1995.6	
11/03/2012 14:00	1656.4	
11/03/2012 15:00	1767.4	
11/03/2012 16:00	1988.6	
11/03/2012 17:00	2219.1	
11/03/2012 18:00	2037.2	
11/03/2012 19:00	1823.1	
11/03/2012 20:00	1564.1	
11/03/2012 21:00	1506.8	
11/03/2012 22:00	1444.4	
11/03/2012 23:00	1513.9	395 1148.9
11/04/2012 00:00	1742.9	
11/04/2012 01:00	1418.6	
11/04/2012 02:00	1442.7	
11/04/2012 03:00	1404.6	
11/04/2012 04:00	1456.7	
11/04/2012 05:00	1497.1	
11/04/2012 06:00	1288.4	
11/04/2012 07:00	1594.6	
11/04/2012 08:00	1793.7	
11/04/2012 09:00	1539.1	
11/04/2012 10:00	1127.1	
11/04/2012 11:00	937.9	
11/04/2012 12:00	1056.7	
11/04/2012 13:00	1206.5	
11/04/2012 14:00	1348.9	

Time	Units 1&2 Combined	
	(Part 60 Data)	Day Count
11/04/2012 15:00	1199.6	
11/04/2012 16:00	1582.7	
11/04/2012 17:00	1720.9	
11/04/2012 18:00	1271	
11/04/2012 19:00	1186.3	
11/04/2012 20:00	1188.8	
11/04/2012 21:00	1173	
11/04/2012 22:00	725.8	
11/04/2012 23:00	863	396
11/05/2012 00:00	850.5	1180.4
11/05/2012 01:00	505.6	
11/05/2012 02:00	605.3	
11/05/2012 03:00	864.4	
11/05/2012 04:00	748.3	
11/05/2012 05:00	778.2	
11/05/2012 06:00	934.2	
11/05/2012 07:00	844.4	
11/05/2012 08:00	1638.1	
11/05/2012 09:00	788.8	
11/05/2012 10:00	848.3	
11/05/2012 11:00	928.8	
11/05/2012 12:00	874.2	
11/05/2012 13:00	804.6	
11/05/2012 14:00	732.8	
11/05/2012 15:00	1137.5	
11/05/2012 16:00	1105.5	
11/05/2012 17:00	528.1	
11/05/2012 18:00	1424.7	
11/05/2012 19:00	1457.2	
11/05/2012 20:00	1662.3	
11/05/2012 21:00	1658.5	
11/05/2012 22:00	1401.3	
11/05/2012 23:00	1438.9	397
11/06/2012 00:00	1626.2	1183.2
11/06/2012 01:00	891.6	
11/06/2012 02:00	903.4	
11/06/2012 03:00	839.6	
11/06/2012 04:00	863.4	
11/06/2012 05:00	936.6	
11/06/2012 06:00	936.8	
11/06/2012 07:00	839.7	
11/06/2012 08:00	856	
11/06/2012 09:00	962.5	
11/06/2012 10:00	1016.8	
11/06/2012 11:00	806.7	

Time	Units 1&2 Combined	
	(Part 60 Data)	Day Count
11/06/2012 12:00	842.4	
11/06/2012 13:00	953.8	
11/06/2012 14:00	1835	
11/06/2012 15:00	2106.8	
11/06/2012 16:00	1449.3	
11/06/2012 17:00	783.5	
11/06/2012 18:00	1093.2	
11/06/2012 19:00	963	
11/06/2012 20:00	990.3	
11/06/2012 21:00	1512.6	
11/06/2012 22:00	1106.4	
11/06/2012 23:00	799.6	398 1191.3
11/07/2012 00:00	733.1	
11/07/2012 01:00	628.7	
11/07/2012 02:00	844.2	
11/07/2012 03:00	791.4	
11/07/2012 04:00	913.7	
11/07/2012 05:00	917.9	
11/07/2012 06:00	970.6	
11/07/2012 07:00	973.6	
11/07/2012 08:00	907.5	
11/07/2012 09:00	920	
11/07/2012 10:00	943.8	
11/07/2012 11:00	956.6	
11/07/2012 12:00	995.7	
11/07/2012 13:00	1019.5	
11/07/2012 14:00	1019	
11/07/2012 15:00	1005.2	
11/07/2012 16:00	918.5	
11/07/2012 17:00	772.9	
11/07/2012 18:00	523.7	
11/07/2012 19:00	517.4	
11/07/2012 20:00	360.7	
11/07/2012 21:00	262.4	
11/07/2012 22:00	225.9	
11/07/2012 23:00	93.5	399 1215.1
11/08/2012 00:00	112.8	
11/08/2012 01:00	201.7	
11/08/2012 02:00	402.4	
11/08/2012 03:00	440.2	
11/08/2012 04:00	570.4	
11/08/2012 05:00	714.9	
11/08/2012 06:00	795.7	
11/08/2012 07:00	807.4	
11/08/2012 08:00	866.9	

Time	Units 1&2 Combined	
	(Part 60 Data)	Day Count
11/08/2012 09:00	971.4	
11/08/2012 10:00	2205.7	
11/08/2012 11:00	1610.6	
11/08/2012 12:00	783.3	
11/08/2012 13:00	1031.2	
11/08/2012 14:00	808.7	
11/08/2012 15:00	686.6	
11/08/2012 16:00	882.1	
11/08/2012 17:00	790.6	
11/08/2012 18:00	1701	
11/08/2012 19:00	1850.9	
11/08/2012 20:00	1973.5	
11/08/2012 21:00	2312.9	
11/08/2012 22:00	1560.1	
11/08/2012 23:00	933.9	400 1244.4
11/09/2012 00:00	1103.9	
11/09/2012 01:00	826.2	
11/09/2012 02:00	709.5	
11/09/2012 03:00	677.2	
11/09/2012 04:00	893.6	
11/09/2012 05:00	1094.2	
11/09/2012 06:00	1186.7	
11/09/2012 07:00	1136.7	
11/09/2012 08:00	952.4	
11/09/2012 09:00	757.7	
11/09/2012 10:00	960.6	
11/09/2012 11:00	649.6	
11/09/2012 12:00	953.3	
11/09/2012 13:00	834.9	
11/09/2012 14:00	845.5	
11/09/2012 15:00	856.8	
11/09/2012 16:00	855.1	
11/09/2012 17:00	1230.8	
11/09/2012 18:00	1051.4	
11/09/2012 19:00	804.3	
11/09/2012 20:00	746.6	
11/09/2012 21:00	718.7	
11/09/2012 22:00	1040.9	
11/09/2012 23:00	932.6	401 1236.4
11/10/2012 00:00	815.5	
11/10/2012 01:00	772.3	
11/10/2012 02:00	1640.3	
11/10/2012 03:00	1677.2	
11/10/2012 04:00	1668.7	
11/10/2012 05:00	1976.6	

Time	Units 1&2 Combined	
	(Part 60 Data)	Day Count
11/10/2012 06:00	1304.6	
11/10/2012 07:00	1711.9	
11/10/2012 08:00	1632.8	
11/10/2012 09:00	1696.2	
11/10/2012 10:00	1678.3	
11/10/2012 11:00	1471.5	
11/10/2012 12:00	1658.3	
11/10/2012 13:00	1473.8	
11/10/2012 14:00	1749.1	
11/10/2012 15:00	1412.3	
11/10/2012 16:00	1576.1	
11/10/2012 17:00	1638.3	
11/10/2012 18:00	1814.7	
11/10/2012 19:00	1362.7	
11/10/2012 20:00	1996.2	
11/10/2012 21:00	1475.6	
11/10/2012 22:00	1476.5	
11/10/2012 23:00	1463.6	402 1251.0
11/11/2012 00:00	1427.4	
11/11/2012 01:00	1290.2	
11/11/2012 02:00	1566.8	
11/11/2012 03:00	1171	
11/11/2012 04:00	1329.1	
11/11/2012 05:00	1147	
11/11/2012 06:00	1286.5	
11/11/2012 07:00	1586	
11/11/2012 08:00	1329.2	
11/11/2012 09:00	1597.3	
11/11/2012 10:00	1446.6	
11/11/2012 11:00	1491.7	
11/11/2012 12:00	1416.4	
11/11/2012 13:00	1572.4	
11/11/2012 14:00	1187.7	
11/11/2012 15:00	1370.3	
11/11/2012 16:00	1299.8	
11/11/2012 17:00	1533.6	
11/11/2012 18:00	1458.4	
11/11/2012 19:00	1417.2	
11/11/2012 20:00	1517.4	
11/11/2012 21:00	1310.1	
11/11/2012 22:00	1141.1	
11/11/2012 23:00	1035.7	403 1248.0
11/12/2012 00:00	880.5	
11/12/2012 01:00	923.4	
11/12/2012 02:00	919	

Time	Units 1&2 Combined	
	(Part 60 Data)	Day Count
11/12/2012 03:00	831.5	
11/12/2012 04:00	744.4	
11/12/2012 05:00	956.6	
11/12/2012 06:00	1443.6	
11/12/2012 07:00	1508.6	
11/12/2012 08:00	1406.8	
11/12/2012 09:00	1442.7	
11/12/2012 10:00	1696	
11/12/2012 11:00	1646.2	
11/12/2012 12:00	1585.6	
11/12/2012 13:00	1356	
11/12/2012 14:00	1268.8	
11/12/2012 15:00	1636.5	
11/12/2012 16:00	1328.1	
11/12/2012 17:00	1352.5	
11/12/2012 18:00	1336.7	
11/12/2012 19:00	1205.6	
11/12/2012 20:00	1292.5	
11/12/2012 21:00	1207.2	
11/12/2012 22:00	1060	
11/12/2012 23:00	1183.5	404 1267.0
11/13/2012 00:00	1144.4	
11/13/2012 01:00	1048.8	
11/13/2012 02:00	1035.2	
11/13/2012 03:00	947.2	
11/13/2012 04:00	1022.7	
11/13/2012 05:00	1086.9	
11/13/2012 06:00	1496.9	
11/13/2012 07:00	1393.2	
11/13/2012 08:00	1979.4	
11/13/2012 09:00	1342.9	
11/13/2012 10:00	1115.9	
11/13/2012 11:00	1066	
11/13/2012 12:00	1304.6	
11/13/2012 13:00	1279.8	
11/13/2012 14:00	1395.1	
11/13/2012 15:00	1175.9	
11/13/2012 16:00	1692.8	
11/13/2012 17:00	1579.2	
11/13/2012 18:00	1683.7	
11/13/2012 19:00	1745.8	
11/13/2012 20:00	1386.2	
11/13/2012 21:00	1202.9	
11/13/2012 22:00	1422.6	
11/13/2012 23:00	1239.4	405 1294.2

Time	Units 1&2 Combined	
	(Part 60 Data)	Day Count
11/14/2012 00:00	1186	
11/14/2012 01:00	917.8	
11/14/2012 02:00	716.9	
11/14/2012 03:00	677.5	
11/14/2012 04:00	677.8	
11/14/2012 05:00	833.6	
11/14/2012 06:00	982.3	
11/14/2012 07:00	831.7	
11/14/2012 08:00	789.3	
11/14/2012 09:00	826.6	
11/14/2012 10:00	857.5	
11/14/2012 11:00	868.6	
11/14/2012 12:00	728.7	
11/14/2012 13:00	787.9	
11/14/2012 14:00	1089.6	
11/14/2012 15:00	1001.3	
11/14/2012 16:00	703	
11/14/2012 17:00	880.2	
11/14/2012 18:00	1044.9	
11/14/2012 19:00	1002.1	
11/14/2012 20:00	909.8	
11/14/2012 21:00	897.9	
11/14/2012 22:00	859.3	
11/14/2012 23:00	833.8	406 1307.5
11/15/2012 00:00	794.7	
11/15/2012 01:00	874.3	
11/15/2012 02:00	825.9	
11/15/2012 03:00	991.3	
11/15/2012 04:00	883.7	
11/15/2012 05:00	1160.2	
11/15/2012 06:00	1220.2	
11/15/2012 07:00	841.9	
11/15/2012 08:00	655.1	
11/15/2012 09:00	402.1	
11/15/2012 10:00	260.2	
11/15/2012 11:00	203.2	
11/15/2012 12:00	117.4	
11/15/2012 13:00	113.9	
11/15/2012 14:00	104.2	
11/15/2012 15:00	166.1	
11/15/2012 16:00	467.8	
11/15/2012 17:00	572.8	
11/15/2012 18:00	742.7	
11/15/2012 19:00	832	
11/15/2012 20:00	819.1	

Time	Units 1&2 Combined	
	(Part 60 Data)	Day Count
11/15/2012 21:00	684.9	
11/15/2012 22:00	590.1	
11/15/2012 23:00	638.7	407
11/16/2012 00:00	826.1	1303.9
11/16/2012 01:00	854.6	
11/16/2012 02:00	776	
11/16/2012 03:00	749.3	
11/16/2012 04:00	720.7	
11/16/2012 05:00	717.1	
11/16/2012 06:00	749.7	
11/16/2012 07:00	836.8	
11/16/2012 08:00	872.9	
11/16/2012 09:00	910.4	
11/16/2012 10:00	906.9	
11/16/2012 11:00	840.1	
11/16/2012 12:00	724.1	
11/16/2012 13:00	692.1	
11/16/2012 14:00	802.4	
11/16/2012 15:00	979.7	
11/16/2012 16:00	962.9	
11/16/2012 17:00	914.5	
11/16/2012 18:00	852.8	
11/16/2012 19:00	799.8	
11/16/2012 20:00	828.9	
11/16/2012 21:00	825.5	
11/16/2012 22:00	896.4	
11/16/2012 23:00	930.9	408
11/17/2012 00:00	780.9	1287.4
11/17/2012 01:00	575	
11/17/2012 02:00	556.8	
11/17/2012 03:00	1054.2	
11/17/2012 04:00	1059.6	
11/17/2012 05:00	924.5	
11/17/2012 06:00	714.2	
11/17/2012 07:00	654.6	
11/17/2012 08:00	737.5	
11/17/2012 09:00	793	
11/17/2012 10:00	740.4	
11/17/2012 11:00	710.2	
11/17/2012 12:00	692.4	
11/17/2012 13:00	690.6	
11/17/2012 14:00	685.7	
11/17/2012 15:00	764.5	
11/17/2012 16:00	812.8	
11/17/2012 17:00	746.8	

Time	Units 1&2 Combined	
	(Part 60 Data)	Day Count
11/17/2012 18:00	729.5	
11/17/2012 19:00	644.4	
11/17/2012 20:00	648.9	
11/17/2012 21:00	755.7	
11/17/2012 22:00	744.8	
11/17/2012 23:00	687.5	409
11/18/2012 00:00	685.7	1275.2
11/18/2012 01:00	726.6	
11/18/2012 02:00	731	
11/18/2012 03:00	910.7	
11/18/2012 04:00	1152.2	
11/18/2012 05:00	1240.6	
11/18/2012 06:00	1257.2	
11/18/2012 07:00	1363.4	
11/18/2012 08:00	1484.3	
11/18/2012 09:00	1210.7	
11/18/2012 10:00	1167.4	
11/18/2012 11:00	1155.1	
11/18/2012 12:00	1061.6	
11/18/2012 13:00	1188.3	
11/18/2012 14:00	1436.6	
11/18/2012 15:00	1268.7	
11/18/2012 16:00	1267	
11/18/2012 17:00	1467.1	
11/18/2012 18:00	1602	
11/18/2012 19:00	1530.9	
11/18/2012 20:00	1449.8	
11/18/2012 21:00	1309.6	
11/18/2012 22:00	1410.2	
11/18/2012 23:00	1472.5	410
11/19/2012 00:00	1344.1	1279.3
11/19/2012 01:00	1502.2	
11/19/2012 02:00	1424.5	
11/19/2012 03:00	1218.6	
11/19/2012 04:00	1257.1	
11/19/2012 05:00	1420.9	
11/19/2012 06:00	1438.6	
11/19/2012 07:00	1715.3	
11/19/2012 08:00	1762.9	
11/19/2012 09:00	1661.5	
11/19/2012 10:00	1458.2	
11/19/2012 11:00	1530.7	
11/19/2012 12:00	1470.6	
11/19/2012 13:00	1494.2	
11/19/2012 14:00	1474.3	

	Units 1&2 Combined	
Time	(Part 60 Data)	Day Count
11/19/2012 15:00	1471.4	
11/19/2012 16:00	1732.8	
11/19/2012 17:00	1766.6	
11/19/2012 18:00	1674.8	
11/19/2012 19:00	1597.8	
11/19/2012 20:00	1820.7	
11/19/2012 21:00	1512.1	
11/19/2012 22:00	1405.1	
11/19/2012 23:00	1525.1	411 1297.0
11/20/2012 00:00	1555.9	
11/20/2012 01:00	1522.1	
11/20/2012 02:00	1497.8	
11/20/2012 03:00	1494.5	
11/20/2012 04:00	1489.4	
11/20/2012 05:00	1537.7	
11/20/2012 06:00	1815.9	
11/20/2012 07:00	2157.6	
11/20/2012 08:00	1928.8	
11/20/2012 09:00	1699.6	
11/20/2012 10:00	1691.8	
11/20/2012 11:00	1770.3	
11/20/2012 12:00	1769.8	
11/20/2012 13:00	2074.9	
11/20/2012 14:00	1691.4	
11/20/2012 15:00	1606	
11/20/2012 16:00	1668.2	
11/20/2012 17:00	2069.8	
11/20/2012 18:00	2365.4	
11/20/2012 19:00	2171	
11/20/2012 20:00	2085.8	
11/20/2012 21:00	1543.5	
11/20/2012 22:00	1409.2	
11/20/2012 23:00	1446.3	412 1327.0
11/21/2012 00:00	1949.6	
11/21/2012 01:00	1409.2	
11/21/2012 02:00	1552.5	
11/21/2012 03:00	1549.2	
11/21/2012 04:00	1627.9	
11/21/2012 05:00	1587.4	
11/21/2012 06:00	1899.8	
11/21/2012 07:00	1942	
11/21/2012 08:00	1947.4	
11/21/2012 09:00	1515.9	
11/21/2012 10:00	1541.7	
11/21/2012 11:00	1826.6	

Time	Units 1&2 Combined	
	(Part 60 Data)	Day Count
11/21/2012 12:00	1841.1	
11/21/2012 13:00	1552.8	
11/21/2012 14:00	1606.5	
11/21/2012 15:00	1596.2	
11/21/2012 16:00	1622.1	
11/21/2012 17:00	1738.5	
11/21/2012 18:00	1605.1	
11/21/2012 19:00	1652.1	
11/21/2012 20:00	1938.3	
11/21/2012 21:00	2026.3	
11/21/2012 22:00	1261.4	
11/21/2012 23:00	1255.1	413 1359.7
11/22/2012 00:00	1601.2	
11/22/2012 01:00	1410.7	
11/22/2012 02:00	1030.5	
11/22/2012 03:00	1432.8	
11/22/2012 04:00	1467.8	
11/22/2012 05:00	1311.8	
11/22/2012 06:00	1253	
11/22/2012 07:00	1586.9	
11/22/2012 08:00	1386.9	
11/22/2012 09:00	1478.7	
11/22/2012 10:00	1506.7	
11/22/2012 11:00	1337	
11/22/2012 12:00	1159.5	
11/22/2012 13:00	1215.2	
11/22/2012 14:00	1019.7	
11/22/2012 15:00	1171.1	
11/22/2012 16:00	1155.1	
11/22/2012 17:00	1234	
11/22/2012 18:00	1080	
11/22/2012 19:00	1336.3	
11/22/2012 20:00	1056.9	
11/22/2012 21:00	1202.7	
11/22/2012 22:00	1163.7	
11/22/2012 23:00	1033.6	414 1378.8
11/23/2012 00:00	1020.3	
11/23/2012 01:00	850.1	
11/23/2012 02:00	780.6	
11/23/2012 03:00	734.3	
11/23/2012 04:00	775.3	
11/23/2012 05:00	859.8	
11/23/2012 06:00	1016.9	
11/23/2012 07:00	1067.6	
11/23/2012 08:00	1237.6	

Time	Units 1&2 Combined	
	(Part 60 Data)	Day Count
11/23/2012 09:00	1136.2	
11/23/2012 10:00	1202.4	
11/23/2012 11:00	1167.7	
11/23/2012 12:00	1201.5	
11/23/2012 13:00	1028.9	
11/23/2012 14:00	1117.1	
11/23/2012 15:00	989.1	
11/23/2012 16:00	1167.9	
11/23/2012 17:00	1501	
11/23/2012 18:00	1511	
11/23/2012 19:00	1547.4	
11/23/2012 20:00	1511.5	
11/23/2012 21:00	1244.8	
11/23/2012 22:00	1240.1	
11/23/2012 23:00	1015.1	415 1373.0
11/24/2012 00:00	940.3	
11/24/2012 01:00	1025.1	
11/24/2012 02:00	953.3	
11/24/2012 03:00	866.9	
11/24/2012 04:00	903.2	
11/24/2012 05:00	913.7	
11/24/2012 06:00	888.7	
11/24/2012 07:00	930.6	
11/24/2012 08:00	1233.1	
11/24/2012 09:00	1429.4	
11/24/2012 10:00	1301.3	
11/24/2012 11:00	1205.5	
11/24/2012 12:00	1091.7	
11/24/2012 13:00	1195.3	
11/24/2012 14:00	1200.1	
11/24/2012 15:00	1122.7	
11/24/2012 16:00	1242.5	
11/24/2012 17:00	1440.4	
11/24/2012 18:00	1605	
11/24/2012 19:00	1464.6	
11/24/2012 20:00	1390.6	
11/24/2012 21:00	1539.9	
11/24/2012 22:00	1193.6	
11/24/2012 23:00	1337.1	416 1370.1
11/25/2012 00:00	1357.8	
11/25/2012 01:00	921.6	
11/25/2012 02:00	840.3	
11/25/2012 03:00	775.7	
11/25/2012 04:00	1006.2	
11/25/2012 05:00	975.3	

	Units 1&2 Combined	
Time	(Part 60 Data)	Day Count
11/25/2012 06:00	975	
11/25/2012 07:00	1028.6	
11/25/2012 08:00	1032	
11/25/2012 09:00	1237.7	
11/25/2012 10:00	1163.7	
11/25/2012 11:00	960.3	
11/25/2012 12:00	1116.9	
11/25/2012 13:00	943.1	
11/25/2012 14:00	848.9	
11/25/2012 15:00	747.5	
11/25/2012 16:00	892.9	
11/25/2012 17:00	1283.1	
11/25/2012 18:00	1777	
11/25/2012 19:00	1724.4	
11/25/2012 20:00	1396	
11/25/2012 21:00	1052.5	
11/25/2012 22:00	1004.3	
11/25/2012 23:00	1229.5	417
11/26/2012 00:00	1185.9	1348.8
11/26/2012 01:00	1010.9	
11/26/2012 02:00	786.8	
11/26/2012 03:00	884.3	
11/26/2012 04:00	970.7	
11/26/2012 05:00	944.8	
11/26/2012 06:00	1190.8	
11/26/2012 07:00	1231.7	
11/26/2012 08:00	1090.9	
11/26/2012 09:00	1281.6	
11/26/2012 10:00	1047.2	
11/26/2012 11:00	915	
11/26/2012 12:00	951	
11/26/2012 13:00	937.7	
11/26/2012 14:00	1049.2	
11/26/2012 15:00	995.5	
11/26/2012 16:00	1142.4	
11/26/2012 17:00	1175.8	
11/26/2012 18:00	1868.4	
11/26/2012 19:00	1864.4	
11/26/2012 20:00	1270.7	
11/26/2012 21:00	953.8	
11/26/2012 22:00	991	
11/26/2012 23:00	1027.7	418
11/27/2012 00:00	889.5	1331.0
11/27/2012 01:00	932.8	
11/27/2012 02:00	885.3	

	Units 1&2 Combined		
Time	(Part 60 Data)	Day Count	
11/27/2012 03:00	848.5		
11/27/2012 04:00	839.6		
11/27/2012 05:00	863.5		
11/27/2012 06:00	1214.3		
11/27/2012 07:00	1547.6		
11/27/2012 08:00	1539.4		
11/27/2012 09:00	1655.4		
11/27/2012 10:00	1604		
11/27/2012 11:00	1535.7		
11/27/2012 12:00	1261.5		
11/27/2012 13:00	1750.9		
11/27/2012 14:00	1547.4		
11/27/2012 15:00	1680.2		
11/27/2012 16:00	1890.1		
11/27/2012 17:00	1808.6		
11/27/2012 18:00	1836.3		
11/27/2012 19:00	2039.5		
11/27/2012 20:00	2415.8		
11/27/2012 21:00	2405.7		
11/27/2012 22:00	1691		
11/27/2012 23:00	1282.9	419	1321.3
11/28/2012 00:00	1088.3		
11/28/2012 01:00	1132.1		
11/28/2012 02:00	1137.9		
11/28/2012 03:00	1109.7		
11/28/2012 04:00	1075.7		
11/28/2012 05:00	1224.6		
11/28/2012 06:00	1727.2		
11/28/2012 07:00	1877.6		
11/28/2012 08:00	1954.4		
11/28/2012 09:00	1647.9		
11/28/2012 10:00	1622.8		
11/28/2012 11:00	1403		
11/28/2012 12:00	1177.1		
11/28/2012 13:00	1342.5		
11/28/2012 14:00	1540.9		
11/28/2012 15:00	1462.5		
11/28/2012 16:00	1462		
11/28/2012 17:00	1974.9		
11/28/2012 18:00	2292.2		
11/28/2012 19:00	2154.3		
11/28/2012 20:00	1977		
11/28/2012 21:00	2201.2		
11/28/2012 22:00	2067.9		
11/28/2012 23:00	1348.8	420	1314.1

	Units 1&2 Combined		
Time	(Part 60 Data)	Day Count	
11/29/2012 00:00	1328.4		
11/29/2012 01:00	1398.1		
11/29/2012 02:00	1356.1		
11/29/2012 03:00	1269		
11/29/2012 04:00	1339.4		
11/29/2012 05:00	1315.5		
11/29/2012 06:00	1551.6		
11/29/2012 07:00	2143.1		
11/29/2012 08:00	1884.9		
11/29/2012 09:00	2023.3		
11/29/2012 10:00	1955.3		
11/29/2012 11:00	1373.7		
11/29/2012 12:00	1517.1		
11/29/2012 13:00	1461.4		
11/29/2012 14:00	1466.7		
11/29/2012 15:00	1439.4		
11/29/2012 16:00	1706.8		
11/29/2012 17:00	1951.5		
11/29/2012 18:00	1704.1		
11/29/2012 19:00	1835.4		
11/29/2012 20:00	1975.9		
11/29/2012 21:00	1914.8		
11/29/2012 22:00	1541.1		
11/29/2012 23:00	1093.4	421	1311.6
11/30/2012 00:00	1512.4		
11/30/2012 01:00	1263.1		
11/30/2012 02:00	987.8		
11/30/2012 03:00	1202.1		
11/30/2012 04:00	1209.9		
11/30/2012 05:00	1125.1		
11/30/2012 06:00	1197.2		
11/30/2012 07:00	1628.2		
11/30/2012 08:00	1550.2		
11/30/2012 09:00	1716		
11/30/2012 10:00	1696.4		
11/30/2012 11:00	1404		
11/30/2012 12:00	1088.3		
11/30/2012 13:00	1323		
11/30/2012 14:00	1326.2		
11/30/2012 15:00	1604.8		
11/30/2012 16:00	1570.4		
11/30/2012 17:00	1967.6		
11/30/2012 18:00	1716		
11/30/2012 19:00	1356.1		
11/30/2012 20:00	1473.8		

Time	Units 1&2 Combined	
	(Part 60 Data)	Day Count
11/30/2012 21:00	1222.3	
11/30/2012 22:00	1195.7	
11/30/2012 23:00	1283.6	422
12/01/2012 00:00	1777.1	1263.8
12/01/2012 01:00	1676.9	
12/01/2012 02:00	1486.7	
12/01/2012 03:00	1191.1	
12/01/2012 04:00	1308.8	
12/01/2012 05:00	1650.2	
12/01/2012 06:00	1335.4	
12/01/2012 07:00	1272.1	
12/01/2012 08:00	1230.3	
12/01/2012 09:00	1308.5	
12/01/2012 10:00	1668.6	
12/01/2012 11:00	1551	
12/01/2012 12:00	1091.9	
12/01/2012 13:00	1189.5	
12/01/2012 14:00	1320.9	
12/01/2012 15:00	1440.4	
12/01/2012 16:00	1455.9	
12/01/2012 17:00	1514.7	
12/01/2012 18:00	1374.2	
12/01/2012 19:00	1145	
12/01/2012 20:00	1213.7	
12/01/2012 21:00	1286.8	
12/01/2012 22:00	1274.6	
12/01/2012 23:00	1064.1	423
12/02/2012 00:00	922.9	1258.7
12/02/2012 01:00	859.3	
12/02/2012 02:00	940.8	
12/02/2012 03:00	780.3	
12/02/2012 04:00	972	
12/02/2012 05:00	1111.4	
12/02/2012 06:00	954.9	
12/02/2012 07:00	957.5	
12/02/2012 08:00	1207.6	
12/02/2012 09:00	1316.5	
12/02/2012 10:00	1130.8	
12/02/2012 11:00	1206.2	
12/02/2012 12:00	1112.8	
12/02/2012 13:00	1199.3	
12/02/2012 14:00	1161.8	
12/02/2012 15:00	1204.7	
12/02/2012 16:00	1275.7	
12/02/2012 17:00	1530.8	

Time	Units 1&2 Combined	
	(Part 60 Data)	Day Count
12/02/2012 18:00	1660.7	
12/02/2012 19:00	1828.7	
12/02/2012 20:00	1936	
12/02/2012 21:00	1596.6	
12/02/2012 22:00	1123	
12/02/2012 23:00	958.6	424
12/03/2012 00:00	877.7	1237.9
12/03/2012 01:00	822.7	
12/03/2012 02:00	935.2	
12/03/2012 03:00	805.2	
12/03/2012 04:00	884.8	
12/03/2012 05:00	1014.9	
12/03/2012 06:00	988.9	
12/03/2012 07:00	1086.2	
12/03/2012 08:00	1168.9	
12/03/2012 09:00	1203.2	
12/03/2012 10:00	1120.5	
12/03/2012 11:00	884.4	
12/03/2012 12:00	1115	
12/03/2012 13:00	1194.9	
12/03/2012 14:00	1048.6	
12/03/2012 15:00	862.6	
12/03/2012 16:00	1079.9	
12/03/2012 17:00	1513.8	
12/03/2012 18:00	1440.9	
12/03/2012 19:00	1075.8	
12/03/2012 20:00	1174.2	
12/03/2012 21:00	952.9	
12/03/2012 22:00	786.2	
12/03/2012 23:00	914.5	425
12/04/2012 00:00	1039.9	1213.0
12/04/2012 01:00	864.4	
12/04/2012 02:00	834.6	
12/04/2012 03:00	816.4	
12/04/2012 04:00	825.9	
12/04/2012 05:00	853.4	
12/04/2012 06:00	1032.7	
12/04/2012 07:00	1171.1	
12/04/2012 08:00	1112.3	
12/04/2012 09:00	1425	
12/04/2012 10:00	1459.4	
12/04/2012 11:00	1452.6	
12/04/2012 12:00	1424.1	
12/04/2012 13:00	1527	
12/04/2012 14:00	1404.9	

	Units 1&2 Combined	
Time	(Part 60 Data)	Day Count
12/04/2012 15:00	1457.1	
12/04/2012 16:00	1379.3	
12/04/2012 17:00	1619.1	
12/04/2012 18:00	1864.9	
12/04/2012 19:00	1603	
12/04/2012 20:00	1561.6	
12/04/2012 21:00	1314.8	
12/04/2012 22:00	1146	
12/04/2012 23:00	1224.7	426 1211.1
12/05/2012 00:00	1145.4	
12/05/2012 01:00	1059.3	
12/05/2012 02:00	1000.2	
12/05/2012 03:00	1008.6	
12/05/2012 04:00	1016.9	
12/05/2012 05:00	1034	
12/05/2012 06:00	1381	
12/05/2012 07:00	1804.2	
12/05/2012 08:00	1641	
12/05/2012 09:00	1515.6	
12/05/2012 10:00	1631.4	
12/05/2012 11:00	1633.9	
12/05/2012 12:00	1594.3	
12/05/2012 13:00	1807.4	
12/05/2012 14:00	1832.5	
12/05/2012 15:00	1874	
12/05/2012 16:00	1896	
12/05/2012 17:00	1817.1	
12/05/2012 18:00	1780.8	
12/05/2012 19:00	1835.2	
12/05/2012 20:00	1879.7	
12/05/2012 21:00	1857.4	
12/05/2012 22:00	1710.7	
12/05/2012 23:00	1520.2	427 1228.7
12/06/2012 00:00	1434.4	
12/06/2012 01:00	1371.5	
12/06/2012 02:00	1367.2	
12/06/2012 03:00	1371.7	
12/06/2012 04:00	1427.8	
12/06/2012 05:00	1417.6	
12/06/2012 06:00	1696	
12/06/2012 07:00	1829.4	
12/06/2012 08:00	1690.3	
12/06/2012 09:00	1163.3	
12/06/2012 10:00	550.2	
12/06/2012 11:00	518.4	

Time	Units 1&2 Combined	
	(Part 60 Data)	Day Count
12/06/2012 12:00	514	
12/06/2012 13:00	531.4	
12/06/2012 14:00	511.8	
12/06/2012 15:00	533.1	
12/06/2012 16:00	558.2	
12/06/2012 17:00	589.7	
12/06/2012 18:00	624.7	
12/06/2012 19:00	638.4	
12/06/2012 20:00	639.6	
12/06/2012 21:00	479.4	
12/06/2012 22:00	358.4	
12/06/2012 23:00	290.4	428 1223.5
12/07/2012 00:00	578.1	
12/07/2012 01:00	413.3	
12/07/2012 02:00	399.3	
12/07/2012 03:00	467.1	
12/07/2012 04:00	403.1	
12/07/2012 05:00	484.6	
12/07/2012 06:00	533.1	
12/07/2012 07:00	660.1	
12/07/2012 08:00	662.5	
12/07/2012 09:00	627.8	
12/07/2012 10:00	596.4	
12/07/2012 11:00	563.4	
12/07/2012 12:00	559.9	
12/07/2012 13:00	872.4	
12/07/2012 14:00	945.9	
12/07/2012 15:00	730.9	
12/07/2012 16:00	736	
12/07/2012 17:00	704.6	
12/07/2012 18:00	678.1	
12/07/2012 19:00	677.9	
12/07/2012 20:00	711	
12/07/2012 21:00	596.7	
12/07/2012 22:00	492.7	
12/07/2012 23:00	458.7	429 1218.4
12/08/2012 00:00	537.8	
12/08/2012 01:00	768.6	
12/08/2012 02:00	865.3	
12/08/2012 03:00	764.6	
12/08/2012 04:00	1101	
12/08/2012 05:00	1187.3	
12/08/2012 06:00	1705.1	
12/08/2012 07:00	1810.3	
12/08/2012 08:00	1748.2	

Time	Units 1&2 Combined	
	(Part 60 Data)	Day Count
12/08/2012 09:00	777.2	
12/08/2012 10:00	950.9	
12/08/2012 11:00	931.6	
12/08/2012 12:00	815.5	
12/08/2012 13:00	828.4	
12/08/2012 14:00	768.9	
12/08/2012 15:00	849	
12/08/2012 16:00	1032.8	
12/08/2012 17:00	1091.6	
12/08/2012 18:00	1060.8	
12/08/2012 19:00	1109.8	
12/08/2012 20:00	1146.8	
12/08/2012 21:00	950.5	
12/08/2012 22:00	890.7	
12/08/2012 23:00	888.7	430
12/09/2012 00:00	767.7	1217.8
12/09/2012 01:00	697.6	
12/09/2012 02:00	720	
12/09/2012 03:00	694.9	
12/09/2012 04:00	663.3	
12/09/2012 05:00	695.3	
12/09/2012 06:00	688.9	
12/09/2012 07:00	677.7	
12/09/2012 08:00	782.7	
12/09/2012 09:00	756.5	
12/09/2012 10:00	918.1	
12/09/2012 11:00	867.6	
12/09/2012 12:00	853.1	
12/09/2012 13:00	808.2	
12/09/2012 14:00	891.5	
12/09/2012 15:00	854	
12/09/2012 16:00	926.8	
12/09/2012 17:00	1033.1	
12/09/2012 18:00	997.2	
12/09/2012 19:00	864	
12/09/2012 20:00	872.7	
12/09/2012 21:00	802.9	
12/09/2012 22:00	647.5	
12/09/2012 23:00	676.9	431
12/10/2012 00:00	722.9	1214.1
12/10/2012 01:00	684	
12/10/2012 02:00	661	
12/10/2012 03:00	684.2	
12/10/2012 04:00	648.1	
12/10/2012 05:00	884.6	

Time	Units 1&2 Combined	
	(Part 60 Data)	Day Count
12/10/2012 06:00	932.9	
12/10/2012 07:00	1067.3	
12/10/2012 08:00	779.9	
12/10/2012 09:00	828.3	
12/10/2012 10:00	1054.3	
12/10/2012 11:00	1054.6	
12/10/2012 12:00	922.3	
12/10/2012 13:00	984	
12/10/2012 14:00	913.2	
12/10/2012 15:00	894.1	
12/10/2012 16:00	942.2	
12/10/2012 17:00	884.6	
12/10/2012 18:00	527.6	
12/10/2012 19:00	635.1	
12/10/2012 20:00	876.7	
12/10/2012 21:00	804.8	
12/10/2012 22:00	641	
12/10/2012 23:00	720.4	432 1189.9
12/11/2012 00:00	767	
12/11/2012 01:00	669.3	
12/11/2012 02:00	689.2	
12/11/2012 03:00	730.9	
12/11/2012 04:00	704.8	
12/11/2012 05:00	786.5	
12/11/2012 06:00	997.1	
12/11/2012 07:00	1074.1	
12/11/2012 08:00	753.2	
12/11/2012 09:00	901.7	
12/11/2012 10:00	1113	
12/11/2012 11:00	1013.4	
12/11/2012 12:00	962	
12/11/2012 13:00	878.6	
12/11/2012 14:00	885.9	
12/11/2012 15:00	940.3	
12/11/2012 16:00	876.7	
12/11/2012 17:00	1044.4	
12/11/2012 18:00	1222.5	
12/11/2012 19:00	1032.9	
12/11/2012 20:00	995.1	
12/11/2012 21:00	949.8	
12/11/2012 22:00	778.4	
12/11/2012 23:00	598.3	433 1173.9
12/12/2012 00:00	793.2	
12/12/2012 01:00	887	
12/12/2012 02:00	707.7	

Time	Units 1&2 Combined	
	(Part 60 Data)	Day Count
12/12/2012 03:00	759.9	
12/12/2012 04:00	692.4	
12/12/2012 05:00	736.1	
12/12/2012 06:00	997.3	
12/12/2012 07:00	1145.3	
12/12/2012 08:00	1070	
12/12/2012 09:00	1034.5	
12/12/2012 10:00	973.8	
12/12/2012 11:00	949.9	
12/12/2012 12:00	1064.7	
12/12/2012 13:00	1004	
12/12/2012 14:00	911.1	
12/12/2012 15:00	916.5	
12/12/2012 16:00	1065.7	
12/12/2012 17:00	1224.3	
12/12/2012 18:00	1180.6	
12/12/2012 19:00	1038.8	
12/12/2012 20:00	1036.5	
12/12/2012 21:00	1027.1	
12/12/2012 22:00	876	
12/12/2012 23:00	757.5	434
12/13/2012 00:00	733.8	1163.6
12/13/2012 01:00	886.8	
12/13/2012 02:00	814.9	
12/13/2012 03:00	807	
12/13/2012 04:00	748.3	
12/13/2012 05:00	954.9	
12/13/2012 06:00	1135.4	
12/13/2012 07:00	1051.6	
12/13/2012 08:00	919.2	
12/13/2012 09:00	1050.6	
12/13/2012 10:00	1183.2	
12/13/2012 11:00	1266.8	
12/13/2012 12:00	1290.2	
12/13/2012 13:00	1431.5	
12/13/2012 14:00	1420.8	
12/13/2012 15:00	1165.2	
12/13/2012 16:00	775.2	
12/13/2012 17:00	508.9	
12/13/2012 18:00	444.4	
12/13/2012 19:00	481	
12/13/2012 20:00	486.2	
12/13/2012 21:00	504.5	
12/13/2012 22:00	456.4	
12/13/2012 23:00	490.2	435
		1148.7

Time	Units 1&2 Combined	
	(Part 60 Data)	Day Count
12/14/2012 00:00	530.4	
12/14/2012 01:00	634.7	
12/14/2012 02:00	749.1	
12/14/2012 03:00	821.3	
12/14/2012 04:00	795.5	
12/14/2012 05:00	949	
12/14/2012 06:00	1190.1	
12/14/2012 07:00	1165.7	
12/14/2012 08:00	1213.3	
12/14/2012 09:00	1210.3	
12/14/2012 10:00	1133.4	
12/14/2012 11:00	1146.2	
12/14/2012 12:00	1153.5	
12/14/2012 13:00	1206.6	
12/14/2012 14:00	1117.5	
12/14/2012 15:00	1606.9	
12/14/2012 16:00	1548.4	
12/14/2012 17:00	1968	
12/14/2012 18:00	1610.4	
12/14/2012 19:00	1255	
12/14/2012 20:00	1172	
12/14/2012 21:00	1069.4	
12/14/2012 22:00	946.8	
12/14/2012 23:00	1201.8	436 1157.7
12/15/2012 00:00	1492.4	
12/15/2012 01:00	1261.4	
12/15/2012 02:00	917	
12/15/2012 03:00	1059.1	
12/15/2012 04:00	1051.1	
12/15/2012 05:00	1343.8	
12/15/2012 06:00	1152.3	
12/15/2012 07:00	1225.2	
12/15/2012 08:00	1499.1	
12/15/2012 09:00	1627.7	
12/15/2012 10:00	1494.8	
12/15/2012 11:00	1174.8	
12/15/2012 12:00	835.3	
12/15/2012 13:00	689.2	
12/15/2012 14:00	789.7	
12/15/2012 15:00	721.4	
12/15/2012 16:00	691.1	
12/15/2012 17:00	1400	
12/15/2012 18:00	1458	
12/15/2012 19:00	860.7	
12/15/2012 20:00	830.1	

	Units 1&2 Combined		
Time	(Part 60 Data)	Day Count	
12/15/2012 21:00	855.8		
12/15/2012 22:00	744.4		
12/15/2012 23:00	756.1	437	1172.9
12/16/2012 00:00	717.5		
12/16/2012 01:00	746.9		
12/16/2012 02:00	776.5		
12/16/2012 03:00	760.1		
12/16/2012 04:00	710.9		
12/16/2012 05:00	694.8		
12/16/2012 06:00	752.1		
12/16/2012 07:00	729.9		
12/16/2012 08:00	747.6		
12/16/2012 09:00	1029.3		
12/16/2012 10:00	844.9		
12/16/2012 11:00	714.3		
12/16/2012 12:00	863.3		
12/16/2012 13:00	1003.1		
12/16/2012 14:00	830.4		
12/16/2012 15:00	936.2		
12/16/2012 16:00	1138.4		
12/16/2012 17:00	1427.2		
12/16/2012 18:00	1296.3		
12/16/2012 19:00	1241.1		
12/16/2012 20:00	1105.1		
12/16/2012 21:00	1011.9		
12/16/2012 22:00	937.5		
12/16/2012 23:00	841.1	438	1175.5
12/17/2012 00:00	630.6		
12/17/2012 01:00	630.7		
12/17/2012 02:00	710		
12/17/2012 03:00	661		
12/17/2012 04:00	610.1		
12/17/2012 05:00	719		
12/17/2012 06:00	1025.8		
12/17/2012 07:00	1071.3		
12/17/2012 08:00	976.2		
12/17/2012 09:00	1114		
12/17/2012 10:00	1172.2		
12/17/2012 11:00	980.7		
12/17/2012 12:00	956.7		
12/17/2012 13:00	723.6		
12/17/2012 14:00	594.7		
12/17/2012 15:00	709.5		
12/17/2012 16:00	981		
12/17/2012 17:00	1242.5		

Time	Units 1&2 Combined	
	(Part 60 Data)	Day Count
12/17/2012 18:00	1297.4	
12/17/2012 19:00	1166.3	
12/17/2012 20:00	1151.1	
12/17/2012 21:00	1048.2	
12/17/2012 22:00	820.7	
12/17/2012 23:00	875.7	439 1181.0
12/18/2012 00:00	755.6	
12/18/2012 01:00	715.1	
12/18/2012 02:00	799.5	
12/18/2012 03:00	721.6	
12/18/2012 04:00	628.5	
12/18/2012 05:00	730.2	
12/18/2012 06:00	1080.2	
12/18/2012 07:00	1160.3	
12/18/2012 08:00	1882.4	
12/18/2012 09:00	706.3	
12/18/2012 10:00	1260.6	
12/18/2012 11:00	1272.3	
12/18/2012 12:00	1109.2	
12/18/2012 13:00	1111.4	
12/18/2012 14:00	1157.6	
12/18/2012 15:00	1367.4	
12/18/2012 16:00	1272.6	
12/18/2012 17:00	1627.6	
12/18/2012 18:00	1702.7	
12/18/2012 19:00	1464.2	
12/18/2012 20:00	1355.6	
12/18/2012 21:00	1475.4	
12/18/2012 22:00	1009.2	
12/18/2012 23:00	751.2	440 1177.7
12/19/2012 00:00	779.5	
12/19/2012 01:00	781.2	
12/19/2012 02:00	777.1	
12/19/2012 03:00	730.7	
12/19/2012 04:00	962.3	
12/19/2012 05:00	1010.4	
12/19/2012 06:00	1167.9	
12/19/2012 07:00	1654.7	
12/19/2012 08:00	1321.6	
12/19/2012 09:00	1307.9	
12/19/2012 10:00	12576.8	
12/19/2012 11:00	967.1	
12/19/2012 12:00	5059.8	
12/19/2012 13:00	1295.5	
12/19/2012 14:00	846.3	

	Units 1&2 Combined	
Time	(Part 60 Data)	Day Count
12/19/2012 15:00	855.8	
12/19/2012 16:00	1286.6	
12/19/2012 17:00	2101.3	
12/19/2012 18:00	1668.2	
12/19/2012 19:00	1504.5	
12/19/2012 20:00	1600.5	
12/19/2012 21:00	1416.4	
12/19/2012 22:00	1243.2	
12/19/2012 23:00	1062.8	441 1187.8
12/20/2012 00:00	781.5	
12/20/2012 01:00	785.7	
12/20/2012 02:00	783.4	
12/20/2012 03:00	751	
12/20/2012 04:00	988.6	
12/20/2012 05:00	921.7	
12/20/2012 06:00	1254.9	
12/20/2012 07:00	1676.3	
12/20/2012 08:00	1352.8	
12/20/2012 09:00	6848.7	
12/20/2012 10:00	20000.6	
12/20/2012 11:00	2469.9	
12/20/2012 12:00	12301	
12/20/2012 13:00	7112.6	
12/20/2012 14:00	4939.9	
12/20/2012 15:00	1443.4	
12/20/2012 16:00	1783.8	
12/20/2012 17:00	1867.6	
12/20/2012 18:00	1647.6	
12/20/2012 19:00	1639.1	
12/20/2012 20:00	1541.4	
12/20/2012 21:00	1600.3	
12/20/2012 22:00	953.6	
12/20/2012 23:00	1107.1	442 1235.7
12/21/2012 00:00	997.1	
12/21/2012 01:00	997.8	
12/21/2012 02:00	1149.6	
12/21/2012 03:00	1113.8	
12/21/2012 04:00	1277.9	
12/21/2012 05:00	1260.3	
12/21/2012 06:00	1786.1	
12/21/2012 07:00	1723.6	
12/21/2012 08:00	1531.5	
12/21/2012 09:00	1685.3	
12/21/2012 10:00	1871.5	
12/21/2012 11:00	1760.3	

	Units 1&2 Combined	
Time	(Part 60 Data)	Day Count
12/21/2012 12:00	1620.7	
12/21/2012 13:00	1740.7	
12/21/2012 14:00	1681.5	
12/21/2012 15:00	1779.5	
12/21/2012 16:00	1597.8	
12/21/2012 17:00	1729.8	
12/21/2012 18:00	1920.5	
12/21/2012 19:00	1701.9	
12/21/2012 20:00	1627.6	
12/21/2012 21:00	1786.1	
12/21/2012 22:00	2357.7	
12/21/2012 23:00	2958.3	443 1235.2
12/22/2012 00:00	1993.8	
12/22/2012 01:00	1877	
12/22/2012 02:00	1651.8	
12/22/2012 03:00	1701.8	
12/22/2012 04:00	1407.7	
12/22/2012 05:00	1320.5	
12/22/2012 06:00	1562.7	
12/22/2012 07:00	1599.2	
12/22/2012 08:00	1582.5	
12/22/2012 09:00	1667.8	
12/22/2012 10:00	1554.4	
12/22/2012 11:00	1544.9	
12/22/2012 12:00	1502.7	
12/22/2012 13:00	1267.8	
12/22/2012 14:00	1256.8	
12/22/2012 15:00	1259.5	
12/22/2012 16:00	1242.4	
12/22/2012 17:00	1521.1	
12/22/2012 18:00	1499.1	
12/22/2012 19:00	1507.3	
12/22/2012 20:00	1724.3	
12/22/2012 21:00	1695.7	
12/22/2012 22:00	1460	
12/22/2012 23:00	2074.8	444 1244.7
12/23/2012 00:00	2367.9	
12/23/2012 01:00	1824	
12/23/2012 02:00	1657.8	
12/23/2012 03:00	1662.5	
12/23/2012 04:00	1571.5	
12/23/2012 05:00	1187.9	
12/23/2012 06:00	1091.8	
12/23/2012 07:00	934.7	
12/23/2012 08:00	908.6	

Time	Units 1&2 Combined	
	(Part 60 Data)	Day Count
12/23/2012 09:00	899.5	
12/23/2012 10:00	878.4	
12/23/2012 11:00	920.1	
12/23/2012 12:00	952.7	
12/23/2012 13:00	949	
12/23/2012 14:00	981.8	
12/23/2012 15:00	972.8	
12/23/2012 16:00	1007.8	
12/23/2012 17:00	1223.7	
12/23/2012 18:00	1406.4	
12/23/2012 19:00	1503.9	
12/23/2012 20:00	1610.4	
12/23/2012 21:00	1648.1	
12/23/2012 22:00	1437.5	
12/23/2012 23:00	1343.1	445 1250.2
12/24/2012 00:00	1079.5	
12/24/2012 01:00	1101.5	
12/24/2012 02:00	1103.2	
12/24/2012 03:00	1022.6	
12/24/2012 04:00	1077	
12/24/2012 05:00	1286.5	
12/24/2012 06:00	1178.3	
12/24/2012 07:00	1279.9	
12/24/2012 08:00	1278.7	
12/24/2012 09:00	1438	
12/24/2012 10:00	1320.5	
12/24/2012 11:00	1351.4	
12/24/2012 12:00	1448.2	
12/24/2012 13:00	1260.8	
12/24/2012 14:00	1308.9	
12/24/2012 15:00	1320.3	
12/24/2012 16:00	1361.5	
12/24/2012 17:00	1279.7	
12/24/2012 18:00	1247.6	
12/24/2012 19:00	1276.3	
12/24/2012 20:00	1309.9	
12/24/2012 21:00	1340.1	
12/24/2012 22:00	1160.8	
12/24/2012 23:00	981.2	446 1252.2
12/25/2012 00:00	1120.6	
12/25/2012 01:00	1070.2	
12/25/2012 02:00	1056.6	
12/25/2012 03:00	1068.9	
12/25/2012 04:00	932.1	
12/25/2012 05:00	874.1	

	Units 1&2 Combined	
Time	(Part 60 Data)	Day Count
12/25/2012 06:00	904.7	
12/25/2012 07:00	972.9	
12/25/2012 08:00	969.3	
12/25/2012 09:00	1096.9	
12/25/2012 10:00	1020.4	
12/25/2012 11:00	1027.1	
12/25/2012 12:00	959.8	
12/25/2012 13:00	844.8	
12/25/2012 14:00	926.6	
12/25/2012 15:00	897.7	
12/25/2012 16:00	954.1	
12/25/2012 17:00	1264.6	
12/25/2012 18:00	972.6	
12/25/2012 19:00	1109.2	
12/25/2012 20:00	1172.8	
12/25/2012 21:00	1004.2	
12/25/2012 22:00	809.1	
12/25/2012 23:00	949.5	447
12/26/2012 00:00	942.2	1249.0
12/26/2012 01:00	908	
12/26/2012 02:00	927.1	
12/26/2012 03:00	933.4	
12/26/2012 04:00	892.5	
12/26/2012 05:00	984.9	
12/26/2012 06:00	1134.4	
12/26/2012 07:00	1073.4	
12/26/2012 08:00	1180.2	
12/26/2012 09:00	1070.8	
12/26/2012 10:00	1084.7	
12/26/2012 11:00	1107.2	
12/26/2012 12:00	1150.5	
12/26/2012 13:00	1118.4	
12/26/2012 14:00	1130.6	
12/26/2012 15:00	1020.7	
12/26/2012 16:00	1215	
12/26/2012 17:00	1812.7	
12/26/2012 18:00	1696.9	
12/26/2012 19:00	1427.5	
12/26/2012 20:00	1369.2	
12/26/2012 21:00	1364	
12/26/2012 22:00	1364.5	
12/26/2012 23:00	1281.4	448
12/27/2012 00:00	1258.2	1250.9
12/27/2012 01:00	1210.8	
12/27/2012 02:00	1103.9	

	Units 1&2 Combined		
Time	(Part 60 Data)	Day Count	
12/27/2012 03:00	1226.8		
12/27/2012 04:00	1197.7		
12/27/2012 05:00	1118.9		
12/27/2012 06:00	1263.4		
12/27/2012 07:00	1335.7		
12/27/2012 08:00	1243.7		
12/27/2012 09:00	1568.1		
12/27/2012 10:00	1392.3		
12/27/2012 11:00	1334.3		
12/27/2012 12:00	1344.7		
12/27/2012 13:00	1313.2		
12/27/2012 14:00	1227.1		
12/27/2012 15:00	1055.7		
12/27/2012 16:00	734.4		
12/27/2012 17:00	877.3		
12/27/2012 18:00	688.5		
12/27/2012 19:00	561.7		
12/27/2012 20:00	542.8		
12/27/2012 21:00	447.8		
12/27/2012 22:00	245.8		
12/27/2012 23:00	107.7	449	1234.9
12/28/2012 00:00	83.7		
12/28/2012 01:00	127.2		
12/28/2012 02:00	319.9		
12/28/2012 03:00	934.3		
12/28/2012 04:00	1290.7		
12/28/2012 05:00	1304.8		
12/28/2012 06:00	1052.8		
12/28/2012 07:00	1299.8		
12/28/2012 08:00	1121.9		
12/28/2012 09:00	1483.8		
12/28/2012 10:00	1417.5		
12/28/2012 11:00	1126.5		
12/28/2012 12:00	1414.4		
12/28/2012 13:00	1378.3		
12/28/2012 14:00	1170.8		
12/28/2012 15:00	1130.4		
12/28/2012 16:00	1456.7		
12/28/2012 17:00	1540.3		
12/28/2012 18:00	1543.8		
12/28/2012 19:00	1463		
12/28/2012 20:00	1413.3		
12/28/2012 21:00	1222.9		
12/28/2012 22:00	1198.8		
12/28/2012 23:00	1244.2	450	1220.6

	Units 1&2 Combined	
Time	(Part 60 Data)	Day Count
12/29/2012 00:00	1246.5	
12/29/2012 01:00	996.4	
12/29/2012 02:00	699.2	
12/29/2012 03:00	623.5	
12/29/2012 04:00	764.9	
12/29/2012 05:00	826	
12/29/2012 06:00	719.1	
12/29/2012 07:00	701.8	
12/29/2012 08:00	689.9	
12/29/2012 09:00	798.2	
12/29/2012 10:00	875.9	
12/29/2012 11:00	637.2	
12/29/2012 12:00	686.7	
12/29/2012 13:00	857.1	
12/29/2012 14:00	867.7	
12/29/2012 15:00	630.6	
12/29/2012 16:00	787.7	
12/29/2012 17:00	831	
12/29/2012 18:00	924.7	
12/29/2012 19:00	702.7	
12/29/2012 20:00	727.7	
12/29/2012 21:00	735.4	
12/29/2012 22:00	746.1	
12/29/2012 23:00	593.6	451 1193.0
12/30/2012 00:00	785.5	
12/30/2012 01:00	710.1	
12/30/2012 02:00	699.3	
12/30/2012 03:00	691.4	
12/30/2012 04:00	676.6	
12/30/2012 05:00	755.4	
12/30/2012 06:00	640.5	
12/30/2012 07:00	730.2	
12/30/2012 08:00	742.8	
12/30/2012 09:00	632.2	
12/30/2012 10:00	753.7	
12/30/2012 11:00	666.2	
12/30/2012 12:00	678.3	
12/30/2012 13:00	609.3	
12/30/2012 14:00	535.5	
12/30/2012 15:00	661.4	
12/30/2012 16:00	707.5	
12/30/2012 17:00	819.4	
12/30/2012 18:00	722.2	
12/30/2012 19:00	714.4	
12/30/2012 20:00	766.3	

	Units 1&2 Combined		
Time	(Part 60 Data)	Day Count	
12/30/2012 21:00	768.6		
12/30/2012 22:00	735.1		
12/30/2012 23:00	594.3	452	1169.7
12/31/2012 00:00	758.1		
12/31/2012 01:00	816.3		
12/31/2012 02:00	631.9		
12/31/2012 03:00	689		
12/31/2012 04:00	654.4		
12/31/2012 05:00	610.1		
12/31/2012 06:00	548.2		
12/31/2012 07:00	683.3		
12/31/2012 08:00	737.6		
12/31/2012 09:00	526.6		
12/31/2012 10:00	596.4		
12/31/2012 11:00	576.2		
12/31/2012 12:00	554.1		
12/31/2012 13:00	627.9		
12/31/2012 14:00	571.8		
12/31/2012 15:00	588.1		
12/31/2012 16:00	623.5		
12/31/2012 17:00	591.7		
12/31/2012 18:00	708.6		
12/31/2012 19:00	511.7		
12/31/2012 20:00	397.9		
12/31/2012 21:00	532.9		
12/31/2012 22:00	574.7		
12/31/2012 23:00	486.5	453	1144.3
01/01/2013 00:00	520.4		
01/01/2013 01:00	389		
01/01/2013 02:00	480.7		
01/01/2013 03:00	444.4		
01/01/2013 04:00	424.9		
01/01/2013 05:00	433.6		
01/01/2013 06:00	451.4		
01/01/2013 07:00	429.6		
01/01/2013 08:00	666.1		
01/01/2013 09:00	607		
01/01/2013 10:00	572.8		
01/01/2013 11:00	510.1		
01/01/2013 12:00	654.6		
01/01/2013 13:00	722.1		
01/01/2013 14:00	599.2		
01/01/2013 15:00	544.1		
01/01/2013 16:00	616.4		
01/01/2013 17:00	850.1		

	Units 1&2 Combined			
Time	(Part 60 Data)	Day Count		
01/01/2013 18:00	629.8			
01/01/2013 19:00	599.4			
01/01/2013 20:00	617.2			
01/01/2013 21:00	524.4			
01/01/2013 22:00	641.6			
01/01/2013 23:00	644.1	454	1123.0	
01/02/2013 00:00	619.8			
01/02/2013 01:00	602.2			
01/02/2013 02:00	643.4			
01/02/2013 03:00	580.6			
01/02/2013 04:00	634			
01/02/2013 05:00	557.7			
01/02/2013 06:00	659.1			
01/02/2013 07:00	778.2			
01/02/2013 08:00	686.8			
01/02/2013 09:00	562.6			
01/02/2013 10:00	648.4			
01/02/2013 11:00	589.1			
01/02/2013 12:00	639.5			
01/02/2013 13:00	598.6			
01/02/2013 14:00	513.3			
01/02/2013 15:00	849.4			
01/02/2013 16:00	713.8			
01/02/2013 17:00	557			
01/02/2013 18:00	676.7			
01/02/2013 19:00	743.6			
01/02/2013 20:00	687.8			
01/02/2013 21:00	651.1			
01/02/2013 22:00	627.5			
01/02/2013 23:00	680.4	455	1109.9	
01/03/2013 00:00	805.1			
01/03/2013 01:00	794.6			
01/03/2013 02:00	730.9			
01/03/2013 03:00	701.7			
01/03/2013 04:00	786.2			
01/03/2013 05:00	1051			
01/03/2013 06:00	1118.6			
01/03/2013 07:00	918.8			
01/03/2013 08:00	1026.7			
01/03/2013 09:00	1181.4			
01/03/2013 10:00	978			
01/03/2013 11:00	493.9			
01/03/2013 12:00	432.5			
01/03/2013 13:00	708.9			
01/03/2013 14:00	731.7			

	Units 1&2 Combined	
Time	(Part 60 Data)	Day Count
01/03/2013 15:00	955.2	
01/03/2013 16:00	1155.9	
01/03/2013 17:00	1372.4	
01/03/2013 18:00	1279.8	
01/03/2013 19:00	1248.2	
01/03/2013 20:00	964.7	
01/03/2013 21:00	899.6	
01/03/2013 22:00	998.9	
01/03/2013 23:00	1053.7	456 1098.7
01/04/2013 00:00	845.5	
01/04/2013 01:00	1064	
01/04/2013 02:00	948.3	
01/04/2013 03:00	935.1	
01/04/2013 04:00	980.9	
01/04/2013 05:00	872.2	
01/04/2013 06:00	1267.4	
01/04/2013 07:00	1025	
01/04/2013 08:00	777.7	
01/04/2013 09:00	995	
01/04/2013 10:00	1113.5	
01/04/2013 11:00	1062.6	
01/04/2013 12:00	989.2	
01/04/2013 13:00	792.3	
01/04/2013 14:00	950.7	
01/04/2013 15:00	941.5	
01/04/2013 16:00	1016.6	
01/04/2013 17:00	1171.4	
01/04/2013 18:00	820.9	
01/04/2013 19:00	461.4	
01/04/2013 20:00	488.9	
01/04/2013 21:00	624.8	
01/04/2013 22:00	935.3	
01/04/2013 23:00	888.5	457 1077.4
01/05/2013 00:00	925.2	
01/05/2013 01:00	1147.2	
01/05/2013 02:00	1045.1	
01/05/2013 03:00	1083.8	
01/05/2013 04:00	1099.7	
01/05/2013 05:00	1136.3	
01/05/2013 06:00	1148.2	
01/05/2013 07:00	1193.3	
01/05/2013 08:00	1124.8	
01/05/2013 09:00	1188.6	
01/05/2013 10:00	1051.2	
01/05/2013 11:00	1156.9	

	Units 1&2 Combined		
Time	(Part 60 Data)	Day Count	
01/05/2013 12:00	1013.1		
01/05/2013 13:00	901.8		
01/05/2013 14:00	940.8		
01/05/2013 15:00	1088		
01/05/2013 16:00	1147.1		
01/05/2013 17:00	1206.3		
01/05/2013 18:00	1034		
01/05/2013 19:00	1132.3		
01/05/2013 20:00	1176.2		
01/05/2013 21:00	933.3		
01/05/2013 22:00	925.2		
01/05/2013 23:00	752.8	458	1082.2
01/06/2013 00:00	951.7		
01/06/2013 01:00	918		
01/06/2013 02:00	794.3		
01/06/2013 03:00	957		
01/06/2013 04:00	1019.6		
01/06/2013 05:00	817.4		
01/06/2013 06:00	1003		
01/06/2013 07:00	898.9		
01/06/2013 08:00	1038.1		
01/06/2013 09:00	998.3		
01/06/2013 10:00	919.6		
01/06/2013 11:00	1066.8		
01/06/2013 12:00	955.2		
01/06/2013 13:00	904.8		
01/06/2013 14:00	836.9		
01/06/2013 15:00	985		
01/06/2013 16:00	1055.6		
01/06/2013 17:00	1395.9		
01/06/2013 18:00	1482		
01/06/2013 19:00	1032		
01/06/2013 20:00	1068.6		
01/06/2013 21:00	895.9		
01/06/2013 22:00	958.1		
01/06/2013 23:00	1088.4	459	1095.4
01/07/2013 00:00	745.1		
01/07/2013 01:00	691.8		
01/07/2013 02:00	667.3		
01/07/2013 03:00	655.5		
01/07/2013 04:00	627.1		
01/07/2013 05:00	815.9		
01/07/2013 06:00	1249.3		
01/07/2013 07:00	1079.6		
01/07/2013 08:00	890.8		

Time	Units 1&2 Combined	
	(Part 60 Data)	Day Count
01/07/2013 09:00	736.1	
01/07/2013 10:00	1107.4	
01/07/2013 11:00	1153.7	
01/07/2013 12:00	940.1	
01/07/2013 13:00	851.4	
01/07/2013 14:00	809.7	
01/07/2013 15:00	869	
01/07/2013 16:00	991.5	
01/07/2013 17:00	1189.6	
01/07/2013 18:00	1208.7	
01/07/2013 19:00	1067.9	
01/07/2013 20:00	1053.4	
01/07/2013 21:00	1064.3	
01/07/2013 22:00	1078.3	
01/07/2013 23:00	1013.5	460 1092.6
01/08/2013 00:00	989.8	
01/08/2013 01:00	1059	
01/08/2013 02:00	1010.9	
01/08/2013 03:00	1061.4	
01/08/2013 04:00	1041.7	
01/08/2013 05:00	1117.6	
01/08/2013 06:00	1107	
01/08/2013 07:00	1125.9	
01/08/2013 08:00	1019.8	
01/08/2013 09:00	1299.5	
01/08/2013 10:00	1088.4	
01/08/2013 11:00	1004	
01/08/2013 12:00	940.6	
01/08/2013 13:00	1087.1	
01/08/2013 14:00	978.5	
01/08/2013 15:00	957.8	
01/08/2013 16:00	1128.8	
01/08/2013 17:00	1218.8	
01/08/2013 18:00	1452.1	
01/08/2013 19:00	1276.3	
01/08/2013 20:00	1122.3	
01/08/2013 21:00	935.1	
01/08/2013 22:00	1012.6	
01/08/2013 23:00	887.4	461 1102.0
01/09/2013 00:00	877.4	
01/09/2013 01:00	1002.6	
01/09/2013 02:00	758.2	
01/09/2013 03:00	968.7	
01/09/2013 04:00	829.5	
01/09/2013 05:00	944	

Time	Units 1&2 Combined	
	(Part 60 Data)	Day Count
01/09/2013 06:00	1026.3	
01/09/2013 07:00	1068.5	
01/09/2013 08:00	1092.5	
01/09/2013 09:00	1203.9	
01/09/2013 10:00	1106.1	
01/09/2013 11:00	1031.7	
01/09/2013 12:00	1051.7	
01/09/2013 13:00	978.3	
01/09/2013 14:00	1070.8	
01/09/2013 15:00	936.5	
01/09/2013 16:00	1095.1	
01/09/2013 17:00	1309.1	
01/09/2013 18:00	1184.4	
01/09/2013 19:00	951.7	
01/09/2013 20:00	1079.5	
01/09/2013 21:00	993.2	
01/09/2013 22:00	790.5	
01/09/2013 23:00	821	462 1108.1
01/10/2013 00:00	785.1	
01/10/2013 01:00	741.4	
01/10/2013 02:00	688.3	
01/10/2013 03:00	766.4	
01/10/2013 04:00	895.2	
01/10/2013 05:00	896.2	
01/10/2013 06:00	1235.7	
01/10/2013 07:00	1214.3	
01/10/2013 08:00	1084.3	
01/10/2013 09:00	1000.9	
01/10/2013 10:00	1115.1	
01/10/2013 11:00	1246.2	
01/10/2013 12:00	1165.3	
01/10/2013 13:00	1037.3	
01/10/2013 14:00	1078.6	
01/10/2013 15:00	996.8	
01/10/2013 16:00	1130.9	
01/10/2013 17:00	1365.1	
01/10/2013 18:00	1203.7	
01/10/2013 19:00	1169.4	
01/10/2013 20:00	1053.7	
01/10/2013 21:00	984.8	
01/10/2013 22:00	772.9	
01/10/2013 23:00	894.8	463 1112.5
01/11/2013 00:00	834.1	
01/11/2013 01:00	686	
01/11/2013 02:00	561.9	

	Units 1&2 Combined		
Time	(Part 60 Data)	Day Count	
01/11/2013 03:00	379.1		
01/11/2013 04:00	341.6		
01/11/2013 05:00	343.4		
01/11/2013 06:00	465		
01/11/2013 07:00	442.6		
01/11/2013 08:00	532.8		
01/11/2013 09:00	465.1		
01/11/2013 10:00	563.5		
01/11/2013 11:00	492.2		
01/11/2013 12:00	464.4		
01/11/2013 13:00	517.5		
01/11/2013 14:00	436.6		
01/11/2013 15:00	502.2		
01/11/2013 16:00	483.6		
01/11/2013 17:00	416.2		
01/11/2013 18:00	497.9		
01/11/2013 19:00	471		
01/11/2013 20:00	324.8		
01/11/2013 21:00	438.3		
01/11/2013 22:00	308.6		
01/11/2013 23:00	356.1	464	1096.5
01/12/2013 00:00	332.3		
01/12/2013 01:00	362.7		
01/12/2013 02:00	366.8		
01/12/2013 03:00	344.6		
01/12/2013 04:00	379		
01/12/2013 05:00	310.8		
01/12/2013 06:00	366.7		
01/12/2013 07:00	368.8		
01/12/2013 08:00	422.4		
01/12/2013 09:00	453.3		
01/12/2013 10:00	445.5		
01/12/2013 11:00	456.8		
01/12/2013 12:00	443.4		
01/12/2013 13:00	379.5		
01/12/2013 14:00	371.7		
01/12/2013 15:00	324.6		
01/12/2013 16:00	430.4		
01/12/2013 17:00	482		
01/12/2013 18:00	408.1		
01/12/2013 19:00	424.3		
01/12/2013 20:00	388.2		
01/12/2013 21:00	408.9		
01/12/2013 22:00	312.5		
01/12/2013 23:00	357.9	465	1080.3

	Units 1&2 Combined	
Time	(Part 60 Data)	Day Count
01/13/2013 00:00	310.2	
01/13/2013 01:00	162.1	
01/13/2013 02:00	358	
01/13/2013 03:00	222.1	
01/13/2013 04:00	225.5	
01/13/2013 05:00	279.7	
01/13/2013 06:00	352.1	
01/13/2013 07:00	353	
01/13/2013 08:00	377.9	
01/13/2013 09:00	390.2	
01/13/2013 10:00	364.7	
01/13/2013 11:00	422.3	
01/13/2013 12:00	402.7	
01/13/2013 13:00	413.5	
01/13/2013 14:00	490.6	
01/13/2013 15:00	372.8	
01/13/2013 16:00	450.8	
01/13/2013 17:00	500.2	
01/13/2013 18:00	524.1	
01/13/2013 19:00	469.3	
01/13/2013 20:00	481.1	
01/13/2013 21:00	369.2	
01/13/2013 22:00	433.6	
01/13/2013 23:00	304.4	466 1054.8
01/14/2013 00:00	287.3	
01/14/2013 01:00	129.7	
01/14/2013 02:00	133.5	
01/14/2013 03:00	141.3	
01/14/2013 04:00	138.5	
01/14/2013 05:00	143.3	
01/14/2013 06:00	427.7	
01/14/2013 07:00	479	
01/14/2013 08:00	477.5	
01/14/2013 09:00	417.2	
01/14/2013 10:00	512	
01/14/2013 11:00	543.2	
01/14/2013 12:00	493.8	
01/14/2013 13:00	513.9	
01/14/2013 14:00	438.7	
01/14/2013 15:00	461.3	
01/14/2013 16:00	448.6	
01/14/2013 17:00	504.4	
01/14/2013 18:00	486.5	
01/14/2013 19:00	519.6	
01/14/2013 20:00	575.6	

Time	Units 1&2 Combined	
	(Part 60 Data)	Day Count
01/14/2013 21:00	386.9	
01/14/2013 22:00	487.4	
01/14/2013 23:00	346.4	467
01/15/2013 00:00	390	1032.0
01/15/2013 01:00	351.8	
01/15/2013 02:00	385.3	
01/15/2013 03:00	372	
01/15/2013 04:00	374.9	
01/15/2013 05:00	426.7	
01/15/2013 06:00	464.7	
01/15/2013 07:00	526.5	
01/15/2013 08:00	506.3	
01/15/2013 09:00	542.9	
01/15/2013 10:00	582.6	
01/15/2013 11:00	511.7	
01/15/2013 12:00	560.6	
01/15/2013 13:00	497.9	
01/15/2013 14:00	484.3	
01/15/2013 15:00	535.8	
01/15/2013 16:00	451.1	
01/15/2013 17:00	504.7	
01/15/2013 18:00	571.9	
01/15/2013 19:00	478.6	
01/15/2013 20:00	460.2	
01/15/2013 21:00	479.2	
01/15/2013 22:00	387.5	
01/15/2013 23:00	451.8	468
01/16/2013 00:00	377.4	1017.3
01/16/2013 01:00	349.9	
01/16/2013 02:00	404.3	
01/16/2013 03:00	366.5	
01/16/2013 04:00	386.5	
01/16/2013 05:00	391.3	
01/16/2013 06:00	476.5	
01/16/2013 07:00	398.4	
01/16/2013 08:00	486.9	
01/16/2013 09:00	369.1	
01/16/2013 10:00	456.6	
01/16/2013 11:00	424.2	
01/16/2013 12:00	402.1	
01/16/2013 13:00	334.2	
01/16/2013 14:00	354.8	
01/16/2013 15:00	388.4	
01/16/2013 16:00	392.6	
01/16/2013 17:00	415.6	

	Units 1&2 Combined		
Time	(Part 60 Data)	Day Count	
01/16/2013 18:00	476.2		
01/16/2013 19:00	427		
01/16/2013 20:00	434.8		
01/16/2013 21:00	379.9		
01/16/2013 22:00	317.4		
01/16/2013 23:00	248.5	469	1000.1
01/17/2013 00:00	272		
01/17/2013 01:00	228.3		
01/17/2013 02:00	230.9		
01/17/2013 03:00	260.8		
01/17/2013 04:00	266.6		
01/17/2013 05:00	296.9		
01/17/2013 06:00	417.5		
01/17/2013 07:00	484.4		
01/17/2013 08:00	436.9		
01/17/2013 09:00	497.9		
01/17/2013 10:00	445		
01/17/2013 11:00	741.9		
01/17/2013 12:00	1143.5		
01/17/2013 13:00	925		
01/17/2013 14:00	971.6		
01/17/2013 15:00	998.1		
01/17/2013 16:00	962.3		
01/17/2013 17:00	771.1		
01/17/2013 18:00	1118.8		
01/17/2013 19:00	1055.4		
01/17/2013 20:00	995.2		
01/17/2013 21:00	873.2		
01/17/2013 22:00	836		
01/17/2013 23:00	897.4	470	984.8
01/18/2013 00:00	907.7		
01/18/2013 01:00	836.3		
01/18/2013 02:00	886.8		
01/18/2013 03:00	917.8		
01/18/2013 04:00	932.3		
01/18/2013 05:00	891.6		
01/18/2013 06:00	1124		
01/18/2013 07:00	1107.6		
01/18/2013 08:00	897.1		
01/18/2013 09:00	1050.2		
01/18/2013 10:00	972.4		
01/18/2013 11:00	1195.1		
01/18/2013 12:00	1023.9		
01/18/2013 13:00	785.2		
01/18/2013 14:00	757.6		

	Units 1&2 Combined	
Time	(Part 60 Data)	Day Count
01/18/2013 15:00	852.2	
01/18/2013 16:00	961.8	
01/18/2013 17:00	1124.8	
01/18/2013 18:00	1073.4	
01/18/2013 19:00	898.5	
01/18/2013 20:00	847.7	
01/18/2013 21:00	819.8	
01/18/2013 22:00	772.7	
01/18/2013 23:00	811.8	471
01/19/2013 00:00	821.7	954.9
01/19/2013 01:00	869.5	
01/19/2013 02:00	952.9	
01/19/2013 03:00	882.3	
01/19/2013 04:00	790.7	
01/19/2013 05:00	955.7	
01/19/2013 06:00	1014.1	
01/19/2013 07:00	1045.8	
01/19/2013 08:00	804	
01/19/2013 09:00	892.3	
01/19/2013 10:00	1013.9	
01/19/2013 11:00	852.9	
01/19/2013 12:00	660.9	
01/19/2013 13:00	664.9	
01/19/2013 14:00	889.6	
01/19/2013 15:00	638.2	
01/19/2013 16:00	673.1	
01/19/2013 17:00	916.6	
01/19/2013 18:00	962	
01/19/2013 19:00	789.7	
01/19/2013 20:00	733.4	
01/19/2013 21:00	866.6	
01/19/2013 22:00	863.3	
01/19/2013 23:00	874.3	472
01/20/2013 00:00	592.3	877.0
01/20/2013 01:00	642.1	
01/20/2013 02:00	752.3	
01/20/2013 03:00	677.4	
01/20/2013 04:00	642	
01/20/2013 05:00	676.2	
01/20/2013 06:00	710.4	
01/20/2013 07:00	772.1	
01/20/2013 08:00	734.5	
01/20/2013 09:00	726.4	
01/20/2013 10:00	818.7	
01/20/2013 11:00	638.2	

Time	Units 1&2 Combined	
	(Part 60 Data)	Day Count
01/20/2013 12:00	698.6	
01/20/2013 13:00	829.4	
01/20/2013 14:00	705.1	
01/20/2013 15:00	687.4	
01/20/2013 16:00	755.4	
01/20/2013 17:00	819.8	
01/20/2013 18:00	963.3	
01/20/2013 19:00	808.9	
01/20/2013 20:00	747.1	
01/20/2013 21:00	757.2	
01/20/2013 22:00	927.8	
01/20/2013 23:00	1304	473
01/21/2013 00:00	863.2	847.4
01/21/2013 01:00	1039.3	
01/21/2013 02:00	956.8	
01/21/2013 03:00	1019.1	
01/21/2013 04:00	837.5	
01/21/2013 05:00	954	
01/21/2013 06:00	1056	
01/21/2013 07:00	1120.7	
01/21/2013 08:00	1054.1	
01/21/2013 09:00	1041.2	
01/21/2013 10:00	1068.5	
01/21/2013 11:00	1083.9	
01/21/2013 12:00	1029.6	
01/21/2013 13:00	1046.4	
01/21/2013 14:00	1064.3	
01/21/2013 15:00	1249.7	
01/21/2013 16:00	1488.1	
01/21/2013 17:00	1003.1	
01/21/2013 18:00	1056.1	
01/21/2013 19:00	1067.7	
01/21/2013 20:00	1004.8	
01/21/2013 21:00	1093	
01/21/2013 22:00	898.3	
01/21/2013 23:00	1016.9	474
01/22/2013 00:00	985.2	830.2
01/22/2013 01:00	935.7	
01/22/2013 02:00	1005.6	
01/22/2013 03:00	1056.4	
01/22/2013 04:00	973.8	
01/22/2013 05:00	1051.6	
01/22/2013 06:00	1011.2	
01/22/2013 07:00	1232.9	
01/22/2013 08:00	1253.9	

Time	Units 1&2 Combined	
	(Part 60 Data)	Day Count
01/22/2013 09:00	1227.3	
01/22/2013 10:00	1189.2	
01/22/2013 11:00	1167.2	
01/22/2013 12:00	942.7	
01/22/2013 13:00	781.2	
01/22/2013 14:00	781.9	
01/22/2013 15:00	595.1	
01/22/2013 16:00	344	
01/22/2013 17:00	347.9	
01/22/2013 18:00	542.6	
01/22/2013 19:00	707.7	
01/22/2013 20:00	1232.1	
01/22/2013 21:00	1341.2	
01/22/2013 22:00	1292.2	
01/22/2013 23:00	1406.5	475 819.8
01/23/2013 00:00	1271.5	
01/23/2013 01:00	1096.7	
01/23/2013 02:00	1013.6	
01/23/2013 03:00	952.2	
01/23/2013 04:00	1205	
01/23/2013 05:00	1348.1	
01/23/2013 06:00	1274.5	
01/23/2013 07:00	1136.5	
01/23/2013 08:00	1007.8	
01/23/2013 09:00	862.9	
01/23/2013 10:00	909.1	
01/23/2013 11:00	857.8	
01/23/2013 12:00	608.7	
01/23/2013 13:00	575.3	
01/23/2013 14:00	618.9	
01/23/2013 15:00	834.1	
01/23/2013 16:00	1140.3	
01/23/2013 17:00	1351.5	
01/23/2013 18:00	1409.7	
01/23/2013 19:00	1506.5	
01/23/2013 20:00	1475	
01/23/2013 21:00	1356.8	
01/23/2013 22:00	1152.2	
01/23/2013 23:00	1062.4	476 814.5
01/24/2013 00:00	917.5	
01/24/2013 01:00	916.9	
01/24/2013 02:00	941.7	
01/24/2013 03:00	1095	
01/24/2013 04:00	1090.1	
01/24/2013 05:00	1061	

Time	Units 1&2 Combined	
	(Part 60 Data)	Day Count
01/24/2013 06:00	995.1	
01/24/2013 07:00	1180.6	
01/24/2013 08:00	1359.2	
01/24/2013 09:00	1306.2	
01/24/2013 10:00	1180.3	
01/24/2013 11:00	1184.1	
01/24/2013 12:00	1070.7	
01/24/2013 13:00	1012	
01/24/2013 14:00	958.9	
01/24/2013 15:00	859.9	
01/24/2013 16:00	731.5	
01/24/2013 17:00	757.2	
01/24/2013 18:00	821.2	
01/24/2013 19:00	701.1	
01/24/2013 20:00	509.4	
01/24/2013 21:00	747.9	
01/24/2013 22:00	1136.8	
01/24/2013 23:00	922.7	477
01/25/2013 00:00	873	813.8
01/25/2013 01:00	901.1	
01/25/2013 02:00	929.9	
01/25/2013 03:00	901.1	
01/25/2013 04:00	999.8	
01/25/2013 05:00	979.1	
01/25/2013 06:00	975.9	
01/25/2013 07:00	869	
01/25/2013 08:00	807.2	
01/25/2013 09:00	1014.4	
01/25/2013 10:00	1014.2	
01/25/2013 11:00	1171.4	
01/25/2013 12:00	986	
01/25/2013 13:00	1013.1	
01/25/2013 14:00	1162.7	
01/25/2013 15:00	1046.2	
01/25/2013 16:00	946.9	
01/25/2013 17:00	808.6	
01/25/2013 18:00	737.9	
01/25/2013 19:00	730.3	
01/25/2013 20:00	890.1	
01/25/2013 21:00	977	
01/25/2013 22:00	920.1	
01/25/2013 23:00	899.9	478
01/26/2013 00:00	982.7	806.0
01/26/2013 01:00	982.1	
01/26/2013 02:00	1131.4	

	Units 1&2 Combined		
Time	(Part 60 Data)	Day Count	
01/26/2013 03:00	871.3		
01/26/2013 04:00	914.3		
01/26/2013 05:00	944.7		
01/26/2013 06:00	1013		
01/26/2013 07:00	1191.2		
01/26/2013 08:00	1168.3		
01/26/2013 09:00	1183.5		
01/26/2013 10:00	1036.3		
01/26/2013 11:00	942.1		
01/26/2013 12:00	951.2		
01/26/2013 13:00	853.6		
01/26/2013 14:00	932.6		
01/26/2013 15:00	987.4		
01/26/2013 16:00	991.1		
01/26/2013 17:00	1027.9		
01/26/2013 18:00	1087.5		
01/26/2013 19:00	1031.9		
01/26/2013 20:00	964.2		
01/26/2013 21:00	876.5		
01/26/2013 22:00	942.4		
01/26/2013 23:00	946.9	479	805.3
01/27/2013 00:00	1096.3		
01/27/2013 01:00	857.9		
01/27/2013 02:00	639.7		
01/27/2013 03:00	1163.4		
01/27/2013 04:00	1205.2		
01/27/2013 05:00	956.9		
01/27/2013 06:00	941.1		
01/27/2013 07:00	822.7		
01/27/2013 08:00	844.2		
01/27/2013 09:00	968.5		
01/27/2013 10:00	959.4		
01/27/2013 11:00	884.3		
01/27/2013 12:00	783		
01/27/2013 13:00	638.1		
01/27/2013 14:00	888.5		
01/27/2013 15:00	990.8		
01/27/2013 16:00	816.6		
01/27/2013 17:00	989.9		
01/27/2013 18:00	980.6		
01/27/2013 19:00	829.8		
01/27/2013 20:00	1032.7		
01/27/2013 21:00	869.4		
01/27/2013 22:00	689.6		
01/27/2013 23:00	676.1	480	796.7

	Units 1&2 Combined	
Time	(Part 60 Data)	Day Count
01/28/2013 00:00	846.5	
01/28/2013 01:00	904.8	
01/28/2013 02:00	778.3	
01/28/2013 03:00	751.8	
01/28/2013 04:00	596.2	
01/28/2013 05:00	598.2	
01/28/2013 06:00	707.4	
01/28/2013 07:00	688.1	
01/28/2013 08:00	713.4	
01/28/2013 09:00	649.8	
01/28/2013 10:00	704.9	
01/28/2013 11:00	678.2	
01/28/2013 12:00	698.8	
01/28/2013 13:00	658.1	
01/28/2013 14:00	719.1	
01/28/2013 15:00	644.5	
01/28/2013 16:00	707.2	
01/28/2013 17:00	717.1	
01/28/2013 18:00	663.1	
01/28/2013 19:00	673.1	
01/28/2013 20:00	726.2	
01/28/2013 21:00	598.1	
01/28/2013 22:00	632.7	
01/28/2013 23:00	549.9	481 793.8
01/29/2013 00:00	626.7	
01/29/2013 01:00	563.2	
01/29/2013 02:00	583.5	
01/29/2013 03:00	598	
01/29/2013 04:00	513.3	
01/29/2013 05:00	641.6	
01/29/2013 06:00	666	
01/29/2013 07:00	675.4	
01/29/2013 08:00	552.1	
01/29/2013 09:00	671.7	
01/29/2013 10:00	601.9	
01/29/2013 11:00	597.2	
01/29/2013 12:00	598.1	
01/29/2013 13:00	571.9	
01/29/2013 14:00	655.7	
01/29/2013 15:00	548.5	
01/29/2013 16:00	609.1	
01/29/2013 17:00	573.9	
01/29/2013 18:00	555.2	
01/29/2013 19:00	517.3	
01/29/2013 20:00	490.5	

Time	Units 1&2 Combined	
	(Part 60 Data)	Day Count
01/29/2013 21:00	375.2	
01/29/2013 22:00	312.1	
01/29/2013 23:00	329.4	482
01/30/2013 00:00	280.8	789.2
01/30/2013 01:00	194	
01/30/2013 02:00	174.3	
01/30/2013 03:00	235.8	
01/30/2013 04:00	245.2	
01/30/2013 05:00	375.6	
01/30/2013 06:00	625.6	
01/30/2013 07:00	600.2	
01/30/2013 08:00	506.9	
01/30/2013 09:00	610.2	
01/30/2013 10:00	527.8	
01/30/2013 11:00	594.4	
01/30/2013 12:00	608.7	
01/30/2013 13:00	521.8	
01/30/2013 14:00	558	
01/30/2013 15:00	546.9	
01/30/2013 16:00	470.7	
01/30/2013 17:00	543	
01/30/2013 18:00	645.2	
01/30/2013 19:00	573.2	
01/30/2013 20:00	567.4	
01/30/2013 21:00	502.5	
01/30/2013 22:00	406.7	
01/30/2013 23:00	332.6	483
01/31/2013 00:00	321.6	784.5
01/31/2013 01:00	362.6	
01/31/2013 02:00	275.1	
01/31/2013 03:00	374.4	
01/31/2013 04:00	393.8	
01/31/2013 05:00	487.5	
01/31/2013 06:00	763.7	
01/31/2013 07:00	756.1	
01/31/2013 08:00	675.9	
01/31/2013 09:00	614.6	
01/31/2013 10:00	905.7	
01/31/2013 11:00	1177	
01/31/2013 12:00	818.9	
01/31/2013 13:00	536.9	
01/31/2013 14:00	463.1	
01/31/2013 15:00	647.2	
01/31/2013 16:00	763.4	
01/31/2013 17:00	1073.9	

	Units 1&2 Combined			
Time	(Part 60 Data)	Day Count		
01/31/2013 18:00	821.8			
01/31/2013 19:00	745			
01/31/2013 20:00	963.8			
01/31/2013 21:00	864.8			
01/31/2013 22:00	880.4			
01/31/2013 23:00	842.7	484		788.6
02/01/2013 00:00	1054.6			
02/01/2013 01:00	1071.2			
02/01/2013 02:00	951.2			
02/01/2013 03:00	828.8			
02/01/2013 04:00	722.7			
02/01/2013 05:00	710.7			
02/01/2013 06:00	1017.5			
02/01/2013 07:00	1131.2			
02/01/2013 08:00	1014.2			
02/01/2013 09:00	943.6			
02/01/2013 10:00	888.6			
02/01/2013 11:00	980.3			
02/01/2013 12:00	1073.9			
02/01/2013 13:00	905			
02/01/2013 14:00	889.9			
02/01/2013 15:00	962.3			
02/01/2013 16:00	935.7			
02/01/2013 17:00	881.3			
02/01/2013 18:00	1146.2			
02/01/2013 19:00	1016.7			
02/01/2013 20:00	1014.6			
02/01/2013 21:00	1000.1			
02/01/2013 22:00	995.9			
02/01/2013 23:00	997.6	485		799.2
02/02/2013 00:00	945.3			
02/02/2013 01:00	979.1			
02/02/2013 02:00	995.9			
02/02/2013 03:00	1068			
02/02/2013 04:00	1000.2			
02/02/2013 05:00	959.7			
02/02/2013 06:00	828			
02/02/2013 07:00	723.9			
02/02/2013 08:00	748.3			
02/02/2013 09:00	833			
02/02/2013 10:00	972.7			
02/02/2013 11:00	1034.6			
02/02/2013 12:00	1034.4			
02/02/2013 13:00	934.3			
02/02/2013 14:00	952.1			

Time	Units 1&2 Combined	
	(Part 60 Data)	Day Count
02/02/2013 15:00	1073	
02/02/2013 16:00	1177.4	
02/02/2013 17:00	1117.4	
02/02/2013 18:00	1005.5	
02/02/2013 19:00	1038.2	
02/02/2013 20:00	1033.4	
02/02/2013 21:00	1031.5	
02/02/2013 22:00	960.8	
02/02/2013 23:00	973.9	486
02/03/2013 00:00	1001.4	800.7
02/03/2013 01:00	830.2	
02/03/2013 02:00	741.8	
02/03/2013 03:00	1090.3	
02/03/2013 04:00	1076.8	
02/03/2013 05:00	880.1	
02/03/2013 06:00	966.9	
02/03/2013 07:00	997.2	
02/03/2013 08:00	1240.4	
02/03/2013 09:00	1023.7	
02/03/2013 10:00	974.9	
02/03/2013 11:00	897.9	
02/03/2013 12:00	929	
02/03/2013 13:00	1107.2	
02/03/2013 14:00	1042.5	
02/03/2013 15:00	1024.5	
02/03/2013 16:00	998.1	
02/03/2013 17:00	1089.4	
02/03/2013 18:00	1218.7	
02/03/2013 19:00	1113	
02/03/2013 20:00	1016.9	
02/03/2013 21:00	1026.3	
02/03/2013 22:00	898.1	
02/03/2013 23:00	969.6	487
02/04/2013 00:00	1033.1	803.7
02/04/2013 01:00	905.5	
02/04/2013 02:00	990.3	
02/04/2013 03:00	1006	
02/04/2013 04:00	944.4	
02/04/2013 05:00	971.1	
02/04/2013 06:00	1189.5	
02/04/2013 07:00	1166.1	
02/04/2013 08:00	1035.6	
02/04/2013 09:00	1089.1	
02/04/2013 10:00	1034.1	
02/04/2013 11:00	1084.3	

Time	Units 1&2 Combined	
	(Part 60 Data)	Day Count
02/04/2013 12:00	1142.5	
02/04/2013 13:00	1103.8	
02/04/2013 14:00	1069.3	
02/04/2013 15:00	1092.8	
02/04/2013 16:00	1078.4	
02/04/2013 17:00	965.6	
02/04/2013 18:00	858.4	
02/04/2013 19:00	964.7	
02/04/2013 20:00	1043.6	
02/04/2013 21:00	1023.4	
02/04/2013 22:00	845.2	
02/04/2013 23:00	687.8	488
02/05/2013 00:00	854.5	802.0
02/05/2013 01:00	990.2	
02/05/2013 02:00	921.4	
02/05/2013 03:00	983.6	
02/05/2013 04:00	981.6	
02/05/2013 05:00	995.1	
02/05/2013 06:00	1082.7	
02/05/2013 07:00	1235.2	
02/05/2013 08:00	1122.4	
02/05/2013 09:00	1100.9	
02/05/2013 10:00	1048.6	
02/05/2013 11:00	1129.6	
02/05/2013 12:00	1145.3	
02/05/2013 13:00	1156	
02/05/2013 14:00	1043.1	
02/05/2013 15:00	1065.5	
02/05/2013 16:00	1221.7	
02/05/2013 17:00	1196.4	
02/05/2013 18:00	1145.7	
02/05/2013 19:00	1112.3	
02/05/2013 20:00	1116.3	
02/05/2013 21:00	1220.5	
02/05/2013 22:00	1260.2	
02/05/2013 23:00	1009.2	489
02/06/2013 00:00	979.6	804.9
02/06/2013 01:00	1383.3	
02/06/2013 02:00	985.3	
02/06/2013 03:00	1157.1	
02/06/2013 04:00	1001.6	
02/06/2013 05:00	1091.5	
02/06/2013 06:00	1602	
02/06/2013 07:00	1399.3	
02/06/2013 08:00	1245.4	

Time	Units 1&2 Combined	
	(Part 60 Data)	Day Count
02/06/2013 09:00	1205.1	
02/06/2013 10:00	717.4	
02/06/2013 11:00	670.6	
02/06/2013 12:00	864.1	
02/06/2013 13:00	1086.9	
02/06/2013 14:00	917.3	
02/06/2013 15:00	908	
02/06/2013 16:00	548.2	
02/06/2013 17:00	726.3	
02/06/2013 18:00	1309.9	
02/06/2013 19:00	794.8	
02/06/2013 20:00	772.4	
02/06/2013 21:00	1245	
02/06/2013 22:00	713.6	
02/06/2013 23:00	343.5	490 806.4
02/07/2013 00:00	607.9	
02/07/2013 01:00	822.5	
02/07/2013 02:00	1052.5	
02/07/2013 03:00	787.9	
02/07/2013 04:00	688.2	
02/07/2013 05:00	714.5	
02/07/2013 06:00	641.5	
02/07/2013 07:00	640	
02/07/2013 08:00	623.5	
02/07/2013 09:00	509.8	
02/07/2013 10:00	360.1	
02/07/2013 11:00	382	
02/07/2013 12:00	497.3	
02/07/2013 13:00	867.3	
02/07/2013 14:00	605.4	
02/07/2013 15:00	504.9	
02/07/2013 16:00	571.8	
02/07/2013 17:00	576.7	
02/07/2013 18:00	641.7	
02/07/2013 19:00	598.9	
02/07/2013 20:00	549.1	
02/07/2013 21:00	591.2	
02/07/2013 22:00	367	
02/07/2013 23:00	308.7	491 790.6
02/08/2013 00:00	428.1	
02/08/2013 01:00	580.3	
02/08/2013 02:00	500.3	
02/08/2013 03:00	493	
02/08/2013 04:00	487.9	
02/08/2013 05:00	499.8	

	Units 1&2 Combined	
Time	(Part 60 Data)	Day Count
02/08/2013 06:00	678.9	
02/08/2013 07:00	761.8	
02/08/2013 08:00	622.8	
02/08/2013 09:00	513.9	
02/08/2013 10:00	292.7	
02/08/2013 11:00	417.4	
02/08/2013 12:00	662.5	
02/08/2013 13:00	705.7	
02/08/2013 14:00	551.4	
02/08/2013 15:00	625.6	
02/08/2013 16:00	548.3	
02/08/2013 17:00	528.3	
02/08/2013 18:00	592.9	
02/08/2013 19:00	648.4	
02/08/2013 20:00	620.1	
02/08/2013 21:00	605.4	
02/08/2013 22:00	548.1	
02/08/2013 23:00	567.1	492
02/09/2013 00:00	668.7	775.7
02/09/2013 01:00	682.7	
02/09/2013 02:00	687.7	
02/09/2013 03:00	578.6	
02/09/2013 04:00	483.7	
02/09/2013 05:00	569.7	
02/09/2013 06:00	705.2	
02/09/2013 07:00	572.1	
02/09/2013 08:00	437	
02/09/2013 09:00	435.4	
02/09/2013 10:00	547.3	
02/09/2013 11:00	601.9	
02/09/2013 12:00	692.3	
02/09/2013 13:00	663.7	
02/09/2013 14:00	417.3	
02/09/2013 15:00	642.4	
02/09/2013 16:00	532.8	
02/09/2013 17:00	618.2	
02/09/2013 18:00	568.4	
02/09/2013 19:00	560.8	
02/09/2013 20:00	641.6	
02/09/2013 21:00	663	
02/09/2013 22:00	653.8	
02/09/2013 23:00	529.1	493
02/10/2013 00:00	504.2	761.3
02/10/2013 01:00	337.5	
02/10/2013 02:00	191.4	

	Units 1&2 Combined		
Time	(Part 60 Data)	Day Count	
02/10/2013 03:00	644.6		
02/10/2013 04:00	1026		
02/10/2013 05:00	809.8		
02/10/2013 06:00	588.3		
02/10/2013 07:00	450.5		
02/10/2013 08:00	587.5		
02/10/2013 09:00	661.4		
02/10/2013 10:00	838.5		
02/10/2013 11:00	878.5		
02/10/2013 12:00	647		
02/10/2013 13:00	413.3		
02/10/2013 14:00	419.7		
02/10/2013 15:00	652.5		
02/10/2013 16:00	757.2		
02/10/2013 17:00	782.2		
02/10/2013 18:00	797.8		
02/10/2013 19:00	690.2		
02/10/2013 20:00	626.6		
02/10/2013 21:00	402.4		
02/10/2013 22:00	405.5		
02/10/2013 23:00	391.1	494	765.8
02/11/2013 00:00	573.1		
02/11/2013 01:00	571.2		
02/11/2013 02:00	457.1		
02/11/2013 03:00	413.9		
02/11/2013 04:00	596.7		
02/11/2013 05:00	635.8		
02/11/2013 06:00	658.3		
02/11/2013 07:00	916.6		
02/11/2013 08:00	790.4		
02/11/2013 09:00	585		
02/11/2013 10:00	738.2		
02/11/2013 11:00	757.3		
02/11/2013 12:00	735.7		
02/11/2013 13:00	592.8		
02/11/2013 14:00	685.5		
02/11/2013 15:00	641.6		
02/11/2013 16:00	721.7		
02/11/2013 17:00	766.9		
02/11/2013 18:00	919.6		
02/11/2013 19:00	762.6		
02/11/2013 20:00	668.3		
02/11/2013 21:00	496		
02/11/2013 22:00	487		
02/11/2013 23:00	621	495	774.7

	Units 1&2 Combined	
Time	(Part 60 Data)	Day Count
02/12/2013 00:00	615.4	
02/12/2013 01:00	485.7	
02/12/2013 02:00	535.9	
02/12/2013 03:00	505.7	
02/12/2013 04:00	523.1	
02/12/2013 05:00	686.8	
02/12/2013 06:00	661	
02/12/2013 07:00	631.5	
02/12/2013 08:00	849	
02/12/2013 09:00	667.8	
02/12/2013 10:00	518.7	
02/12/2013 11:00	491.6	
02/12/2013 12:00	488.8	
02/12/2013 13:00	384	
02/12/2013 14:00	343.1	
02/12/2013 15:00	315.7	
02/12/2013 16:00	275.3	
02/12/2013 17:00	359.9	
02/12/2013 18:00	840.1	
02/12/2013 19:00	1098.8	
02/12/2013 20:00	915.3	
02/12/2013 21:00	765.6	
02/12/2013 22:00	554.4	
02/12/2013 23:00	451.5	496 781.6
02/13/2013 00:00	357.9	
02/13/2013 01:00	381.3	
02/13/2013 02:00	418	
02/13/2013 03:00	433.4	
02/13/2013 04:00	465.1	
02/13/2013 05:00	574.2	
02/13/2013 06:00	1035.3	
02/13/2013 07:00	1100.7	
02/13/2013 08:00	1064.6	
02/13/2013 09:00	1118.5	
02/13/2013 10:00	934.2	
02/13/2013 11:00	1221.6	
02/13/2013 12:00	1139.7	
02/13/2013 13:00	854.4	
02/13/2013 14:00	542.4	
02/13/2013 15:00	573.7	
02/13/2013 16:00	784.4	
02/13/2013 17:00	777.3	
02/13/2013 18:00	733	
02/13/2013 19:00	714.4	
02/13/2013 20:00	661.4	

Time	Units 1&2 Combined	
	(Part 60 Data)	Day Count
02/13/2013 21:00	643.9	
02/13/2013 22:00	599.8	
02/13/2013 23:00	526.7	497
02/14/2013 00:00	757.5	792.9
02/14/2013 01:00	907	
02/14/2013 02:00	604.2	
02/14/2013 03:00	638.3	
02/14/2013 04:00	799.8	
02/14/2013 05:00	840	
02/14/2013 06:00	743.9	
02/14/2013 07:00	800.3	
02/14/2013 08:00	740.4	
02/14/2013 09:00	705.2	
02/14/2013 10:00	721.2	
02/14/2013 11:00	811.4	
02/14/2013 12:00	594	
02/14/2013 13:00	414.2	
02/14/2013 14:00	599	
02/14/2013 15:00	808.6	
02/14/2013 16:00	736.6	
02/14/2013 17:00	477.3	
02/14/2013 18:00	818.5	
02/14/2013 19:00	1047.5	
02/14/2013 20:00	952.8	
02/14/2013 21:00	738.6	
02/14/2013 22:00	448.8	
02/14/2013 23:00	420	498
02/15/2013 00:00	698.5	801.0
02/15/2013 01:00	813.9	
02/15/2013 02:00	559.3	
02/15/2013 03:00	671.8	
02/15/2013 04:00	706.2	
02/15/2013 05:00	777.6	
02/15/2013 06:00	888.4	
02/15/2013 07:00	709.5	
02/15/2013 08:00	685.9	
02/15/2013 09:00	712.3	
02/15/2013 10:00	735.2	
02/15/2013 11:00	830.5	
02/15/2013 12:00	570.1	
02/15/2013 13:00	665.5	
02/15/2013 14:00	798.4	
02/15/2013 15:00	687.1	
02/15/2013 16:00	842.9	
02/15/2013 17:00	607.6	

	Units 1&2 Combined		
Time	(Part 60 Data)	Day Count	
02/15/2013 18:00	722.5		
02/15/2013 19:00	953.9		
02/15/2013 20:00	804.5		
02/15/2013 21:00	634.9		
02/15/2013 22:00	374.7		
02/15/2013 23:00	418.5	499	811.3
02/16/2013 00:00	807		
02/16/2013 01:00	602.2		
02/16/2013 02:00	592.8		
02/16/2013 03:00	575.6		
02/16/2013 04:00	650.6		
02/16/2013 05:00	640.6		
02/16/2013 06:00	661.8		
02/16/2013 07:00	615.9		
02/16/2013 08:00	721.6		
02/16/2013 09:00	631.6		
02/16/2013 10:00	628.1		
02/16/2013 11:00	622.7		
02/16/2013 12:00	714.3		
02/16/2013 13:00	596.3		
02/16/2013 14:00	715.8		
02/16/2013 15:00	582.3		
02/16/2013 16:00	676.8		
02/16/2013 17:00	600.2		
02/16/2013 18:00	543.2		
02/16/2013 19:00	593.7		
02/16/2013 20:00	612.7		
02/16/2013 21:00	547		
02/16/2013 22:00	611.4		
02/16/2013 23:00	549.6	500	809.9
02/17/2013 00:00	564.6		
02/17/2013 01:00	430.9		
02/17/2013 02:00	656.4		
02/17/2013 03:00	818.3		
02/17/2013 04:00	550.8		
02/17/2013 05:00	508.3		
02/17/2013 06:00	515.8		
02/17/2013 07:00	664.9		
02/17/2013 08:00	877.3		
02/17/2013 09:00	643		
02/17/2013 10:00	476.8		
02/17/2013 11:00	547.9		
02/17/2013 12:00	622.4		
02/17/2013 13:00	705.7		
02/17/2013 14:00	665.4		

	Units 1&2 Combined	
Time	(Part 60 Data)	Day Count
02/17/2013 15:00	680.4	
02/17/2013 16:00	551	
02/17/2013 17:00	630.8	
02/17/2013 18:00	667.1	
02/17/2013 19:00	626.9	
02/17/2013 20:00	427.9	
02/17/2013 21:00	727.8	
02/17/2013 22:00	668	
02/17/2013 23:00	682.8	501 799.4
02/18/2013 00:00	654.4	
02/18/2013 01:00	646.4	
02/18/2013 02:00	676.8	
02/18/2013 03:00	677.6	
02/18/2013 04:00	674.3	
02/18/2013 05:00	736.1	
02/18/2013 06:00	722.2	
02/18/2013 07:00	692.5	
02/18/2013 08:00	671	
02/18/2013 09:00	705.8	
02/18/2013 10:00	766.7	
02/18/2013 11:00	780.8	
02/18/2013 12:00	705.5	
02/18/2013 13:00	681.8	
02/18/2013 14:00	701.7	
02/18/2013 15:00	705.3	
02/18/2013 16:00	694.3	
02/18/2013 17:00	835.1	
02/18/2013 18:00	836.5	
02/18/2013 19:00	845.3	
02/18/2013 20:00	728.5	
02/18/2013 21:00	583.7	
02/18/2013 22:00	555.5	
02/18/2013 23:00	508.8	502 794.3
02/19/2013 00:00	723.8	
02/19/2013 01:00	633.5	
02/19/2013 02:00	539.6	
02/19/2013 03:00	539.2	
02/19/2013 04:00	585.7	
02/19/2013 05:00	763.5	
02/19/2013 06:00	818.4	
02/19/2013 07:00	685.7	
02/19/2013 08:00	708.2	
02/19/2013 09:00	858.9	
02/19/2013 10:00	842	
02/19/2013 11:00	790.8	

	Units 1&2 Combined	
Time	(Part 60 Data)	Day Count
02/19/2013 12:00	747.1	
02/19/2013 13:00	796.5	
02/19/2013 14:00	860.7	
02/19/2013 15:00	856	
02/19/2013 16:00	819.3	
02/19/2013 17:00	795.2	
02/19/2013 18:00	878.7	
02/19/2013 19:00	806.8	
02/19/2013 20:00	743.2	
02/19/2013 21:00	761.8	
02/19/2013 22:00	672.7	
02/19/2013 23:00	733.9	503 793.7
02/20/2013 00:00	800.9	
02/20/2013 01:00	761.4	
02/20/2013 02:00	727.9	
02/20/2013 03:00	738.4	
02/20/2013 04:00	734.5	
02/20/2013 05:00	879.4	
02/20/2013 06:00	892.2	
02/20/2013 07:00	767.5	
02/20/2013 08:00	745.4	
02/20/2013 09:00	739.7	
02/20/2013 10:00	751.9	
02/20/2013 11:00	802.2	
02/20/2013 12:00	812.3	
02/20/2013 13:00	903.5	
02/20/2013 14:00	1028.2	
02/20/2013 15:00	1070	
02/20/2013 16:00	839.2	
02/20/2013 17:00	689	
02/20/2013 18:00	707.1	
02/20/2013 19:00	736	
02/20/2013 20:00	682.3	
02/20/2013 21:00	733.1	
02/20/2013 22:00	793.8	
02/20/2013 23:00	770.2	504 785.4
02/21/2013 00:00	708.6	
02/21/2013 01:00	723.7	
02/21/2013 02:00	725.4	
02/21/2013 03:00	789.9	
02/21/2013 04:00	819.5	
02/21/2013 05:00	765.6	
02/21/2013 06:00	758	
02/21/2013 07:00	747.6	
02/21/2013 08:00	761.7	

Time	Units 1&2 Combined	
	(Part 60 Data)	Day Count
02/21/2013 09:00	795.4	
02/21/2013 10:00	795.5	
02/21/2013 11:00	835.9	
02/21/2013 12:00	821.1	
02/21/2013 13:00	794.2	
02/21/2013 14:00	756	
02/21/2013 15:00	764.4	
02/21/2013 16:00	718.7	
02/21/2013 17:00	681.5	
02/21/2013 18:00	856.5	
02/21/2013 19:00	854.4	
02/21/2013 20:00	789.8	
02/21/2013 21:00	736.4	
02/21/2013 22:00	686.5	
02/21/2013 23:00	647.3	505
02/22/2013 00:00	537.2	778.4
02/22/2013 01:00	842.8	
02/22/2013 02:00	672.3	
02/22/2013 03:00	661.3	
02/22/2013 04:00	638.7	
02/22/2013 05:00	551.2	
02/22/2013 06:00	926.6	
02/22/2013 07:00	835.3	
02/22/2013 08:00	679.3	
02/22/2013 09:00	703.2	
02/22/2013 10:00	701.8	
02/22/2013 11:00	729.9	
02/22/2013 12:00	717	
02/22/2013 13:00	667.2	
02/22/2013 14:00	702.7	
02/22/2013 15:00	749.4	
02/22/2013 16:00	581	
02/22/2013 17:00	554.9	
02/22/2013 18:00	897.7	
02/22/2013 19:00	889.2	
02/22/2013 20:00	740.3	
02/22/2013 21:00	642.6	
02/22/2013 22:00	586.7	
02/22/2013 23:00	445.3	506
02/23/2013 00:00	608.9	765.3
02/23/2013 01:00	824.1	
02/23/2013 02:00	676.3	
02/23/2013 03:00	559	
02/23/2013 04:00	594.9	
02/23/2013 05:00	634.5	

Time	Units 1&2 Combined	
	(Part 60 Data)	Day Count
02/23/2013 06:00	629.2	
02/23/2013 07:00	859.7	
02/23/2013 08:00	716.8	
02/23/2013 09:00	705.5	
02/23/2013 10:00	727	
02/23/2013 11:00	739.6	
02/23/2013 12:00	658.7	
02/23/2013 13:00	475.8	
02/23/2013 14:00	457.1	
02/23/2013 15:00	523.9	
02/23/2013 16:00	606.3	
02/23/2013 17:00	622.6	
02/23/2013 18:00	755.6	
02/23/2013 19:00	750.1	
02/23/2013 20:00	638.8	
02/23/2013 21:00	524.2	
02/23/2013 22:00	415.9	
02/23/2013 23:00	473.8	507
02/24/2013 00:00	715.1	753.8
02/24/2013 01:00	378.5	
02/24/2013 02:00	644.2	
02/24/2013 03:00	535.1	
02/24/2013 04:00	496.3	
02/24/2013 05:00	459.5	
02/24/2013 06:00	501.1	
02/24/2013 07:00	724.2	
02/24/2013 08:00	548.3	
02/24/2013 09:00	610.5	
02/24/2013 10:00	625.5	
02/24/2013 11:00	462	
02/24/2013 12:00	479.3	
02/24/2013 13:00	373.7	
02/24/2013 14:00	392.4	
02/24/2013 15:00	531.6	
02/24/2013 16:00	463.6	
02/24/2013 17:00	575.8	
02/24/2013 18:00	759.4	
02/24/2013 19:00	744	
02/24/2013 20:00	681.1	
02/24/2013 21:00	625.8	
02/24/2013 22:00	594.4	
02/24/2013 23:00	576	508
02/25/2013 00:00	628.7	741.3
02/25/2013 01:00	707.3	
02/25/2013 02:00	719.2	

	Units 1&2 Combined		
Time	(Part 60 Data)	Day Count	
02/25/2013 03:00	591		
02/25/2013 04:00	687.4		
02/25/2013 05:00	730		
02/25/2013 06:00	840.4		
02/25/2013 07:00	707.1		
02/25/2013 08:00	643.5		
02/25/2013 09:00	606.4		
02/25/2013 10:00	645.5		
02/25/2013 11:00	550.4		
02/25/2013 12:00	564.2		
02/25/2013 13:00	368.7		
02/25/2013 14:00	271.2		
02/25/2013 15:00	168.5		
02/25/2013 16:00	129.4		
02/25/2013 17:00	180.9		
02/25/2013 18:00	251.9		
02/25/2013 19:00	275.1		
02/25/2013 20:00	336.8		
02/25/2013 21:00	965.8		
02/25/2013 22:00	804.1		
02/25/2013 23:00	511	509	725.9
02/26/2013 00:00	1115		
02/26/2013 01:00	912.4		
02/26/2013 02:00	1054.3		
02/26/2013 03:00	884.8		
02/26/2013 04:00	853.1		
02/26/2013 05:00	818.8		
02/26/2013 06:00	1155.7		
02/26/2013 07:00	1278.3		
02/26/2013 08:00	1007.8		
02/26/2013 09:00	879.3		
02/26/2013 10:00	840.3		
02/26/2013 11:00	852.6		
02/26/2013 12:00	842.9		
02/26/2013 13:00	10772.6		
02/26/2013 14:00	2106.4		
02/26/2013 15:00	1705		
02/26/2013 16:00	1092		
02/26/2013 17:00	954.2		
02/26/2013 18:00	816.1		
02/26/2013 19:00	734.2		
02/26/2013 20:00	738.3		
02/26/2013 21:00	793.5		
02/26/2013 22:00	608.3		
02/26/2013 23:00	514.5	510	742.3

	Units 1&2 Combined	
Time	(Part 60 Data)	Day Count
02/27/2013 00:00	775.3	
02/27/2013 01:00	721.1	
02/27/2013 02:00	615.2	
02/27/2013 03:00	590.6	
02/27/2013 04:00	673	
02/27/2013 05:00	687.6	
02/27/2013 06:00	960.6	
02/27/2013 07:00	833	
02/27/2013 08:00	699.3	
02/27/2013 09:00	672.3	
02/27/2013 10:00	709.4	
02/27/2013 11:00	826.9	
02/27/2013 12:00	872.7	
02/27/2013 13:00	672.3	
02/27/2013 14:00	713.2	
02/27/2013 15:00	585.9	
02/27/2013 16:00	511.4	
02/27/2013 17:00	541.6	
02/27/2013 18:00	366.4	
02/27/2013 19:00	296.1	
02/27/2013 20:00	299.6	
02/27/2013 21:00	293.2	
02/27/2013 22:00	96.2	
02/27/2013 23:00	41.1	511 738.7
02/28/2013 00:00	32.4	
02/28/2013 01:00	27.2	
02/28/2013 02:00	26.6	
02/28/2013 03:00	42.5	
02/28/2013 04:00	33	
02/28/2013 05:00	86.6	
02/28/2013 06:00	228.3	
02/28/2013 07:00	207.4	
02/28/2013 08:00	387.5	
02/28/2013 09:00	814.8	
02/28/2013 10:00	1002.3	
02/28/2013 11:00	1033.9	
02/28/2013 12:00	1110.3	
02/28/2013 13:00	1131.9	
02/28/2013 14:00	1082.7	
02/28/2013 15:00	845.6	
02/28/2013 16:00	1182.3	
02/28/2013 17:00	1246.6	
02/28/2013 18:00	1002.3	
02/28/2013 19:00	920.1	
02/28/2013 20:00	945.8	

Time	Units 1&2 Combined	
	(Part 60 Data)	Day Count
02/28/2013 21:00	890.1	
02/28/2013 22:00	722.2	
02/28/2013 23:00	421.6	512 741.5
03/01/2013 00:00	454.9	
03/01/2013 01:00	526.5	
03/01/2013 02:00	489.2	
03/01/2013 03:00	431.3	
03/01/2013 04:00	462	
03/01/2013 05:00	526	
03/01/2013 06:00	826.7	
03/01/2013 07:00	722.8	
03/01/2013 08:00	692.6	
03/01/2013 09:00	664.5	
03/01/2013 10:00	605.9	
03/01/2013 11:00	597.4	
03/01/2013 12:00	646.1	
03/01/2013 13:00	722	
03/01/2013 14:00	770.2	
03/01/2013 15:00	748.9	
03/01/2013 16:00	689.7	
03/01/2013 17:00	632.8	
03/01/2013 18:00	677.8	
03/01/2013 19:00	702	
03/01/2013 20:00	771.4	
03/01/2013 21:00	754.9	
03/01/2013 22:00	610.6	
03/01/2013 23:00	699.3	513 747.3
03/02/2013 00:00	692.3	
03/02/2013 01:00	823.8	
03/02/2013 02:00	774.1	
03/02/2013 03:00	624.4	
03/02/2013 04:00	498	
03/02/2013 05:00	552.5	
03/02/2013 06:00	825	
03/02/2013 07:00	847.2	
03/02/2013 08:00	734.6	
03/02/2013 09:00	693.5	
03/02/2013 10:00	709	
03/02/2013 11:00	737.7	
03/02/2013 12:00	741.6	
03/02/2013 13:00	795.5	
03/02/2013 14:00	838.3	
03/02/2013 15:00	772.6	
03/02/2013 16:00	730.8	
03/02/2013 17:00	738.2	

	Units 1&2 Combined		
Time	(Part 60 Data)	Day Count	
03/02/2013 18:00	717.9		
03/02/2013 19:00	696		
03/02/2013 20:00	688.3		
03/02/2013 21:00	699.8		
03/02/2013 22:00	804.6		
03/02/2013 23:00	816.2	514	748.7
03/03/2013 00:00	658.1		
03/03/2013 01:00	452.8		
03/03/2013 02:00	223.8		
03/03/2013 03:00	689.5		
03/03/2013 04:00	1044		
03/03/2013 05:00	863.5		
03/03/2013 06:00	682		
03/03/2013 07:00	661.1		
03/03/2013 08:00	724.9		
03/03/2013 09:00	797		
03/03/2013 10:00	765.6		
03/03/2013 11:00	700.3		
03/03/2013 12:00	747		
03/03/2013 13:00	811.1		
03/03/2013 14:00	835.4		
03/03/2013 15:00	761.8		
03/03/2013 16:00	675.7		
03/03/2013 17:00	539.6		
03/03/2013 18:00	805.9		
03/03/2013 19:00	855.8		
03/03/2013 20:00	672.7		
03/03/2013 21:00	586.2		
03/03/2013 22:00	608.1		
03/03/2013 23:00	679.8	515	740.0
03/04/2013 00:00	602.4		
03/04/2013 01:00	587.4		
03/04/2013 02:00	407.6		
03/04/2013 03:00	391		
03/04/2013 04:00	312.6		
03/04/2013 05:00	211.4		
03/04/2013 06:00	229.4		
03/04/2013 07:00	358.3		
03/04/2013 08:00	807.7		
03/04/2013 09:00	959.8		
03/04/2013 10:00	858.4		
03/04/2013 11:00	1108.8		
03/04/2013 12:00	834.8		
03/04/2013 13:00	757.1		
03/04/2013 14:00	653.6		

	Units 1&2 Combined	
Time	(Part 60 Data)	Day Count
03/04/2013 15:00	514.3	
03/04/2013 16:00	628.1	
03/04/2013 17:00	589.9	
03/04/2013 18:00	669.1	
03/04/2013 19:00	710.9	
03/04/2013 20:00	611.1	
03/04/2013 21:00	624.5	
03/04/2013 22:00	564.9	
03/04/2013 23:00	691.6	516 727.9
03/05/2013 00:00	650.4	
03/05/2013 01:00	616.8	
03/05/2013 02:00	632.2	
03/05/2013 03:00	620	
03/05/2013 04:00	759.6	
03/05/2013 05:00	836.3	
03/05/2013 06:00	724.1	
03/05/2013 07:00	642.4	
03/05/2013 08:00	640.5	
03/05/2013 09:00	726.6	
03/05/2013 10:00	783.3	
03/05/2013 11:00	780.9	
03/05/2013 12:00	674.9	
03/05/2013 13:00	526.2	
03/05/2013 14:00	752.7	
03/05/2013 15:00	828	
03/05/2013 16:00	1071.6	
03/05/2013 17:00	840.7	
03/05/2013 18:00	360	
03/05/2013 19:00	271.8	
03/05/2013 20:00	276.2	
03/05/2013 21:00	416.9	
03/05/2013 22:00	381	
03/05/2013 23:00	240	517 715.2
03/06/2013 00:00	290.1	
03/06/2013 01:00	359.6	
03/06/2013 02:00	327.5	
03/06/2013 03:00	286.9	
03/06/2013 04:00	247.7	
03/06/2013 05:00	325.1	
03/06/2013 06:00	271.3	
03/06/2013 07:00	315.7	
03/06/2013 08:00	306.7	
03/06/2013 09:00	310.7	
03/06/2013 10:00	318.5	
03/06/2013 11:00	317	

	Units 1&2 Combined		
Time	(Part 60 Data)	Day Count	
03/06/2013 12:00	306.8		
03/06/2013 13:00	243.5		
03/06/2013 14:00	361.5		
03/06/2013 15:00	414.8		
03/06/2013 16:00	466.5		
03/06/2013 17:00	498.5		
03/06/2013 18:00	518.7		
03/06/2013 19:00	517.2		
03/06/2013 20:00	523.5		
03/06/2013 21:00	544.2		
03/06/2013 22:00	542.8		
03/06/2013 23:00	440.3	518	694.0
03/07/2013 00:00	489.8		
03/07/2013 01:00	566		
03/07/2013 02:00	412		
03/07/2013 03:00	500.3		
03/07/2013 04:00	604.7		
03/07/2013 05:00	543.4		
03/07/2013 06:00	863.7		
03/07/2013 07:00	682.9		
03/07/2013 08:00	626.1		
03/07/2013 09:00	597.4		
03/07/2013 10:00	554.6		
03/07/2013 11:00	542.7		
03/07/2013 12:00	525.2		
03/07/2013 13:00	559		
03/07/2013 14:00	372.3		
03/07/2013 15:00	519		
03/07/2013 16:00	969		
03/07/2013 17:00	697.4		
03/07/2013 18:00	506.1		
03/07/2013 19:00	706.9		
03/07/2013 20:00	792		
03/07/2013 21:00	713.3		
03/07/2013 22:00	571.5		
03/07/2013 23:00	345.1	519	677.5
03/08/2013 00:00	323.9		
03/08/2013 01:00	494.9		
03/08/2013 02:00	666.6		
03/08/2013 03:00	681.8		
03/08/2013 04:00	744.3		
03/08/2013 05:00	834.6		
03/08/2013 06:00	723.4		
03/08/2013 07:00	653.7		
03/08/2013 08:00	614.2		

Time	Units 1&2 Combined	
	(Part 60 Data)	Day Count
03/08/2013 09:00	615.7	
03/08/2013 10:00	673.5	
03/08/2013 11:00	694.9	
03/08/2013 12:00	716.5	
03/08/2013 13:00	891	
03/08/2013 14:00	853.3	
03/08/2013 15:00	605.5	
03/08/2013 16:00	614.8	
03/08/2013 17:00	556	
03/08/2013 18:00	689.9	
03/08/2013 19:00	889.8	
03/08/2013 20:00	870.8	
03/08/2013 21:00	722.1	
03/08/2013 22:00	469.7	
03/08/2013 23:00	336.5	520
03/09/2013 00:00	578.1	666.8
03/09/2013 01:00	788.4	
03/09/2013 02:00	622.2	
03/09/2013 03:00	541.8	
03/09/2013 04:00	545.1	
03/09/2013 05:00	511.3	
03/09/2013 06:00	703.2	
03/09/2013 07:00	914	
03/09/2013 08:00	819.5	
03/09/2013 09:00	1061.4	
03/09/2013 10:00	737.8	
03/09/2013 11:00	350.8	
03/09/2013 12:00	372.1	
03/09/2013 13:00	447.8	
03/09/2013 14:00	522.1	
03/09/2013 15:00	375.3	
03/09/2013 16:00	418.2	
03/09/2013 17:00	415.3	
03/09/2013 18:00	607.2	
03/09/2013 19:00	485.6	
03/09/2013 20:00	505.1	
03/09/2013 21:00	466.1	
03/09/2013 22:00	435.2	
03/09/2013 23:00	380	521
03/10/2013 00:00	425.2	665.5
03/10/2013 01:00	509.5	
03/10/2013 02:00	407.5	
03/10/2013 03:00	406.6	
03/10/2013 04:00	522.7	
03/10/2013 05:00	509.7	

Time	Units 1&2 Combined	
	(Part 60 Data)	Day Count
03/10/2013 06:00	550.2	
03/10/2013 07:00	573.7	
03/10/2013 08:00	386.6	
03/10/2013 09:00	448.3	
03/10/2013 10:00	557.2	
03/10/2013 11:00	547.9	
03/10/2013 12:00	390.4	
03/10/2013 13:00	422.3	
03/10/2013 14:00	566	
03/10/2013 15:00	438.2	
03/10/2013 16:00	466.4	
03/10/2013 17:00	407.6	
03/10/2013 18:00	613.3	
03/10/2013 19:00	496	
03/10/2013 20:00	442.8	
03/10/2013 21:00	465	
03/10/2013 22:00	419.5	
03/10/2013 23:00	445.8	522 662.7
03/11/2013 00:00	450.6	
03/11/2013 01:00	406.2	
03/11/2013 02:00	402.5	
03/11/2013 03:00	460.1	
03/11/2013 04:00	535.1	
03/11/2013 05:00	623.1	
03/11/2013 06:00	971.3	
03/11/2013 07:00	998.5	
03/11/2013 08:00	807.5	
03/11/2013 09:00	699	
03/11/2013 10:00	737.5	
03/11/2013 11:00	719	
03/11/2013 12:00	656.6	
03/11/2013 13:00	555.5	
03/11/2013 14:00	886.6	
03/11/2013 15:00	1328.7	
03/11/2013 16:00	858.2	
03/11/2013 17:00	1219	
03/11/2013 18:00	834.9	
03/11/2013 19:00	696.3	
03/11/2013 20:00	610	
03/11/2013 21:00	458.8	
03/11/2013 22:00	249.5	
03/11/2013 23:00	191.6	523 665.7
03/12/2013 00:00	262.9	
03/12/2013 01:00	533.9	
03/12/2013 02:00	518.2	

Time	Units 1&2 Combined	
	(Part 60 Data)	Day Count
03/12/2013 03:00	435	
03/12/2013 04:00	558	
03/12/2013 05:00	638.1	
03/12/2013 06:00	768.9	
03/12/2013 07:00	811.2	
03/12/2013 08:00	706.1	
03/12/2013 09:00	576.6	
03/12/2013 10:00	598.5	
03/12/2013 11:00	636.5	
03/12/2013 12:00	726.8	
03/12/2013 13:00	692.5	
03/12/2013 14:00	588.9	
03/12/2013 15:00	755.2	
03/12/2013 16:00	673.3	
03/12/2013 17:00	733	
03/12/2013 18:00	671.1	
03/12/2013 19:00	689.5	
03/12/2013 20:00	684.1	
03/12/2013 21:00	420.4	
03/12/2013 22:00	325.5	
03/12/2013 23:00	410.6	524
03/13/2013 00:00	682.7	665.6
03/13/2013 01:00	517	
03/13/2013 02:00	443.4	
03/13/2013 03:00	681.2	
03/13/2013 04:00	557.6	
03/13/2013 05:00	769.8	
03/13/2013 06:00	850.2	
03/13/2013 07:00	760.1	
03/13/2013 08:00	650.3	
03/13/2013 09:00	627.5	
03/13/2013 10:00	649.9	
03/13/2013 11:00	699.6	
03/13/2013 12:00	731.7	
03/13/2013 13:00	545.8	
03/13/2013 14:00	459.9	
03/13/2013 15:00	508.1	
03/13/2013 16:00	909.1	
03/13/2013 17:00	850.5	
03/13/2013 18:00	698.3	
03/13/2013 19:00	597.6	
03/13/2013 20:00	584.3	
03/13/2013 21:00	534	
03/13/2013 22:00	582	
03/13/2013 23:00	564.3	525
		665.1

	Units 1&2 Combined	
Time	(Part 60 Data)	Day Count
03/14/2013 00:00	644.8	
03/14/2013 01:00	693.4	
03/14/2013 02:00	623.4	
03/14/2013 03:00	660.5	
03/14/2013 04:00	759.1	
03/14/2013 05:00	831.1	
03/14/2013 06:00	700.3	
03/14/2013 07:00	635	
03/14/2013 08:00	588.8	
03/14/2013 09:00	627.4	
03/14/2013 10:00	624.4	
03/14/2013 11:00	609.5	
03/14/2013 12:00	791.5	
03/14/2013 13:00	748.4	
03/14/2013 14:00	682	
03/14/2013 15:00	477.1	
03/14/2013 16:00	532.3	
03/14/2013 17:00	518.3	
03/14/2013 18:00	893.9	
03/14/2013 19:00	909.4	
03/14/2013 20:00	722.1	
03/14/2013 21:00	489.2	
03/14/2013 22:00	348.4	
03/14/2013 23:00	534.4	526 667.5
03/15/2013 00:00	714.1	
03/15/2013 01:00	600.8	
03/15/2013 02:00	642.1	
03/15/2013 03:00	731.6	
03/15/2013 04:00	635.7	
03/15/2013 05:00	646.5	
03/15/2013 06:00	762.7	
03/15/2013 07:00	631.3	
03/15/2013 08:00	608.2	
03/15/2013 09:00	654	
03/15/2013 10:00	636.8	
03/15/2013 11:00	522.6	
03/15/2013 12:00	634.5	
03/15/2013 13:00	599.7	
03/15/2013 14:00	558	
03/15/2013 15:00	576.1	
03/15/2013 16:00	614.4	
03/15/2013 17:00	555.2	
03/15/2013 18:00	805.1	
03/15/2013 19:00	703.6	
03/15/2013 20:00	350.9	

Time	Units 1&2 Combined	
	(Part 60 Data)	Day Count
03/15/2013 21:00	341.9	
03/15/2013 22:00	596.9	
03/15/2013 23:00	849.2	527
03/16/2013 00:00	672.9	663.7
03/16/2013 01:00	470.5	
03/16/2013 02:00	458.4	
03/16/2013 03:00	697.1	
03/16/2013 04:00	775.5	
03/16/2013 05:00	562.5	
03/16/2013 06:00	679.4	
03/16/2013 07:00	900.8	
03/16/2013 08:00	752.3	
03/16/2013 09:00	653.9	
03/16/2013 10:00	656.3	
03/16/2013 11:00	670.7	
03/16/2013 12:00	713.8	
03/16/2013 13:00	580	
03/16/2013 14:00	514.8	
03/16/2013 15:00	786.6	
03/16/2013 16:00	770.8	
03/16/2013 17:00	703.2	
03/16/2013 18:00	576.7	
03/16/2013 19:00	751.2	
03/16/2013 20:00	771.5	
03/16/2013 21:00	544.2	
03/16/2013 22:00	378.1	
03/16/2013 23:00	528.4	528
03/17/2013 00:00	718.6	661.6
03/17/2013 01:00	574.6	
03/17/2013 02:00	486	
03/17/2013 03:00	561.9	
03/17/2013 04:00	523.9	
03/17/2013 05:00	515.3	
03/17/2013 06:00	765.3	
03/17/2013 07:00	634.5	
03/17/2013 08:00	778.4	
03/17/2013 09:00	700.4	
03/17/2013 10:00	543.1	
03/17/2013 11:00	643.2	
03/17/2013 12:00	487.1	
03/17/2013 13:00	651.7	
03/17/2013 14:00	715.4	
03/17/2013 15:00	869.1	
03/17/2013 16:00	737.4	
03/17/2013 17:00	661.7	

Time	Units 1&2 Combined	
	(Part 60 Data)	Day Count
03/17/2013 18:00	638.2	
03/17/2013 19:00	604.3	
03/17/2013 20:00	602.7	
03/17/2013 21:00	663.5	
03/17/2013 22:00	606.4	
03/17/2013 23:00	768	529
03/18/2013 00:00	938.5	659.6
03/18/2013 01:00	869.9	
03/18/2013 02:00	730.2	
03/18/2013 03:00	645.3	
03/18/2013 04:00	769.7	
03/18/2013 05:00	1562.7	
03/18/2013 06:00	1155	
03/18/2013 07:00	876.3	
03/18/2013 08:00	796.9	
03/18/2013 09:00	678.8	
03/18/2013 10:00	636.2	
03/18/2013 11:00	678.7	
03/18/2013 12:00	735.5	
03/18/2013 13:00	751.1	
03/18/2013 14:00	716	
03/18/2013 15:00	679.6	
03/18/2013 16:00	623.9	
03/18/2013 17:00	629.1	
03/18/2013 18:00	642.1	
03/18/2013 19:00	714	
03/18/2013 20:00	740.6	
03/18/2013 21:00	694.2	
03/18/2013 22:00	647.7	
03/18/2013 23:00	607.4	530
03/19/2013 00:00	663.6	664.4
03/19/2013 01:00	714.7	
03/19/2013 02:00	667.6	
03/19/2013 03:00	692.8	
03/19/2013 04:00	690.2	
03/19/2013 05:00	683.6	
03/19/2013 06:00	683.9	
03/19/2013 07:00	690.8	
03/19/2013 08:00	708	
03/19/2013 09:00	694.4	
03/19/2013 10:00	713	
03/19/2013 11:00	715.7	
03/19/2013 12:00	750.5	
03/19/2013 13:00	721.6	
03/19/2013 14:00	715.8	

Time	Units 1&2 Combined	
	(Part 60 Data)	Day Count
03/19/2013 15:00	667.3	
03/19/2013 16:00	585.5	
03/19/2013 17:00	524.7	
03/19/2013 18:00	701	
03/19/2013 19:00	802.7	
03/19/2013 20:00	766.1	
03/19/2013 21:00	719.8	
03/19/2013 22:00	655.2	
03/19/2013 23:00	614.1	531
03/20/2013 00:00	503.5	666.6
03/20/2013 01:00	527.9	
03/20/2013 02:00	633.5	
03/20/2013 03:00	859.1	
03/20/2013 04:00	652.2	
03/20/2013 05:00	692.1	
03/20/2013 06:00	611.5	
03/20/2013 07:00	569	
03/20/2013 08:00	590.9	
03/20/2013 09:00	677.8	
03/20/2013 10:00	745.8	
03/20/2013 11:00	786.2	
03/20/2013 12:00	698.7	
03/20/2013 13:00	615.9	
03/20/2013 14:00	571.3	
03/20/2013 15:00	601.6	
03/20/2013 16:00	652	
03/20/2013 17:00	705.1	
03/20/2013 18:00	677.2	
03/20/2013 19:00	618.4	
03/20/2013 20:00	606	
03/20/2013 21:00	593.9	
03/20/2013 22:00	589	
03/20/2013 23:00	575.6	532
03/21/2013 00:00	588.7	664.6
03/21/2013 01:00	496.7	
03/21/2013 02:00	869.3	
03/21/2013 03:00	684	
03/21/2013 04:00	573.1	
03/21/2013 05:00	519.2	
03/21/2013 06:00	603.4	
03/21/2013 07:00	706.9	
03/21/2013 08:00	698.2	
03/21/2013 09:00	637.6	
03/21/2013 10:00	599.5	
03/21/2013 11:00	550.5	

Time	Units 1&2 Combined	
	(Part 60 Data)	Day Count
03/21/2013 12:00	616.4	
03/21/2013 13:00	645.3	
03/21/2013 14:00	761.9	
03/21/2013 15:00	663.5	
03/21/2013 16:00	620.2	
03/21/2013 17:00	593.6	
03/21/2013 18:00	569.3	
03/21/2013 19:00	639	
03/21/2013 20:00	715.1	
03/21/2013 21:00	719.1	
03/21/2013 22:00	678.1	
03/21/2013 23:00	638	533
03/22/2013 00:00	608.6	661.1
03/22/2013 01:00	602.1	
03/22/2013 02:00	676.1	
03/22/2013 03:00	708	
03/22/2013 04:00	711.8	
03/22/2013 05:00	708.8	
03/22/2013 06:00	612.6	
03/22/2013 07:00	594.7	
03/22/2013 08:00	527.5	
03/22/2013 09:00	484.2	
03/22/2013 10:00	470.1	
03/22/2013 11:00	487.5	
03/22/2013 12:00	581	
03/22/2013 13:00	845.6	
03/22/2013 14:00	735.9	
03/22/2013 15:00	510.8	
03/22/2013 16:00	448.1	
03/22/2013 17:00	478.5	
03/22/2013 18:00	488.8	
03/22/2013 19:00	564.8	
03/22/2013 20:00	668.9	
03/22/2013 21:00	865.1	
03/22/2013 22:00	357.1	
03/22/2013 23:00	297.5	534
03/23/2013 00:00	367.4	654.0
03/23/2013 01:00	488.2	
03/23/2013 02:00	574	
03/23/2013 03:00	498.1	
03/23/2013 04:00	436.5	
03/23/2013 05:00	482.4	
03/23/2013 06:00	569.8	
03/23/2013 07:00	683.5	
03/23/2013 08:00	657.8	

Time	Units 1&2 Combined	
	(Part 60 Data)	Day Count
03/23/2013 09:00	583	
03/23/2013 10:00	522.2	
03/23/2013 11:00	394.7	
03/23/2013 12:00	349.4	
03/23/2013 13:00	322.1	
03/23/2013 14:00	241	
03/23/2013 15:00	404.2	
03/23/2013 16:00	531.5	
03/23/2013 17:00	393.4	
03/23/2013 18:00	482.8	
03/23/2013 19:00	730.1	
03/23/2013 20:00	396.5	
03/23/2013 21:00	250.6	
03/23/2013 22:00	331.4	
03/23/2013 23:00	637.4	535
03/24/2013 00:00	347	644.3
03/24/2013 01:00	293.3	
03/24/2013 02:00	611.5	
03/24/2013 03:00	438.7	
03/24/2013 04:00	531.5	
03/24/2013 05:00	540.7	
03/24/2013 06:00	448	
03/24/2013 07:00	464.2	
03/24/2013 08:00	534.9	
03/24/2013 09:00	437.9	
03/24/2013 10:00	519.5	
03/24/2013 11:00	530.1	
03/24/2013 12:00	499.1	
03/24/2013 13:00	526.2	
03/24/2013 14:00	538.6	
03/24/2013 15:00	511.5	
03/24/2013 16:00	524.1	
03/24/2013 17:00	490.6	
03/24/2013 18:00	531.8	
03/24/2013 19:00	570.5	
03/24/2013 20:00	536.1	
03/24/2013 21:00	488.1	
03/24/2013 22:00	332.1	
03/24/2013 23:00	304.4	536
03/25/2013 00:00	350.2	637.2
03/25/2013 01:00	655.6	
03/25/2013 02:00	524	
03/25/2013 03:00	446.4	
03/25/2013 04:00	551	
03/25/2013 05:00	603	

	Units 1&2 Combined	
Time	(Part 60 Data)	Day Count
03/25/2013 06:00	531.4	
03/25/2013 07:00	494.2	
03/25/2013 08:00	330.1	
03/25/2013 09:00	295.1	
03/25/2013 10:00	415.3	
03/25/2013 11:00	596.7	
03/25/2013 12:00	589.5	
03/25/2013 13:00	440.6	
03/25/2013 14:00	423.3	
03/25/2013 15:00	454.7	
03/25/2013 16:00	439.7	
03/25/2013 17:00	541.8	
03/25/2013 18:00	462.6	
03/25/2013 19:00	420	
03/25/2013 20:00	393.4	
03/25/2013 21:00	398.4	
03/25/2013 22:00	529.2	
03/25/2013 23:00	523.5	537 632.0
03/26/2013 00:00	394.7	
03/26/2013 01:00	400.2	
03/26/2013 02:00	423.2	
03/26/2013 03:00	443.8	
03/26/2013 04:00	404.1	
03/26/2013 05:00	424.3	
03/26/2013 06:00	464	
03/26/2013 07:00	444.2	
03/26/2013 08:00	417.4	
03/26/2013 09:00	424	
03/26/2013 10:00	459.3	
03/26/2013 11:00	412.2	
03/26/2013 12:00	402.8	
03/26/2013 13:00	433.8	
03/26/2013 14:00	433.5	
03/26/2013 15:00	377.5	
03/26/2013 16:00	496.6	
03/26/2013 17:00	430	
03/26/2013 18:00	427.5	
03/26/2013 19:00	414.3	
03/26/2013 20:00	397.3	
03/26/2013 21:00	400.5	
03/26/2013 22:00	418.2	
03/26/2013 23:00	429.6	538 627.3
03/27/2013 00:00	417.2	
03/27/2013 01:00	427.8	
03/27/2013 02:00	439.3	

Time	Units 1&2 Combined	
	(Part 60 Data)	Day Count
03/27/2013 03:00	452.9	
03/27/2013 04:00	402.1	
03/27/2013 05:00	390.3	
03/27/2013 06:00	406.5	
03/27/2013 07:00	434.9	
03/27/2013 08:00	432.8	
03/27/2013 09:00	412.4	
03/27/2013 10:00	499.1	
03/27/2013 11:00	452.3	
03/27/2013 12:00	379.6	
03/27/2013 13:00	351	
03/27/2013 14:00	375.3	
03/27/2013 15:00	510.3	
03/27/2013 16:00	469.9	
03/27/2013 17:00	401.4	
03/27/2013 18:00	396.3	
03/27/2013 19:00	391.8	
03/27/2013 20:00	447.3	
03/27/2013 21:00	487.9	
03/27/2013 22:00	408.5	
03/27/2013 23:00	400.4	539 623.6
03/28/2013 00:00	411.5	
03/28/2013 01:00	439.6	
03/28/2013 02:00	469.7	
03/28/2013 03:00	413.2	
03/28/2013 04:00	405	
03/28/2013 05:00	475.7	
03/28/2013 06:00	482.6	
03/28/2013 07:00	452.2	
03/28/2013 08:00	483.2	
03/28/2013 09:00	597.7	
03/28/2013 10:00	470.1	
03/28/2013 11:00	390.3	
03/28/2013 12:00	358.5	
03/28/2013 13:00	464.9	
03/28/2013 14:00	626.1	
03/28/2013 15:00	494.7	
03/28/2013 16:00	394.5	
03/28/2013 17:00	427.8	
03/28/2013 18:00	456.6	
03/28/2013 19:00	459.4	
03/28/2013 20:00	530.7	
03/28/2013 21:00	506.9	
03/28/2013 22:00	337.1	
03/28/2013 23:00	253.3	540 592.3

	Units 1&2 Combined	
Time	(Part 60 Data)	Day Count
03/29/2013 00:00	400.4	
03/29/2013 01:00	470	
03/29/2013 02:00	344.9	
03/29/2013 03:00	459.7	
03/29/2013 04:00	421.6	
03/29/2013 05:00	578.1	
03/29/2013 06:00	377.6	
03/29/2013 07:00	307.5	
03/29/2013 08:00	353.6	
03/29/2013 09:00	588.8	
03/29/2013 10:00	471	
03/29/2013 11:00	346.6	
03/29/2013 12:00	339	
03/29/2013 13:00	353.1	
03/29/2013 14:00	440	
03/29/2013 15:00	361.2	
03/29/2013 16:00	331.9	
03/29/2013 17:00	401.6	
03/29/2013 18:00	364.9	
03/29/2013 19:00	491	
03/29/2013 20:00	453.4	
03/29/2013 21:00	315.3	
03/29/2013 22:00	270.5	
03/29/2013 23:00	420.9	541 586.2
03/30/2013 00:00	410.6	
03/30/2013 01:00	442	
03/30/2013 02:00	536.4	
03/30/2013 03:00	473.4	
03/30/2013 04:00	334.7	
03/30/2013 05:00	342.2	
03/30/2013 06:00	515.8	
03/30/2013 07:00	479.2	
03/30/2013 08:00	459.4	
03/30/2013 09:00	471.5	
03/30/2013 10:00	389.2	
03/30/2013 11:00	272.6	
03/30/2013 12:00	257.7	
03/30/2013 13:00	519.6	
03/30/2013 14:00	331.8	
03/30/2013 15:00	353.4	
03/30/2013 16:00	384.7	
03/30/2013 17:00	313.7	
03/30/2013 18:00	423.2	
03/30/2013 19:00	575.3	
03/30/2013 20:00	471.3	

Time	Units 1&2 Combined	
	(Part 60 Data)	Day Count
03/30/2013 21:00	360.4	
03/30/2013 22:00	223.2	
03/30/2013 23:00	190.9	542 578.0
03/31/2013 00:00	414.9	
03/31/2013 01:00	423	
03/31/2013 02:00	327.2	
03/31/2013 03:00	317.5	
03/31/2013 04:00	328.6	
03/31/2013 05:00	414.3	
03/31/2013 06:00	350.2	
03/31/2013 07:00	441.4	
03/31/2013 08:00	459.9	
03/31/2013 09:00	395	
03/31/2013 10:00	418.5	
03/31/2013 11:00	437.2	
03/31/2013 12:00	377.6	
03/31/2013 13:00	296.2	
03/31/2013 14:00	349.6	
03/31/2013 15:00	414.4	
03/31/2013 16:00	351.7	
03/31/2013 17:00	309.2	
03/31/2013 18:00	348.8	
03/31/2013 19:00	530.3	
03/31/2013 20:00	436.1	
03/31/2013 21:00	345.6	
03/31/2013 22:00	322.5	
03/31/2013 23:00	302.7	543 569.3
04/01/2013 00:00	418.9	
04/01/2013 01:00	355.5	
04/01/2013 02:00	337.2	
04/01/2013 03:00	394.1	
04/01/2013 04:00	439.4	
04/01/2013 05:00	482.4	
04/01/2013 06:00	515.8	
04/01/2013 07:00	423.3	
04/01/2013 08:00	301.7	
04/01/2013 09:00	266.5	
04/01/2013 10:00	553.5	
04/01/2013 11:00	523.8	
04/01/2013 12:00	376.1	
04/01/2013 13:00	393.3	
04/01/2013 14:00	371.6	
04/01/2013 15:00	382.2	
04/01/2013 16:00	366.9	
04/01/2013 17:00	351.1	

	Units 1&2 Combined		
Time	(Part 60 Data)	Day Count	
04/01/2013 18:00	468.4		
04/01/2013 19:00	527.5		
04/01/2013 20:00	439.5		
04/01/2013 21:00	426.9		
04/01/2013 22:00	346.9		
04/01/2013 23:00	270.3	544	558.4
04/02/2013 00:00	434.1		
04/02/2013 01:00	480.9		
04/02/2013 02:00	424.2		
04/02/2013 03:00	440.1		
04/02/2013 04:00	458		
04/02/2013 05:00	592.7		
04/02/2013 06:00	450.9		
04/02/2013 07:00	388.4		
04/02/2013 08:00	380.7		
04/02/2013 09:00	419.7		
04/02/2013 10:00	480.6		
04/02/2013 11:00	518.4		
04/02/2013 12:00	530.4		
04/02/2013 13:00	482.1		
04/02/2013 14:00	405.2		
04/02/2013 15:00	358.8		
04/02/2013 16:00	432.5		
04/02/2013 17:00	448.3		
04/02/2013 18:00	536.8		
04/02/2013 19:00	559.4		
04/02/2013 20:00	504.9		
04/02/2013 21:00	426		
04/02/2013 22:00	381.3		
04/02/2013 23:00	389.1	545	550.2
04/03/2013 00:00	360.7		
04/03/2013 01:00	537.4		
04/03/2013 02:00	609.5		
04/03/2013 03:00	489		
04/03/2013 04:00	432.9		
04/03/2013 05:00	419.6		
04/03/2013 06:00	373.6		
04/03/2013 07:00	420.3		
04/03/2013 08:00	523		
04/03/2013 09:00	544.4		
04/03/2013 10:00	491		
04/03/2013 11:00	451.4		
04/03/2013 12:00	437.8		
04/03/2013 13:00	458.1		
04/03/2013 14:00	425.3		

	Units 1&2 Combined	
Time	(Part 60 Data)	Day Count
04/03/2013 15:00	490.8	
04/03/2013 16:00	563.1	
04/03/2013 17:00	447.8	
04/03/2013 18:00	440.9	
04/03/2013 19:00	412.9	
04/03/2013 20:00	431.6	
04/03/2013 21:00	446.8	
04/03/2013 22:00	471.5	
04/03/2013 23:00	425.1	546
04/04/2013 00:00	537.7	545.2
04/04/2013 01:00	349.6	
04/04/2013 02:00	432.4	
04/04/2013 03:00	504.5	
04/04/2013 04:00	553.1	
04/04/2013 05:00	430.6	
04/04/2013 06:00	393.4	
04/04/2013 07:00	448.9	
04/04/2013 08:00	498.7	
04/04/2013 09:00	530.9	
04/04/2013 10:00	477	
04/04/2013 11:00	435.2	
04/04/2013 12:00	425.9	
04/04/2013 13:00	412.3	
04/04/2013 14:00	463.1	
04/04/2013 15:00	548.7	
04/04/2013 16:00	542.9	
04/04/2013 17:00	491.7	
04/04/2013 18:00	449.9	
04/04/2013 19:00	435.9	
04/04/2013 20:00	429.9	
04/04/2013 21:00	450.3	
04/04/2013 22:00	426.6	
04/04/2013 23:00	619	547
04/05/2013 00:00	534.5	540.0
04/05/2013 01:00	252.1	
04/05/2013 02:00	286.4	
04/05/2013 03:00	641.6	
04/05/2013 04:00	643.8	
04/05/2013 05:00	484.1	
04/05/2013 06:00	428.7	
04/05/2013 07:00	447.6	
04/05/2013 08:00	476.1	
04/05/2013 09:00	476.3	
04/05/2013 10:00	445.9	
04/05/2013 11:00	432.1	

	Units 1&2 Combined		
Time	(Part 60 Data)	Day Count	
04/05/2013 12:00	431.2		
04/05/2013 13:00	460.9		
04/05/2013 14:00	468.8		
04/05/2013 15:00	503.3		
04/05/2013 16:00	407.4		
04/05/2013 17:00	412.4		
04/05/2013 18:00	487.3		
04/05/2013 19:00	673.4		
04/05/2013 20:00	408.6		
04/05/2013 21:00	376		
04/05/2013 22:00	435.6		
04/05/2013 23:00	503.5	548	542.8
04/06/2013 00:00	502.2		
04/06/2013 01:00	375.4		
04/06/2013 02:00	488.7		
04/06/2013 03:00	472.8		
04/06/2013 04:00	498.4		
04/06/2013 05:00	521.1		
04/06/2013 06:00	506		
04/06/2013 07:00	432.4		
04/06/2013 08:00	485		
04/06/2013 09:00	470.8		
04/06/2013 10:00	380.1		
04/06/2013 11:00	471.1		
04/06/2013 12:00	503.1		
04/06/2013 13:00	340.1		
04/06/2013 14:00	425.6		
04/06/2013 15:00	469.9		
04/06/2013 16:00	436.7		
04/06/2013 17:00	414.6		
04/06/2013 18:00	524.1		
04/06/2013 19:00	533.8		
04/06/2013 20:00	472.2		
04/06/2013 21:00	347.5		
04/06/2013 22:00	209.4		
04/06/2013 23:00	309.1	549	537.7
04/07/2013 00:00	452.7		
04/07/2013 01:00	396.2		
04/07/2013 02:00	284.1		
04/07/2013 03:00	408.8		
04/07/2013 04:00	362.9		
04/07/2013 05:00	344.1		
04/07/2013 06:00	375.2		
04/07/2013 07:00	472.1		
04/07/2013 08:00	351.6		

Time	Units 1&2 Combined	
	(Part 60 Data)	Day Count
04/07/2013 09:00	339.4	
04/07/2013 10:00	352.3	
04/07/2013 11:00	333.3	
04/07/2013 12:00	330.5	
04/07/2013 13:00	413.2	
04/07/2013 14:00	276.8	
04/07/2013 15:00	310.3	
04/07/2013 16:00	362.6	
04/07/2013 17:00	467.2	
04/07/2013 18:00	515.5	
04/07/2013 19:00	554.2	
04/07/2013 20:00	405.3	
04/07/2013 21:00	306.6	
04/07/2013 22:00	240.4	
04/07/2013 23:00	510.2	550 528.3
04/08/2013 00:00	393.6	
04/08/2013 01:00	342.2	
04/08/2013 02:00	380	
04/08/2013 03:00	371.1	
04/08/2013 04:00	567.3	
04/08/2013 05:00	604.1	
04/08/2013 06:00	427.4	
04/08/2013 07:00	379.1	
04/08/2013 08:00	408.8	
04/08/2013 09:00	403.1	
04/08/2013 10:00	480.8	
04/08/2013 11:00	484.7	
04/08/2013 12:00	432.6	
04/08/2013 13:00	494	
04/08/2013 14:00	550.1	
04/08/2013 15:00	510.1	
04/08/2013 16:00	441.7	
04/08/2013 17:00	355	
04/08/2013 18:00	471.7	
04/08/2013 19:00	525.7	
04/08/2013 20:00	527.5	
04/08/2013 21:00	437.5	
04/08/2013 22:00	246.6	
04/08/2013 23:00	192.7	551 523.9
04/09/2013 00:00	302.4	
04/09/2013 01:00	355.3	
04/09/2013 02:00	391.9	
04/09/2013 03:00	351.3	
04/09/2013 04:00	420.7	
04/09/2013 05:00	483	

	Units 1&2 Combined	
Time	(Part 60 Data)	Day Count
04/09/2013 06:00	370.5	
04/09/2013 07:00	463.9	
04/09/2013 08:00	421.9	
04/09/2013 09:00	594.3	
04/09/2013 10:00	488.9	
04/09/2013 11:00	423.5	
04/09/2013 12:00	409	
04/09/2013 13:00	360.8	
04/09/2013 14:00	465.9	
04/09/2013 15:00	623.2	
04/09/2013 16:00	449.9	
04/09/2013 17:00	407.8	
04/09/2013 18:00	450	
04/09/2013 19:00	658.4	
04/09/2013 20:00	522.1	
04/09/2013 21:00	450.4	
04/09/2013 22:00	259.1	
04/09/2013 23:00	235.7	552 522.5
04/10/2013 00:00	336	
04/10/2013 01:00	358.3	
04/10/2013 02:00	447.3	
04/10/2013 03:00	411.5	
04/10/2013 04:00	416.2	
04/10/2013 05:00	374.5	
04/10/2013 06:00	366.8	
04/10/2013 07:00	367.2	
04/10/2013 08:00	415.5	
04/10/2013 09:00	454.9	
04/10/2013 10:00	527.7	
04/10/2013 11:00	581.4	
04/10/2013 12:00	487.4	
04/10/2013 13:00	496.5	
04/10/2013 14:00	527.6	
04/10/2013 15:00	443.5	
04/10/2013 16:00	340	
04/10/2013 17:00	337.4	
04/10/2013 18:00	354.6	
04/10/2013 19:00	312	
04/10/2013 20:00	280.5	
04/10/2013 21:00	274.3	
04/10/2013 22:00	263.1	
04/10/2013 23:00	218	553 512.8
04/11/2013 00:00	57.7	
04/11/2013 01:00	0	
04/11/2013 02:00	0	

Time	Units 1&2 Combined	
	(Part 60 Data)	Day Count
04/11/2013 03:00	0	
04/11/2013 04:00	0	
04/11/2013 05:00	0	
04/11/2013 06:00	0	
04/11/2013 07:00	0	
04/11/2013 08:00	0	
04/11/2013 09:00	0	
04/11/2013 10:00	0	
04/11/2013 11:00	0	
04/11/2013 12:00	0	
04/11/2013 13:00	0	
04/11/2013 14:00	0	
04/11/2013 15:00	0	
04/11/2013 16:00	0	
04/11/2013 17:00	0	
04/11/2013 18:00	0	
04/11/2013 19:00	0	
04/11/2013 20:00	0	
04/11/2013 21:00	0	
04/11/2013 22:00	0	
04/11/2013 23:00	0	554 509.1
04/18/2013 00:00	0	
04/18/2013 01:00	0	
04/18/2013 02:00	0	
04/18/2013 03:00	0	
04/18/2013 04:00	0	
04/18/2013 05:00	0	
04/18/2013 06:00	0	
04/18/2013 07:00	0	
04/18/2013 08:00	0	
04/18/2013 09:00	0	
04/18/2013 10:00	0	
04/18/2013 11:00	0	
04/18/2013 12:00	0	
04/18/2013 13:00	0	
04/18/2013 14:00	0	
04/18/2013 15:00	0	
04/18/2013 16:00	0	
04/18/2013 17:00	0	
04/18/2013 18:00	0	
04/18/2013 19:00	0	
04/18/2013 20:00	0	
04/18/2013 21:00	2.3	
04/18/2013 22:00	21.2	
04/18/2013 23:00	39.8	555 502.2

	Units 1&2 Combined		
Time	(Part 60 Data)	Day Count	
04/19/2013 00:00	81.7		
04/19/2013 01:00	102.2		
04/19/2013 02:00	150		
04/19/2013 03:00	250.3		
04/19/2013 04:00	160.3		
04/19/2013 05:00	166.5		
04/19/2013 06:00	187.7		
04/19/2013 07:00	425.5		
04/19/2013 08:00	449.3		
04/19/2013 09:00	499.7		
04/19/2013 10:00	524.1		
04/19/2013 11:00	475.6		
04/19/2013 12:00	540.1		
04/19/2013 13:00	532.9		
04/19/2013 14:00	503.2		
04/19/2013 15:00	497.7		
04/19/2013 16:00	513.3		
04/19/2013 17:00	486		
04/19/2013 18:00	402.2		
04/19/2013 19:00	512.9		
04/19/2013 20:00	407.1		
04/19/2013 21:00	312.7		
04/19/2013 22:00	484		
04/19/2013 23:00	433.7	556	492.5
04/20/2013 00:00	466.1		
04/20/2013 01:00	346.3		
04/20/2013 02:00	351		
04/20/2013 03:00	387.8		
04/20/2013 04:00	439.7		
04/20/2013 05:00	459.7		
04/20/2013 06:00	531.2		
04/20/2013 07:00	492.7		
04/20/2013 08:00	474		
04/20/2013 09:00	501.4		
04/20/2013 10:00	491.8		
04/20/2013 11:00	470.5		
04/20/2013 12:00	513.6		
04/20/2013 13:00	484.6		
04/20/2013 14:00	458.9		
04/20/2013 15:00	488.1		
04/20/2013 16:00	515.7		
04/20/2013 17:00	464.6		
04/20/2013 18:00	361.6		
04/20/2013 19:00	522.8		
04/20/2013 20:00	576.2		

Time	Units 1&2 Combined	
	(Part 60 Data)	Day Count
04/20/2013 21:00	482.9	
04/20/2013 22:00	476.6	
04/20/2013 23:00	407.5	557
04/21/2013 00:00	288.8	486.8
04/21/2013 01:00	195.9	
04/21/2013 02:00	484.3	
04/21/2013 03:00	493	
04/21/2013 04:00	494.6	
04/21/2013 05:00	479.3	
04/21/2013 06:00	403.6	
04/21/2013 07:00	418	
04/21/2013 08:00	411.3	
04/21/2013 09:00	541.2	
04/21/2013 10:00	521.2	
04/21/2013 11:00	429.4	
04/21/2013 12:00	386.4	
04/21/2013 13:00	446.5	
04/21/2013 14:00	470.9	
04/21/2013 15:00	483.8	
04/21/2013 16:00	501.1	
04/21/2013 17:00	393.4	
04/21/2013 18:00	419.5	
04/21/2013 19:00	639.7	
04/21/2013 20:00	554.7	
04/21/2013 21:00	465.7	
04/21/2013 22:00	354.1	
04/21/2013 23:00	283	558
04/22/2013 00:00	461	479.4
04/22/2013 01:00	472.6	
04/22/2013 02:00	370.3	
04/22/2013 03:00	358.8	
04/22/2013 04:00	556.8	
04/22/2013 05:00	622.4	
04/22/2013 06:00	428.9	
04/22/2013 07:00	382	
04/22/2013 08:00	436.3	
04/22/2013 09:00	530.1	
04/22/2013 10:00	527.9	
04/22/2013 11:00	507.3	
04/22/2013 12:00	484.3	
04/22/2013 13:00	458.5	
04/22/2013 14:00	469.2	
04/22/2013 15:00	504.1	
04/22/2013 16:00	506.5	
04/22/2013 17:00	489.3	

Time	Units 1&2 Combined	
	(Part 60 Data)	Day Count
04/22/2013 18:00	486.9	
04/22/2013 19:00	615.5	
04/22/2013 20:00	681.2	
04/22/2013 21:00	538.8	
04/22/2013 22:00	416.5	
04/22/2013 23:00	507.9	559 474.0
04/23/2013 00:00	364.3	
04/23/2013 01:00	344.2	
04/23/2013 02:00	480.1	
04/23/2013 03:00	564.7	
04/23/2013 04:00	577.5	
04/23/2013 05:00	460.1	
04/23/2013 06:00	478.1	
04/23/2013 07:00	515.7	
04/23/2013 08:00	527.3	
04/23/2013 09:00	517.1	
04/23/2013 10:00	511.5	
04/23/2013 11:00	544.4	
04/23/2013 12:00	528.7	
04/23/2013 13:00	492.5	
04/23/2013 14:00	390.7	
04/23/2013 15:00	283.8	
04/23/2013 16:00	268.5	
04/23/2013 17:00	267.5	
04/23/2013 18:00	223.2	
04/23/2013 19:00	218.7	
04/23/2013 20:00	212.1	
04/23/2013 21:00	207.4	
04/23/2013 22:00	127.6	
04/23/2013 23:00	66.1	560 460.2
04/24/2013 00:00	47	
04/24/2013 01:00	72.9	
04/24/2013 02:00	172.4	
04/24/2013 03:00	291	
04/24/2013 04:00	398.8	
04/24/2013 05:00	666.5	
04/24/2013 06:00	601.4	
04/24/2013 07:00	508.5	
04/24/2013 08:00	496.5	
04/24/2013 09:00	523.3	
04/24/2013 10:00	576.8	
04/24/2013 11:00	694.6	
04/24/2013 12:00	581.1	
04/24/2013 13:00	428.6	
04/24/2013 14:00	321.9	

	Units 1&2 Combined		
Time	(Part 60 Data)	Day Count	
04/24/2013 15:00	250.4		
04/24/2013 16:00	311.7		
04/24/2013 17:00	359.3		
04/24/2013 18:00	297.1		
04/24/2013 19:00	307.5		
04/24/2013 20:00	293.5		
04/24/2013 21:00	306		
04/24/2013 22:00	273.1		
04/24/2013 23:00	217	561	449.1
04/25/2013 00:00	193		
04/25/2013 01:00	119.4		
04/25/2013 02:00	77.8		
04/25/2013 03:00	180.5		
04/25/2013 04:00	268.4		
04/25/2013 05:00	448.3		
04/25/2013 06:00	498.6		
04/25/2013 07:00	560.9		
04/25/2013 08:00	511.1		
04/25/2013 09:00	498.4		
04/25/2013 10:00	576.2		
04/25/2013 11:00	973.1		
04/25/2013 12:00	1159.3		
04/25/2013 13:00	988.5		
04/25/2013 14:00	991.2		
04/25/2013 15:00	888		
04/25/2013 16:00	568.3		
04/25/2013 17:00	482.5		
04/25/2013 18:00	397.1		
04/25/2013 19:00	557.9		
04/25/2013 20:00	540.4		
04/25/2013 21:00	462.7		
04/25/2013 22:00	366.8		
04/25/2013 23:00	431.4	562	445.2
04/26/2013 00:00	452		
04/26/2013 01:00	392.7		
04/26/2013 02:00	413.7		
04/26/2013 03:00	594.5		
04/26/2013 04:00	627.6		
04/26/2013 05:00	537.7		
04/26/2013 06:00	493.8		
04/26/2013 07:00	650		
04/26/2013 08:00	1398.1		
04/26/2013 09:00	835.9		
04/26/2013 10:00	580.9		
04/26/2013 11:00	550.2		

	Units 1&2 Combined		
Time	(Part 60 Data)	Day Count	
04/26/2013 12:00	587.7		
04/26/2013 13:00	468.6		
04/26/2013 14:00	417.9		
04/26/2013 15:00	455.8		
04/26/2013 16:00	502.4		
04/26/2013 17:00	509.4		
04/26/2013 18:00	498		
04/26/2013 19:00	519.5		
04/26/2013 20:00	515.6		
04/26/2013 21:00	479.2		
04/26/2013 22:00	397.7		
04/26/2013 23:00	634.9	563	442.4
04/27/2013 00:00	506.7		
04/27/2013 01:00	356.5		
04/27/2013 02:00	400.8		
04/27/2013 03:00	623.8		
04/27/2013 04:00	643.7		
04/27/2013 05:00	514.3		
04/27/2013 06:00	402.3		
04/27/2013 07:00	494.3		
04/27/2013 08:00	543		
04/27/2013 09:00	538.4		
04/27/2013 10:00	521.5		
04/27/2013 11:00	516.6		
04/27/2013 12:00	487.3		
04/27/2013 13:00	506.2		
04/27/2013 14:00	501.2		
04/27/2013 15:00	500.2		
04/27/2013 16:00	530.3		
04/27/2013 17:00	524		
04/27/2013 18:00	522.2		
04/27/2013 19:00	502.3		
04/27/2013 20:00	484.5		
04/27/2013 21:00	438.5		
04/27/2013 22:00	452		
04/27/2013 23:00	428.9	564	439.3
04/28/2013 00:00	302.2		
04/28/2013 01:00	287.8		
04/28/2013 02:00	494.5		
04/28/2013 03:00	418.3		
04/28/2013 04:00	397.3		
04/28/2013 05:00	408.5		
04/28/2013 06:00	404.3		
04/28/2013 07:00	504.1		
04/28/2013 08:00	567.3		

	Units 1&2 Combined			
Time	(Part 60 Data)	Day Count		
04/28/2013 09:00	596.5			
04/28/2013 10:00	497.7			
04/28/2013 11:00	482.6			
04/28/2013 12:00	470.5			
04/28/2013 13:00	571.3			
04/28/2013 14:00	586.2			
04/28/2013 15:00	520.2			
04/28/2013 16:00	427.7			
04/28/2013 17:00	389.4			
04/28/2013 18:00	548.9			
04/28/2013 19:00	630.5			
04/28/2013 20:00	590.2			
04/28/2013 21:00	389			
04/28/2013 22:00	245.6			
04/28/2013 23:00	374.7	565		439.0
04/29/2013 00:00	396.4			
04/29/2013 01:00	411.4			
04/29/2013 02:00	341.9			
04/29/2013 03:00	430.9			
04/29/2013 04:00	492.5			
04/29/2013 05:00	533.2			
04/29/2013 06:00	599.3			
04/29/2013 07:00	535.9			
04/29/2013 08:00	494.3			
04/29/2013 09:00	503.6			
04/29/2013 10:00	525.2			
04/29/2013 11:00	550.9			
04/29/2013 12:00	563.8			
04/29/2013 13:00	516.9			
04/29/2013 14:00	460			
04/29/2013 15:00	450.4			
04/29/2013 16:00	437			
04/29/2013 17:00	463			
04/29/2013 18:00	474.2			
04/29/2013 19:00	471.4			
04/29/2013 20:00	543.8			
04/29/2013 21:00	484.9			
04/29/2013 22:00	450.8			
04/29/2013 23:00	356.3	566		438.9
04/30/2013 00:00	326.3			
04/30/2013 01:00	486.6			
04/30/2013 02:00	508.3			
04/30/2013 03:00	412.9			
04/30/2013 04:00	399.5			
04/30/2013 05:00	593.9			

	Units 1&2 Combined	
Time	(Part 60 Data)	Day Count
04/30/2013 06:00	541.7	
04/30/2013 07:00	549.2	
04/30/2013 08:00	407.4	
04/30/2013 09:00	348.9	
04/30/2013 10:00	379.8	
04/30/2013 11:00	583.3	
04/30/2013 12:00	497.2	
04/30/2013 13:00	412.6	
04/30/2013 14:00	505.5	
04/30/2013 15:00	524.8	
04/30/2013 16:00	533.1	
04/30/2013 17:00	495.5	
04/30/2013 18:00	424.6	
04/30/2013 19:00	526.2	
04/30/2013 20:00	619.3	
04/30/2013 21:00	451.7	
04/30/2013 22:00	407.3	
04/30/2013 23:00	420.1	567 438.8
05/01/2013 00:00	401.9	
05/01/2013 01:00	382.3	
05/01/2013 02:00	306.8	
05/01/2013 03:00	377	
05/01/2013 04:00	623.4	
05/01/2013 05:00	543	
05/01/2013 06:00	448.9	
05/01/2013 07:00	500.6	
05/01/2013 08:00	551.7	
05/01/2013 09:00	630	
05/01/2013 10:00	701.6	
05/01/2013 11:00	591	
05/01/2013 12:00	526	
05/01/2013 13:00	505.6	
05/01/2013 14:00	485	
05/01/2013 15:00	366.8	
05/01/2013 16:00	315.8	
05/01/2013 17:00	380.9	
05/01/2013 18:00	531	
05/01/2013 19:00	589.1	
05/01/2013 20:00	403.8	
05/01/2013 21:00	274.8	
05/01/2013 22:00	199.9	
05/01/2013 23:00	206	568 439.8
05/02/2013 00:00	271.5	
05/02/2013 01:00	280	
05/02/2013 02:00	200.1	

Time	Units 1&2 Combined	
	(Part 60 Data)	Day Count
05/02/2013 03:00	389.3	
05/02/2013 04:00	503.8	
05/02/2013 05:00	472.4	
05/02/2013 06:00	415.6	
05/02/2013 07:00	524.7	
05/02/2013 08:00	658.1	
05/02/2013 09:00	7135.3	
05/02/2013 10:00	525.1	
05/02/2013 11:00	6913.9	
05/02/2013 12:00	538.6	
05/02/2013 13:00	572.4	
05/02/2013 14:00	587.5	
05/02/2013 15:00	536.6	
05/02/2013 16:00	487.4	
05/02/2013 17:00	496.9	
05/02/2013 18:00	383.7	
05/02/2013 19:00	468.8	
05/02/2013 20:00	663.3	
05/02/2013 21:00	472.4	
05/02/2013 22:00	306.2	
05/02/2013 23:00	319.9	569 460.4
05/03/2013 00:00	527.1	
05/03/2013 01:00	473.3	
05/03/2013 02:00	353.6	
05/03/2013 03:00	473.3	
05/03/2013 04:00	489.5	
05/03/2013 05:00	589.8	
05/03/2013 06:00	493.7	
05/03/2013 07:00	509.8	
05/03/2013 08:00	550.9	
05/03/2013 09:00	9918.3	
05/03/2013 10:00	643.2	
05/03/2013 11:00	9564.3	
05/03/2013 12:00	8999.6	
05/03/2013 13:00	4657.9	
05/03/2013 14:00	436.2	
05/03/2013 15:00	546	
05/03/2013 16:00	240.3	
05/03/2013 17:00	0	
05/03/2013 18:00	0	
05/03/2013 19:00	0	
05/03/2013 20:00	0	
05/03/2013 21:00	0	
05/03/2013 22:00	0	
05/03/2013 23:00	0	570 508.1

Time	Units 1&2 Combined	
	(Part 60 Data)	Day Count
06/09/2013 00:00	0	
06/09/2013 01:00	0	
06/09/2013 02:00	0	
06/09/2013 03:00	3.8	
06/09/2013 04:00	0	
06/09/2013 05:00	0	
06/09/2013 06:00	0	
06/09/2013 07:00	0	
06/09/2013 08:00	0	
06/09/2013 09:00	0	
06/09/2013 10:00	0	
06/09/2013 11:00	0	
06/09/2013 12:00	0	
06/09/2013 13:00	0	
06/09/2013 14:00	0	
06/09/2013 15:00	0	
06/09/2013 16:00	0	
06/09/2013 17:00	0	
06/09/2013 18:00	0	
06/09/2013 19:00	0	
06/09/2013 20:00	0	
06/09/2013 21:00	0	
06/09/2013 22:00	0	
06/09/2013 23:00	0	571 511.2
06/10/2013 00:00	0	
06/10/2013 01:00	0	
06/10/2013 02:00	0	
06/10/2013 03:00	1.5	
06/10/2013 04:00	3.7	
06/10/2013 05:00	8.2	
06/10/2013 06:00	8.9	
06/10/2013 07:00	15.6	
06/10/2013 08:00	76.6	
06/10/2013 09:00	72	
06/10/2013 10:00	57	
06/10/2013 11:00	5	
06/10/2013 12:00	58	
06/10/2013 13:00	58.4	
06/10/2013 14:00	164.8	
06/10/2013 15:00	178.6	
06/10/2013 16:00	359.6	
06/10/2013 17:00	329.9	
06/10/2013 18:00	295.5	
06/10/2013 19:00	299.7	
06/10/2013 20:00	336.5	

Time	Units 1&2 Combined	
	(Part 60 Data)	Day Count
06/10/2013 21:00	350.9	
06/10/2013 22:00	354.5	
06/10/2013 23:00	314.5	572 504.0
06/11/2013 00:00	210.2	
06/11/2013 01:00	237.9	
06/11/2013 02:00	207.8	
06/11/2013 03:00	287.8	
06/11/2013 04:00	357.1	
06/11/2013 05:00	298.7	
06/11/2013 06:00	305.3	
06/11/2013 07:00	279.8	
06/11/2013 08:00	317.9	
06/11/2013 09:00	365.8	
06/11/2013 10:00	356.1	
06/11/2013 11:00	320.6	
06/11/2013 12:00	332.3	
06/11/2013 13:00	378.8	
06/11/2013 14:00	377.6	
06/11/2013 15:00	550.9	
06/11/2013 16:00	673.6	
06/11/2013 17:00	597.7	
06/11/2013 18:00	526.7	
06/11/2013 19:00	334.2	
06/11/2013 20:00	418.8	
06/11/2013 21:00	480.9	
06/11/2013 22:00	424.4	
06/11/2013 23:00	374.4	573 503.8
06/12/2013 00:00	323.6	
06/12/2013 01:00	350.4	
06/12/2013 02:00	316.6	
06/12/2013 03:00	315.4	
06/12/2013 04:00	356.5	
06/12/2013 05:00	362.5	
06/12/2013 06:00	382.2	
06/12/2013 07:00	470.1	
06/12/2013 08:00	683.4	
06/12/2013 09:00	606.6	
06/12/2013 10:00	513.3	
06/12/2013 11:00	581.3	
06/12/2013 12:00	544.2	
06/12/2013 13:00	576.1	
06/12/2013 14:00	592.3	
06/12/2013 15:00	579	
06/12/2013 16:00	653.7	
06/12/2013 17:00	586.2	

Time	Units 1&2 Combined	
	(Part 60 Data)	Day Count
06/12/2013 18:00	562.4	
06/12/2013 19:00	563.8	
06/12/2013 20:00	571.5	
06/12/2013 21:00	581.7	
06/12/2013 22:00	472	
06/12/2013 23:00	334.2	574
06/13/2013 00:00	593.2	507.2
06/13/2013 01:00	647.6	
06/13/2013 02:00	443.2	
06/13/2013 03:00	491.1	
06/13/2013 04:00	507.1	
06/13/2013 05:00	483.7	
06/13/2013 06:00	504.2	
06/13/2013 07:00	538.5	
06/13/2013 08:00	629.1	
06/13/2013 09:00	540.7	
06/13/2013 10:00	607.4	
06/13/2013 11:00	664.7	
06/13/2013 12:00	630.1	
06/13/2013 13:00	543.7	
06/13/2013 14:00	541.5	
06/13/2013 15:00	589.3	
06/13/2013 16:00	621.6	
06/13/2013 17:00	612	
06/13/2013 18:00	333.1	
06/13/2013 19:00	410.9	
06/13/2013 20:00	643.7	
06/13/2013 21:00	496.4	
06/13/2013 22:00	173.5	
06/13/2013 23:00	347.1	575
06/14/2013 00:00	213.6	509.8
06/14/2013 01:00	113.4	
06/14/2013 02:00	65.1	
06/14/2013 03:00	49.8	
06/14/2013 04:00	258.1	
06/14/2013 05:00	383.4	
06/14/2013 06:00	565.4	
06/14/2013 07:00	493.1	
06/14/2013 08:00	544.7	
06/14/2013 09:00	593.8	
06/14/2013 10:00	508.7	
06/14/2013 11:00	465.5	
06/14/2013 12:00	658.6	
06/14/2013 13:00	518.3	
06/14/2013 14:00	584.1	

Time	Units 1&2 Combined	
	(Part 60 Data)	Day Count
06/14/2013 15:00	640.8	
06/14/2013 16:00	548.8	
06/14/2013 17:00	588.7	
06/14/2013 18:00	494.2	
06/14/2013 19:00	435.2	
06/14/2013 20:00	538.8	
06/14/2013 21:00	359.6	
06/14/2013 22:00	284.1	
06/14/2013 23:00	364	576
06/15/2013 00:00	301.9	508.5
06/15/2013 01:00	349.8	
06/15/2013 02:00	330	
06/15/2013 03:00	327.6	
06/15/2013 04:00	317.7	
06/15/2013 05:00	316.8	
06/15/2013 06:00	321.4	
06/15/2013 07:00	427.3	
06/15/2013 08:00	438.6	
06/15/2013 09:00	460.2	
06/15/2013 10:00	498.1	
06/15/2013 11:00	445.1	
06/15/2013 12:00	490.8	
06/15/2013 13:00	489.6	
06/15/2013 14:00	482.3	
06/15/2013 15:00	504.1	
06/15/2013 16:00	493.4	
06/15/2013 17:00	493.3	
06/15/2013 18:00	513.4	
06/15/2013 19:00	515	
06/15/2013 20:00	522.1	
06/15/2013 21:00	342.7	
06/15/2013 22:00	317.5	
06/15/2013 23:00	304.7	577
06/16/2013 00:00	416.4	506.5
06/16/2013 01:00	336.2	
06/16/2013 02:00	320	
06/16/2013 03:00	341.4	
06/16/2013 04:00	322.1	
06/16/2013 05:00	358.5	
06/16/2013 06:00	299.5	
06/16/2013 07:00	338.4	
06/16/2013 08:00	339.9	
06/16/2013 09:00	387.8	
06/16/2013 10:00	468.2	
06/16/2013 11:00	503.1	

Time	Units 1&2 Combined	
	(Part 60 Data)	Day Count
06/16/2013 12:00	461.7	
06/16/2013 13:00	515.2	
06/16/2013 14:00	529.8	
06/16/2013 15:00	464	
06/16/2013 16:00	474.3	
06/16/2013 17:00	508.3	
06/16/2013 18:00	522.4	
06/16/2013 19:00	514.7	
06/16/2013 20:00	492.9	
06/16/2013 21:00	570.2	
06/16/2013 22:00	580	
06/16/2013 23:00	341.6	578
06/17/2013 00:00	483.5	505.4
06/17/2013 01:00	442.7	
06/17/2013 02:00	402.2	
06/17/2013 03:00	461.9	
06/17/2013 04:00	501	
06/17/2013 05:00	485	
06/17/2013 06:00	576	
06/17/2013 07:00	643.8	
06/17/2013 08:00	559.1	
06/17/2013 09:00	561.5	
06/17/2013 10:00	623.5	
06/17/2013 11:00	608	
06/17/2013 12:00	604	
06/17/2013 13:00	606.8	
06/17/2013 14:00	608.8	
06/17/2013 15:00	580.7	
06/17/2013 16:00	572.3	
06/17/2013 17:00	579.5	
06/17/2013 18:00	581.1	
06/17/2013 19:00	566	
06/17/2013 20:00	573.4	
06/17/2013 21:00	586	
06/17/2013 22:00	492.1	
06/17/2013 23:00	481.6	579
06/18/2013 00:00	562.9	509.4
06/18/2013 01:00	512	
06/18/2013 02:00	513.9	
06/18/2013 03:00	522.5	
06/18/2013 04:00	461.8	
06/18/2013 05:00	540.1	
06/18/2013 06:00	361.5	
06/18/2013 07:00	498.8	
06/18/2013 08:00	525	

Time	Units 1&2 Combined	
	(Part 60 Data)	Day Count
06/18/2013 09:00	594.8	
06/18/2013 10:00	519.6	
06/18/2013 11:00	567.2	
06/18/2013 12:00	619.8	
06/18/2013 13:00	625.4	
06/18/2013 14:00	635.9	
06/18/2013 15:00	614.2	
06/18/2013 16:00	568.1	
06/18/2013 17:00	581.2	
06/18/2013 18:00	571.7	
06/18/2013 19:00	539	
06/18/2013 20:00	563.8	
06/18/2013 21:00	540.4	
06/18/2013 22:00	553.9	
06/18/2013 23:00	523.6	580
06/19/2013 00:00	518.6	515.6
06/19/2013 01:00	377.5	
06/19/2013 02:00	415.4	
06/19/2013 03:00	432.4	
06/19/2013 04:00	437.5	
06/19/2013 05:00	401.3	
06/19/2013 06:00	427.7	
06/19/2013 07:00	486.5	
06/19/2013 08:00	508.8	
06/19/2013 09:00	474.6	
06/19/2013 10:00	518.8	
06/19/2013 11:00	597.2	
06/19/2013 12:00	717.8	
06/19/2013 13:00	617.8	
06/19/2013 14:00	547.1	
06/19/2013 15:00	643.7	
06/19/2013 16:00	676.6	
06/19/2013 17:00	650.1	
06/19/2013 18:00	526	
06/19/2013 19:00	459.8	
06/19/2013 20:00	582.2	
06/19/2013 21:00	399.6	
06/19/2013 22:00	383	
06/19/2013 23:00	433.3	581
06/20/2013 00:00	399.3	518.4
06/20/2013 01:00	398.9	
06/20/2013 02:00	399.1	
06/20/2013 03:00	400.9	
06/20/2013 04:00	396.4	
06/20/2013 05:00	389.5	

Time	Units 1&2 Combined	
	(Part 60 Data)	Day Count
06/20/2013 06:00	449.2	
06/20/2013 07:00	472.7	
06/20/2013 08:00	494.3	
06/20/2013 09:00	732.2	
06/20/2013 10:00	632.4	
06/20/2013 11:00	489	
06/20/2013 12:00	631.2	
06/20/2013 13:00	675.6	
06/20/2013 14:00	648.5	
06/20/2013 15:00	647.8	
06/20/2013 16:00	634.7	
06/20/2013 17:00	647.9	
06/20/2013 18:00	649.4	
06/20/2013 19:00	631	
06/20/2013 20:00	604	
06/20/2013 21:00	427.1	
06/20/2013 22:00	466.4	
06/20/2013 23:00	446.4	582 522.1
06/21/2013 00:00	387.3	
06/21/2013 01:00	404.3	
06/21/2013 02:00	389.9	
06/21/2013 03:00	403.6	
06/21/2013 04:00	384.9	
06/21/2013 05:00	404.2	
06/21/2013 06:00	459.8	
06/21/2013 07:00	535.1	
06/21/2013 08:00	548.9	
06/21/2013 09:00	694.9	
06/21/2013 10:00	666.6	
06/21/2013 11:00	612.1	
06/21/2013 12:00	627.2	
06/21/2013 13:00	649.2	
06/21/2013 14:00	653.7	
06/21/2013 15:00	648.9	
06/21/2013 16:00	661.6	
06/21/2013 17:00	662.7	
06/21/2013 18:00	612.4	
06/21/2013 19:00	525.1	
06/21/2013 20:00	508.3	
06/21/2013 21:00	542.9	
06/21/2013 22:00	539.6	
06/21/2013 23:00	336.1	583 527.5
06/22/2013 00:00	474.6	
06/22/2013 01:00	431.8	
06/22/2013 02:00	428	

Time	Units 1&2 Combined	
	(Part 60 Data)	Day Count
06/22/2013 03:00	438.3	
06/22/2013 04:00	433	
06/22/2013 05:00	426	
06/22/2013 06:00	459.4	
06/22/2013 07:00	517.6	
06/22/2013 08:00	515.9	
06/22/2013 09:00	617.4	
06/22/2013 10:00	751.9	
06/22/2013 11:00	632.9	
06/22/2013 12:00	588.1	
06/22/2013 13:00	652.9	
06/22/2013 14:00	653.7	
06/22/2013 15:00	652.4	
06/22/2013 16:00	645.6	
06/22/2013 17:00	555.4	
06/22/2013 18:00	627.5	
06/22/2013 19:00	693.3	
06/22/2013 20:00	584.8	
06/22/2013 21:00	369.3	
06/22/2013 22:00	503.6	
06/22/2013 23:00	455.8	584
06/23/2013 00:00	380.3	528.9
06/23/2013 01:00	409.1	
06/23/2013 02:00	420.6	
06/23/2013 03:00	421.7	
06/23/2013 04:00	420.1	
06/23/2013 05:00	419.3	
06/23/2013 06:00	487.8	
06/23/2013 07:00	452.6	
06/23/2013 08:00	432	
06/23/2013 09:00	494.5	
06/23/2013 10:00	605.5	
06/23/2013 11:00	766	
06/23/2013 12:00	500.8	
06/23/2013 13:00	633.4	
06/23/2013 14:00	650.8	
06/23/2013 15:00	725	
06/23/2013 16:00	768.4	
06/23/2013 17:00	695	
06/23/2013 18:00	657.8	
06/23/2013 19:00	653.4	
06/23/2013 20:00	920.4	
06/23/2013 21:00	774.1	
06/23/2013 22:00	483.1	
06/23/2013 23:00	478.1	585
		532.5

Time	Units 1&2 Combined	
	(Part 60 Data)	Day Count
06/24/2013 00:00	454	
06/24/2013 01:00	420.4	
06/24/2013 02:00	458.2	
06/24/2013 03:00	461.6	
06/24/2013 04:00	437.2	
06/24/2013 05:00	424.2	
06/24/2013 06:00	601.3	
06/24/2013 07:00	789.2	
06/24/2013 08:00	888.4	
06/24/2013 09:00	733.3	
06/24/2013 10:00	665.6	
06/24/2013 11:00	428.5	
06/24/2013 12:00	560.8	
06/24/2013 13:00	869.6	
06/24/2013 14:00	751.7	
06/24/2013 15:00	658.4	
06/24/2013 16:00	378.7	
06/24/2013 17:00	601.6	
06/24/2013 18:00	804.1	
06/24/2013 19:00	687.6	
06/24/2013 20:00	569	
06/24/2013 21:00	469.8	
06/24/2013 22:00	525.1	
06/24/2013 23:00	461.9	586 539.8
06/25/2013 00:00	376.6	
06/25/2013 01:00	434.3	
06/25/2013 02:00	425.6	
06/25/2013 03:00	423	
06/25/2013 04:00	430.8	
06/25/2013 05:00	473.3	
06/25/2013 06:00	503.5	
06/25/2013 07:00	496.9	
06/25/2013 08:00	632.3	
06/25/2013 09:00	565.1	
06/25/2013 10:00	640.8	
06/25/2013 11:00	685.8	
06/25/2013 12:00	620.3	
06/25/2013 13:00	620.8	
06/25/2013 14:00	605.9	
06/25/2013 15:00	622.2	
06/25/2013 16:00	653.9	
06/25/2013 17:00	720.8	
06/25/2013 18:00	679.1	
06/25/2013 19:00	631.4	
06/25/2013 20:00	680.9	

Time	Units 1&2 Combined	
	(Part 60 Data)	Day Count
06/25/2013 21:00	550.6	
06/25/2013 22:00	559.1	
06/25/2013 23:00	624.2	587
06/26/2013 00:00	609.1	543.4
06/26/2013 01:00	590.8	
06/26/2013 02:00	545.9	
06/26/2013 03:00	565.1	
06/26/2013 04:00	556.1	
06/26/2013 05:00	544.9	
06/26/2013 06:00	557.3	
06/26/2013 07:00	545	
06/26/2013 08:00	552.2	
06/26/2013 09:00	615	
06/26/2013 10:00	805.7	
06/26/2013 11:00	573.7	
06/26/2013 12:00	708.2	
06/26/2013 13:00	652.4	
06/26/2013 14:00	594.7	
06/26/2013 15:00	581.3	
06/26/2013 16:00	591.7	
06/26/2013 17:00	614.6	
06/26/2013 18:00	644.4	
06/26/2013 19:00	655.9	
06/26/2013 20:00	627.6	
06/26/2013 21:00	380.5	
06/26/2013 22:00	390	
06/26/2013 23:00	596.3	588
06/27/2013 00:00	423.4	548.5
06/27/2013 01:00	565.6	
06/27/2013 02:00	474	
06/27/2013 03:00	496.7	
06/27/2013 04:00	484.6	
06/27/2013 05:00	527.4	
06/27/2013 06:00	529.7	
06/27/2013 07:00	516	
06/27/2013 08:00	551.4	
06/27/2013 09:00	682.8	
06/27/2013 10:00	493.4	
06/27/2013 11:00	522.4	
06/27/2013 12:00	793.5	
06/27/2013 13:00	733.1	
06/27/2013 14:00	698.1	
06/27/2013 15:00	444.1	
06/27/2013 16:00	596.7	
06/27/2013 17:00	648.4	

Time	Units 1&2 Combined	
	(Part 60 Data)	Day Count
06/27/2013 18:00	656.6	
06/27/2013 19:00	675.4	
06/27/2013 20:00	629.2	
06/27/2013 21:00	302.3	
06/27/2013 22:00	416.5	
06/27/2013 23:00	701.9	589
06/28/2013 00:00	507.2	551.1
06/28/2013 01:00	479.4	
06/28/2013 02:00	511	
06/28/2013 03:00	519.4	
06/28/2013 04:00	498.9	
06/28/2013 05:00	504.3	
06/28/2013 06:00	562	
06/28/2013 07:00	675.5	
06/28/2013 08:00	950.2	
06/28/2013 09:00	809.8	
06/28/2013 10:00	731.2	
06/28/2013 11:00	674.4	
06/28/2013 12:00	615.3	
06/28/2013 13:00	590.3	
06/28/2013 14:00	581.7	
06/28/2013 15:00	675.5	
06/28/2013 16:00	470.8	
06/28/2013 17:00	634.3	
06/28/2013 18:00	649.2	
06/28/2013 19:00	516.2	
06/28/2013 20:00	549.4	
06/28/2013 21:00	556.9	
06/28/2013 22:00	467.5	
06/28/2013 23:00	501.7	590
06/29/2013 00:00	533.8	558.5
06/29/2013 01:00	499.4	
06/29/2013 02:00	505.1	
06/29/2013 03:00	528.2	
06/29/2013 04:00	492.5	
06/29/2013 05:00	505	
06/29/2013 06:00	525.8	
06/29/2013 07:00	505.9	
06/29/2013 08:00	523.8	
06/29/2013 09:00	518	
06/29/2013 10:00	744.4	
06/29/2013 11:00	470.4	
06/29/2013 12:00	566.6	
06/29/2013 13:00	792.5	
06/29/2013 14:00	454.9	

Time	Units 1&2 Combined	
	(Part 60 Data)	Day Count
06/29/2013 15:00	744.4	
06/29/2013 16:00	511.3	
06/29/2013 17:00	423.9	
06/29/2013 18:00	595	
06/29/2013 19:00	512.9	
06/29/2013 20:00	531.3	
06/29/2013 21:00	620.2	
06/29/2013 22:00	458.7	
06/29/2013 23:00	515	591
06/30/2013 00:00	545.6	564.4
06/30/2013 01:00	513.3	
06/30/2013 02:00	528	
06/30/2013 03:00	533.3	
06/30/2013 04:00	512.2	
06/30/2013 05:00	525.3	
06/30/2013 06:00	516.4	
06/30/2013 07:00	471.6	
06/30/2013 08:00	518.4	
06/30/2013 09:00	636.6	
06/30/2013 10:00	806	
06/30/2013 11:00	618.6	
06/30/2013 12:00	705.3	
06/30/2013 13:00	674.8	
06/30/2013 14:00	627.3	
06/30/2013 15:00	618.4	
06/30/2013 16:00	632	
06/30/2013 17:00	445.3	
06/30/2013 18:00	533.3	
06/30/2013 19:00	773.3	
06/30/2013 20:00	601.9	
06/30/2013 21:00	458.9	
06/30/2013 22:00	518.4	
06/30/2013 23:00	533.8	592
07/01/2013 00:00	535.5	566.0
07/01/2013 01:00	509	
07/01/2013 02:00	518.6	
07/01/2013 03:00	549.1	
07/01/2013 04:00	502.5	
07/01/2013 05:00	528.2	
07/01/2013 06:00	538.9	
07/01/2013 07:00	523.7	
07/01/2013 08:00	584.6	
07/01/2013 09:00	515.9	
07/01/2013 10:00	604.4	
07/01/2013 11:00	612.1	

Time	Units 1&2 Combined	
	(Part 60 Data)	Day Count
07/01/2013 12:00	619.3	
07/01/2013 13:00	583.9	
07/01/2013 14:00	619.8	
07/01/2013 15:00	568.8	
07/01/2013 16:00	554	
07/01/2013 17:00	581	
07/01/2013 18:00	503.2	
07/01/2013 19:00	641	
07/01/2013 20:00	521.4	
07/01/2013 21:00	508.9	
07/01/2013 22:00	570.9	
07/01/2013 23:00	527.3	593 565.7
07/02/2013 00:00	529.5	
07/02/2013 01:00	527.3	
07/02/2013 02:00	541.1	
07/02/2013 03:00	533.2	
07/02/2013 04:00	525.5	
07/02/2013 05:00	512.2	
07/02/2013 06:00	516.1	
07/02/2013 07:00	473.7	
07/02/2013 08:00	457.1	
07/02/2013 09:00	713.7	
07/02/2013 10:00	760.9	
07/02/2013 11:00	591.3	
07/02/2013 12:00	616.5	
07/02/2013 13:00	585.4	
07/02/2013 14:00	461.8	
07/02/2013 15:00	495.4	
07/02/2013 16:00	400.1	
07/02/2013 17:00	704.9	
07/02/2013 18:00	831.4	
07/02/2013 19:00	728.8	
07/02/2013 20:00	676.6	
07/02/2013 21:00	343.7	
07/02/2013 22:00	294.5	
07/02/2013 23:00	536.7	594 567.8
07/03/2013 00:00	697.7	
07/03/2013 01:00	504.8	
07/03/2013 02:00	500	
07/03/2013 03:00	554.8	
07/03/2013 04:00	575.1	
07/03/2013 05:00	458.9	
07/03/2013 06:00	472.9	
07/03/2013 07:00	630.7	
07/03/2013 08:00	744.1	

Time	Units 1&2 Combined	
	(Part 60 Data)	Day Count
07/03/2013 09:00	598.7	
07/03/2013 10:00	1041.7	
07/03/2013 11:00	568.1	
07/03/2013 12:00	963.7	
07/03/2013 13:00	633.1	
07/03/2013 14:00	621.7	
07/03/2013 15:00	612	
07/03/2013 16:00	600.8	
07/03/2013 17:00	587.2	
07/03/2013 18:00	475.5	
07/03/2013 19:00	593.8	
07/03/2013 20:00	705.3	
07/03/2013 21:00	379.7	
07/03/2013 22:00	369.3	
07/03/2013 23:00	575.3	595
07/04/2013 00:00	553.9	572.7
07/04/2013 01:00	539.6	
07/04/2013 02:00	573.1	
07/04/2013 03:00	607.3	
07/04/2013 04:00	562.3	
07/04/2013 05:00	535.2	
07/04/2013 06:00	566.4	
07/04/2013 07:00	565.4	
07/04/2013 08:00	576.2	
07/04/2013 09:00	624	
07/04/2013 10:00	685.6	
07/04/2013 11:00	402.4	
07/04/2013 12:00	489.3	
07/04/2013 13:00	596	
07/04/2013 14:00	612.1	
07/04/2013 15:00	489.7	
07/04/2013 16:00	538.2	
07/04/2013 17:00	566.6	
07/04/2013 18:00	537.2	
07/04/2013 19:00	573	
07/04/2013 20:00	631.5	
07/04/2013 21:00	639.7	
07/04/2013 22:00	562.9	
07/04/2013 23:00	505.6	596
07/05/2013 00:00	546.1	575.7
07/05/2013 01:00	585.2	
07/05/2013 02:00	543.4	
07/05/2013 03:00	515.9	
07/05/2013 04:00	481.9	
07/05/2013 05:00	534.6	

	Units 1&2 Combined	
Time	(Part 60 Data)	Day Count
07/05/2013 06:00	567.8	
07/05/2013 07:00	555.7	
07/05/2013 08:00	659.8	
07/05/2013 09:00	803.9	
07/05/2013 10:00	584.2	
07/05/2013 11:00	646.3	
07/05/2013 12:00	497	
07/05/2013 13:00	363.3	
07/05/2013 14:00	576.1	
07/05/2013 15:00	859.8	
07/05/2013 16:00	609.3	
07/05/2013 17:00	407.7	
07/05/2013 18:00	503.4	
07/05/2013 19:00	763.7	
07/05/2013 20:00	664.6	
07/05/2013 21:00	386	
07/05/2013 22:00	415.6	
07/05/2013 23:00	604.9	597
07/06/2013 00:00	597.3	579.0
07/06/2013 01:00	525	
07/06/2013 02:00	511.8	
07/06/2013 03:00	564	
07/06/2013 04:00	529.2	
07/06/2013 05:00	523.9	
07/06/2013 06:00	526.8	
07/06/2013 07:00	562.4	
07/06/2013 08:00	694.4	
07/06/2013 09:00	580.7	
07/06/2013 10:00	512.4	
07/06/2013 11:00	766.8	
07/06/2013 12:00	663	
07/06/2013 13:00	586.1	
07/06/2013 14:00	549.9	
07/06/2013 15:00	564.9	
07/06/2013 16:00	585.1	
07/06/2013 17:00	595	
07/06/2013 18:00	291	
07/06/2013 19:00	489.3	
07/06/2013 20:00	347.4	
07/06/2013 21:00	0	
07/06/2013 22:00	0	
07/06/2013 23:00	0	598
07/12/2013 00:00	0	582.6
07/12/2013 01:00	4.6	
07/12/2013 02:00	4.4	

Time	Units 1&2 Combined	
	(Part 60 Data)	Day Count
07/12/2013 03:00	5.9	
07/12/2013 04:00	5.2	
07/12/2013 05:00	7.9	
07/12/2013 06:00	12.3	
07/12/2013 07:00	50.4	
07/12/2013 08:00	51.7	
07/12/2013 09:00	0	
07/12/2013 10:00	0	
07/12/2013 11:00	0	
07/12/2013 12:00	0	
07/12/2013 13:00	0	
07/12/2013 14:00	0	
07/12/2013 15:00	0	
07/12/2013 16:00	0	
07/12/2013 17:00	0	
07/12/2013 18:00	0	
07/12/2013 19:00	0	
07/12/2013 20:00	0	
07/12/2013 21:00	0	
07/12/2013 22:00	0	
07/12/2013 23:00	0	599 560.7
07/13/2013 00:00	0	
07/13/2013 01:00	0	
07/13/2013 02:00	0	
07/13/2013 03:00	0	
07/13/2013 04:00	0	
07/13/2013 05:00	0	
07/13/2013 06:00	0	
07/13/2013 07:00	0	
07/13/2013 08:00	0	
07/13/2013 09:00	0	
07/13/2013 10:00	0	
07/13/2013 11:00	0	
07/13/2013 12:00	0	
07/13/2013 13:00	0	
07/13/2013 14:00	0	
07/13/2013 15:00	0	
07/13/2013 16:00	0	
07/13/2013 17:00	0	
07/13/2013 18:00	0	
07/13/2013 19:00	0	
07/13/2013 20:00	3	
07/13/2013 21:00	0.7	
07/13/2013 22:00	6	
07/13/2013 23:00	15	600 511.6

Time	Units 1&2 Combined	
	(Part 60 Data)	Day Count
07/14/2013 00:00	14.3	
07/14/2013 01:00	54	
07/14/2013 02:00	56.5	
07/14/2013 03:00	59.3	
07/14/2013 04:00	99	
07/14/2013 05:00	122.6	
07/14/2013 06:00	240.6	
07/14/2013 07:00	478.4	
07/14/2013 08:00	526.8	
07/14/2013 09:00	565.5	
07/14/2013 10:00	434.3	
07/14/2013 11:00	529.4	
07/14/2013 12:00	573.1	
07/14/2013 13:00	486.6	
07/14/2013 14:00	533.1	
07/14/2013 15:00	509.7	
07/14/2013 16:00	493.1	
07/14/2013 17:00	420.4	
07/14/2013 18:00	486.3	
07/14/2013 19:00	535.6	
07/14/2013 20:00	474.6	
07/14/2013 21:00	492.9	
07/14/2013 22:00	451.4	
07/14/2013 23:00	513.4	601 507.7
07/15/2013 00:00	483.1	
07/15/2013 01:00	340.5	
07/15/2013 02:00	443.9	
07/15/2013 03:00	477.6	
07/15/2013 04:00	447.3	
07/15/2013 05:00	480.1	
07/15/2013 06:00	469.5	
07/15/2013 07:00	422.8	
07/15/2013 08:00	425.4	
07/15/2013 09:00	546.3	
07/15/2013 10:00	472.2	
07/15/2013 11:00	446.4	
07/15/2013 12:00	405.4	
07/15/2013 13:00	421.8	
07/15/2013 14:00	454.9	
07/15/2013 15:00	437.5	
07/15/2013 16:00	432	
07/15/2013 17:00	414.5	
07/15/2013 18:00	524.2	
07/15/2013 19:00	449.7	
07/15/2013 20:00	359.7	

Time	Units 1&2 Combined	
	(Part 60 Data)	Day Count
07/15/2013 21:00	441.4	
07/15/2013 22:00	551.8	
07/15/2013 23:00	546.5	602
07/16/2013 00:00	509.5	516.6
07/16/2013 01:00	262.9	
07/16/2013 02:00	287.1	
07/16/2013 03:00	511.6	
07/16/2013 04:00	602.2	
07/16/2013 05:00	481.5	
07/16/2013 06:00	546.8	
07/16/2013 07:00	547.8	
07/16/2013 08:00	541.4	
07/16/2013 09:00	520.1	
07/16/2013 10:00	543.1	
07/16/2013 11:00	558.4	
07/16/2013 12:00	549.4	
07/16/2013 13:00	540.3	
07/16/2013 14:00	545.9	
07/16/2013 15:00	533.3	
07/16/2013 16:00	563.8	
07/16/2013 17:00	542.4	
07/16/2013 18:00	549.6	
07/16/2013 19:00	459	
07/16/2013 20:00	334.5	
07/16/2013 21:00	520.1	
07/16/2013 22:00	570.5	
07/16/2013 23:00	491	603
07/17/2013 00:00	455.7	521.1
07/17/2013 01:00	379.4	
07/17/2013 02:00	530.4	
07/17/2013 03:00	525	
07/17/2013 04:00	450.2	
07/17/2013 05:00	493.7	
07/17/2013 06:00	623.3	
07/17/2013 07:00	654.5	
07/17/2013 08:00	621.8	
07/17/2013 09:00	719.1	
07/17/2013 10:00	671	
07/17/2013 11:00	663.4	
07/17/2013 12:00	721.1	
07/17/2013 13:00	656.1	
07/17/2013 14:00	594.6	
07/17/2013 15:00	666	
07/17/2013 16:00	595.6	
07/17/2013 17:00	536.1	

Time	Units 1&2 Combined	
	(Part 60 Data)	Day Count
07/17/2013 18:00	599.7	
07/17/2013 19:00	689.1	
07/17/2013 20:00	742.7	
07/17/2013 21:00	748	
07/17/2013 22:00	646.5	
07/17/2013 23:00	656.2	604
07/18/2013 00:00	641	525.2
07/18/2013 01:00	552.6	
07/18/2013 02:00	424.2	
07/18/2013 03:00	542.6	
07/18/2013 04:00	547.7	
07/18/2013 05:00	476.3	
07/18/2013 06:00	272.1	
07/18/2013 07:00	413.8	
07/18/2013 08:00	535	
07/18/2013 09:00	512.1	
07/18/2013 10:00	434	
07/18/2013 11:00	318	
07/18/2013 12:00	330.2	
07/18/2013 13:00	519.2	
07/18/2013 14:00	455	
07/18/2013 15:00	428.2	
07/18/2013 16:00	372.5	
07/18/2013 17:00	432.8	
07/18/2013 18:00	379	
07/18/2013 19:00	297.3	
07/18/2013 20:00	306.8	
07/18/2013 21:00	348.7	
07/18/2013 22:00	322.7	
07/18/2013 23:00	371.3	605
07/19/2013 00:00	513.1	521.7
07/19/2013 01:00	387.5	
07/19/2013 02:00	430.6	
07/19/2013 03:00	506.2	
07/19/2013 04:00	483.9	
07/19/2013 05:00	442.6	
07/19/2013 06:00	560.4	
07/19/2013 07:00	651.7	
07/19/2013 08:00	551.6	
07/19/2013 09:00	502.7	
07/19/2013 10:00	509.5	
07/19/2013 11:00	489.4	
07/19/2013 12:00	526.6	
07/19/2013 13:00	533.6	
07/19/2013 14:00	518.8	

	Units 1&2 Combined	
Time	(Part 60 Data)	Day Count
07/19/2013 15:00	516.2	
07/19/2013 16:00	521.5	
07/19/2013 17:00	520.1	
07/19/2013 18:00	577.3	
07/19/2013 19:00	563.5	
07/19/2013 20:00	559.1	
07/19/2013 21:00	623.1	
07/19/2013 22:00	639	
07/19/2013 23:00	552.9	606 525.3
07/20/2013 00:00	609.6	
07/20/2013 01:00	528.1	
07/20/2013 02:00	586	
07/20/2013 03:00	703	
07/20/2013 04:00	611.8	
07/20/2013 05:00	517.5	
07/20/2013 06:00	596.4	
07/20/2013 07:00	748.5	
07/20/2013 08:00	755.4	
07/20/2013 09:00	797.2	
07/20/2013 10:00	943.5	
07/20/2013 11:00	798.1	
07/20/2013 12:00	928.4	
07/20/2013 13:00	1078.9	
07/20/2013 14:00	1157.8	
07/20/2013 15:00	1088.5	
07/20/2013 16:00	832.4	
07/20/2013 17:00	688	
07/20/2013 18:00	719.4	
07/20/2013 19:00	953.8	
07/20/2013 20:00	737.2	
07/20/2013 21:00	400.5	
07/20/2013 22:00	379.9	
07/20/2013 23:00	335.1	607 536.3
07/21/2013 00:00	248	
07/21/2013 01:00	293.4	
07/21/2013 02:00	194.2	
07/21/2013 03:00	130.4	
07/21/2013 04:00	125.8	
07/21/2013 05:00	129.8	
07/21/2013 06:00	24.9	
07/21/2013 07:00	15.3	
07/21/2013 08:00	37.2	
07/21/2013 09:00	126	
07/21/2013 10:00	98.8	
07/21/2013 11:00	106.3	

Time	Units 1&2 Combined	
	(Part 60 Data)	Day Count
07/21/2013 12:00	72.9	
07/21/2013 13:00	70.4	
07/21/2013 14:00	100	
07/21/2013 15:00	66.1	
07/21/2013 16:00	83.8	
07/21/2013 17:00	104.1	
07/21/2013 18:00	118.8	
07/21/2013 19:00	158	
07/21/2013 20:00	152.1	
07/21/2013 21:00	168.1	
07/21/2013 22:00	119.9	
07/21/2013 23:00	122.6	608 525.2
07/22/2013 00:00	129.5	
07/22/2013 01:00	124.7	
07/22/2013 02:00	97.6	
07/22/2013 03:00	105	
07/22/2013 04:00	88.5	
07/22/2013 05:00	87.3	
07/22/2013 06:00	76.5	
07/22/2013 07:00	108.6	
07/22/2013 08:00	196.3	
07/22/2013 09:00	182.1	
07/22/2013 10:00	288.8	
07/22/2013 11:00	247.3	
07/22/2013 12:00	255.5	
07/22/2013 13:00	340.6	
07/22/2013 14:00	291.3	
07/22/2013 15:00	310.6	
07/22/2013 16:00	417.8	
07/22/2013 17:00	419.4	
07/22/2013 18:00	776.7	
07/22/2013 19:00	809.5	
07/22/2013 20:00	856.2	
07/22/2013 21:00	680.9	
07/22/2013 22:00	643.7	
07/22/2013 23:00	467.4	609 517.6
07/23/2013 00:00	449.1	
07/23/2013 01:00	488.1	
07/23/2013 02:00	600.4	
07/23/2013 03:00	614.3	
07/23/2013 04:00	790.5	
07/23/2013 05:00	868.8	
07/23/2013 06:00	787.4	
07/23/2013 07:00	953.1	
07/23/2013 08:00	868.3	

Time	Units 1&2 Combined	
	(Part 60 Data)	Day Count
07/23/2013 09:00	721.9	
07/23/2013 10:00	625.8	
07/23/2013 11:00	483	
07/23/2013 12:00	595.4	
07/23/2013 13:00	511.5	
07/23/2013 14:00	467	
07/23/2013 15:00	513.3	
07/23/2013 16:00	555.6	
07/23/2013 17:00	552.2	
07/23/2013 18:00	536.7	
07/23/2013 19:00	519.4	
07/23/2013 20:00	427.9	
07/23/2013 21:00	492.8	
07/23/2013 22:00	481.6	
07/23/2013 23:00	418.7	610 519.4
07/24/2013 00:00	281.2	
07/24/2013 01:00	354.5	
07/24/2013 02:00	485.1	
07/24/2013 03:00	385.6	
07/24/2013 04:00	419.3	
07/24/2013 05:00	336.5	
07/24/2013 06:00	423.4	
07/24/2013 07:00	442.1	
07/24/2013 08:00	559	
07/24/2013 09:00	500	
07/24/2013 10:00	342.9	
07/24/2013 11:00	335.2	
07/24/2013 12:00	595	
07/24/2013 13:00	459.2	
07/24/2013 14:00	385.9	
07/24/2013 15:00	388.2	
07/24/2013 16:00	495.3	
07/24/2013 17:00	543.4	
07/24/2013 18:00	366.5	
07/24/2013 19:00	386.1	
07/24/2013 20:00	464.3	
07/24/2013 21:00	344.4	
07/24/2013 22:00	332.4	
07/24/2013 23:00	404	611 516.1
07/25/2013 00:00	390.6	
07/25/2013 01:00	363.1	
07/25/2013 02:00	383.5	
07/25/2013 03:00	384.8	
07/25/2013 04:00	352.9	
07/25/2013 05:00	354.3	

	Units 1&2 Combined	
Time	(Part 60 Data)	Day Count
07/25/2013 06:00	397.5	
07/25/2013 07:00	383.1	
07/25/2013 08:00	376.9	
07/25/2013 09:00	472.6	
07/25/2013 10:00	456.7	
07/25/2013 11:00	449.1	
07/25/2013 12:00	529.4	
07/25/2013 13:00	537.1	
07/25/2013 14:00	580	
07/25/2013 15:00	581.8	
07/25/2013 16:00	555.3	
07/25/2013 17:00	438.1	
07/25/2013 18:00	327.6	
07/25/2013 19:00	412.2	
07/25/2013 20:00	579.3	
07/25/2013 21:00	345.5	
07/25/2013 22:00	275.4	
07/25/2013 23:00	394.8	612 512.5
07/26/2013 00:00	417.5	
07/26/2013 01:00	361.3	
07/26/2013 02:00	360	
07/26/2013 03:00	390.7	
07/26/2013 04:00	385.8	
07/26/2013 05:00	349.7	
07/26/2013 06:00	331.6	
07/26/2013 07:00	506.6	
07/26/2013 08:00	508.5	
07/26/2013 09:00	565.8	
07/26/2013 10:00	537.8	
07/26/2013 11:00	478.2	
07/26/2013 12:00	502.9	
07/26/2013 13:00	515.9	
07/26/2013 14:00	553.6	
07/26/2013 15:00	556.1	
07/26/2013 16:00	521.7	
07/26/2013 17:00	526.1	
07/26/2013 18:00	439.5	
07/26/2013 19:00	409.5	
07/26/2013 20:00	532.9	
07/26/2013 21:00	397.7	
07/26/2013 22:00	354.4	
07/26/2013 23:00	337.6	613 509.6
07/27/2013 00:00	467.2	
07/27/2013 01:00	327.9	
07/27/2013 02:00	361.6	

Time	Units 1&2 Combined	
	(Part 60 Data)	Day Count
07/27/2013 03:00	381.2	
07/27/2013 04:00	357	
07/27/2013 05:00	367.4	
07/27/2013 06:00	370.9	
07/27/2013 07:00	362.9	
07/27/2013 08:00	463.4	
07/27/2013 09:00	612.6	
07/27/2013 10:00	692.8	
07/27/2013 11:00	646.1	
07/27/2013 12:00	524	
07/27/2013 13:00	294.4	
07/27/2013 14:00	244.3	
07/27/2013 15:00	370.8	
07/27/2013 16:00	619	
07/27/2013 17:00	398.1	
07/27/2013 18:00	392.3	
07/27/2013 19:00	479.5	
07/27/2013 20:00	480	
07/27/2013 21:00	377.3	
07/27/2013 22:00	439.3	
07/27/2013 23:00	475.3	614 505.7
07/28/2013 00:00	462.6	
07/28/2013 01:00	440.9	
07/28/2013 02:00	502.7	
07/28/2013 03:00	512.7	
07/28/2013 04:00	442.8	
07/28/2013 05:00	436.2	
07/28/2013 06:00	481.7	
07/28/2013 07:00	487.6	
07/28/2013 08:00	479.5	
07/28/2013 09:00	466.8	
07/28/2013 10:00	429.1	
07/28/2013 11:00	457.2	
07/28/2013 12:00	492.7	
07/28/2013 13:00	477.3	
07/28/2013 14:00	470.8	
07/28/2013 15:00	461.8	
07/28/2013 16:00	496.2	
07/28/2013 17:00	470	
07/28/2013 18:00	425.1	
07/28/2013 19:00	475.3	
07/28/2013 20:00	542.2	
07/28/2013 21:00	446	
07/28/2013 22:00	443.8	
07/28/2013 23:00	455.5	615 502.2

Time	Units 1&2 Combined	
	(Part 60 Data)	Day Count
07/29/2013 00:00	454.1	
07/29/2013 01:00	431.2	
07/29/2013 02:00	460.1	
07/29/2013 03:00	496.7	
07/29/2013 04:00	456.3	
07/29/2013 05:00	458.9	
07/29/2013 06:00	471.1	
07/29/2013 07:00	470	
07/29/2013 08:00	456.5	
07/29/2013 09:00	598	
07/29/2013 10:00	451.3	
07/29/2013 11:00	365.6	
07/29/2013 12:00	392.7	
07/29/2013 13:00	591.4	
07/29/2013 14:00	431.9	
07/29/2013 15:00	349.2	
07/29/2013 16:00	262.8	
07/29/2013 17:00	371.3	
07/29/2013 18:00	0	
07/29/2013 19:00	28.3	
07/29/2013 20:00	176.8	
07/29/2013 21:00	552.5	
07/29/2013 22:00	789.9	
07/29/2013 23:00	995.8	616 497.7
07/30/2013 00:00	789.6	
07/30/2013 01:00	497.3	
07/30/2013 02:00	526.6	
07/30/2013 03:00	530.6	
07/30/2013 04:00	547.7	
07/30/2013 05:00	560.3	
07/30/2013 06:00	512.3	
07/30/2013 07:00	514.3	
07/30/2013 08:00	463.6	
07/30/2013 09:00	455.7	
07/30/2013 10:00	658.4	
07/30/2013 11:00	445.9	
07/30/2013 12:00	557.5	
07/30/2013 13:00	521.2	
07/30/2013 14:00	452.5	
07/30/2013 15:00	513.4	
07/30/2013 16:00	371.5	
07/30/2013 17:00	342.6	
07/30/2013 18:00	187.5	
07/30/2013 19:00	11.5	
07/30/2013 20:00	18	

Time	Units 1&2 Combined	
	(Part 60 Data)	Day Count
07/30/2013 21:00	13.8	
07/30/2013 22:00	0	
07/30/2013 23:00	2.6	617 492.3
07/31/2013 00:00	37.3	
07/31/2013 01:00	123.9	
07/31/2013 02:00	504.4	
07/31/2013 03:00	618.8	
07/31/2013 04:00	553.5	
07/31/2013 05:00	596.6	
07/31/2013 06:00	522.3	
07/31/2013 07:00	499.6	
07/31/2013 08:00	473.5	
07/31/2013 09:00	718.6	
07/31/2013 10:00	1265.7	
07/31/2013 11:00	838.6	
07/31/2013 12:00	992.2	
07/31/2013 13:00	810.2	
07/31/2013 14:00	741.2	
07/31/2013 15:00	874.7	
07/31/2013 16:00	1452.2	
07/31/2013 17:00	1168	
07/31/2013 18:00	559.8	
07/31/2013 19:00	902.6	
07/31/2013 20:00	261.2	
07/31/2013 21:00	227.3	
07/31/2013 22:00	176	
07/31/2013 23:00	118.6	618 493.7
08/01/2013 00:00	243.6	
08/01/2013 01:00	281.2	
08/01/2013 02:00	561.5	
08/01/2013 03:00	676.7	
08/01/2013 04:00	741.3	
08/01/2013 05:00	654.5	
08/01/2013 06:00	467.9	
08/01/2013 07:00	671.8	
08/01/2013 08:00	854.9	
08/01/2013 09:00	1010.8	
08/01/2013 10:00	958.4	
08/01/2013 11:00	815.4	
08/01/2013 12:00	1028.6	
08/01/2013 13:00	827.7	
08/01/2013 14:00	834.6	
08/01/2013 15:00	984.1	
08/01/2013 16:00	765.2	
08/01/2013 17:00	826	

Time	Units 1&2 Combined	
	(Part 60 Data)	Day Count
08/01/2013 18:00	998.6	
08/01/2013 19:00	945.6	
08/01/2013 20:00	1451.2	
08/01/2013 21:00	1049.3	
08/01/2013 22:00	510.9	
08/01/2013 23:00	584.7	619 501.3
08/02/2013 00:00	674.2	
08/02/2013 01:00	580.2	
08/02/2013 02:00	558	
08/02/2013 03:00	584.6	
08/02/2013 04:00	633.7	
08/02/2013 05:00	726	
08/02/2013 06:00	991.9	
08/02/2013 07:00	1150.5	
08/02/2013 08:00	1357.7	
08/02/2013 09:00	1522.8	
08/02/2013 10:00	1207.9	
08/02/2013 11:00	1630.6	
08/02/2013 12:00	1216.7	
08/02/2013 13:00	1778.5	
08/02/2013 14:00	1316.3	
08/02/2013 15:00	1080.9	
08/02/2013 16:00	1109	
08/02/2013 17:00	1177.9	
08/02/2013 18:00	1006.4	
08/02/2013 19:00	1060.1	
08/02/2013 20:00	995.9	
08/02/2013 21:00	830.1	
08/02/2013 22:00	650.8	
08/02/2013 23:00	630.2	620 516.4
08/03/2013 00:00	639.6	
08/03/2013 01:00	609.5	
08/03/2013 02:00	637.5	
08/03/2013 03:00	589.6	
08/03/2013 04:00	562.7	
08/03/2013 05:00	578.8	
08/03/2013 06:00	594.2	
08/03/2013 07:00	641.5	
08/03/2013 08:00	772.7	
08/03/2013 09:00	886	
08/03/2013 10:00	931.4	
08/03/2013 11:00	865.9	
08/03/2013 12:00	951.7	
08/03/2013 13:00	827.2	
08/03/2013 14:00	933.7	

Time	Units 1&2 Combined	
	(Part 60 Data)	Day Count
08/03/2013 15:00	1164.5	
08/03/2013 16:00	1038.7	
08/03/2013 17:00	1034.8	
08/03/2013 18:00	1138.3	
08/03/2013 19:00	1008.1	
08/03/2013 20:00	956.8	
08/03/2013 21:00	616.4	
08/03/2013 22:00	552.1	
08/03/2013 23:00	559.4	621
08/04/2013 00:00	641.6	525.2
08/04/2013 01:00	507.6	
08/04/2013 02:00	530.3	
08/04/2013 03:00	580.8	
08/04/2013 04:00	571.3	
08/04/2013 05:00	556	
08/04/2013 06:00	551.8	
08/04/2013 07:00	561.1	
08/04/2013 08:00	565	
08/04/2013 09:00	631.7	
08/04/2013 10:00	710.4	
08/04/2013 11:00	912.4	
08/04/2013 12:00	902.1	
08/04/2013 13:00	866.7	
08/04/2013 14:00	921.7	
08/04/2013 15:00	1033.8	
08/04/2013 16:00	964.1	
08/04/2013 17:00	906.4	
08/04/2013 18:00	727.9	
08/04/2013 19:00	677.1	
08/04/2013 20:00	752.8	
08/04/2013 21:00	517.1	
08/04/2013 22:00	348.2	
08/04/2013 23:00	255.5	622
08/05/2013 00:00	255.7	528.7
08/05/2013 01:00	250.6	
08/05/2013 02:00	231.7	
08/05/2013 03:00	221.8	
08/05/2013 04:00	273.5	
08/05/2013 05:00	387.7	
08/05/2013 06:00	394.1	
08/05/2013 07:00	360.6	
08/05/2013 08:00	500.6	
08/05/2013 09:00	621.8	
08/05/2013 10:00	787.3	
08/05/2013 11:00	917.7	

	Units 1&2 Combined		
Time	(Part 60 Data)	Day Count	
08/05/2013 12:00	731.2		
08/05/2013 13:00	847.1		
08/05/2013 14:00	993.1		
08/05/2013 15:00	967.7		
08/05/2013 16:00	820.1		
08/05/2013 17:00	780.2		
08/05/2013 18:00	642.8		
08/05/2013 19:00	838.4		
08/05/2013 20:00	700.9		
08/05/2013 21:00	476.3		
08/05/2013 22:00	355.1		
08/05/2013 23:00	281.5	623	529.2
08/06/2013 00:00	270.6		
08/06/2013 01:00	259		
08/06/2013 02:00	258.6		
08/06/2013 03:00	250.2		
08/06/2013 04:00	283.2		
08/06/2013 05:00	324.6		
08/06/2013 06:00	281.2		
08/06/2013 07:00	327.8		
08/06/2013 08:00	395.9		
08/06/2013 09:00	557.2		
08/06/2013 10:00	648.7		
08/06/2013 11:00	658.2		
08/06/2013 12:00	826.5		
08/06/2013 13:00	687.5		
08/06/2013 14:00	487.5		
08/06/2013 15:00	523.3		
08/06/2013 16:00	495.8		
08/06/2013 17:00	556.9		
08/06/2013 18:00	493.5		
08/06/2013 19:00	533.7		
08/06/2013 20:00	548.4		
08/06/2013 21:00	415		
08/06/2013 22:00	320.7		
08/06/2013 23:00	226.2	624	525.1
08/07/2013 00:00	215.4		
08/07/2013 01:00	201.9		
08/07/2013 02:00	200.1		
08/07/2013 03:00	197		
08/07/2013 04:00	229.6		
08/07/2013 05:00	244.5		
08/07/2013 06:00	255.5		
08/07/2013 07:00	339.1		
08/07/2013 08:00	426.8		

Time	Units 1&2 Combined	
	(Part 60 Data)	Day Count
08/07/2013 09:00	497	
08/07/2013 10:00	553.4	
08/07/2013 11:00	552.3	
08/07/2013 12:00	563.6	
08/07/2013 13:00	555.1	
08/07/2013 14:00	584.5	
08/07/2013 15:00	558.6	
08/07/2013 16:00	553.4	
08/07/2013 17:00	583.3	
08/07/2013 18:00	655.3	
08/07/2013 19:00	828.5	
08/07/2013 20:00	732.5	
08/07/2013 21:00	507.2	
08/07/2013 22:00	451.6	
08/07/2013 23:00	505.3	625 520.0
08/08/2013 00:00	509.9	
08/08/2013 01:00	517.9	
08/08/2013 02:00	512.8	
08/08/2013 03:00	518.3	
08/08/2013 04:00	514.3	
08/08/2013 05:00	478.3	
08/08/2013 06:00	666.4	
08/08/2013 07:00	779.5	
08/08/2013 08:00	639	
08/08/2013 09:00	510.1	
08/08/2013 10:00	719.3	
08/08/2013 11:00	529	
08/08/2013 12:00	519.3	
08/08/2013 13:00	576.3	
08/08/2013 14:00	527.6	
08/08/2013 15:00	579.6	
08/08/2013 16:00	535.3	
08/08/2013 17:00	600	
08/08/2013 18:00	657.9	
08/08/2013 19:00	866.4	
08/08/2013 20:00	814.4	
08/08/2013 21:00	611.6	
08/08/2013 22:00	541	
08/08/2013 23:00	410	626 520.9
08/09/2013 00:00	349.7	
08/09/2013 01:00	285	
08/09/2013 02:00	193	
08/09/2013 03:00	220.1	
08/09/2013 04:00	335.9	
08/09/2013 05:00	486.4	

	Units 1&2 Combined	
Time	(Part 60 Data)	Day Count
08/09/2013 06:00	451.2	
08/09/2013 07:00	535.6	
08/09/2013 08:00	510.1	
08/09/2013 09:00	675.9	
08/09/2013 10:00	652.9	
08/09/2013 11:00	480.9	
08/09/2013 12:00	618.5	
08/09/2013 13:00	594	
08/09/2013 14:00	557.2	
08/09/2013 15:00	592.9	
08/09/2013 16:00	564.5	
08/09/2013 17:00	584.2	
08/09/2013 18:00	576.6	
08/09/2013 19:00	608.1	
08/09/2013 20:00	558.3	
08/09/2013 21:00	436.5	
08/09/2013 22:00	550.2	
08/09/2013 23:00	382.2	627 518.1
08/10/2013 00:00	414.9	
08/10/2013 01:00	377.1	
08/10/2013 02:00	331.3	
08/10/2013 03:00	229.1	
08/10/2013 04:00	208.5	
08/10/2013 05:00	251.4	
08/10/2013 06:00	243.8	
08/10/2013 07:00	261.3	
08/10/2013 08:00	441.9	
08/10/2013 09:00	532.5	
08/10/2013 10:00	458.8	
08/10/2013 11:00	547.4	
08/10/2013 12:00	511.3	
08/10/2013 13:00	609.8	
08/10/2013 14:00	460.6	
08/10/2013 15:00	637.6	
08/10/2013 16:00	528	
08/10/2013 17:00	573.1	
08/10/2013 18:00	533.8	
08/10/2013 19:00	548.8	
08/10/2013 20:00	570.6	
08/10/2013 21:00	419.1	
08/10/2013 22:00	520.6	
08/10/2013 23:00	379.1	628 514.4
08/11/2013 00:00	346.4	
08/11/2013 01:00	319.9	
08/11/2013 02:00	199.6	

Time	Units 1&2 Combined	
	(Part 60 Data)	Day Count
08/11/2013 03:00	187.7	
08/11/2013 04:00	181.1	
08/11/2013 05:00	193.6	
08/11/2013 06:00	196.3	
08/11/2013 07:00	289.1	
08/11/2013 08:00	322.7	
08/11/2013 09:00	319.9	
08/11/2013 10:00	511	
08/11/2013 11:00	544.6	
08/11/2013 12:00	520.3	
08/11/2013 13:00	543.8	
08/11/2013 14:00	534.7	
08/11/2013 15:00	561.1	
08/11/2013 16:00	563.8	
08/11/2013 17:00	556.3	
08/11/2013 18:00	565.7	
08/11/2013 19:00	568.9	
08/11/2013 20:00	521.7	
08/11/2013 21:00	481	
08/11/2013 22:00	476.5	
08/11/2013 23:00	474.9	629 516.7
08/12/2013 00:00	475.2	
08/12/2013 01:00	462.7	
08/12/2013 02:00	467.8	
08/12/2013 03:00	483.7	
08/12/2013 04:00	474.7	
08/12/2013 05:00	577	
08/12/2013 06:00	515	
08/12/2013 07:00	509.5	
08/12/2013 08:00	513.5	
08/12/2013 09:00	554.2	
08/12/2013 10:00	555.4	
08/12/2013 11:00	527.7	
08/12/2013 12:00	634.7	
08/12/2013 13:00	657.8	
08/12/2013 14:00	773.4	
08/12/2013 15:00	996.2	
08/12/2013 16:00	893.3	
08/12/2013 17:00	1101.7	
08/12/2013 18:00	1092.1	
08/12/2013 19:00	1048.1	
08/12/2013 20:00	1070.3	
08/12/2013 21:00	793.4	
08/12/2013 22:00	777.9	
08/12/2013 23:00	771	630 525.6

	Units 1&2 Combined	
Time	(Part 60 Data)	Day Count
08/13/2013 00:00	495.8	
08/13/2013 01:00	362.9	
08/13/2013 02:00	357.9	
08/13/2013 03:00	373.7	
08/13/2013 04:00	453.2	
08/13/2013 05:00	702.7	
08/13/2013 06:00	859.4	
08/13/2013 07:00	945.8	
08/13/2013 08:00	1054.4	
08/13/2013 09:00	1136.8	
08/13/2013 10:00	1122.2	
08/13/2013 11:00	1146.5	
08/13/2013 12:00	1099.9	
08/13/2013 13:00	1070.3	
08/13/2013 14:00	1116.4	
08/13/2013 15:00	1037	
08/13/2013 16:00	911	
08/13/2013 17:00	876.7	
08/13/2013 18:00	839.9	
08/13/2013 19:00	890.1	
08/13/2013 20:00	822.5	
08/13/2013 21:00	634	
08/13/2013 22:00	575.6	
08/13/2013 23:00	612.5	631 540.0
08/14/2013 00:00	567.5	
08/14/2013 01:00	537.7	
08/14/2013 02:00	534.3	
08/14/2013 03:00	531.3	
08/14/2013 04:00	536	
08/14/2013 05:00	703.5	
08/14/2013 06:00	651.5	
08/14/2013 07:00	701	
08/14/2013 08:00	722.2	
08/14/2013 09:00	851.3	
08/14/2013 10:00	1066.9	
08/14/2013 11:00	1084	
08/14/2013 12:00	1061.8	
08/14/2013 13:00	1012.4	
08/14/2013 14:00	930	
08/14/2013 15:00	937.6	
08/14/2013 16:00	964.3	
08/14/2013 17:00	996.7	
08/14/2013 18:00	940.5	
08/14/2013 19:00	819.6	
08/14/2013 20:00	667.3	

Time	Units 1&2 Combined	
	(Part 60 Data)	Day Count
08/14/2013 21:00	633.9	
08/14/2013 22:00	623.4	
08/14/2013 23:00	552	632 550.8
08/15/2013 00:00	494.6	
08/15/2013 01:00	520.2	
08/15/2013 02:00	492.3	
08/15/2013 03:00	526.2	
08/15/2013 04:00	524.3	
08/15/2013 05:00	602.4	
08/15/2013 06:00	691.3	
08/15/2013 07:00	684.8	
08/15/2013 08:00	713.7	
08/15/2013 09:00	796.8	
08/15/2013 10:00	790.1	
08/15/2013 11:00	694.2	
08/15/2013 12:00	760.8	
08/15/2013 13:00	793.2	
08/15/2013 14:00	789.1	
08/15/2013 15:00	772.3	
08/15/2013 16:00	753.6	
08/15/2013 17:00	781	
08/15/2013 18:00	719.6	
08/15/2013 19:00	779.8	
08/15/2013 20:00	749.8	
08/15/2013 21:00	483.8	
08/15/2013 22:00	519.4	
08/15/2013 23:00	573.5	633 556.2
08/16/2013 00:00	497.5	
08/16/2013 01:00	485.6	
08/16/2013 02:00	496.8	
08/16/2013 03:00	540.7	
08/16/2013 04:00	532.7	
08/16/2013 05:00	668.8	
08/16/2013 06:00	677.4	
08/16/2013 07:00	687.4	
08/16/2013 08:00	943.4	
08/16/2013 09:00	901.6	
08/16/2013 10:00	953.6	
08/16/2013 11:00	973.4	
08/16/2013 12:00	1298.8	
08/16/2013 13:00	1127.2	
08/16/2013 14:00	1106.2	
08/16/2013 15:00	1082.8	
08/16/2013 16:00	1353.1	
08/16/2013 17:00	1147.9	

	Units 1&2 Combined	
Time	(Part 60 Data)	Day Count
08/16/2013 18:00	841.1	
08/16/2013 19:00	841.2	
08/16/2013 20:00	849.4	
08/16/2013 21:00	753.2	
08/16/2013 22:00	585.8	
08/16/2013 23:00	683.3	634 563.7
08/17/2013 00:00	622.5	
08/17/2013 01:00	602.6	
08/17/2013 02:00	617	
08/17/2013 03:00	597.1	
08/17/2013 04:00	611.4	
08/17/2013 05:00	604.2	
08/17/2013 06:00	598	
08/17/2013 07:00	633.7	
08/17/2013 08:00	738	
08/17/2013 09:00	786.9	
08/17/2013 10:00	898.1	
08/17/2013 11:00	975	
08/17/2013 12:00	908	
08/17/2013 13:00	884.3	
08/17/2013 14:00	945.1	
08/17/2013 15:00	957.5	
08/17/2013 16:00	1018.6	
08/17/2013 17:00	901	
08/17/2013 18:00	831.1	
08/17/2013 19:00	1158.4	
08/17/2013 20:00	848.6	
08/17/2013 21:00	730.1	
08/17/2013 22:00	856.5	
08/17/2013 23:00	728.2	635 576.0
08/18/2013 00:00	787.8	
08/18/2013 01:00	723.8	
08/18/2013 02:00	616.1	
08/18/2013 03:00	627.3	
08/18/2013 04:00	615.8	
08/18/2013 05:00	625.1	
08/18/2013 06:00	611.1	
08/18/2013 07:00	613.5	
08/18/2013 08:00	688.6	
08/18/2013 09:00	763.2	
08/18/2013 10:00	793.5	
08/18/2013 11:00	911.8	
08/18/2013 12:00	835.4	
08/18/2013 13:00	856.9	
08/18/2013 14:00	850.7	

Time	Units 1&2 Combined	
	(Part 60 Data)	Day Count
08/18/2013 15:00	898.1	
08/18/2013 16:00	929.8	
08/18/2013 17:00	957.5	
08/18/2013 18:00	991.5	
08/18/2013 19:00	1120.3	
08/18/2013 20:00	961.4	
08/18/2013 21:00	752.6	
08/18/2013 22:00	643	
08/18/2013 23:00	578.6	636
08/19/2013 00:00	688.5	584.5
08/19/2013 01:00	582.9	
08/19/2013 02:00	567.6	
08/19/2013 03:00	635.8	
08/19/2013 04:00	842.6	
08/19/2013 05:00	874.2	
08/19/2013 06:00	762.5	
08/19/2013 07:00	980.4	
08/19/2013 08:00	821.4	
08/19/2013 09:00	980.3	
08/19/2013 10:00	1213.4	
08/19/2013 11:00	1346.1	
08/19/2013 12:00	1206.4	
08/19/2013 13:00	1304.5	
08/19/2013 14:00	1239.3	
08/19/2013 15:00	1240.7	
08/19/2013 16:00	1236.3	
08/19/2013 17:00	1214	
08/19/2013 18:00	1220.2	
08/19/2013 19:00	1178.6	
08/19/2013 20:00	1032.8	
08/19/2013 21:00	776.9	
08/19/2013 22:00	623.4	
08/19/2013 23:00	653.9	637
08/20/2013 00:00	657.8	592.4
08/20/2013 01:00	581	
08/20/2013 02:00	568	
08/20/2013 03:00	562.8	
08/20/2013 04:00	568.5	
08/20/2013 05:00	741.5	
08/20/2013 06:00	651.7	
08/20/2013 07:00	703.9	
08/20/2013 08:00	880.2	
08/20/2013 09:00	949.3	
08/20/2013 10:00	1235.2	
08/20/2013 11:00	1289.5	

Time	Units 1&2 Combined	
	(Part 60 Data)	Day Count
08/20/2013 12:00	1351.6	
08/20/2013 13:00	1225	
08/20/2013 14:00	1138.2	
08/20/2013 15:00	855.7	
08/20/2013 16:00	949.4	
08/20/2013 17:00	1001.1	
08/20/2013 18:00	970.6	
08/20/2013 19:00	944.5	
08/20/2013 20:00	914.5	
08/20/2013 21:00	727.8	
08/20/2013 22:00	583.3	
08/20/2013 23:00	617.3	638
08/21/2013 00:00	693.8	617.2
08/21/2013 01:00	554	
08/21/2013 02:00	598.2	
08/21/2013 03:00	584.2	
08/21/2013 04:00	693.6	
08/21/2013 05:00	807	
08/21/2013 06:00	686.2	
08/21/2013 07:00	821.1	
08/21/2013 08:00	1035.7	
08/21/2013 09:00	825.2	
08/21/2013 10:00	855	
08/21/2013 11:00	1219.9	
08/21/2013 12:00	1192.5	
08/21/2013 13:00	950.3	
08/21/2013 14:00	557.3	
08/21/2013 15:00	840.3	
08/21/2013 16:00	1413.9	
08/21/2013 17:00	1341.1	
08/21/2013 18:00	1267	
08/21/2013 19:00	1181.9	
08/21/2013 20:00	1061.7	
08/21/2013 21:00	791.6	
08/21/2013 22:00	741.8	
08/21/2013 23:00	534.4	639
08/22/2013 00:00	751.4	635.7
08/22/2013 01:00	726.6	
08/22/2013 02:00	664.5	
08/22/2013 03:00	530.4	
08/22/2013 04:00	585.9	
08/22/2013 05:00	744.3	
08/22/2013 06:00	909.2	
08/22/2013 07:00	688.7	
08/22/2013 08:00	4368.9	

Time	Units 1&2 Combined	
	(Part 60 Data)	Day Count
08/22/2013 09:00	10074.2	
08/22/2013 10:00	860.2	
08/22/2013 11:00	9223.1	
08/22/2013 12:00	3667.5	
08/22/2013 13:00	988.7	
08/22/2013 14:00	1009.3	
08/22/2013 15:00	1063.9	
08/22/2013 16:00	969.9	
08/22/2013 17:00	787.8	
08/22/2013 18:00	802.9	
08/22/2013 19:00	1110.8	
08/22/2013 20:00	1052	
08/22/2013 21:00	780	
08/22/2013 22:00	539.3	
08/22/2013 23:00	492.2	640
08/23/2013 00:00	648	676.2
08/23/2013 01:00	588.7	
08/23/2013 02:00	548.7	
08/23/2013 03:00	577.2	
08/23/2013 04:00	720.3	
08/23/2013 05:00	725.7	
08/23/2013 06:00	717	
08/23/2013 07:00	758	
08/23/2013 08:00	733.4	
08/23/2013 09:00	648.7	
08/23/2013 10:00	626.5	
08/23/2013 11:00	623.4	
08/23/2013 12:00	624.5	
08/23/2013 13:00	651.3	
08/23/2013 14:00	709.9	
08/23/2013 15:00	1166.5	
08/23/2013 16:00	1588.6	
08/23/2013 17:00	1290.3	
08/23/2013 18:00	882.4	
08/23/2013 19:00	760.5	
08/23/2013 20:00	753.9	
08/23/2013 21:00	716.3	
08/23/2013 22:00	681.8	
08/23/2013 23:00	610.4	641
08/24/2013 00:00	690	687.8
08/24/2013 01:00	702.5	
08/24/2013 02:00	562.2	
08/24/2013 03:00	480.9	
08/24/2013 04:00	324.4	
08/24/2013 05:00	318.9	

	Units 1&2 Combined	
Time	(Part 60 Data)	Day Count
08/24/2013 06:00	308.1	
08/24/2013 07:00	340.8	
08/24/2013 08:00	503.4	
08/24/2013 09:00	419.1	
08/24/2013 10:00	432.7	
08/24/2013 11:00	516.3	
08/24/2013 12:00	541.4	
08/24/2013 13:00	502.9	
08/24/2013 14:00	525.5	
08/24/2013 15:00	504.3	
08/24/2013 16:00	454.2	
08/24/2013 17:00	347.9	
08/24/2013 18:00	267.5	
08/24/2013 19:00	460.5	
08/24/2013 20:00	432	
08/24/2013 21:00	281.1	
08/24/2013 22:00	267.6	
08/24/2013 23:00	333.4	642 688.0
08/25/2013 00:00	310.8	
08/25/2013 01:00	294.3	
08/25/2013 02:00	297.3	
08/25/2013 03:00	489.4	
08/25/2013 04:00	440	
08/25/2013 05:00	298.5	
08/25/2013 06:00	417.4	
08/25/2013 07:00	443.5	
08/25/2013 08:00	443.1	
08/25/2013 09:00	427.9	
08/25/2013 10:00	421.5	
08/25/2013 11:00	424.3	
08/25/2013 12:00	398.5	
08/25/2013 13:00	412.8	
08/25/2013 14:00	534.3	
08/25/2013 15:00	555	
08/25/2013 16:00	494.9	
08/25/2013 17:00	944.5	
08/25/2013 18:00	2874	
08/25/2013 19:00	1073	
08/25/2013 20:00	672.5	
08/25/2013 21:00	607.6	
08/25/2013 22:00	699.5	
08/25/2013 23:00	609.4	643 693.2
08/26/2013 00:00	682.5	
08/26/2013 01:00	666.9	
08/26/2013 02:00	652.4	

	Units 1&2 Combined	
Time	(Part 60 Data)	Day Count
08/26/2013 03:00	662.1	
08/26/2013 04:00	679	
08/26/2013 05:00	806.4	
08/26/2013 06:00	710.8	
08/26/2013 07:00	754.1	
08/26/2013 08:00	800.9	
08/26/2013 09:00	823.2	
08/26/2013 10:00	995.7	
08/26/2013 11:00	975.5	
08/26/2013 12:00	1163.1	
08/26/2013 13:00	863.6	
08/26/2013 14:00	1043.4	
08/26/2013 15:00	1126.9	
08/26/2013 16:00	1103.6	
08/26/2013 17:00	1063.2	
08/26/2013 18:00	1114.8	
08/26/2013 19:00	1331.5	
08/26/2013 20:00	993.1	
08/26/2013 21:00	759.9	
08/26/2013 22:00	640.1	
08/26/2013 23:00	654.4	644 707.9
08/27/2013 00:00	795.9	
08/27/2013 01:00	703	
08/27/2013 02:00	671.7	
08/27/2013 03:00	676.2	
08/27/2013 04:00	662	
08/27/2013 05:00	825	
08/27/2013 06:00	748.9	
08/27/2013 07:00	690.8	
08/27/2013 08:00	1010.7	
08/27/2013 09:00	967.7	
08/27/2013 10:00	950.3	
08/27/2013 11:00	1034.5	
08/27/2013 12:00	1313.5	
08/27/2013 13:00	1118	
08/27/2013 14:00	1181.3	
08/27/2013 15:00	957.3	
08/27/2013 16:00	1028.3	
08/27/2013 17:00	1295.1	
08/27/2013 18:00	1154.9	
08/27/2013 19:00	1076.8	
08/27/2013 20:00	994.9	
08/27/2013 21:00	714.8	
08/27/2013 22:00	743.9	
08/27/2013 23:00	621.3	645 722.8

	Units 1&2 Combined	
Time	(Part 60 Data)	Day Count
08/28/2013 00:00	740.7	
08/28/2013 01:00	696	
08/28/2013 02:00	665.6	
08/28/2013 03:00	672.3	
08/28/2013 04:00	790.4	
08/28/2013 05:00	852.3	
08/28/2013 06:00	1130.9	
08/28/2013 07:00	822.9	
08/28/2013 08:00	1084.2	
08/28/2013 09:00	1060.7	
08/28/2013 10:00	1033.6	
08/28/2013 11:00	1189.6	
08/28/2013 12:00	1043.2	
08/28/2013 13:00	1047	
08/28/2013 14:00	1001.2	
08/28/2013 15:00	1204.3	
08/28/2013 16:00	1096.3	
08/28/2013 17:00	1155.1	
08/28/2013 18:00	1105.5	
08/28/2013 19:00	1003.5	
08/28/2013 20:00	843.3	
08/28/2013 21:00	686.7	
08/28/2013 22:00	742.8	
08/28/2013 23:00	660.9	646 738.3
08/29/2013 00:00	491.3	
08/29/2013 01:00	497.1	
08/29/2013 02:00	509.3	
08/29/2013 03:00	498.7	
08/29/2013 04:00	543.6	
08/29/2013 05:00	794.4	
08/29/2013 06:00	1008.7	
08/29/2013 07:00	990.5	
08/29/2013 08:00	985.9	
08/29/2013 09:00	1188.7	
08/29/2013 10:00	1201.4	
08/29/2013 11:00	1193.6	
08/29/2013 12:00	1169.3	
08/29/2013 13:00	1193.7	
08/29/2013 14:00	1143.5	
08/29/2013 15:00	1053.8	
08/29/2013 16:00	1133.5	
08/29/2013 17:00	1101	
08/29/2013 18:00	1064.9	
08/29/2013 19:00	1201.5	
08/29/2013 20:00	1059.2	

	Units 1&2 Combined		
Time	(Part 60 Data)	Day Count	
08/29/2013 21:00	861.4		
08/29/2013 22:00	860.5		
08/29/2013 23:00	906.4	647	755.5
08/30/2013 00:00	769.9		
08/30/2013 01:00	857.6		
08/30/2013 02:00	856.8		
08/30/2013 03:00	830.4		
08/30/2013 04:00	931.5		
08/30/2013 05:00	946.2		
08/30/2013 06:00	871.4		
08/30/2013 07:00	924.9		
08/30/2013 08:00	1027.6		
08/30/2013 09:00	1099.4		
08/30/2013 10:00	988.8		
08/30/2013 11:00	1094.4		
08/30/2013 12:00	1199		
08/30/2013 13:00	1094.4		
08/30/2013 14:00	1019.2		
08/30/2013 15:00	1154.5		
08/30/2013 16:00	1457.1		
08/30/2013 17:00	1355.3		
08/30/2013 18:00	1196.3		
08/30/2013 19:00	1130.4		
08/30/2013 20:00	925.1		
08/30/2013 21:00	822.7		
08/30/2013 22:00	912.2		
08/30/2013 23:00	726.7	648	768.2
08/31/2013 00:00	574.2		
08/31/2013 01:00	588.2		
08/31/2013 02:00	572.9		
08/31/2013 03:00	571.6		
08/31/2013 04:00	432.2		
08/31/2013 05:00	529.8		
08/31/2013 06:00	578		
08/31/2013 07:00	745.8		
08/31/2013 08:00	920.4		
08/31/2013 09:00	949.1		
08/31/2013 10:00	949.5		
08/31/2013 11:00	993.8		
08/31/2013 12:00	944		
08/31/2013 13:00	928.9		
08/31/2013 14:00	925		
08/31/2013 15:00	943.5		
08/31/2013 16:00	962.9		
08/31/2013 17:00	916.7		

Time	Units 1&2 Combined	
	(Part 60 Data)	Day Count
08/31/2013 18:00	1016.1	
08/31/2013 19:00	1039.1	
08/31/2013 20:00	983.7	
08/31/2013 21:00	854.3	
08/31/2013 22:00	756.8	
08/31/2013 23:00	713.7	649 769.1
09/01/2013 00:00	811.1	
09/01/2013 01:00	628.8	
09/01/2013 02:00	574.4	
09/01/2013 03:00	539.7	
09/01/2013 04:00	494.3	
09/01/2013 05:00	488.8	
09/01/2013 06:00	499.9	
09/01/2013 07:00	671.8	
09/01/2013 08:00	769.6	
09/01/2013 09:00	943.8	
09/01/2013 10:00	964.5	
09/01/2013 11:00	1051.1	
09/01/2013 12:00	943.3	
09/01/2013 13:00	842.6	
09/01/2013 14:00	810.2	
09/01/2013 15:00	924.2	
09/01/2013 16:00	958.4	
09/01/2013 17:00	871.5	
09/01/2013 18:00	671.6	
09/01/2013 19:00	863.6	
09/01/2013 20:00	1366.5	
09/01/2013 21:00	960.8	
09/01/2013 22:00	711.7	
09/01/2013 23:00	558.1	650 761.4
09/02/2013 00:00	453.3	
09/02/2013 01:00	454.6	
09/02/2013 02:00	475.3	
09/02/2013 03:00	484.4	
09/02/2013 04:00	458.8	
09/02/2013 05:00	459.6	
09/02/2013 06:00	445.4	
09/02/2013 07:00	525.2	
09/02/2013 08:00	911.7	
09/02/2013 09:00	1013.8	
09/02/2013 10:00	1299.3	
09/02/2013 11:00	1220.4	
09/02/2013 12:00	683.3	
09/02/2013 13:00	778.9	
09/02/2013 14:00	1077.4	

Time	Units 1&2 Combined	
	(Part 60 Data)	Day Count
09/02/2013 15:00	1150.4	
09/02/2013 16:00	1008.3	
09/02/2013 17:00	980.1	
09/02/2013 18:00	817.8	
09/02/2013 19:00	949.2	
09/02/2013 20:00	763.7	
09/02/2013 21:00	752.6	
09/02/2013 22:00	682.5	
09/02/2013 23:00	666	651
09/03/2013 00:00	467.3	760.6
09/03/2013 01:00	479.3	
09/03/2013 02:00	463.2	
09/03/2013 03:00	482.4	
09/03/2013 04:00	496.8	
09/03/2013 05:00	754	
09/03/2013 06:00	924.2	
09/03/2013 07:00	1348.4	
09/03/2013 08:00	644.1	
09/03/2013 09:00	861.2	
09/03/2013 10:00	636.7	
09/03/2013 11:00	667.9	
09/03/2013 12:00	631.4	
09/03/2013 13:00	652.8	
09/03/2013 14:00	526	
09/03/2013 15:00	464.4	
09/03/2013 16:00	485.7	
09/03/2013 17:00	563.8	
09/03/2013 18:00	486.8	
09/03/2013 19:00	605.7	
09/03/2013 20:00	562.4	
09/03/2013 21:00	424.7	
09/03/2013 22:00	427.2	
09/03/2013 23:00	449.4	652
09/04/2013 00:00	380	758.3
09/04/2013 01:00	427.4	
09/04/2013 02:00	418.3	
09/04/2013 03:00	401.6	
09/04/2013 04:00	470.7	
09/04/2013 05:00	526.9	
09/04/2013 06:00	757.1	
09/04/2013 07:00	517.6	
09/04/2013 08:00	659.2	
09/04/2013 09:00	920.9	
09/04/2013 10:00	783.9	
09/04/2013 11:00	1000.7	

Time	Units 1&2 Combined	
	(Part 60 Data)	Day Count
09/04/2013 12:00	1018.6	
09/04/2013 13:00	1397.7	
09/04/2013 14:00	1158.7	
09/04/2013 15:00	1018.5	
09/04/2013 16:00	931.4	
09/04/2013 17:00	1049.8	
09/04/2013 18:00	1075.1	
09/04/2013 19:00	890.5	
09/04/2013 20:00	857.3	
09/04/2013 21:00	513.8	
09/04/2013 22:00	461	
09/04/2013 23:00	423.6	653 764.4
09/05/2013 00:00	418.6	
09/05/2013 01:00	388.9	
09/05/2013 02:00	456.2	
09/05/2013 03:00	428.6	
09/05/2013 04:00	395.1	
09/05/2013 05:00	499.4	
09/05/2013 06:00	591.7	
09/05/2013 07:00	437	
09/05/2013 08:00	416.4	
09/05/2013 09:00	733.5	
09/05/2013 10:00	657.3	
09/05/2013 11:00	745.9	
09/05/2013 12:00	896.4	
09/05/2013 13:00	1201.7	
09/05/2013 14:00	1137.3	
09/05/2013 15:00	1121.3	
09/05/2013 16:00	1066.4	
09/05/2013 17:00	1054.9	
09/05/2013 18:00	807.9	
09/05/2013 19:00	1113.6	
09/05/2013 20:00	848.4	
09/05/2013 21:00	509.7	
09/05/2013 22:00	328.8	
09/05/2013 23:00	335.5	654 772.7
09/06/2013 00:00	451.5	
09/06/2013 01:00	406.8	
09/06/2013 02:00	379.8	
09/06/2013 03:00	388.3	
09/06/2013 04:00	399.6	
09/06/2013 05:00	508.6	
09/06/2013 06:00	389.7	
09/06/2013 07:00	490.1	
09/06/2013 08:00	886.4	

Time	Units 1&2 Combined	
	(Part 60 Data)	Day Count
09/06/2013 09:00	1062.7	
09/06/2013 10:00	981.8	
09/06/2013 11:00	1043.7	
09/06/2013 12:00	1460.3	
09/06/2013 13:00	1284.5	
09/06/2013 14:00	1037.6	
09/06/2013 15:00	955.2	
09/06/2013 16:00	1017.6	
09/06/2013 17:00	865.2	
09/06/2013 18:00	713.7	
09/06/2013 19:00	864.4	
09/06/2013 20:00	835.6	
09/06/2013 21:00	597.5	
09/06/2013 22:00	581.8	
09/06/2013 23:00	590.8	655 782.7
09/07/2013 00:00	656.1	
09/07/2013 01:00	621.7	
09/07/2013 02:00	614.2	
09/07/2013 03:00	628.9	
09/07/2013 04:00	602.8	
09/07/2013 05:00	629.5	
09/07/2013 06:00	844.3	
09/07/2013 07:00	922.3	
09/07/2013 08:00	1121.2	
09/07/2013 09:00	650.4	
09/07/2013 10:00	788.5	
09/07/2013 11:00	1078.4	
09/07/2013 12:00	1019	
09/07/2013 13:00	1256.9	
09/07/2013 14:00	1241.3	
09/07/2013 15:00	1184.1	
09/07/2013 16:00	993.3	
09/07/2013 17:00	1008.7	
09/07/2013 18:00	1112.4	
09/07/2013 19:00	1482.7	
09/07/2013 20:00	1007.1	
09/07/2013 21:00	804.3	
09/07/2013 22:00	658.2	
09/07/2013 23:00	719.2	656 793.1
09/08/2013 00:00	695.8	
09/08/2013 01:00	569.6	
09/08/2013 02:00	640.4	
09/08/2013 03:00	646.8	
09/08/2013 04:00	608.5	
09/08/2013 05:00	606.7	

Time	Units 1&2 Combined	
	(Part 60 Data)	Day Count
09/08/2013 06:00	612.4	
09/08/2013 07:00	688	
09/08/2013 08:00	824.3	
09/08/2013 09:00	732.2	
09/08/2013 10:00	728.1	
09/08/2013 11:00	1109.9	
09/08/2013 12:00	918.1	
09/08/2013 13:00	788	
09/08/2013 14:00	945.1	
09/08/2013 15:00	1252.3	
09/08/2013 16:00	959.7	
09/08/2013 17:00	914.9	
09/08/2013 18:00	1087.6	
09/08/2013 19:00	1278.9	
09/08/2013 20:00	823.3	
09/08/2013 21:00	545.6	
09/08/2013 22:00	669.8	
09/08/2013 23:00	680.1	657
09/09/2013 00:00	572.3	803.6
09/09/2013 01:00	547	
09/09/2013 02:00	581.7	
09/09/2013 03:00	592.8	
09/09/2013 04:00	719.2	
09/09/2013 05:00	745.9	
09/09/2013 06:00	749.8	
09/09/2013 07:00	724.6	
09/09/2013 08:00	822.3	
09/09/2013 09:00	977.2	
09/09/2013 10:00	1134.8	
09/09/2013 11:00	1298	
09/09/2013 12:00	1230.6	
09/09/2013 13:00	1168.1	
09/09/2013 14:00	1106	
09/09/2013 15:00	1047.7	
09/09/2013 16:00	974.2	
09/09/2013 17:00	999.9	
09/09/2013 18:00	993.4	
09/09/2013 19:00	994	
09/09/2013 20:00	935	
09/09/2013 21:00	902.2	
09/09/2013 22:00	768.6	
09/09/2013 23:00	645.1	658
09/10/2013 00:00	711.9	818.3
09/10/2013 01:00	823.8	
09/10/2013 02:00	705.5	

	Units 1&2 Combined		
Time	(Part 60 Data)	Day Count	
09/10/2013 03:00	655.6		
09/10/2013 04:00	803.5		
09/10/2013 05:00	843.4		
09/10/2013 06:00	898.2		
09/10/2013 07:00	837.6		
09/10/2013 08:00	974.2		
09/10/2013 09:00	1045.1		
09/10/2013 10:00	1054.2		
09/10/2013 11:00	1033.7		
09/10/2013 12:00	1090.6		
09/10/2013 13:00	1109.4		
09/10/2013 14:00	1054.3		
09/10/2013 15:00	648.6		
09/10/2013 16:00	543.6		
09/10/2013 17:00	739.4		
09/10/2013 18:00	816.2		
09/10/2013 19:00	656.1		
09/10/2013 20:00	668.6		
09/10/2013 21:00	721.5		
09/10/2013 22:00	752.7		
09/10/2013 23:00	814.1	659	832.3
09/11/2013 00:00	877.6		
09/11/2013 01:00	729.7		
09/11/2013 02:00	607.9		
09/11/2013 03:00	843.6		
09/11/2013 04:00	1029.8		
09/11/2013 05:00	1300.5		
09/11/2013 06:00	926.8		
09/11/2013 07:00	818		
09/11/2013 08:00	785.3		
09/11/2013 09:00	897.4		
09/11/2013 10:00	612.9		
09/11/2013 11:00	452.1		
09/11/2013 12:00	740.3		
09/11/2013 13:00	846.6		
09/11/2013 14:00	1082.8		
09/11/2013 15:00	781		
09/11/2013 16:00	582		
09/11/2013 17:00	1058.2		
09/11/2013 18:00	773.5		
09/11/2013 19:00	688.4		
09/11/2013 20:00	756.3		
09/11/2013 21:00	846.2		
09/11/2013 22:00	863.4		
09/11/2013 23:00	934.1	660	836.6

	Units 1&2 Combined	
Time	(Part 60 Data)	Day Count
09/12/2013 00:00	858.7	
09/12/2013 01:00	832	
09/12/2013 02:00	617.9	
09/12/2013 03:00	780.6	
09/12/2013 04:00	685.7	
09/12/2013 05:00	916	
09/12/2013 06:00	950	
09/12/2013 07:00	1196.6	
09/12/2013 08:00	1023.7	
09/12/2013 09:00	1368	
09/12/2013 10:00	1422.3	
09/12/2013 11:00	1573.2	
09/12/2013 12:00	1528.7	
09/12/2013 13:00	1629.6	
09/12/2013 14:00	1386.6	
09/12/2013 15:00	1160.9	
09/12/2013 16:00	907.9	
09/12/2013 17:00	718.3	
09/12/2013 18:00	984.8	
09/12/2013 19:00	1106.6	
09/12/2013 20:00	729.4	
09/12/2013 21:00	518.1	
09/12/2013 22:00	671.2	
09/12/2013 23:00	890.7	661 843.5
09/13/2013 00:00	646.2	
09/13/2013 01:00	652.2	
09/13/2013 02:00	629.5	
09/13/2013 03:00	627.1	
09/13/2013 04:00	726.7	
09/13/2013 05:00	837.2	
09/13/2013 06:00	631.5	
09/13/2013 07:00	922.3	
09/13/2013 08:00	1085.7	
09/13/2013 09:00	1005	
09/13/2013 10:00	1066	
09/13/2013 11:00	903.5	
09/13/2013 12:00	998	
09/13/2013 13:00	880.2	
09/13/2013 14:00	872.4	
09/13/2013 15:00	839.6	
09/13/2013 16:00	711.4	
09/13/2013 17:00	509.2	
09/13/2013 18:00	574.7	
09/13/2013 19:00	637.7	
09/13/2013 20:00	706.6	

Time	Units 1&2 Combined	
	(Part 60 Data)	Day Count
09/13/2013 21:00	785.3	
09/13/2013 22:00	541.5	
09/13/2013 23:00	552.5	662
09/14/2013 00:00	565.9	843.1
09/14/2013 01:00	530.4	
09/14/2013 02:00	544.5	
09/14/2013 03:00	561.5	
09/14/2013 04:00	573.9	
09/14/2013 05:00	601.4	
09/14/2013 06:00	506.1	
09/14/2013 07:00	668.8	
09/14/2013 08:00	689.4	
09/14/2013 09:00	652	
09/14/2013 10:00	618	
09/14/2013 11:00	627.8	
09/14/2013 12:00	694.7	
09/14/2013 13:00	642.3	
09/14/2013 14:00	535.5	
09/14/2013 15:00	665.7	
09/14/2013 16:00	711.9	
09/14/2013 17:00	611.4	
09/14/2013 18:00	606.5	
09/14/2013 19:00	805.8	
09/14/2013 20:00	618	
09/14/2013 21:00	537.7	
09/14/2013 22:00	590.2	
09/14/2013 23:00	592	663
09/15/2013 00:00	597.7	841.3
09/15/2013 01:00	502.1	
09/15/2013 02:00	466.1	
09/15/2013 03:00	474.2	
09/15/2013 04:00	492.7	
09/15/2013 05:00	501.6	
09/15/2013 06:00	499.7	
09/15/2013 07:00	557.3	
09/15/2013 08:00	485.4	
09/15/2013 09:00	450.8	
09/15/2013 10:00	471.1	
09/15/2013 11:00	570.5	
09/15/2013 12:00	574.4	
09/15/2013 13:00	477.4	
09/15/2013 14:00	521.7	
09/15/2013 15:00	662	
09/15/2013 16:00	559.3	
09/15/2013 17:00	507.1	

	Units 1&2 Combined		
Time	(Part 60 Data)	Day Count	
09/15/2013 18:00	494.6		
09/15/2013 19:00	760.6		
09/15/2013 20:00	641.1		
09/15/2013 21:00	582.3		
09/15/2013 22:00	582.7		
09/15/2013 23:00	634.6	664	831.7
09/16/2013 00:00	544		
09/16/2013 01:00	640.8		
09/16/2013 02:00	662.6		
09/16/2013 03:00	631		
09/16/2013 04:00	678.6		
09/16/2013 05:00	972.5		
09/16/2013 06:00	985.3		
09/16/2013 07:00	712.1		
09/16/2013 08:00	721		
09/16/2013 09:00	1034.5		
09/16/2013 10:00	1020.3		
09/16/2013 11:00	920.1		
09/16/2013 12:00	964.9		
09/16/2013 13:00	884.4		
09/16/2013 14:00	670.5		
09/16/2013 15:00	606.8		
09/16/2013 16:00	545.7		
09/16/2013 17:00	387.7		
09/16/2013 18:00	426.6		
09/16/2013 19:00	299.7		
09/16/2013 20:00	168.1		
09/16/2013 21:00	135.3		
09/16/2013 22:00	72.6		
09/16/2013 23:00	71	665	825.7
09/17/2013 00:00	72.4		
09/17/2013 01:00	76.6		
09/17/2013 02:00	85		
09/17/2013 03:00	122.2		
09/17/2013 04:00	219.8		
09/17/2013 05:00	403.7		
09/17/2013 06:00	479.4		
09/17/2013 07:00	411.7		
09/17/2013 08:00	517.3		
09/17/2013 09:00	560.7		
09/17/2013 10:00	709.1		
09/17/2013 11:00	765.2		
09/17/2013 12:00	778.6		
09/17/2013 13:00	693		
09/17/2013 14:00	548.9		

Time	Units 1&2 Combined	
	(Part 60 Data)	Day Count
09/17/2013 15:00	447.9	
09/17/2013 16:00	480.7	
09/17/2013 17:00	472	
09/17/2013 18:00	255	
09/17/2013 19:00	293.5	
09/17/2013 20:00	222.1	
09/17/2013 21:00	165.1	
09/17/2013 22:00	84.7	
09/17/2013 23:00	52.6	666 812.0
09/18/2013 00:00	53.7	
09/18/2013 01:00	76.2	
09/18/2013 02:00	144.3	
09/18/2013 03:00	300.2	
09/18/2013 04:00	421.3	
09/18/2013 05:00	643.7	
09/18/2013 06:00	624.3	
09/18/2013 07:00	581.4	
09/18/2013 08:00	595.4	
09/18/2013 09:00	656.2	
09/18/2013 10:00	910.5	
09/18/2013 11:00	828	
09/18/2013 12:00	686.6	
09/18/2013 13:00	523.1	
09/18/2013 14:00	666.9	
09/18/2013 15:00	754.3	
09/18/2013 16:00	772	
09/18/2013 17:00	647.5	
09/18/2013 18:00	753.4	
09/18/2013 19:00	785.6	
09/18/2013 20:00	490	
09/18/2013 21:00	295.2	
09/18/2013 22:00	556.1	
09/18/2013 23:00	537.9	667 798.3
09/19/2013 00:00	402.7	
09/19/2013 01:00	406.8	
09/19/2013 02:00	435.3	
09/19/2013 03:00	557.8	
09/19/2013 04:00	616.1	
09/19/2013 05:00	882.7	
09/19/2013 06:00	806.7	
09/19/2013 07:00	713.9	
09/19/2013 08:00	1021.9	
09/19/2013 09:00	1124.8	
09/19/2013 10:00	862.7	
09/19/2013 11:00	936.8	

Time	Units 1&2 Combined	
	(Part 60 Data)	Day Count
09/19/2013 12:00	1268.6	
09/19/2013 13:00	1084.3	
09/19/2013 14:00	1067.4	
09/19/2013 15:00	1092.6	
09/19/2013 16:00	1444.9	
09/19/2013 17:00	933.2	
09/19/2013 18:00	1530	
09/19/2013 19:00	1671.9	
09/19/2013 20:00	1050.6	
09/19/2013 21:00	836.3	
09/19/2013 22:00	675.3	
09/19/2013 23:00	688.3	668 800.3
09/20/2013 00:00	898.5	
09/20/2013 01:00	763.8	
09/20/2013 02:00	685.1	
09/20/2013 03:00	934	
09/20/2013 04:00	1179.9	
09/20/2013 05:00	1576.9	
09/20/2013 06:00	1433.3	
09/20/2013 07:00	1047.7	
09/20/2013 08:00	1083.6	
09/20/2013 09:00	1483	
09/20/2013 10:00	2015.9	
09/20/2013 11:00	1657.9	
09/20/2013 12:00	1563.7	
09/20/2013 13:00	1454.5	
09/20/2013 14:00	1739.2	
09/20/2013 15:00	1371.4	
09/20/2013 16:00	1510.1	
09/20/2013 17:00	1520.2	
09/20/2013 18:00	1936.2	
09/20/2013 19:00	2664.5	
09/20/2013 20:00	3001.4	
09/20/2013 21:00	1894.1	
09/20/2013 22:00	1242.1	
09/20/2013 23:00	874.5	669 820.1
09/21/2013 00:00	773.1	
09/21/2013 01:00	783.6	
09/21/2013 02:00	767.4	
09/21/2013 03:00	773.9	
09/21/2013 04:00	794.6	
09/21/2013 05:00	870.5	
09/21/2013 06:00	937.2	
09/21/2013 07:00	1157.1	
09/21/2013 08:00	1244.3	

Time	Units 1&2 Combined	
	(Part 60 Data)	Day Count
09/21/2013 09:00	1206	
09/21/2013 10:00	1182.6	
09/21/2013 11:00	995.4	
09/21/2013 12:00	957.8	
09/21/2013 13:00	980.2	
09/21/2013 14:00	1032.5	
09/21/2013 15:00	1123.8	
09/21/2013 16:00	1105.8	
09/21/2013 17:00	1076.8	
09/21/2013 18:00	1028.1	
09/21/2013 19:00	1215.2	
09/21/2013 20:00	897.8	
09/21/2013 21:00	839.2	
09/21/2013 22:00	755.1	
09/21/2013 23:00	692.8	670
09/22/2013 00:00	695	792.0
09/22/2013 01:00	683.7	
09/22/2013 02:00	683.9	
09/22/2013 03:00	592.1	
09/22/2013 04:00	566	
09/22/2013 05:00	748.5	
09/22/2013 06:00	826.1	
09/22/2013 07:00	725.1	
09/22/2013 08:00	882.6	
09/22/2013 09:00	895.7	
09/22/2013 10:00	704.8	
09/22/2013 11:00	795.4	
09/22/2013 12:00	813.9	
09/22/2013 13:00	732.7	
09/22/2013 14:00	672.5	
09/22/2013 15:00	793	
09/22/2013 16:00	922.5	
09/22/2013 17:00	1031.9	
09/22/2013 18:00	897.1	
09/22/2013 19:00	887.5	
09/22/2013 20:00	813.5	
09/22/2013 21:00	654.5	
09/22/2013 22:00	530.7	
09/22/2013 23:00	785.4	671
09/23/2013 00:00	708.9	792.0
09/23/2013 01:00	586.6	
09/23/2013 02:00	661.8	
09/23/2013 03:00	555.7	
09/23/2013 04:00	725.4	
09/23/2013 05:00	999.9	

Time	Units 1&2 Combined	
	(Part 60 Data)	Day Count
09/23/2013 06:00	887.6	
09/23/2013 07:00	872.1	
09/23/2013 08:00	997.5	
09/23/2013 09:00	951.6	
09/23/2013 10:00	868.3	
09/23/2013 11:00	908.4	
09/23/2013 12:00	912.9	
09/23/2013 13:00	955.1	
09/23/2013 14:00	934.2	
09/23/2013 15:00	975.5	
09/23/2013 16:00	1088.6	
09/23/2013 17:00	921.9	
09/23/2013 18:00	1192.5	
09/23/2013 19:00	1218.8	
09/23/2013 20:00	746.2	
09/23/2013 21:00	713.2	
09/23/2013 22:00	763.2	
09/23/2013 23:00	810.8	672
09/24/2013 00:00	705.6	806.5
09/24/2013 01:00	698.9	
09/24/2013 02:00	719.7	
09/24/2013 03:00	748.5	
09/24/2013 04:00	783.8	
09/24/2013 05:00	1068.3	
09/24/2013 06:00	961	
09/24/2013 07:00	848.4	
09/24/2013 08:00	867.9	
09/24/2013 09:00	779.3	
09/24/2013 10:00	835.9	
09/24/2013 11:00	793.4	
09/24/2013 12:00	846.7	
09/24/2013 13:00	942.5	
09/24/2013 14:00	1146	
09/24/2013 15:00	1191.6	
09/24/2013 16:00	942.5	
09/24/2013 17:00	854.3	
09/24/2013 18:00	1260.4	
09/24/2013 19:00	1285.1	
09/24/2013 20:00	1058.1	
09/24/2013 21:00	955.5	
09/24/2013 22:00	585.3	
09/24/2013 23:00	693.4	673
09/25/2013 00:00	996.2	816.2
09/25/2013 01:00	732.7	
09/25/2013 02:00	457.1	

	Units 1&2 Combined		
Time	(Part 60 Data)	Day Count	
09/25/2013 03:00	541.4		
09/25/2013 04:00	524.7		
09/25/2013 05:00	470.7		
09/25/2013 06:00	513.5		
09/25/2013 07:00	454		
09/25/2013 08:00	337.5		
09/25/2013 09:00	463.2		
09/25/2013 10:00	637.4		
09/25/2013 11:00	587.8		
09/25/2013 12:00	615.1		
09/25/2013 13:00	537		
09/25/2013 14:00	587.2		
09/25/2013 15:00	726.7		
09/25/2013 16:00	1141.3		
09/25/2013 17:00	1224.2		
09/25/2013 18:00	1267.3		
09/25/2013 19:00	1253.2		
09/25/2013 20:00	656.8		
09/25/2013 21:00	277.1		
09/25/2013 22:00	269		
09/25/2013 23:00	491.3	674	808.9
09/26/2013 00:00	403		
09/26/2013 01:00	345.7		
09/26/2013 02:00	392.8		
09/26/2013 03:00	418		
09/26/2013 04:00	495.3		
09/26/2013 05:00	620.9		
09/26/2013 06:00	395.9		
09/26/2013 07:00	313.1		
09/26/2013 08:00	418.8		
09/26/2013 09:00	434.3		
09/26/2013 10:00	500.6		
09/26/2013 11:00	626.1		
09/26/2013 12:00	547.7		
09/26/2013 13:00	549.8		
09/26/2013 14:00	655.9		
09/26/2013 15:00	639.3		
09/26/2013 16:00	649.6		
09/26/2013 17:00	587.1		
09/26/2013 18:00	552.2		
09/26/2013 19:00	637.5		
09/26/2013 20:00	610.3		
09/26/2013 21:00	371.5		
09/26/2013 22:00	387		
09/26/2013 23:00	419.7	675	795.0

Time	Units 1&2 Combined	
	(Part 60 Data)	Day Count
09/27/2013 00:00	460.1	
09/27/2013 01:00	392.9	
09/27/2013 02:00	401.3	
09/27/2013 03:00	516.4	
09/27/2013 04:00	492.6	
09/27/2013 05:00	486.7	
09/27/2013 06:00	582.5	
09/27/2013 07:00	477.1	
09/27/2013 08:00	551.6	
09/27/2013 09:00	638	
09/27/2013 10:00	593.5	
09/27/2013 11:00	604.2	
09/27/2013 12:00	590.5	
09/27/2013 13:00	593.8	
09/27/2013 14:00	591.8	
09/27/2013 15:00	698.1	
09/27/2013 16:00	559.2	
09/27/2013 17:00	503.5	
09/27/2013 18:00	460.4	
09/27/2013 19:00	712	
09/27/2013 20:00	486.4	
09/27/2013 21:00	345.1	
09/27/2013 22:00	349.7	
09/27/2013 23:00	373.3	676 781.3
09/28/2013 00:00	468.9	
09/28/2013 01:00	379.3	
09/28/2013 02:00	355	
09/28/2013 03:00	425.2	
09/28/2013 04:00	433.2	
09/28/2013 05:00	453.4	
09/28/2013 06:00	373.3	
09/28/2013 07:00	445	
09/28/2013 08:00	520.4	
09/28/2013 09:00	509.9	
09/28/2013 10:00	680.6	
09/28/2013 11:00	553.6	
09/28/2013 12:00	401.4	
09/28/2013 13:00	507.4	
09/28/2013 14:00	786.6	
09/28/2013 15:00	435.8	
09/28/2013 16:00	459.3	
09/28/2013 17:00	390.9	
09/28/2013 18:00	627.5	
09/28/2013 19:00	484.3	
09/28/2013 20:00	344	

Time	Units 1&2 Combined	
	(Part 60 Data)	Day Count
09/28/2013 21:00	513.1	
09/28/2013 22:00	447.2	
09/28/2013 23:00	297.7	677
09/29/2013 00:00	431.2	765.5
09/29/2013 01:00	408.1	
09/29/2013 02:00	378.6	
09/29/2013 03:00	402.4	
09/29/2013 04:00	396.5	
09/29/2013 05:00	386.9	
09/29/2013 06:00	414.4	
09/29/2013 07:00	491.3	
09/29/2013 08:00	474.3	
09/29/2013 09:00	415.1	
09/29/2013 10:00	457	
09/29/2013 11:00	468.7	
09/29/2013 12:00	589.9	
09/29/2013 13:00	465.5	
09/29/2013 14:00	303.4	
09/29/2013 15:00	482.4	
09/29/2013 16:00	591.6	
09/29/2013 17:00	470.5	
09/29/2013 18:00	640	
09/29/2013 19:00	460.1	
09/29/2013 20:00	375.8	
09/29/2013 21:00	397.3	
09/29/2013 22:00	394.5	
09/29/2013 23:00	441.5	678
09/30/2013 00:00	464.2	746.8
09/30/2013 01:00	338.8	
09/30/2013 02:00	397.3	
09/30/2013 03:00	504.3	
09/30/2013 04:00	514.6	
09/30/2013 05:00	550.9	
09/30/2013 06:00	546.2	
09/30/2013 07:00	490.3	
09/30/2013 08:00	671.4	
09/30/2013 09:00	627.1	
09/30/2013 10:00	551	
09/30/2013 11:00	709.1	
09/30/2013 12:00	684.2	
09/30/2013 13:00	621.7	
09/30/2013 14:00	549.5	
09/30/2013 15:00	584.8	
09/30/2013 16:00	725.4	
09/30/2013 17:00	631.9	

	Units 1&2 Combined		
Time	(Part 60 Data)	Day Count	
09/30/2013 18:00	702.5		
09/30/2013 19:00	587.8		
09/30/2013 20:00	385.6		
09/30/2013 21:00	237.6		
09/30/2013 22:00	338.4		
09/30/2013 23:00	442.3	679	737.8
10/01/2013 00:00	360		
10/01/2013 01:00	343.8		
10/01/2013 02:00	371.9		
10/01/2013 03:00	380.2		
10/01/2013 04:00	437.7		
10/01/2013 05:00	562.9		
10/01/2013 06:00	458		
10/01/2013 07:00	428.1		
10/01/2013 08:00	607.1		
10/01/2013 09:00	637.5		
10/01/2013 10:00	675.4		
10/01/2013 11:00	715.2		
10/01/2013 12:00	679.1		
10/01/2013 13:00	607.5		
10/01/2013 14:00	580.9		
10/01/2013 15:00	579		
10/01/2013 16:00	682.9		
10/01/2013 17:00	525.6		
10/01/2013 18:00	603.1		
10/01/2013 19:00	674.8		
10/01/2013 20:00	569.3		
10/01/2013 21:00	459.9		
10/01/2013 22:00	460.9		
10/01/2013 23:00	587.1	680	729.5
10/02/2013 00:00	604.7		
10/02/2013 01:00	515.4		
10/02/2013 02:00	527.8		
10/02/2013 03:00	550.7		
10/02/2013 04:00	552.4		
10/02/2013 05:00	588		
10/02/2013 06:00	606.2		
10/02/2013 07:00	437.3		
10/02/2013 08:00	609.4		
10/02/2013 09:00	996.4		
10/02/2013 10:00	762.2		
10/02/2013 11:00	628.5		
10/02/2013 12:00	621.3		
10/02/2013 13:00	617.9		
10/02/2013 14:00	601.1		

Time	Units 1&2 Combined	
	(Part 60 Data)	Day Count
10/02/2013 15:00	628.7	
10/02/2013 16:00	696	
10/02/2013 17:00	763.6	
10/02/2013 18:00	763.7	
10/02/2013 19:00	706.5	
10/02/2013 20:00	413.9	
10/02/2013 21:00	344.6	
10/02/2013 22:00	667.5	
10/02/2013 23:00	987.3	681 724.9
10/03/2013 00:00	864.9	
10/03/2013 01:00	658.9	
10/03/2013 02:00	606.5	
10/03/2013 03:00	696.2	
10/03/2013 04:00	863.2	
10/03/2013 05:00	865.9	
10/03/2013 06:00	1094.3	
10/03/2013 07:00	1413.8	
10/03/2013 08:00	1529.1	
10/03/2013 09:00	1732	
10/03/2013 10:00	1785.3	
10/03/2013 11:00	1809.7	
10/03/2013 12:00	1297.1	
10/03/2013 13:00	1033	
10/03/2013 14:00	1204.8	
10/03/2013 15:00	1234.9	
10/03/2013 16:00	1262.3	
10/03/2013 17:00	1163.1	
10/03/2013 18:00	1153.7	
10/03/2013 19:00	1255.4	
10/03/2013 20:00	1230.7	
10/03/2013 21:00	853.9	
10/03/2013 22:00	742.1	
10/03/2013 23:00	625.8	682 742.2
10/04/2013 00:00	648.6	
10/04/2013 01:00	762.9	
10/04/2013 02:00	746.9	
10/04/2013 03:00	709.5	
10/04/2013 04:00	931.3	
10/04/2013 05:00	850.8	
10/04/2013 06:00	1528.7	
10/04/2013 07:00	1051.5	
10/04/2013 08:00	1168	
10/04/2013 09:00	1117.6	
10/04/2013 10:00	1247.3	
10/04/2013 11:00	1343	

Time	Units 1&2 Combined	
	(Part 60 Data)	Day Count
10/04/2013 12:00	1306.6	
10/04/2013 13:00	1242.4	
10/04/2013 14:00	1217.3	
10/04/2013 15:00	1116.5	
10/04/2013 16:00	1235.5	
10/04/2013 17:00	1165.6	
10/04/2013 18:00	1188.8	
10/04/2013 19:00	1094.4	
10/04/2013 20:00	867.7	
10/04/2013 21:00	677.5	
10/04/2013 22:00	572.9	
10/04/2013 23:00	518.1	683 750.9
10/05/2013 00:00	531.6	
10/05/2013 01:00	500.5	
10/05/2013 02:00	306.6	
10/05/2013 03:00	459.8	
10/05/2013 04:00	519.8	
10/05/2013 05:00	508.8	
10/05/2013 06:00	535.7	
10/05/2013 07:00	596.3	
10/05/2013 08:00	863.8	
10/05/2013 09:00	701	
10/05/2013 10:00	746.1	
10/05/2013 11:00	747	
10/05/2013 12:00	711.8	
10/05/2013 13:00	919.2	
10/05/2013 14:00	925	
10/05/2013 15:00	921.7	
10/05/2013 16:00	903.3	
10/05/2013 17:00	969.9	
10/05/2013 18:00	1033.5	
10/05/2013 19:00	953.7	
10/05/2013 20:00	1035.8	
10/05/2013 21:00	1104.6	
10/05/2013 22:00	950.4	
10/05/2013 23:00	756.5	684 753.2
10/06/2013 00:00	849.2	
10/06/2013 01:00	743.8	
10/06/2013 02:00	650.6	
10/06/2013 03:00	689.6	
10/06/2013 04:00	738.4	
10/06/2013 05:00	704.2	
10/06/2013 06:00	691.5	
10/06/2013 07:00	693.3	
10/06/2013 08:00	732.4	

Time	Units 1&2 Combined	
	(Part 60 Data)	Day Count
10/06/2013 09:00	955.1	
10/06/2013 10:00	1330.9	
10/06/2013 11:00	1397.6	
10/06/2013 12:00	750.4	
10/06/2013 13:00	727.6	
10/06/2013 14:00	879.8	
10/06/2013 15:00	920.9	
10/06/2013 16:00	1127.3	
10/06/2013 17:00	1139.2	
10/06/2013 18:00	990.3	
10/06/2013 19:00	976.9	
10/06/2013 20:00	757.2	
10/06/2013 21:00	559.3	
10/06/2013 22:00	562.3	
10/06/2013 23:00	522.7	685 755.8
10/07/2013 00:00	537.9	
10/07/2013 01:00	373.6	
10/07/2013 02:00	411.1	
10/07/2013 03:00	643.2	
10/07/2013 04:00	892.1	
10/07/2013 05:00	1219.3	
10/07/2013 06:00	1082.5	
10/07/2013 07:00	893.3	
10/07/2013 08:00	835.5	
10/07/2013 09:00	1290.6	
10/07/2013 10:00	924.3	
10/07/2013 11:00	821.7	
10/07/2013 12:00	943.9	
10/07/2013 13:00	909.4	
10/07/2013 14:00	827.2	
10/07/2013 15:00	867.8	
10/07/2013 16:00	898.9	
10/07/2013 17:00	959.1	
10/07/2013 18:00	981.6	
10/07/2013 19:00	926	
10/07/2013 20:00	696	
10/07/2013 21:00	493	
10/07/2013 22:00	424.1	
10/07/2013 23:00	442.5	686 752.5
10/08/2013 00:00	522	
10/08/2013 01:00	497.8	
10/08/2013 02:00	508.3	
10/08/2013 03:00	539.2	
10/08/2013 04:00	707.8	
10/08/2013 05:00	871.9	

	Units 1&2 Combined	
Time	(Part 60 Data)	Day Count
10/08/2013 06:00	1021.9	
10/08/2013 07:00	819.1	
10/08/2013 08:00	1047	
10/08/2013 09:00	969.3	
10/08/2013 10:00	1143.8	
10/08/2013 11:00	1040.5	
10/08/2013 12:00	1018.4	
10/08/2013 13:00	970	
10/08/2013 14:00	899.9	
10/08/2013 15:00	906.8	
10/08/2013 16:00	1198.5	
10/08/2013 17:00	1011.9	
10/08/2013 18:00	917.4	
10/08/2013 19:00	785.3	
10/08/2013 20:00	642.5	
10/08/2013 21:00	715.7	
10/08/2013 22:00	792.8	
10/08/2013 23:00	996	687
10/09/2013 00:00	905.1	754.2
10/09/2013 01:00	720.7	
10/09/2013 02:00	614.3	
10/09/2013 03:00	732.1	
10/09/2013 04:00	875.2	
10/09/2013 05:00	843.8	
10/09/2013 06:00	995.5	
10/09/2013 07:00	804.6	
10/09/2013 08:00	1214.3	
10/09/2013 09:00	930	
10/09/2013 10:00	986.8	
10/09/2013 11:00	1006.1	
10/09/2013 12:00	1035	
10/09/2013 13:00	1081.6	
10/09/2013 14:00	762.5	
10/09/2013 15:00	1308.7	
10/09/2013 16:00	1484.3	
10/09/2013 17:00	1250.6	
10/09/2013 18:00	1186.3	
10/09/2013 19:00	1204.4	
10/09/2013 20:00	1061.2	
10/09/2013 21:00	983.1	
10/09/2013 22:00	1039.9	
10/09/2013 23:00	846.4	688
10/10/2013 00:00	885.5	757.9
10/10/2013 01:00	853	
10/10/2013 02:00	868.5	

	Units 1&2 Combined		
Time	(Part 60 Data)	Day Count	
10/10/2013 03:00	1070.5		
10/10/2013 04:00	1105.8		
10/10/2013 05:00	1024.7		
10/10/2013 06:00	1396.6		
10/10/2013 07:00	1099.6		
10/10/2013 08:00	1703.9		
10/10/2013 09:00	1345.9		
10/10/2013 10:00	1275.1		
10/10/2013 11:00	1329.5		
10/10/2013 12:00	1453.6		
10/10/2013 13:00	1197.7		
10/10/2013 14:00	1408.5		
10/10/2013 15:00	1929.5		
10/10/2013 16:00	1550.4		
10/10/2013 17:00	1372		
10/10/2013 18:00	1284.6		
10/10/2013 19:00	1299.7		
10/10/2013 20:00	1331.7		
10/10/2013 21:00	1258.7		
10/10/2013 22:00	1084.4		
10/10/2013 23:00	851.8	689	771.7
10/11/2013 00:00	630.7		
10/11/2013 01:00	957.6		
10/11/2013 02:00	906.3		
10/11/2013 03:00	787.2		
10/11/2013 04:00	835		
10/11/2013 05:00	1117.9		
10/11/2013 06:00	983.8		
10/11/2013 07:00	905.9		
10/11/2013 08:00	1283.5		
10/11/2013 09:00	1241.4		
10/11/2013 10:00	1224.9		
10/11/2013 11:00	1256.7		
10/11/2013 12:00	1385		
10/11/2013 13:00	1129.9		
10/11/2013 14:00	1243.3		
10/11/2013 15:00	1260.6		
10/11/2013 16:00	755.9		
10/11/2013 17:00	456.6		
10/11/2013 18:00	498.6		
10/11/2013 19:00	219.7		
10/11/2013 20:00	143.8		
10/11/2013 21:00	122.7		
10/11/2013 22:00	150.7		
10/11/2013 23:00	222	690	771.6

	Units 1&2 Combined	
Time	(Part 60 Data)	Day Count
10/12/2013 00:00	312.4	
10/12/2013 01:00	332.1	
10/12/2013 02:00	434.2	
10/12/2013 03:00	645.7	
10/12/2013 04:00	639.6	
10/12/2013 05:00	639.1	
10/12/2013 06:00	560.6	
10/12/2013 07:00	816.9	
10/12/2013 08:00	1373.7	
10/12/2013 09:00	1327.3	
10/12/2013 10:00	1097.4	
10/12/2013 11:00	1189.3	
10/12/2013 12:00	1302.4	
10/12/2013 13:00	1170.6	
10/12/2013 14:00	1186	
10/12/2013 15:00	1345.3	
10/12/2013 16:00	1198.1	
10/12/2013 17:00	1247.1	
10/12/2013 18:00	1244.9	
10/12/2013 19:00	1193.9	
10/12/2013 20:00	913.9	
10/12/2013 21:00	1209.8	
10/12/2013 22:00	1007.7	
10/12/2013 23:00	773.5	691 769.8
10/13/2013 00:00	733.2	
10/13/2013 01:00	455.2	
10/13/2013 02:00	438.5	
10/13/2013 03:00	507.8	
10/13/2013 04:00	478.4	
10/13/2013 05:00	474.3	
10/13/2013 06:00	583	
10/13/2013 07:00	524.6	
10/13/2013 08:00	708.6	
10/13/2013 09:00	1051.6	
10/13/2013 10:00	1125.8	
10/13/2013 11:00	960.5	
10/13/2013 12:00	941.1	
10/13/2013 13:00	1031	
10/13/2013 14:00	1071.8	
10/13/2013 15:00	1040.3	
10/13/2013 16:00	1006	
10/13/2013 17:00	1079.6	
10/13/2013 18:00	1311.5	
10/13/2013 19:00	860.5	
10/13/2013 20:00	684.6	

Time	Units 1&2 Combined	
	(Part 60 Data)	Day Count
10/13/2013 21:00	757.6	
10/13/2013 22:00	688.4	
10/13/2013 23:00	464.8	692 770.7
10/14/2013 00:00	469.4	
10/14/2013 01:00	459.2	
10/14/2013 02:00	450.3	
10/14/2013 03:00	487.6	
10/14/2013 04:00	682.1	
10/14/2013 05:00	808.9	
10/14/2013 06:00	956.1	
10/14/2013 07:00	1061.5	
10/14/2013 08:00	1149.3	
10/14/2013 09:00	1504.8	
10/14/2013 10:00	1749.3	
10/14/2013 11:00	1186.7	
10/14/2013 12:00	1165.6	
10/14/2013 13:00	1280.3	
10/14/2013 14:00	1095.3	
10/14/2013 15:00	859.6	
10/14/2013 16:00	906.7	
10/14/2013 17:00	802.7	
10/14/2013 18:00	722.2	
10/14/2013 19:00	549.4	
10/14/2013 20:00	462	
10/14/2013 21:00	529.7	
10/14/2013 22:00	907.3	
10/14/2013 23:00	764.9	693 779.4
10/15/2013 00:00	572.8	
10/15/2013 01:00	560.1	
10/15/2013 02:00	587.6	
10/15/2013 03:00	592.1	
10/15/2013 04:00	716.9	
10/15/2013 05:00	864	
10/15/2013 06:00	757.7	
10/15/2013 07:00	580.1	
10/15/2013 08:00	536	
10/15/2013 09:00	828.7	
10/15/2013 10:00	834.8	
10/15/2013 11:00	672	
10/15/2013 12:00	807.1	
10/15/2013 13:00	768	
10/15/2013 14:00	636.6	
10/15/2013 15:00	658.4	
10/15/2013 16:00	858.3	
10/15/2013 17:00	847.5	

	Units 1&2 Combined		
Time	(Part 60 Data)	Day Count	
10/15/2013 18:00	860.2		
10/15/2013 19:00	686.8		
10/15/2013 20:00	673.2		
10/15/2013 21:00	427.2		
10/15/2013 22:00	372.9		
10/15/2013 23:00	325	694	783.5
10/16/2013 00:00	478		
10/16/2013 01:00	330.6		
10/16/2013 02:00	392.5		
10/16/2013 03:00	532.7		
10/16/2013 04:00	603.6		
10/16/2013 05:00	742.4		
10/16/2013 06:00	1077.5		
10/16/2013 07:00	847.5		
10/16/2013 08:00	748.2		
10/16/2013 09:00	858.4		
10/16/2013 10:00	915.4		
10/16/2013 11:00	976.4		
10/16/2013 12:00	915.1		
10/16/2013 13:00	893.9		
10/16/2013 14:00	868		
10/16/2013 15:00	817.3		
10/16/2013 16:00	993.5		
10/16/2013 17:00	1006.5		
10/16/2013 18:00	957		
10/16/2013 19:00	863.8		
10/16/2013 20:00	899.1		
10/16/2013 21:00	863.5		
10/16/2013 22:00	560		
10/16/2013 23:00	555.7	695	788.9
10/17/2013 00:00	644.8		
10/17/2013 01:00	399.7		
10/17/2013 02:00	437		
10/17/2013 03:00	649.2		
10/17/2013 04:00	669.6		
10/17/2013 05:00	906.1		
10/17/2013 06:00	864		
10/17/2013 07:00	792.1		
10/17/2013 08:00	642.5		
10/17/2013 09:00	710.8		
10/17/2013 10:00	724.6		
10/17/2013 11:00	757.4		
10/17/2013 12:00	854.8		
10/17/2013 13:00	817.7		
10/17/2013 14:00	771		

Time	Units 1&2 Combined	
	(Part 60 Data)	Day Count
10/17/2013 15:00	780.1	
10/17/2013 16:00	789	
10/17/2013 17:00	771.9	
10/17/2013 18:00	803.8	
10/17/2013 19:00	806.8	
10/17/2013 20:00	824.8	
10/17/2013 21:00	740	
10/17/2013 22:00	541	
10/17/2013 23:00	333.4	696 800.2
10/18/2013 00:00	439.7	
10/18/2013 01:00	729.3	
10/18/2013 02:00	615.4	
10/18/2013 03:00	661.3	
10/18/2013 04:00	697.9	
10/18/2013 05:00	637	
10/18/2013 06:00	683.2	
10/18/2013 07:00	955.2	
10/18/2013 08:00	928.6	
10/18/2013 09:00	782.6	
10/18/2013 10:00	489.9	
10/18/2013 11:00	538.3	
10/18/2013 12:00	943.9	
10/18/2013 13:00	986.4	
10/18/2013 14:00	793.7	
10/18/2013 15:00	544.7	
10/18/2013 16:00	647.9	
10/18/2013 17:00	813.2	
10/18/2013 18:00	929.1	
10/18/2013 19:00	686	
10/18/2013 20:00	548.4	
10/18/2013 21:00	629.9	
10/18/2013 22:00	620.9	
10/18/2013 23:00	664.8	697 805.3
10/19/2013 00:00	604.9	
10/19/2013 01:00	461.5	
10/19/2013 02:00	550.7	
10/19/2013 03:00	699	
10/19/2013 04:00	738.6	
10/19/2013 05:00	514	
10/19/2013 06:00	716.2	
10/19/2013 07:00	1012.5	
10/19/2013 08:00	877	
10/19/2013 09:00	751.6	
10/19/2013 10:00	754.9	
10/19/2013 11:00	487.2	

Time	Units 1&2 Combined	
	(Part 60 Data)	Day Count
10/19/2013 12:00	184.2	
10/19/2013 13:00	103.8	
10/19/2013 14:00	0	
10/19/2013 15:00	0	
10/19/2013 16:00	0	
10/19/2013 17:00	0	
10/19/2013 18:00	0	
10/19/2013 19:00	0	
10/19/2013 20:00	0	
10/19/2013 21:00	0	
10/19/2013 22:00	0	
10/19/2013 23:00	0	698 797.4
10/22/2013 00:00	0	
10/22/2013 01:00	0	
10/22/2013 02:00	0	
10/22/2013 03:00	0	
10/22/2013 04:00	0	
10/22/2013 05:00	0	
10/22/2013 06:00	0	
10/22/2013 07:00	0	
10/22/2013 08:00	0	
10/22/2013 09:00	0	
10/22/2013 10:00	0	
10/22/2013 11:00	0	
10/22/2013 12:00	0	
10/22/2013 13:00	0	
10/22/2013 14:00	0	
10/22/2013 15:00	0	
10/22/2013 16:00	0	
10/22/2013 17:00	0.9	
10/22/2013 18:00	0	
10/22/2013 19:00	1.8	
10/22/2013 20:00	1.8	
10/22/2013 21:00	0.9	
10/22/2013 22:00	0.9	
10/22/2013 23:00	1.8	699 766.8
10/23/2013 00:00	1.8	
10/23/2013 01:00	2.7	
10/23/2013 02:00	2.7	
10/23/2013 03:00	9.7	
10/23/2013 04:00	4.4	
10/23/2013 05:00	3.6	
10/23/2013 06:00	3.6	
10/23/2013 07:00	5.3	
10/23/2013 08:00	27.3	

Time	Units 1&2 Combined	
	(Part 60 Data)	Day Count
10/23/2013 09:00	25.1	
10/23/2013 10:00	71.9	
10/23/2013 11:00	268	
10/23/2013 12:00	281.3	
10/23/2013 13:00	0	
10/23/2013 14:00	0	
10/23/2013 15:00	0	
10/23/2013 16:00	0	
10/23/2013 17:00	0	
10/23/2013 18:00	0	
10/23/2013 19:00	0	
10/23/2013 20:00	0	
10/23/2013 21:00	0	
10/23/2013 22:00	0	
10/23/2013 23:00	0	700 746.2
10/27/2013 00:00	0	
10/27/2013 01:00	0	
10/27/2013 02:00	0	
10/27/2013 03:00	0	
10/27/2013 04:00	0	
10/27/2013 05:00	0	
10/27/2013 06:00	0	
10/27/2013 07:00	0	
10/27/2013 08:00	0	
10/27/2013 09:00	0	
10/27/2013 10:00	6.7	
10/27/2013 11:00	3.6	
10/27/2013 12:00	8.5	
10/27/2013 13:00	14.7	
10/27/2013 14:00	38.3	
10/27/2013 15:00	44.8	
10/27/2013 16:00	90.8	
10/27/2013 17:00	103.4	
10/27/2013 18:00	178.9	
10/27/2013 19:00	377.8	
10/27/2013 20:00	788.9	
10/27/2013 21:00	325.6	
10/27/2013 22:00	361.6	
10/27/2013 23:00	597.1	701 734.4
10/28/2013 00:00	396.5	
10/28/2013 01:00	388.6	
10/28/2013 02:00	259.9	
10/28/2013 03:00	380.3	
10/28/2013 04:00	495	
10/28/2013 05:00	534.7	

Time	Units 1&2 Combined	
	(Part 60 Data)	Day Count
10/28/2013 06:00	883.5	
10/28/2013 07:00	652.4	
10/28/2013 08:00	573	
10/28/2013 09:00	553.7	
10/28/2013 10:00	616.3	
10/28/2013 11:00	763.7	
10/28/2013 12:00	772.5	
10/28/2013 13:00	727.1	
10/28/2013 14:00	621.4	
10/28/2013 15:00	717.1	
10/28/2013 16:00	460.3	
10/28/2013 17:00	503.3	
10/28/2013 18:00	827.5	
10/28/2013 19:00	880.5	
10/28/2013 20:00	429.3	
10/28/2013 21:00	317.4	
10/28/2013 22:00	607.1	
10/28/2013 23:00	441.6	702
10/29/2013 00:00	338.8	723.7
10/29/2013 01:00	469.6	
10/29/2013 02:00	455	
10/29/2013 03:00	451.7	
10/29/2013 04:00	531.6	
10/29/2013 05:00	627.6	
10/29/2013 06:00	961.3	
10/29/2013 07:00	673.9	
10/29/2013 08:00	561.8	
10/29/2013 09:00	532.1	
10/29/2013 10:00	528.7	
10/29/2013 11:00	553.6	
10/29/2013 12:00	599.3	
10/29/2013 13:00	612.3	
10/29/2013 14:00	416.7	
10/29/2013 15:00	265.8	
10/29/2013 16:00	237.1	
10/29/2013 17:00	171.5	
10/29/2013 18:00	250.2	
10/29/2013 19:00	112.3	
10/29/2013 20:00	189.5	
10/29/2013 21:00	219.9	
10/29/2013 22:00	273.7	
10/29/2013 23:00	341.4	703
10/30/2013 00:00	350.8	707.0
10/30/2013 01:00	369.9	
10/30/2013 02:00	394.9	

	Units 1&2 Combined	
Time	(Part 60 Data)	Day Count
10/30/2013 03:00	510.2	
10/30/2013 04:00	370.2	
10/30/2013 05:00	566	
10/30/2013 06:00	634.8	
10/30/2013 07:00	714.6	
10/30/2013 08:00	611.1	
10/30/2013 09:00	559.1	
10/30/2013 10:00	531.1	
10/30/2013 11:00	553.1	
10/30/2013 12:00	628.4	
10/30/2013 13:00	649.4	
10/30/2013 14:00	634.5	
10/30/2013 15:00	657.4	
10/30/2013 16:00	620.1	
10/30/2013 17:00	622.2	
10/30/2013 18:00	603.4	
10/30/2013 19:00	586.3	
10/30/2013 20:00	698.4	
10/30/2013 21:00	591.1	
10/30/2013 22:00	399	
10/30/2013 23:00	356	704
10/31/2013 00:00	511.7	703.2
10/31/2013 01:00	406.2	
10/31/2013 02:00	400.1	
10/31/2013 03:00	512.2	
10/31/2013 04:00	465.8	
10/31/2013 05:00	597	
10/31/2013 06:00	594	
10/31/2013 07:00	581	
10/31/2013 08:00	593.3	
10/31/2013 09:00	559.6	
10/31/2013 10:00	584.6	
10/31/2013 11:00	659.3	
10/31/2013 12:00	699.3	
10/31/2013 13:00	438.7	
10/31/2013 14:00	550	
10/31/2013 15:00	642.8	
10/31/2013 16:00	677.7	
10/31/2013 17:00	602.2	
10/31/2013 18:00	474.7	
10/31/2013 19:00	588.6	
10/31/2013 20:00	580.8	
10/31/2013 21:00	332.1	
10/31/2013 22:00	385.4	
10/31/2013 23:00	428.5	705
		704.6

Time	Units 1&2 Combined	
	(Part 60 Data)	Day Count
11/01/2013 00:00	389.5	
11/01/2013 01:00	411	
11/01/2013 02:00	392.1	
11/01/2013 03:00	400.4	
11/01/2013 04:00	487.9	
11/01/2013 05:00	550.6	
11/01/2013 06:00	611.7	
11/01/2013 07:00	473	
11/01/2013 08:00	574.1	
11/01/2013 09:00	535.4	
11/01/2013 10:00	454.7	
11/01/2013 11:00	604.8	
11/01/2013 12:00	581.9	
11/01/2013 13:00	448.6	
11/01/2013 14:00	549.6	
11/01/2013 15:00	643.6	
11/01/2013 16:00	475.1	
11/01/2013 17:00	688.7	
11/01/2013 18:00	579.9	
11/01/2013 19:00	433.4	
11/01/2013 20:00	403.3	
11/01/2013 21:00	427.4	
11/01/2013 22:00	532.3	
11/01/2013 23:00	416.8	706 704.0
11/02/2013 00:00	373.5	
11/02/2013 01:00	483.8	
11/02/2013 02:00	366.4	
11/02/2013 03:00	448.5	
11/02/2013 04:00	508.8	
11/02/2013 05:00	494.3	
11/02/2013 06:00	447.6	
11/02/2013 07:00	584.2	
11/02/2013 08:00	507.4	
11/02/2013 09:00	733.9	
11/02/2013 10:00	546.7	
11/02/2013 11:00	445.9	
11/02/2013 12:00	418.2	
11/02/2013 13:00	527.6	
11/02/2013 14:00	469.7	
11/02/2013 15:00	496.3	
11/02/2013 16:00	538.6	
11/02/2013 17:00	572.9	
11/02/2013 18:00	571.1	
11/02/2013 19:00	536.4	
11/02/2013 20:00	421.1	

Time	Units 1&2 Combined	
	(Part 60 Data)	Day Count
11/02/2013 21:00	399	
11/02/2013 22:00	548.6	
11/02/2013 23:00	516.4	707
11/03/2013 00:00	483.9	705.0
11/03/2013 01:00	498.3	
11/03/2013 02:00	531.8	
11/03/2013 03:00	498.6	
11/03/2013 04:00	515.2	
11/03/2013 05:00	571.4	
11/03/2013 06:00	590.3	
11/03/2013 07:00	573.9	
11/03/2013 08:00	621.4	
11/03/2013 09:00	621.1	
11/03/2013 10:00	456	
11/03/2013 11:00	448.7	
11/03/2013 12:00	543.7	
11/03/2013 13:00	540.1	
11/03/2013 14:00	508.6	
11/03/2013 15:00	476.9	
11/03/2013 16:00	535.1	
11/03/2013 17:00	874.3	
11/03/2013 18:00	764.6	
11/03/2013 19:00	912.5	
11/03/2013 20:00	1222.7	
11/03/2013 21:00	923	
11/03/2013 22:00	799.1	
11/03/2013 23:00	1152.1	708
11/04/2013 00:00	827.7	712.3
11/04/2013 01:00	860.2	
11/04/2013 02:00	973.1	
11/04/2013 03:00	996	
11/04/2013 04:00	906.1	
11/04/2013 05:00	1107.5	
11/04/2013 06:00	1341.6	
11/04/2013 07:00	1075.9	
11/04/2013 08:00	1024.4	
11/04/2013 09:00	1047.8	
11/04/2013 10:00	1253.2	
11/04/2013 11:00	1242	
11/04/2013 12:00	1084.3	
11/04/2013 13:00	1327.8	
11/04/2013 14:00	1133.1	
11/04/2013 15:00	1047.7	
11/04/2013 16:00	1219.3	
11/04/2013 17:00	1372.7	

Time	Units 1&2 Combined	
	(Part 60 Data)	Day Count
11/04/2013 18:00	1302.5	
11/04/2013 19:00	1247	
11/04/2013 20:00	1195.3	
11/04/2013 21:00	1163.6	
11/04/2013 22:00	1022.4	
11/04/2013 23:00	994.3	709
11/05/2013 00:00	984.4	733.0
11/05/2013 01:00	545.4	
11/05/2013 02:00	412.9	
11/05/2013 03:00	451.6	
11/05/2013 04:00	497.6	
11/05/2013 05:00	499.2	
11/05/2013 06:00	685.7	
11/05/2013 07:00	664.1	
11/05/2013 08:00	1095.3	
11/05/2013 09:00	1308.1	
11/05/2013 10:00	1202.2	
11/05/2013 11:00	1364.4	
11/05/2013 12:00	1276.5	
11/05/2013 13:00	1273	
11/05/2013 14:00	1150.6	
11/05/2013 15:00	1269	
11/05/2013 16:00	1364.6	
11/05/2013 17:00	1315.4	
11/05/2013 18:00	1462.7	
11/05/2013 19:00	1040.7	
11/05/2013 20:00	1083.1	
11/05/2013 21:00	857.6	
11/05/2013 22:00	889	
11/05/2013 23:00	981.7	710
11/06/2013 00:00	1031.8	749.0
11/06/2013 01:00	497	
11/06/2013 02:00	472.6	
11/06/2013 03:00	535.1	
11/06/2013 04:00	547	
11/06/2013 05:00	549.3	
11/06/2013 06:00	773.4	
11/06/2013 07:00	812.4	
11/06/2013 08:00	623.9	
11/06/2013 09:00	1119.3	
11/06/2013 10:00	1248.9	
11/06/2013 11:00	1247	
11/06/2013 12:00	1198.9	
11/06/2013 13:00	1450.1	
11/06/2013 14:00	1258.2	

	Units 1&2 Combined	
Time	(Part 60 Data)	Day Count
11/06/2013 15:00	1281.5	
11/06/2013 16:00	1477.5	
11/06/2013 17:00	1700.6	
11/06/2013 18:00	1206.4	
11/06/2013 19:00	939.5	
11/06/2013 20:00	784.2	
11/06/2013 21:00	641.7	
11/06/2013 22:00	794.2	
11/06/2013 23:00	568.5	711 760.2
11/07/2013 00:00	703.8	
11/07/2013 01:00	465.6	
11/07/2013 02:00	410.8	
11/07/2013 03:00	391.9	
11/07/2013 04:00	382.3	
11/07/2013 05:00	587.2	
11/07/2013 06:00	514	
11/07/2013 07:00	654.5	
11/07/2013 08:00	1152.9	
11/07/2013 09:00	1096.2	
11/07/2013 10:00	1433.9	
11/07/2013 11:00	1063	
11/07/2013 12:00	1156.2	
11/07/2013 13:00	1144.4	
11/07/2013 14:00	1050.7	
11/07/2013 15:00	879.5	
11/07/2013 16:00	1138.1	
11/07/2013 17:00	1312.6	
11/07/2013 18:00	1217.3	
11/07/2013 19:00	1146.2	
11/07/2013 20:00	1271.7	
11/07/2013 21:00	994.2	
11/07/2013 22:00	988	
11/07/2013 23:00	839.3	712 752.8
11/08/2013 00:00	769.7	
11/08/2013 01:00	622.2	
11/08/2013 02:00	463.2	
11/08/2013 03:00	518.7	
11/08/2013 04:00	557.2	
11/08/2013 05:00	652.5	
11/08/2013 06:00	663	
11/08/2013 07:00	800.2	
11/08/2013 08:00	614.9	
11/08/2013 09:00	975.4	
11/08/2013 10:00	1274.5	
11/08/2013 11:00	1323	

Time	Units 1&2 Combined	
	(Part 60 Data)	Day Count
11/08/2013 12:00	1105.1	
11/08/2013 13:00	1404.8	
11/08/2013 14:00	1156.7	
11/08/2013 15:00	863.2	
11/08/2013 16:00	1101.8	
11/08/2013 17:00	1315.8	
11/08/2013 18:00	1022.5	
11/08/2013 19:00	1128.8	
11/08/2013 20:00	1150.6	
11/08/2013 21:00	1091.8	
11/08/2013 22:00	1011.4	
11/08/2013 23:00	965.5	713 750.2
11/09/2013 00:00	1151.1	
11/09/2013 01:00	1147	
11/09/2013 02:00	1111.8	
11/09/2013 03:00	999.7	
11/09/2013 04:00	1209.4	
11/09/2013 05:00	959.7	
11/09/2013 06:00	887	
11/09/2013 07:00	757.7	
11/09/2013 08:00	1037	
11/09/2013 09:00	1203.6	
11/09/2013 10:00	837.5	
11/09/2013 11:00	713.1	
11/09/2013 12:00	901.9	
11/09/2013 13:00	930.8	
11/09/2013 14:00	793.3	
11/09/2013 15:00	838.1	
11/09/2013 16:00	921.3	
11/09/2013 17:00	1138	
11/09/2013 18:00	1198.1	
11/09/2013 19:00	1077.6	
11/09/2013 20:00	1112	
11/09/2013 21:00	1165.6	
11/09/2013 22:00	986.3	
11/09/2013 23:00	829.2	714 758.7
11/10/2013 00:00	734	
11/10/2013 01:00	780.5	
11/10/2013 02:00	654.4	
11/10/2013 03:00	759.9	
11/10/2013 04:00	720.6	
11/10/2013 05:00	727	
11/10/2013 06:00	860.7	
11/10/2013 07:00	723	
11/10/2013 08:00	706.7	

Time	Units 1&2 Combined	
	(Part 60 Data)	Day Count
11/10/2013 09:00	687.2	
11/10/2013 10:00	696.7	
11/10/2013 11:00	848.7	
11/10/2013 12:00	817.1	
11/10/2013 13:00	771.1	
11/10/2013 14:00	757.1	
11/10/2013 15:00	831	
11/10/2013 16:00	883.9	
11/10/2013 17:00	1002.2	
11/10/2013 18:00	898.7	
11/10/2013 19:00	737.7	
11/10/2013 20:00	846.8	
11/10/2013 21:00	883.1	
11/10/2013 22:00	677.5	
11/10/2013 23:00	585.7	715
11/11/2013 00:00	823.1	756.5
11/11/2013 01:00	595.4	
11/11/2013 02:00	874.5	
11/11/2013 03:00	829.6	
11/11/2013 04:00	805.8	
11/11/2013 05:00	904	
11/11/2013 06:00	1319.8	
11/11/2013 07:00	1130.2	
11/11/2013 08:00	980.6	
11/11/2013 09:00	964.4	
11/11/2013 10:00	1120.3	
11/11/2013 11:00	1103.8	
11/11/2013 12:00	931.8	
11/11/2013 13:00	977	
11/11/2013 14:00	875	
11/11/2013 15:00	997.9	
11/11/2013 16:00	1017.9	
11/11/2013 17:00	976.9	
11/11/2013 18:00	665.7	
11/11/2013 19:00	634.1	
11/11/2013 20:00	593.9	
11/11/2013 21:00	442.8	
11/11/2013 22:00	346.4	
11/11/2013 23:00	385.7	716
11/12/2013 00:00	514.6	757.9
11/12/2013 01:00	549.9	
11/12/2013 02:00	459.9	
11/12/2013 03:00	459.7	
11/12/2013 04:00	573.2	
11/12/2013 05:00	508.1	

Time	Units 1&2 Combined	
	(Part 60 Data)	Day Count
11/12/2013 06:00	664.8	
11/12/2013 07:00	647.1	
11/12/2013 08:00	574.1	
11/12/2013 09:00	619.9	
11/12/2013 10:00	737.1	
11/12/2013 11:00	798.3	
11/12/2013 12:00	642.9	
11/12/2013 13:00	577.2	
11/12/2013 14:00	557	
11/12/2013 15:00	708.8	
11/12/2013 16:00	718	
11/12/2013 17:00	857.4	
11/12/2013 18:00	774.1	
11/12/2013 19:00	635.9	
11/12/2013 20:00	582.7	
11/12/2013 21:00	572.7	
11/12/2013 22:00	518.4	
11/12/2013 23:00	547.8	717
11/13/2013 00:00	537.3	749.4
11/13/2013 01:00	564	
11/13/2013 02:00	496.2	
11/13/2013 03:00	597.1	
11/13/2013 04:00	613.1	
11/13/2013 05:00	777.9	
11/13/2013 06:00	835.3	
11/13/2013 07:00	654.1	
11/13/2013 08:00	606.9	
11/13/2013 09:00	625.6	
11/13/2013 10:00	734.8	
11/13/2013 11:00	774.7	
11/13/2013 12:00	722.5	
11/13/2013 13:00	691.4	
11/13/2013 14:00	690.9	
11/13/2013 15:00	692	
11/13/2013 16:00	735.2	
11/13/2013 17:00	713.5	
11/13/2013 18:00	722.1	
11/13/2013 19:00	723.9	
11/13/2013 20:00	693.1	
11/13/2013 21:00	632.4	
11/13/2013 22:00	442.9	
11/13/2013 23:00	354.7	718
11/14/2013 00:00	576.5	737.1
11/14/2013 01:00	483.4	
11/14/2013 02:00	453.5	

Time	Units 1&2 Combined	
	(Part 60 Data)	Day Count
11/14/2013 03:00	611.5	
11/14/2013 04:00	703	
11/14/2013 05:00	675	
11/14/2013 06:00	565.5	
11/14/2013 07:00	574.1	
11/14/2013 08:00	712.4	
11/14/2013 09:00	686.6	
11/14/2013 10:00	760.8	
11/14/2013 11:00	730.2	
11/14/2013 12:00	632.8	
11/14/2013 13:00	589.6	
11/14/2013 14:00	621.3	
11/14/2013 15:00	623.8	
11/14/2013 16:00	497.1	
11/14/2013 17:00	749.6	
11/14/2013 18:00	716.2	
11/14/2013 19:00	594.9	
11/14/2013 20:00	539.6	
11/14/2013 21:00	415	
11/14/2013 22:00	467.7	
11/14/2013 23:00	493.3	719
11/15/2013 00:00	394.1	714.0
11/15/2013 01:00	451.2	
11/15/2013 02:00	511.5	
11/15/2013 03:00	469.7	
11/15/2013 04:00	425.1	
11/15/2013 05:00	489.4	
11/15/2013 06:00	500.1	
11/15/2013 07:00	571	
11/15/2013 08:00	618.2	
11/15/2013 09:00	673.8	
11/15/2013 10:00	751.9	
11/15/2013 11:00	682	
11/15/2013 12:00	508	
11/15/2013 13:00	410.1	
11/15/2013 14:00	491.4	
11/15/2013 15:00	726.8	
11/15/2013 16:00	711.9	
11/15/2013 17:00	705.7	
11/15/2013 18:00	744.1	
11/15/2013 19:00	522.2	
11/15/2013 20:00	365.7	
11/15/2013 21:00	402.8	
11/15/2013 22:00	507	
11/15/2013 23:00	561.8	720
		704.3

	Units 1&2 Combined	
Time	(Part 60 Data)	Day Count
11/16/2013 00:00	540.2	
11/16/2013 01:00	451.5	
11/16/2013 02:00	433	
11/16/2013 03:00	623	
11/16/2013 04:00	472.9	
11/16/2013 05:00	517.5	
11/16/2013 06:00	549.2	
11/16/2013 07:00	541	
11/16/2013 08:00	566.6	
11/16/2013 09:00	384.1	
11/16/2013 10:00	330.9	
11/16/2013 11:00	337.2	
11/16/2013 12:00	334.1	
11/16/2013 13:00	461.9	
11/16/2013 14:00	886.7	
11/16/2013 15:00	576.5	
11/16/2013 16:00	491.3	
11/16/2013 17:00	620.4	
11/16/2013 18:00	605.7	
11/16/2013 19:00	465.9	
11/16/2013 20:00	537.5	
11/16/2013 21:00	558.1	
11/16/2013 22:00	448.6	
11/16/2013 23:00	492	721 688.0
11/17/2013 00:00	445.1	
11/17/2013 01:00	494.8	
11/17/2013 02:00	455.3	
11/17/2013 03:00	441.1	
11/17/2013 04:00	439	
11/17/2013 05:00	455.6	
11/17/2013 06:00	450.8	
11/17/2013 07:00	443.5	
11/17/2013 08:00	347.4	
11/17/2013 09:00	227.9	
11/17/2013 10:00	470.4	
11/17/2013 11:00	559.9	
11/17/2013 12:00	414.9	
11/17/2013 13:00	649.2	
11/17/2013 14:00	573.1	
11/17/2013 15:00	515.9	
11/17/2013 16:00	583.2	
11/17/2013 17:00	881.9	
11/17/2013 18:00	745.2	
11/17/2013 19:00	603.8	
11/17/2013 20:00	510.1	

Time	Units 1&2 Combined	
	(Part 60 Data)	Day Count
11/17/2013 21:00	464.7	
11/17/2013 22:00	514.4	
11/17/2013 23:00	687	722
11/18/2013 00:00	799.8	678.1
11/18/2013 01:00	603.2	
11/18/2013 02:00	525.9	
11/18/2013 03:00	601	
11/18/2013 04:00	691.5	
11/18/2013 05:00	706.9	
11/18/2013 06:00	659.2	
11/18/2013 07:00	664.8	
11/18/2013 08:00	733.8	
11/18/2013 09:00	695.8	
11/18/2013 10:00	742.3	
11/18/2013 11:00	777.2	
11/18/2013 12:00	729.9	
11/18/2013 13:00	677.6	
11/18/2013 14:00	816.5	
11/18/2013 15:00	2078.5	
11/18/2013 16:00	2823	
11/18/2013 17:00	1435.5	
11/18/2013 18:00	1260.4	
11/18/2013 19:00	1232.1	
11/18/2013 20:00	1465.3	
11/18/2013 21:00	1751	
11/18/2013 22:00	1524.3	
11/18/2013 23:00	1347	723
11/19/2013 00:00	1220.6	684.6
11/19/2013 01:00	1291.6	
11/19/2013 02:00	1249.9	
11/19/2013 03:00	1170	
11/19/2013 04:00	1392.6	
11/19/2013 05:00	1471.2	
11/19/2013 06:00	2042	
11/19/2013 07:00	1903.4	
11/19/2013 08:00	1794.1	
11/19/2013 09:00	1754.7	
11/19/2013 10:00	1426.5	
11/19/2013 11:00	1458.1	
11/19/2013 12:00	1555.2	
11/19/2013 13:00	2002.4	
11/19/2013 14:00	1911.6	
11/19/2013 15:00	1903.9	
11/19/2013 16:00	1916.1	
11/19/2013 17:00	1959.8	

Time	Units 1&2 Combined	
	(Part 60 Data)	Day Count
11/19/2013 18:00	1750.8	
11/19/2013 19:00	1663.5	
11/19/2013 20:00	1536.3	
11/19/2013 21:00	1557.9	
11/19/2013 22:00	1119.1	
11/19/2013 23:00	1452.9	724 718.1
11/20/2013 00:00	1205.3	
11/20/2013 01:00	1055.2	
11/20/2013 02:00	1056.4	
11/20/2013 03:00	1259.7	
11/20/2013 04:00	1175.1	
11/20/2013 05:00	1414.9	
11/20/2013 06:00	1755.1	
11/20/2013 07:00	1590.9	
11/20/2013 08:00	1377.7	
11/20/2013 09:00	1227	
11/20/2013 10:00	1107.5	
11/20/2013 11:00	1126.9	
11/20/2013 12:00	1384.3	
11/20/2013 13:00	1402.5	
11/20/2013 14:00	1203.9	
11/20/2013 15:00	1019	
11/20/2013 16:00	883.5	
11/20/2013 17:00	1683.6	
11/20/2013 18:00	1854.4	
11/20/2013 19:00	1458.2	
11/20/2013 20:00	1268.7	
11/20/2013 21:00	1113.3	
11/20/2013 22:00	791.5	
11/20/2013 23:00	929.6	725 735.4
11/21/2013 00:00	1170.6	
11/21/2013 01:00	1079.1	
11/21/2013 02:00	841.9	
11/21/2013 03:00	1019.4	
11/21/2013 04:00	1088.3	
11/21/2013 05:00	1142.9	
11/21/2013 06:00	1095.8	
11/21/2013 07:00	1197.9	
11/21/2013 08:00	1271.1	
11/21/2013 09:00	1106.4	
11/21/2013 10:00	1458.9	
11/21/2013 11:00	1346.6	
11/21/2013 12:00	1144.5	
11/21/2013 13:00	1065.3	
11/21/2013 14:00	1233.8	

Time	Units 1&2 Combined	
	(Part 60 Data)	Day Count
11/21/2013 15:00	1231.3	
11/21/2013 16:00	1219.5	
11/21/2013 17:00	1354.4	
11/21/2013 18:00	1252.7	
11/21/2013 19:00	1053.3	
11/21/2013 20:00	1167.4	
11/21/2013 21:00	1152.8	
11/21/2013 22:00	1099.1	
11/21/2013 23:00	920.6	726
11/22/2013 00:00	1088.7	751.4
11/22/2013 01:00	1115.6	
11/22/2013 02:00	871.5	
11/22/2013 03:00	903.1	
11/22/2013 04:00	1082.3	
11/22/2013 05:00	849.9	
11/22/2013 06:00	1228.8	
11/22/2013 07:00	1404.7	
11/22/2013 08:00	1175.3	
11/22/2013 09:00	1383.7	
11/22/2013 10:00	1006.2	
11/22/2013 11:00	957.2	
11/22/2013 12:00	1056.3	
11/22/2013 13:00	967.1	
11/22/2013 14:00	1016.8	
11/22/2013 15:00	1157.6	
11/22/2013 16:00	1150.9	
11/22/2013 17:00	538.7	
11/22/2013 18:00	653.8	
11/22/2013 19:00	579.3	
11/22/2013 20:00	500.7	
11/22/2013 21:00	417	
11/22/2013 22:00	387.3	
11/22/2013 23:00	397.9	727
11/23/2013 00:00	502.5	758.7
11/23/2013 01:00	422.9	
11/23/2013 02:00	410.6	
11/23/2013 03:00	429.5	
11/23/2013 04:00	435.8	
11/23/2013 05:00	410.7	
11/23/2013 06:00	531.4	
11/23/2013 07:00	474.3	
11/23/2013 08:00	394	
11/23/2013 09:00	573.5	
11/23/2013 10:00	1005.6	
11/23/2013 11:00	1032.3	

	Units 1&2 Combined	
Time	(Part 60 Data)	Day Count
11/23/2013 12:00	1085.1	
11/23/2013 13:00	1072.2	
11/23/2013 14:00	990.5	
11/23/2013 15:00	966.6	
11/23/2013 16:00	1043.9	
11/23/2013 17:00	1221.3	
11/23/2013 18:00	1436.5	
11/23/2013 19:00	1370	
11/23/2013 20:00	1052.4	
11/23/2013 21:00	1021.9	
11/23/2013 22:00	1066.8	
11/23/2013 23:00	1229.1	728 764.8
11/24/2013 00:00	1234.6	
11/24/2013 01:00	933.6	
11/24/2013 02:00	941.1	
11/24/2013 03:00	1411.7	
11/24/2013 04:00	1206.4	
11/24/2013 05:00	1099.9	
11/24/2013 06:00	1114.3	
11/24/2013 07:00	1199.4	
11/24/2013 08:00	1457.4	
11/24/2013 09:00	1578.3	
11/24/2013 10:00	1438.7	
11/24/2013 11:00	1049.6	
11/24/2013 12:00	1063.7	
11/24/2013 13:00	1170.8	
11/24/2013 14:00	1146.9	
11/24/2013 15:00	1209.5	
11/24/2013 16:00	1316.3	
11/24/2013 17:00	1445.4	
11/24/2013 18:00	1600.2	
11/24/2013 19:00	1632	
11/24/2013 20:00	1643.2	
11/24/2013 21:00	1724.8	
11/24/2013 22:00	1404.1	
11/24/2013 23:00	1080.4	729 789.6
11/25/2013 00:00	1026.7	
11/25/2013 01:00	1216.5	
11/25/2013 02:00	1296.2	
11/25/2013 03:00	1355.4	
11/25/2013 04:00	1262.7	
11/25/2013 05:00	1166.1	
11/25/2013 06:00	1243.2	
11/25/2013 07:00	1564.7	
11/25/2013 08:00	1470.3	

Time	Units 1&2 Combined	
	(Part 60 Data)	Day Count
11/25/2013 09:00	1159	
11/25/2013 10:00	1355.7	
11/25/2013 11:00	1298.5	
11/25/2013 12:00	1433.9	
11/25/2013 13:00	1132.9	
11/25/2013 14:00	1186.7	
11/25/2013 15:00	1115.4	
11/25/2013 16:00	1333.3	
11/25/2013 17:00	1696.8	
11/25/2013 18:00	1442.1	
11/25/2013 19:00	1140.8	
11/25/2013 20:00	974.6	
11/25/2013 21:00	1229.3	
11/25/2013 22:00	1065	
11/25/2013 23:00	1153.3	730 819.0
11/26/2013 00:00	1069.9	
11/26/2013 01:00	838.8	
11/26/2013 02:00	915.2	
11/26/2013 03:00	1052.1	
11/26/2013 04:00	914.9	
11/26/2013 05:00	877.2	
11/26/2013 06:00	1072.8	
11/26/2013 07:00	1304.6	
11/26/2013 08:00	1224.6	
11/26/2013 09:00	1236.7	
11/26/2013 10:00	1468.6	
11/26/2013 11:00	1438.2	
11/26/2013 12:00	1257.8	
11/26/2013 13:00	1205.7	
11/26/2013 14:00	1268.6	
11/26/2013 15:00	1376.6	
11/26/2013 16:00	1446.6	
11/26/2013 17:00	1362.3	
11/26/2013 18:00	1229.3	
11/26/2013 19:00	829	
11/26/2013 20:00	957.1	
11/26/2013 21:00	1022.7	
11/26/2013 22:00	775.7	
11/26/2013 23:00	845.5	731 841.1
11/27/2013 00:00	955.9	
11/27/2013 01:00	1040	
11/27/2013 02:00	971.3	
11/27/2013 03:00	978	
11/27/2013 04:00	1009.9	
11/27/2013 05:00	1001.3	

Time	Units 1&2 Combined	
	(Part 60 Data)	Day Count
11/27/2013 06:00	1061	
11/27/2013 07:00	1170.4	
11/27/2013 08:00	1342.9	
11/27/2013 09:00	1182.5	
11/27/2013 10:00	1060.2	
11/27/2013 11:00	492.1	
11/27/2013 12:00	510.8	
11/27/2013 13:00	503.3	
11/27/2013 14:00	514.4	
11/27/2013 15:00	509.4	
11/27/2013 16:00	524.4	
11/27/2013 17:00	487.4	
11/27/2013 18:00	497.3	
11/27/2013 19:00	535.1	
11/27/2013 20:00	480.7	
11/27/2013 21:00	462.5	
11/27/2013 22:00	515	
11/27/2013 23:00	636.5	732 847.5
11/28/2013 00:00	629.3	
11/28/2013 01:00	383.7	
11/28/2013 02:00	250.4	
11/28/2013 03:00	465.3	
11/28/2013 04:00	463.1	
11/28/2013 05:00	318.6	
11/28/2013 06:00	612.8	
11/28/2013 07:00	548.6	
11/28/2013 08:00	551.8	
11/28/2013 09:00	586	
11/28/2013 10:00	553.5	
11/28/2013 11:00	534.4	
11/28/2013 12:00	532.1	
11/28/2013 13:00	405	
11/28/2013 14:00	362.2	
11/28/2013 15:00	440.6	
11/28/2013 16:00	495.9	
11/28/2013 17:00	629.9	
11/28/2013 18:00	425.7	
11/28/2013 19:00	389.1	
11/28/2013 20:00	568	
11/28/2013 21:00	551.6	
11/28/2013 22:00	471.2	
11/28/2013 23:00	485.5	733 849.3
11/29/2013 00:00	503.6	
11/29/2013 01:00	530.1	
11/29/2013 02:00	546	

	Units 1&2 Combined	
Time	(Part 60 Data)	Day Count
11/29/2013 03:00	526.9	
11/29/2013 04:00	464.3	
11/29/2013 05:00	518.8	
11/29/2013 06:00	603.4	
11/29/2013 07:00	622	
11/29/2013 08:00	477.2	
11/29/2013 09:00	321.1	
11/29/2013 10:00	646	
11/29/2013 11:00	310.5	
11/29/2013 12:00	119.6	
11/29/2013 13:00	286.3	
11/29/2013 14:00	298.5	
11/29/2013 15:00	324.3	
11/29/2013 16:00	165.1	
11/29/2013 17:00	407.3	
11/29/2013 18:00	744.8	
11/29/2013 19:00	627.1	
11/29/2013 20:00	496.2	
11/29/2013 21:00	391.9	
11/29/2013 22:00	394.1	
11/29/2013 23:00	478.3	734
11/30/2013 00:00	551	845.9
11/30/2013 01:00	487	
11/30/2013 02:00	551.4	
11/30/2013 03:00	564.1	
11/30/2013 04:00	420.3	
11/30/2013 05:00	377.3	
11/30/2013 06:00	616.5	
11/30/2013 07:00	529.4	
11/30/2013 08:00	349.6	
11/30/2013 09:00	498.3	
11/30/2013 10:00	547.5	
11/30/2013 11:00	587.6	
11/30/2013 12:00	415.7	
11/30/2013 13:00	364.6	
11/30/2013 14:00	368.6	
11/30/2013 15:00	485.2	
11/30/2013 16:00	656.9	
11/30/2013 17:00	479.4	
11/30/2013 18:00	471.8	
11/30/2013 19:00	480.8	
11/30/2013 20:00	574.8	
11/30/2013 21:00	729.9	
11/30/2013 22:00	689.1	
11/30/2013 23:00	462.9	735
		845.1

	Units 1&2 Combined	
Time	(Part 60 Data)	Day Count
12/01/2013 00:00	492.5	
12/01/2013 01:00	645.6	
12/01/2013 02:00	405.9	
12/01/2013 03:00	466.6	
12/01/2013 04:00	311.1	
12/01/2013 05:00	750.4	
12/01/2013 06:00	708.3	
12/01/2013 07:00	525	
12/01/2013 08:00	419.8	
12/01/2013 09:00	446.6	
12/01/2013 10:00	597.3	
12/01/2013 11:00	563.2	
12/01/2013 12:00	468.4	
12/01/2013 13:00	452.2	
12/01/2013 14:00	403.9	
12/01/2013 15:00	311.7	
12/01/2013 16:00	658.4	
12/01/2013 17:00	699	
12/01/2013 18:00	601.6	
12/01/2013 19:00	686.8	
12/01/2013 20:00	607.9	
12/01/2013 21:00	484.7	
12/01/2013 22:00	406.3	
12/01/2013 23:00	524.4	736 845.9
12/02/2013 00:00	799.7	
12/02/2013 01:00	630.2	
12/02/2013 02:00	551.3	
12/02/2013 03:00	563.3	
12/02/2013 04:00	651.6	
12/02/2013 05:00	672.7	
12/02/2013 06:00	701.2	
12/02/2013 07:00	620.4	
12/02/2013 08:00	538.3	
12/02/2013 09:00	390.8	
12/02/2013 10:00	433.8	
12/02/2013 11:00	432.8	
12/02/2013 12:00	334.7	
12/02/2013 13:00	360.1	
12/02/2013 14:00	427.8	
12/02/2013 15:00	518	
12/02/2013 16:00	624.6	
12/02/2013 17:00	734.3	
12/02/2013 18:00	527.3	
12/02/2013 19:00	505.2	
12/02/2013 20:00	536.5	

Time	Units 1&2 Combined	
	(Part 60 Data)	Day Count
12/02/2013 21:00	489.7	
12/02/2013 22:00	280.6	
12/02/2013 23:00	198.6	737
12/03/2013 00:00	173.6	846.7
12/03/2013 01:00	238.7	
12/03/2013 02:00	338.5	
12/03/2013 03:00	331.6	
12/03/2013 04:00	371.2	
12/03/2013 05:00	463.4	
12/03/2013 06:00	468.2	
12/03/2013 07:00	656.4	
12/03/2013 08:00	512.7	
12/03/2013 09:00	442.2	
12/03/2013 10:00	395.6	
12/03/2013 11:00	399	
12/03/2013 12:00	396.3	
12/03/2013 13:00	523.3	
12/03/2013 14:00	535.7	
12/03/2013 15:00	487.1	
12/03/2013 16:00	488.3	
12/03/2013 17:00	576.9	
12/03/2013 18:00	545.9	
12/03/2013 19:00	496.2	
12/03/2013 20:00	461.7	
12/03/2013 21:00	425.5	
12/03/2013 22:00	309.3	
12/03/2013 23:00	259.8	738
12/04/2013 00:00	456.6	839.2
12/04/2013 01:00	534.2	
12/04/2013 02:00	412.4	
12/04/2013 03:00	364.4	
12/04/2013 04:00	451.1	
12/04/2013 05:00	433.9	
12/04/2013 06:00	583.2	
12/04/2013 07:00	433.7	
12/04/2013 08:00	404	
12/04/2013 09:00	485.5	
12/04/2013 10:00	496.2	
12/04/2013 11:00	493.5	
12/04/2013 12:00	652.5	
12/04/2013 13:00	481.6	
12/04/2013 14:00	468.7	
12/04/2013 15:00	746.6	
12/04/2013 16:00	710.8	
12/04/2013 17:00	691.7	

Time	Units 1&2 Combined	
	(Part 60 Data)	Day Count
12/04/2013 18:00	724.1	
12/04/2013 19:00	724.4	
12/04/2013 20:00	713.5	
12/04/2013 21:00	624.2	
12/04/2013 22:00	459.6	
12/04/2013 23:00	506.7	739
12/05/2013 00:00	660	820.2
12/05/2013 01:00	473	
12/05/2013 02:00	545.3	
12/05/2013 03:00	605.4	
12/05/2013 04:00	565.2	
12/05/2013 05:00	494.9	
12/05/2013 06:00	734.7	
12/05/2013 07:00	714.2	
12/05/2013 08:00	611.3	
12/05/2013 09:00	443.5	
12/05/2013 10:00	622.4	
12/05/2013 11:00	139.9	
12/05/2013 12:00	0	
12/05/2013 13:00	0	
12/05/2013 14:00	0	
12/05/2013 15:00	0	
12/05/2013 16:00	0	
12/05/2013 17:00	0	
12/05/2013 18:00	0	
12/05/2013 19:00	0	
12/05/2013 20:00	0	
12/05/2013 21:00	0	
12/05/2013 22:00	0	
12/05/2013 23:00	0	740
12/17/2013 00:00	0	810.0
12/17/2013 01:00	0	
12/17/2013 02:00	0	
12/17/2013 03:00	0	
12/17/2013 04:00	0	
12/17/2013 05:00	0	
12/17/2013 06:00	0	
12/17/2013 07:00	3455.7	
12/17/2013 08:00	5836	
12/17/2013 09:00	59.4	
12/17/2013 10:00	6654.6	
12/17/2013 11:00	65.3	
12/17/2013 12:00	4445.8	
12/17/2013 13:00	21.5	
12/17/2013 14:00	36.5	

Time	Units 1&2 Combined	
	(Part 60 Data)	Day Count
12/17/2013 15:00	20.6	
12/17/2013 16:00	28	
12/17/2013 17:00	26.4	
12/17/2013 18:00	26.3	
12/17/2013 19:00	91.9	
12/17/2013 20:00	544.6	
12/17/2013 21:00	804.3	
12/17/2013 22:00	735.3	
12/17/2013 23:00	301.9	741
12/18/2013 00:00	280.4	818.6
12/18/2013 01:00	330.4	
12/18/2013 02:00	223.1	
12/18/2013 03:00	208.2	
12/18/2013 04:00	252.8	
12/18/2013 05:00	266.7	
12/18/2013 06:00	247.6	
12/18/2013 07:00	247.1	
12/18/2013 08:00	247.1	
12/18/2013 09:00	249.1	
12/18/2013 10:00	291	
12/18/2013 11:00	238.7	
12/18/2013 12:00	177.6	
12/18/2013 13:00	240.2	
12/18/2013 14:00	257.5	
12/18/2013 15:00	264.4	
12/18/2013 16:00	294.7	
12/18/2013 17:00	302	
12/18/2013 18:00	285.3	
12/18/2013 19:00	276.1	
12/18/2013 20:00	262.9	
12/18/2013 21:00	255.7	
12/18/2013 22:00	235.1	
12/18/2013 23:00	216.1	742
12/19/2013 00:00	258.1	796.0
12/19/2013 01:00	240	
12/19/2013 02:00	216	
12/19/2013 03:00	238.6	
12/19/2013 04:00	184.2	
12/19/2013 05:00	191.3	
12/19/2013 06:00	206.3	
12/19/2013 07:00	396	
12/19/2013 08:00	509.1	
12/19/2013 09:00	336.2	
12/19/2013 10:00	304.4	
12/19/2013 11:00	316.2	

	Units 1&2 Combined		
Time	(Part 60 Data)	Day Count	
12/19/2013 12:00	342		
12/19/2013 13:00	337.9		
12/19/2013 14:00	342		
12/19/2013 15:00	336.7		
12/19/2013 16:00	334.5		
12/19/2013 17:00	337.9		
12/19/2013 18:00	284		
12/19/2013 19:00	257.4		
12/19/2013 20:00	319.6		
12/19/2013 21:00	348.3		
12/19/2013 22:00	321.4		
12/19/2013 23:00	309.1	743	774.2
12/20/2013 00:00	316.7		
12/20/2013 01:00	298.5		
12/20/2013 02:00	288.8		
12/20/2013 03:00	342		
12/20/2013 04:00	357.7		
12/20/2013 05:00	373.4		
12/20/2013 06:00	327		
12/20/2013 07:00	287.4		
12/20/2013 08:00	272.7		
12/20/2013 09:00	295		
12/20/2013 10:00	353.8		
12/20/2013 11:00	364.3		
12/20/2013 12:00	345.6		
12/20/2013 13:00	296		
12/20/2013 14:00	304.3		
12/20/2013 15:00	313		
12/20/2013 16:00	385.5		
12/20/2013 17:00	340.8		
12/20/2013 18:00	283.1		
12/20/2013 19:00	292.5		
12/20/2013 20:00	335.1		
12/20/2013 21:00	356.3		
12/20/2013 22:00	333.1		
12/20/2013 23:00	326.2	744	751.2
12/21/2013 00:00	327.4		
12/21/2013 01:00	305.6		
12/21/2013 02:00	295.5		
12/21/2013 03:00	324.8		
12/21/2013 04:00	334		
12/21/2013 05:00	331		
12/21/2013 06:00	321.3		
12/21/2013 07:00	303.7		
12/21/2013 08:00	318.7		

Time	Units 1&2 Combined	
	(Part 60 Data)	Day Count
12/21/2013 09:00	316.4	
12/21/2013 10:00	339.7	
12/21/2013 11:00	357	
12/21/2013 12:00	350.7	
12/21/2013 13:00	320.9	
12/21/2013 14:00	316.3	
12/21/2013 15:00	299.3	
12/21/2013 16:00	298.5	
12/21/2013 17:00	311.6	
12/21/2013 18:00	332.4	
12/21/2013 19:00	314.3	
12/21/2013 20:00	293.9	
12/21/2013 21:00	339.8	
12/21/2013 22:00	384.8	
12/21/2013 23:00	353.4	745
12/22/2013 00:00	329.8	735.8
12/22/2013 01:00	248.1	
12/22/2013 02:00	197.7	
12/22/2013 03:00	434.3	
12/22/2013 04:00	377.7	
12/22/2013 05:00	269.2	
12/22/2013 06:00	251.4	
12/22/2013 07:00	285.9	
12/22/2013 08:00	318.4	
12/22/2013 09:00	320.7	
12/22/2013 10:00	294.5	
12/22/2013 11:00	296	
12/22/2013 12:00	323.5	
12/22/2013 13:00	322	
12/22/2013 14:00	300.5	
12/22/2013 15:00	297	
12/22/2013 16:00	315.6	
12/22/2013 17:00	321.4	
12/22/2013 18:00	306.1	
12/22/2013 19:00	283.1	
12/22/2013 20:00	284.5	
12/22/2013 21:00	309.2	
12/22/2013 22:00	338.2	
12/22/2013 23:00	336.8	746
12/23/2013 00:00	304.7	717.4
12/23/2013 01:00	242.3	
12/23/2013 02:00	273.6	
12/23/2013 03:00	320.7	
12/23/2013 04:00	301.2	
12/23/2013 05:00	287.7	

	Units 1&2 Combined	
Time	(Part 60 Data)	Day Count
12/23/2013 06:00	275.1	
12/23/2013 07:00	270.5	
12/23/2013 08:00	268.4	
12/23/2013 09:00	266.1	
12/23/2013 10:00	279.7	
12/23/2013 11:00	294.6	
12/23/2013 12:00	282.8	
12/23/2013 13:00	266.5	
12/23/2013 14:00	276	
12/23/2013 15:00	295.9	
12/23/2013 16:00	297.1	
12/23/2013 17:00	284.9	
12/23/2013 18:00	271.1	
12/23/2013 19:00	271.9	
12/23/2013 20:00	284.8	
12/23/2013 21:00	295	
12/23/2013 22:00	297.3	
12/23/2013 23:00	284.7	747
12/24/2013 00:00	270.3	706.0
12/24/2013 01:00	287.5	
12/24/2013 02:00	294.3	
12/24/2013 03:00	309.7	
12/24/2013 04:00	280.5	
12/24/2013 05:00	265.4	
12/24/2013 06:00	263.3	
12/24/2013 07:00	279.5	
12/24/2013 08:00	308.9	
12/24/2013 09:00	314	
12/24/2013 10:00	296.8	
12/24/2013 11:00	284.2	
12/24/2013 12:00	279.6	
12/24/2013 13:00	281.6	
12/24/2013 14:00	280.3	
12/24/2013 15:00	300.2	
12/24/2013 16:00	294.5	
12/24/2013 17:00	317.7	
12/24/2013 18:00	298.1	
12/24/2013 19:00	276.6	
12/24/2013 20:00	273	
12/24/2013 21:00	281.1	
12/24/2013 22:00	300.1	
12/24/2013 23:00	310.1	748
12/25/2013 00:00	293.2	693.6
12/25/2013 01:00	287.1	
12/25/2013 02:00	288.7	

	Units 1&2 Combined	
Time	(Part 60 Data)	Day Count
12/25/2013 03:00	310.4	
12/25/2013 04:00	317.3	
12/25/2013 05:00	281.5	
12/25/2013 06:00	275.8	
12/25/2013 07:00	277.8	
12/25/2013 08:00	301.3	
12/25/2013 09:00	319.9	
12/25/2013 10:00	303.6	
12/25/2013 11:00	281.6	
12/25/2013 12:00	275	
12/25/2013 13:00	291.6	
12/25/2013 14:00	305.4	
12/25/2013 15:00	338	
12/25/2013 16:00	311	
12/25/2013 17:00	295.9	
12/25/2013 18:00	297.8	
12/25/2013 19:00	282.3	
12/25/2013 20:00	286.4	
12/25/2013 21:00	298.7	
12/25/2013 22:00	302.3	
12/25/2013 23:00	293.5	749
12/26/2013 00:00	287	683.1
12/26/2013 01:00	286.4	
12/26/2013 02:00	285.5	
12/26/2013 03:00	307	
12/26/2013 04:00	307.7	
12/26/2013 05:00	301.5	
12/26/2013 06:00	291.9	
12/26/2013 07:00	283.1	
12/26/2013 08:00	272	
12/26/2013 09:00	286.2	
12/26/2013 10:00	286.2	
12/26/2013 11:00	281.9	
12/26/2013 12:00	303.3	
12/26/2013 13:00	282.2	
12/26/2013 14:00	268.8	
12/26/2013 15:00	277.4	
12/26/2013 16:00	290.6	
12/26/2013 17:00	308	
12/26/2013 18:00	289.4	
12/26/2013 19:00	263.8	
12/26/2013 20:00	263.5	
12/26/2013 21:00	280.2	
12/26/2013 22:00	270.4	
12/26/2013 23:00	257	750
		674.0

	Units 1&2 Combined	
Time	(Part 60 Data)	Day Count
12/27/2013 00:00	270.6	
12/27/2013 01:00	296.2	
12/27/2013 02:00	307	
12/27/2013 03:00	307.1	
12/27/2013 04:00	282.7	
12/27/2013 05:00	275.6	
12/27/2013 06:00	297.4	
12/27/2013 07:00	296.3	
12/27/2013 08:00	302.8	
12/27/2013 09:00	295.4	
12/27/2013 10:00	288.2	
12/27/2013 11:00	293.3	
12/27/2013 12:00	296.9	
12/27/2013 13:00	287.8	
12/27/2013 14:00	287.2	
12/27/2013 15:00	308.3	
12/27/2013 16:00	302.4	
12/27/2013 17:00	277.7	
12/27/2013 18:00	283.5	
12/27/2013 19:00	303.1	
12/27/2013 20:00	303.3	
12/27/2013 21:00	302.4	
12/27/2013 22:00	306.8	
12/27/2013 23:00	301.3	751 666.6
12/28/2013 00:00	290.5	
12/28/2013 01:00	291	
12/28/2013 02:00	291.5	
12/28/2013 03:00	317	
12/28/2013 04:00	313.5	
12/28/2013 05:00	307	
12/28/2013 06:00	300.8	
12/28/2013 07:00	300.5	
12/28/2013 08:00	305.4	
12/28/2013 09:00	315.1	
12/28/2013 10:00	324.1	
12/28/2013 11:00	305.8	
12/28/2013 12:00	296.3	
12/28/2013 13:00	288.3	
12/28/2013 14:00	296.3	
12/28/2013 15:00	302.6	
12/28/2013 16:00	285.9	
12/28/2013 17:00	295.1	
12/28/2013 18:00	287.1	
12/28/2013 19:00	285.5	
12/28/2013 20:00	297.5	

Time	Units 1&2 Combined	
	(Part 60 Data)	Day Count
12/28/2013 21:00	214.7	
12/28/2013 22:00	220.9	
12/28/2013 23:00	365.3	752
12/29/2013 00:00	355.1	659.1
12/29/2013 01:00	362.4	
12/29/2013 02:00	326.5	
12/29/2013 03:00	403.5	
12/29/2013 04:00	383.2	
12/29/2013 05:00	266.4	
12/29/2013 06:00	219.7	
12/29/2013 07:00	258.2	
12/29/2013 08:00	317.9	
12/29/2013 09:00	294.7	
12/29/2013 10:00	283.8	
12/29/2013 11:00	279	
12/29/2013 12:00	279.6	
12/29/2013 13:00	296.5	
12/29/2013 14:00	309.8	
12/29/2013 15:00	391.2	
12/29/2013 16:00	599.2	
12/29/2013 17:00	406.6	
12/29/2013 18:00	326.6	
12/29/2013 19:00	312.1	
12/29/2013 20:00	322.4	
12/29/2013 21:00	355.5	
12/29/2013 22:00	380.5	
12/29/2013 23:00	364.9	753
12/30/2013 00:00	277.2	634.5
12/30/2013 01:00	202.7	
12/30/2013 02:00	168.4	
12/30/2013 03:00	169.9	
12/30/2013 04:00	175.8	
12/30/2013 05:00	246.7	
12/30/2013 06:00	136.8	
12/30/2013 07:00	110.9	
12/30/2013 08:00	140.1	
12/30/2013 09:00	158.5	
12/30/2013 10:00	138.4	
12/30/2013 11:00	120.8	
12/30/2013 12:00	134.6	
12/30/2013 13:00	144.5	
12/30/2013 14:00	118.4	
12/30/2013 15:00	126.4	
12/30/2013 16:00	156.4	
12/30/2013 17:00	135.4	

	Units 1&2 Combined		
Time	(Part 60 Data)	Day Count	
12/30/2013 18:00	124.7		
12/30/2013 19:00	106		
12/30/2013 20:00	110.6		
12/30/2013 21:00	112.8		
12/30/2013 22:00	109.1		
12/30/2013 23:00	100.1	754	584.6
12/31/2013 00:00	105.2		
12/31/2013 01:00	110.9		
12/31/2013 02:00	109.4		
12/31/2013 03:00	114.7		
12/31/2013 04:00	103.3		
12/31/2013 05:00	101.7		
12/31/2013 06:00	96.3		
12/31/2013 07:00	96.9		
12/31/2013 08:00	112.7		
12/31/2013 09:00	161.2		
12/31/2013 10:00	256.7		
12/31/2013 11:00	354.8		
12/31/2013 12:00	94.2		
12/31/2013 13:00	141.2		
12/31/2013 14:00	220.6		
12/31/2013 15:00	196.7		
12/31/2013 16:00	145.2		
12/31/2013 17:00	149.5		
12/31/2013 18:00	124		
12/31/2013 19:00	127.5		
12/31/2013 20:00	183.3		
12/31/2013 21:00	293.9		
12/31/2013 22:00	479.6		
12/31/2013 23:00	591.2	755	547.7
01/01/2014 00:00	650.9		
01/01/2014 01:00	352.1		
01/01/2014 02:00	201.2		
01/01/2014 03:00	456.8		
01/01/2014 04:00	528.8		
01/01/2014 05:00	435.4		
01/01/2014 06:00	505.3		
01/01/2014 07:00	701.8		
01/01/2014 08:00	526.7		
01/01/2014 09:00	517.9		
01/01/2014 10:00	595.1		
01/01/2014 11:00	548.5		
01/01/2014 12:00	526.7		
01/01/2014 13:00	508.8		
01/01/2014 14:00	469.8		

Time	Units 1&2 Combined	
	(Part 60 Data)	Day Count
01/01/2014 15:00	472.8	
01/01/2014 16:00	512	
01/01/2014 17:00	734.2	
01/01/2014 18:00	949.2	
01/01/2014 19:00	667.2	
01/01/2014 20:00	461.6	
01/01/2014 21:00	326.5	
01/01/2014 22:00	381.2	
01/01/2014 23:00	503.1	756 526.0
01/02/2014 00:00	676.4	
01/02/2014 01:00	807.1	
01/02/2014 02:00	679.9	
01/02/2014 03:00	579.3	
01/02/2014 04:00	544.2	
01/02/2014 05:00	549.1	
01/02/2014 06:00	565.8	
01/02/2014 07:00	604.6	
01/02/2014 08:00	610.9	
01/02/2014 09:00	629.8	
01/02/2014 10:00	613.8	
01/02/2014 11:00	600.2	
01/02/2014 12:00	590.9	
01/02/2014 13:00	618.5	
01/02/2014 14:00	588.8	
01/02/2014 15:00	783.6	
01/02/2014 16:00	799.4	
01/02/2014 17:00	666.1	
01/02/2014 18:00	637.1	
01/02/2014 19:00	615.9	
01/02/2014 20:00	577.7	
01/02/2014 21:00	587.1	
01/02/2014 22:00	628.2	
01/02/2014 23:00	617.5	757 516.5
01/03/2014 00:00	597	
01/03/2014 01:00	589.3	
01/03/2014 02:00	598.7	
01/03/2014 03:00	622.1	
01/03/2014 04:00	614.4	
01/03/2014 05:00	588.8	
01/03/2014 06:00	582.7	
01/03/2014 07:00	590.6	
01/03/2014 08:00	606.7	
01/03/2014 09:00	641.2	
01/03/2014 10:00	641.4	
01/03/2014 11:00	640.8	

Time	Units 1&2 Combined	
	(Part 60 Data)	Day Count
01/03/2014 12:00	606.8	
01/03/2014 13:00	732.7	
01/03/2014 14:00	806.1	
01/03/2014 15:00	615.7	
01/03/2014 16:00	552.8	
01/03/2014 17:00	572.4	
01/03/2014 18:00	842.4	
01/03/2014 19:00	557.9	
01/03/2014 20:00	506.3	
01/03/2014 21:00	586.8	
01/03/2014 22:00	677.7	
01/03/2014 23:00	762.4	758 509.3
01/04/2014 00:00	675.7	
01/04/2014 01:00	669.5	
01/04/2014 02:00	623.9	
01/04/2014 03:00	610	
01/04/2014 04:00	425.5	
01/04/2014 05:00	514.8	
01/04/2014 06:00	573.1	
01/04/2014 07:00	617.6	
01/04/2014 08:00	623.3	
01/04/2014 09:00	587.3	
01/04/2014 10:00	561.9	
01/04/2014 11:00	555.1	
01/04/2014 12:00	556	
01/04/2014 13:00	540.5	
01/04/2014 14:00	556.9	
01/04/2014 15:00	577.9	
01/04/2014 16:00	589.2	
01/04/2014 17:00	599.2	
01/04/2014 18:00	572.8	
01/04/2014 19:00	554.9	
01/04/2014 20:00	649.2	
01/04/2014 21:00	618.4	
01/04/2014 22:00	641.6	
01/04/2014 23:00	650.9	759 485.1
01/05/2014 00:00	562.2	
01/05/2014 01:00	671	
01/05/2014 02:00	813.9	
01/05/2014 03:00	655.4	
01/05/2014 04:00	544.8	
01/05/2014 05:00	510.1	
01/05/2014 06:00	515.9	
01/05/2014 07:00	563.6	
01/05/2014 08:00	612	

	Units 1&2 Combined	
Time	(Part 60 Data)	Day Count
01/05/2014 09:00	667.1	
01/05/2014 10:00	646.4	
01/05/2014 11:00	625.2	
01/05/2014 12:00	596.9	
01/05/2014 13:00	603.7	
01/05/2014 14:00	641.9	
01/05/2014 15:00	576.7	
01/05/2014 16:00	572.4	
01/05/2014 17:00	611.9	
01/05/2014 18:00	714.1	
01/05/2014 19:00	776.7	
01/05/2014 20:00	1024.5	
01/05/2014 21:00	1201	
01/05/2014 22:00	1299.6	
01/05/2014 23:00	1025.9	760 466.1
01/06/2014 00:00	770.6	
01/06/2014 01:00	679.5	
01/06/2014 02:00	805.7	
01/06/2014 03:00	1032.1	
01/06/2014 04:00	874.9	
01/06/2014 05:00	858.6	
01/06/2014 06:00	930.4	
01/06/2014 07:00	1020.7	
01/06/2014 08:00	1078	
01/06/2014 09:00	1128.2	
01/06/2014 10:00	935.1	
01/06/2014 11:00	924.7	
01/06/2014 12:00	1012.6	
01/06/2014 13:00	1140.4	
01/06/2014 14:00	1071.5	
01/06/2014 15:00	922.7	
01/06/2014 16:00	901.9	
01/06/2014 17:00	1059.1	
01/06/2014 18:00	1173	
01/06/2014 19:00	1086	
01/06/2014 20:00	1017.1	
01/06/2014 21:00	1031.7	
01/06/2014 22:00	1081.8	
01/06/2014 23:00	1239.2	761 461.5
01/07/2014 00:00	1346.3	
01/07/2014 01:00	1057	
01/07/2014 02:00	818.6	
01/07/2014 03:00	580.6	
01/07/2014 04:00	358.7	
01/07/2014 05:00	265.6	

Time	Units 1&2 Combined	
	(Part 60 Data)	Day Count
01/07/2014 06:00	199.5	
01/07/2014 07:00	280.1	
01/07/2014 08:00	352.6	
01/07/2014 09:00	1161.6	
01/07/2014 10:00	4976.7	
01/07/2014 11:00	4462	
01/07/2014 12:00	4327.9	
01/07/2014 13:00	3802.6	
01/07/2014 14:00	3708.2	
01/07/2014 15:00	1330.8	
01/07/2014 16:00	5.7	
01/07/2014 17:00	34.1	
01/07/2014 18:00	100.5	
01/07/2014 19:00	177	
01/07/2014 20:00	314.8	
01/07/2014 21:00	427.1	
01/07/2014 22:00	592.9	
01/07/2014 23:00	891.4	762 480.3
01/08/2014 00:00	777.6	
01/08/2014 01:00	745	
01/08/2014 02:00	815.2	
01/08/2014 03:00	856.2	
01/08/2014 04:00	846.6	
01/08/2014 05:00	917	
01/08/2014 06:00	1068.6	
01/08/2014 07:00	1144.3	
01/08/2014 08:00	1137.8	
01/08/2014 09:00	890.8	
01/08/2014 10:00	805.7	
01/08/2014 11:00	839	
01/08/2014 12:00	1070.3	
01/08/2014 13:00	1294.5	
01/08/2014 14:00	1265.7	
01/08/2014 15:00	1318	
01/08/2014 16:00	1359.2	
01/08/2014 17:00	1229.9	
01/08/2014 18:00	1060.1	
01/08/2014 19:00	1060	
01/08/2014 20:00	1131.3	
01/08/2014 21:00	1195.1	
01/08/2014 22:00	1210.3	
01/08/2014 23:00	1133.7	763 499.5
01/09/2014 00:00	1087	
01/09/2014 01:00	1012.7	
01/09/2014 02:00	870.9	

	Units 1&2 Combined	
Time	(Part 60 Data)	Day Count
01/09/2014 03:00	1100.5	
01/09/2014 04:00	1336.1	
01/09/2014 05:00	1524	
01/09/2014 06:00	1406.8	
01/09/2014 07:00	1146.8	
01/09/2014 08:00	1049.8	
01/09/2014 09:00	1394.6	
01/09/2014 10:00	1669.2	
01/09/2014 11:00	1598.1	
01/09/2014 12:00	1324.2	
01/09/2014 13:00	1460.6	
01/09/2014 14:00	1336.5	
01/09/2014 15:00	1406.5	
01/09/2014 16:00	1319.2	
01/09/2014 17:00	1364.8	
01/09/2014 18:00	1964.9	
01/09/2014 19:00	1967.2	
01/09/2014 20:00	1606.7	
01/09/2014 21:00	1421.9	
01/09/2014 22:00	1538.9	
01/09/2014 23:00	1181.6	764 531.3
01/10/2014 00:00	1202.6	
01/10/2014 01:00	911.1	
01/10/2014 02:00	883.1	
01/10/2014 03:00	629	
01/10/2014 04:00	543.8	
01/10/2014 05:00	637.4	
01/10/2014 06:00	1224.8	
01/10/2014 07:00	1017.2	
01/10/2014 08:00	1913.2	
01/10/2014 09:00	1763.2	
01/10/2014 10:00	1820.4	
01/10/2014 11:00	2008.7	
01/10/2014 12:00	2332.2	
01/10/2014 13:00	1903.9	
01/10/2014 14:00	1791.7	
01/10/2014 15:00	1818	
01/10/2014 16:00	2037.1	
01/10/2014 17:00	1991.8	
01/10/2014 18:00	1884.1	
01/10/2014 19:00	1991.6	
01/10/2014 20:00	1787.1	
01/10/2014 21:00	1787.2	
01/10/2014 22:00	1572.2	
01/10/2014 23:00	1548.5	765 566.6

Time	Units 1&2 Combined		
	(Part 60 Data)	Day Count	
01/11/2014 00:00	1591		
01/11/2014 01:00	614.9		
01/11/2014 02:00	631.7		
01/11/2014 03:00	281.8		
01/11/2014 04:00	2.4		
01/11/2014 05:00	0		
01/11/2014 06:00	0		
01/11/2014 07:00	0		
01/11/2014 08:00	0		
01/11/2014 09:00	0		
01/11/2014 10:00	1167.9		
01/11/2014 11:00	873.5		
01/11/2014 12:00	912.8		
01/11/2014 13:00	985.7		
01/11/2014 14:00	837.9		
01/11/2014 15:00	795.6		
01/11/2014 16:00	1039		
01/11/2014 17:00	944.4		
01/11/2014 18:00	1.2		
01/11/2014 19:00	0		
01/11/2014 20:00	0		
01/11/2014 21:00	0		
01/11/2014 22:00	0		
01/11/2014 23:00	0	766	572.0
01/13/2014 00:00	0		
01/13/2014 01:00	0		
01/13/2014 02:00	0		
01/13/2014 03:00	0		
01/13/2014 04:00	0		
01/13/2014 05:00	0		
01/13/2014 06:00	0		
01/13/2014 07:00	0		
01/13/2014 08:00	5.4		
01/13/2014 09:00	23.2		
01/13/2014 10:00	44.3		
01/13/2014 11:00	20.4		
01/13/2014 12:00	19.4		
01/13/2014 13:00	34.7		
01/13/2014 14:00	81		
01/13/2014 15:00	139.6		
01/13/2014 16:00	38.2		
01/13/2014 17:00	42.4		
01/13/2014 18:00	222.9		
01/13/2014 19:00	435.4		
01/13/2014 20:00	649.3		

Time	Units 1&2 Combined	
	(Part 60 Data)	Day Count
01/13/2014 21:00	608.5	
01/13/2014 22:00	694.8	
01/13/2014 23:00	927.3	767 566.2
01/14/2014 00:00	784.1	
01/14/2014 01:00	702.8	
01/14/2014 02:00	549.8	
01/14/2014 03:00	738.9	
01/14/2014 04:00	532.1	
01/14/2014 05:00	829.5	
01/14/2014 06:00	673.6	
01/14/2014 07:00	854.9	
01/14/2014 08:00	732.1	
01/14/2014 09:00	784.3	
01/14/2014 10:00	943.1	
01/14/2014 11:00	775.6	
01/14/2014 12:00	826.3	
01/14/2014 13:00	922.8	
01/14/2014 14:00	685.2	
01/14/2014 15:00	856.5	
01/14/2014 16:00	818.6	
01/14/2014 17:00	741.3	
01/14/2014 18:00	828.5	
01/14/2014 19:00	645.7	
01/14/2014 20:00	729.9	
01/14/2014 21:00	722.2	
01/14/2014 22:00	688.5	
01/14/2014 23:00	821.4	768 577.8
01/15/2014 00:00	783.8	
01/15/2014 01:00	823.1	
01/15/2014 02:00	830.9	
01/15/2014 03:00	866	
01/15/2014 04:00	809.8	
01/15/2014 05:00	860.7	
01/15/2014 06:00	944.4	
01/15/2014 07:00	973	
01/15/2014 08:00	890.2	
01/15/2014 09:00	946.7	
01/15/2014 10:00	1077.9	
01/15/2014 11:00	1206.6	
01/15/2014 12:00	1159.8	
01/15/2014 13:00	1333.4	
01/15/2014 14:00	1288.3	
01/15/2014 15:00	1323.1	
01/15/2014 16:00	1288.7	
01/15/2014 17:00	1549.8	

Time	Units 1&2 Combined	
	(Part 60 Data)	Day Count
01/15/2014 18:00	1368.7	
01/15/2014 19:00	473.4	
01/15/2014 20:00	483.5	
01/15/2014 21:00	489.5	
01/15/2014 22:00	473.1	
01/15/2014 23:00	538	769
01/16/2014 00:00	510.1	592.0
01/16/2014 01:00	482.1	
01/16/2014 02:00	531	
01/16/2014 03:00	569.5	
01/16/2014 04:00	639.2	
01/16/2014 05:00	594.5	
01/16/2014 06:00	543.3	
01/16/2014 07:00	536.7	
01/16/2014 08:00	533.7	
01/16/2014 09:00	653.7	
01/16/2014 10:00	623.6	
01/16/2014 11:00	703.5	
01/16/2014 12:00	823.8	
01/16/2014 13:00	1027.7	
01/16/2014 14:00	1162	
01/16/2014 15:00	933.4	
01/16/2014 16:00	1202.2	
01/16/2014 17:00	1573.9	
01/16/2014 18:00	1057.3	
01/16/2014 19:00	1192.5	
01/16/2014 20:00	1111.6	
01/16/2014 21:00	1318.9	
01/16/2014 22:00	1064.5	
01/16/2014 23:00	1082	770
01/17/2014 00:00	1121.5	601.7
01/17/2014 01:00	1124.7	
01/17/2014 02:00	1096.3	
01/17/2014 03:00	1152.9	
01/17/2014 04:00	1141.9	
01/17/2014 05:00	1084.3	
01/17/2014 06:00	1228.2	
01/17/2014 07:00	977.3	
01/17/2014 08:00	1137.6	
01/17/2014 09:00	1033.5	
01/17/2014 10:00	909.3	
01/17/2014 11:00	934.3	
01/17/2014 12:00	891	
01/17/2014 13:00	1016.9	
01/17/2014 14:00	942.6	

	Units 1&2 Combined	
Time	(Part 60 Data)	Day Count
01/17/2014 15:00	934.4	
01/17/2014 16:00	1058.8	
01/17/2014 17:00	1146.2	
01/17/2014 18:00	1245.1	
01/17/2014 19:00	1273.9	
01/17/2014 20:00	1217.1	
01/17/2014 21:00	1003.1	
01/17/2014 22:00	896.2	
01/17/2014 23:00	848.6	771 598.9
01/18/2014 00:00	1095.3	
01/18/2014 01:00	1234.8	
01/18/2014 02:00	1173.9	
01/18/2014 03:00	1529.8	
01/18/2014 04:00	1190.6	
01/18/2014 05:00	1046.7	
01/18/2014 06:00	1106.8	
01/18/2014 07:00	1107.4	
01/18/2014 08:00	1227.2	
01/18/2014 09:00	1157.1	
01/18/2014 10:00	1121.9	
01/18/2014 11:00	1126.5	
01/18/2014 12:00	1173.1	
01/18/2014 13:00	1126.1	
01/18/2014 14:00	1178.8	
01/18/2014 15:00	1207.1	
01/18/2014 16:00	1105.3	
01/18/2014 17:00	1136.1	
01/18/2014 18:00	1115.1	
01/18/2014 19:00	1106.2	
01/18/2014 20:00	1100.5	
01/18/2014 21:00	1170.7	
01/18/2014 22:00	1140.7	
01/18/2014 23:00	994.8	772 629.6
01/19/2014 00:00	1136.3	
01/19/2014 01:00	1251.5	
01/19/2014 02:00	1142.3	
01/19/2014 03:00	1139.4	
01/19/2014 04:00	1065.8	
01/19/2014 05:00	1148.3	
01/19/2014 06:00	1100.2	
01/19/2014 07:00	1113.4	
01/19/2014 08:00	1063.9	
01/19/2014 09:00	1120.3	
01/19/2014 10:00	1058.3	
01/19/2014 11:00	1129.3	

	Units 1&2 Combined	
Time	(Part 60 Data)	Day Count
01/19/2014 12:00	1095.5	
01/19/2014 13:00	1110.1	
01/19/2014 14:00	1112.2	
01/19/2014 15:00	1127.8	
01/19/2014 16:00	1042.8	
01/19/2014 17:00	1230.9	
01/19/2014 18:00	1340.6	
01/19/2014 19:00	1203.1	
01/19/2014 20:00	1263.7	
01/19/2014 21:00	921.6	
01/19/2014 22:00	1231.9	
01/19/2014 23:00	1212.3	773 658.2
01/20/2014 00:00	1089.3	
01/20/2014 01:00	1110.2	
01/20/2014 02:00	1024.7	
01/20/2014 03:00	996.4	
01/20/2014 04:00	933.8	
01/20/2014 05:00	854.7	
01/20/2014 06:00	1097.8	
01/20/2014 07:00	1138.8	
01/20/2014 08:00	964.9	
01/20/2014 09:00	1050.7	
01/20/2014 10:00	1184.8	
01/20/2014 11:00	1071	
01/20/2014 12:00	1163.7	
01/20/2014 13:00	1065.4	
01/20/2014 14:00	1045.3	
01/20/2014 15:00	1105.7	
01/20/2014 16:00	1098.1	
01/20/2014 17:00	1250.7	
01/20/2014 18:00	1277.5	
01/20/2014 19:00	1114.3	
01/20/2014 20:00	1208.6	
01/20/2014 21:00	1130.7	
01/20/2014 22:00	938.7	
01/20/2014 23:00	982.3	774 684.0
01/21/2014 00:00	1059.3	
01/21/2014 01:00	905.2	
01/21/2014 02:00	1114.1	
01/21/2014 03:00	1103.3	
01/21/2014 04:00	970.8	
01/21/2014 05:00	1095.8	
01/21/2014 06:00	1199.2	
01/21/2014 07:00	648.3	
01/21/2014 08:00	595.6	

Time	Units 1&2 Combined	
	(Part 60 Data)	Day Count
01/21/2014 09:00	884.2	
01/21/2014 10:00	836.6	
01/21/2014 11:00	734.7	
01/21/2014 12:00	648	
01/21/2014 13:00	636.8	
01/21/2014 14:00	644.7	
01/21/2014 15:00	727	
01/21/2014 16:00	817.1	
01/21/2014 17:00	882.8	
01/21/2014 18:00	628.9	
01/21/2014 19:00	773.4	
01/21/2014 20:00	912.3	
01/21/2014 21:00	764.9	
01/21/2014 22:00	640.8	
01/21/2014 23:00	914.9	775
01/22/2014 00:00	606.8	701.6
01/22/2014 01:00	426.4	
01/22/2014 02:00	261.6	
01/22/2014 03:00	245.7	
01/22/2014 04:00	0	
01/22/2014 05:00	0	
01/22/2014 06:00	0	
01/22/2014 07:00	0	
01/22/2014 08:00	0	
01/22/2014 09:00	0	
01/22/2014 10:00	0	
01/22/2014 11:00	0	
01/22/2014 12:00	0	
01/22/2014 13:00	0	
01/22/2014 14:00	0	
01/22/2014 15:00	0	
01/22/2014 16:00	8.5	
01/22/2014 17:00	32	
01/22/2014 18:00	31.7	
01/22/2014 19:00	33.6	
01/22/2014 20:00	44.7	
01/22/2014 21:00	85.9	
01/22/2014 22:00	111.4	
01/22/2014 23:00	14.5	776
01/23/2014 00:00	84.6	705.9
01/23/2014 01:00	240.2	
01/23/2014 02:00	235.2	
01/23/2014 03:00	392	
01/23/2014 04:00	335.1	
01/23/2014 05:00	357.9	

Time	Units 1&2 Combined	
	(Part 60 Data)	Day Count
01/23/2014 06:00	390.5	
01/23/2014 07:00	326.4	
01/23/2014 08:00	342.1	
01/23/2014 09:00	493.6	
01/23/2014 10:00	546	
01/23/2014 11:00	542.4	
01/23/2014 12:00	458.1	
01/23/2014 13:00	474.6	
01/23/2014 14:00	606.2	
01/23/2014 15:00	647.8	
01/23/2014 16:00	537.1	
01/23/2014 17:00	520.3	
01/23/2014 18:00	428.5	
01/23/2014 19:00	451.7	
01/23/2014 20:00	573.6	
01/23/2014 21:00	738	
01/23/2014 22:00	691.7	
01/23/2014 23:00	631.6	777
01/24/2014 00:00	564.3	712.1
01/24/2014 01:00	551.1	
01/24/2014 02:00	815	
01/24/2014 03:00	1152.3	
01/24/2014 04:00	1710	
01/24/2014 05:00	2544.3	
01/24/2014 06:00	3664.2	
01/24/2014 07:00	2297.7	
01/24/2014 08:00	1104.5	
01/24/2014 09:00	1572.3	
01/24/2014 10:00	1352.9	
01/24/2014 11:00	1275.6	
01/24/2014 12:00	1121.5	
01/24/2014 13:00	1108.1	
01/24/2014 14:00	1017.5	
01/24/2014 15:00	719.1	
01/24/2014 16:00	696.5	
01/24/2014 17:00	455.9	
01/24/2014 18:00	375.6	
01/24/2014 19:00	501.9	
01/24/2014 20:00	693.7	
01/24/2014 21:00	956.1	
01/24/2014 22:00	1416.3	
01/24/2014 23:00	1295.4	778
01/25/2014 00:00	1309.1	744.0
01/25/2014 01:00	1427.3	
01/25/2014 02:00	1612.1	

	Units 1&2 Combined	
Time	(Part 60 Data)	Day Count
01/25/2014 03:00	1737.6	
01/25/2014 04:00	1516.7	
01/25/2014 05:00	1477.8	
01/25/2014 06:00	1552.5	
01/25/2014 07:00	1575.4	
01/25/2014 08:00	1603.6	
01/25/2014 09:00	1509	
01/25/2014 10:00	1244.4	
01/25/2014 11:00	1046.8	
01/25/2014 12:00	1067.7	
01/25/2014 13:00	1196.1	
01/25/2014 14:00	1043	
01/25/2014 15:00	1089.9	
01/25/2014 16:00	999.8	
01/25/2014 17:00	1052.8	
01/25/2014 18:00	1127.1	
01/25/2014 19:00	1114.9	
01/25/2014 20:00	1203.1	
01/25/2014 21:00	1259.8	
01/25/2014 22:00	1177.2	
01/25/2014 23:00	1133.5	779
01/26/2014 00:00	1183	778.7
01/26/2014 01:00	1186.7	
01/26/2014 02:00	1207.2	
01/26/2014 03:00	1115.7	
01/26/2014 04:00	1046.4	
01/26/2014 05:00	1133.9	
01/26/2014 06:00	1163.6	
01/26/2014 07:00	1070	
01/26/2014 08:00	1100.5	
01/26/2014 09:00	1230.6	
01/26/2014 10:00	1206	
01/26/2014 11:00	1096	
01/26/2014 12:00	1078.8	
01/26/2014 13:00	1048.9	
01/26/2014 14:00	1140.5	
01/26/2014 15:00	1081.9	
01/26/2014 16:00	987.6	
01/26/2014 17:00	1142.4	
01/26/2014 18:00	1409.6	
01/26/2014 19:00	1248	
01/26/2014 20:00	1192.5	
01/26/2014 21:00	1047.6	
01/26/2014 22:00	892.3	
01/26/2014 23:00	867.8	780
		807.7

	Units 1&2 Combined	
Time	(Part 60 Data)	Day Count
01/27/2014 00:00	936.9	
01/27/2014 01:00	868.2	
01/27/2014 02:00	813.5	
01/27/2014 03:00	781.3	
01/27/2014 04:00	707.6	
01/27/2014 05:00	749.5	
01/27/2014 06:00	976.8	
01/27/2014 07:00	847.9	
01/27/2014 08:00	765.7	
01/27/2014 09:00	980.6	
01/27/2014 10:00	892.6	
01/27/2014 11:00	893.5	
01/27/2014 12:00	949.9	
01/27/2014 13:00	908.4	
01/27/2014 14:00	897.7	
01/27/2014 15:00	1079.7	
01/27/2014 16:00	1063.8	
01/27/2014 17:00	1247.9	
01/27/2014 18:00	1306	
01/27/2014 19:00	1214.8	
01/27/2014 20:00	1131.4	
01/27/2014 21:00	1171.8	
01/27/2014 22:00	1269.2	
01/27/2014 23:00	1352.6	781 832.0
01/28/2014 00:00	1259.2	
01/28/2014 01:00	992.5	
01/28/2014 02:00	1038.2	
01/28/2014 03:00	1152.2	
01/28/2014 04:00	1249.2	
01/28/2014 05:00	1369.7	
01/28/2014 06:00	1271.5	
01/28/2014 07:00	1125	
01/28/2014 08:00	1059.2	
01/28/2014 09:00	1141	
01/28/2014 10:00	1339.7	
01/28/2014 11:00	1327.6	
01/28/2014 12:00	1270.5	
01/28/2014 13:00	1092.2	
01/28/2014 14:00	788.4	
01/28/2014 15:00	583.3	
01/28/2014 16:00	709.1	
01/28/2014 17:00	1026.7	
01/28/2014 18:00	921.8	
01/28/2014 19:00	979.8	
01/28/2014 20:00	896.1	

Time	Units 1&2 Combined	
	(Part 60 Data)	Day Count
01/28/2014 21:00	1164.3	
01/28/2014 22:00	1262.4	
01/28/2014 23:00	1195.3	782
01/29/2014 00:00	1156.3	859.7
01/29/2014 01:00	1086.9	
01/29/2014 02:00	1054.9	
01/29/2014 03:00	1135.1	
01/29/2014 04:00	1222.6	
01/29/2014 05:00	1362.2	
01/29/2014 06:00	1299.9	
01/29/2014 07:00	1148.9	
01/29/2014 08:00	1093.3	
01/29/2014 09:00	1055.1	
01/29/2014 10:00	952.6	
01/29/2014 11:00	1094.6	
01/29/2014 12:00	1077.9	
01/29/2014 13:00	4815	
01/29/2014 14:00	651.2	
01/29/2014 15:00	643.3	
01/29/2014 16:00	471.3	
01/29/2014 17:00	381.3	
01/29/2014 18:00	339	
01/29/2014 19:00	333	
01/29/2014 20:00	326.8	
01/29/2014 21:00	328.9	
01/29/2014 22:00	329.4	
01/29/2014 23:00	329.4	783
01/30/2014 00:00	336.2	882.3
01/30/2014 01:00	336.1	
01/30/2014 02:00	328.9	
01/30/2014 03:00	345	
01/30/2014 04:00	437.3	
01/30/2014 05:00	585.1	
01/30/2014 06:00	702.1	
01/30/2014 07:00	722.2	
01/30/2014 08:00	632.7	
01/30/2014 09:00	564.7	
01/30/2014 10:00	804.5	
01/30/2014 11:00	1068.6	
01/30/2014 12:00	1126.5	
01/30/2014 13:00	1221.2	
01/30/2014 14:00	1124.4	
01/30/2014 15:00	1102.9	
01/30/2014 16:00	1052.3	
01/30/2014 17:00	1192.2	

	Units 1&2 Combined	
Time	(Part 60 Data)	Day Count
01/30/2014 18:00	1310.5	
01/30/2014 19:00	1301.8	
01/30/2014 20:00	1172.2	
01/30/2014 21:00	887.5	
01/30/2014 22:00	651.9	
01/30/2014 23:00	602.8	784 905.6
01/31/2014 00:00	727.3	
01/31/2014 01:00	798.5	
01/31/2014 02:00	926.8	
01/31/2014 03:00	934	
01/31/2014 04:00	914.2	
01/31/2014 05:00	1041.9	
01/31/2014 06:00	1197.9	
01/31/2014 07:00	1212	
01/31/2014 08:00	1104.3	
01/31/2014 09:00	1104.2	
01/31/2014 10:00	1275.5	
01/31/2014 11:00	1489.7	
01/31/2014 12:00	1437.6	
01/31/2014 13:00	2075.3	
01/31/2014 14:00	1339.1	
01/31/2014 15:00	1093.1	
01/31/2014 16:00	941.8	
01/31/2014 17:00	1069.2	
01/31/2014 18:00	1044.6	
01/31/2014 19:00	933.2	
01/31/2014 20:00	1013.7	
01/31/2014 21:00	989.3	
01/31/2014 22:00	945.8	
01/31/2014 23:00	973.3	785 937.7
02/01/2014 00:00	903.4	
02/01/2014 01:00	855.2	
02/01/2014 02:00	967.6	
02/01/2014 03:00	1065	
02/01/2014 04:00	1038.4	
02/01/2014 05:00	942.1	
02/01/2014 06:00	941	
02/01/2014 07:00	945	
02/01/2014 08:00	935.5	
02/01/2014 09:00	907.3	
02/01/2014 10:00	971.1	
02/01/2014 11:00	877.3	
02/01/2014 12:00	959.2	
02/01/2014 13:00	931.1	
02/01/2014 14:00	915.9	

Time	Units 1&2 Combined	
	(Part 60 Data)	Day Count
02/01/2014 15:00	929.8	
02/01/2014 16:00	944.6	
02/01/2014 17:00	939.4	
02/01/2014 18:00	934.3	
02/01/2014 19:00	919.1	
02/01/2014 20:00	921.4	
02/01/2014 21:00	955.5	
02/01/2014 22:00	939.1	
02/01/2014 23:00	895	786
02/02/2014 00:00	926.4	952.2
02/02/2014 01:00	792.4	
02/02/2014 02:00	744.8	
02/02/2014 03:00	1078.1	
02/02/2014 04:00	999.3	
02/02/2014 05:00	964.7	
02/02/2014 06:00	1134.6	
02/02/2014 07:00	1024.1	
02/02/2014 08:00	976.1	
02/02/2014 09:00	991	
02/02/2014 10:00	1023.5	
02/02/2014 11:00	1018.2	
02/02/2014 12:00	1052.7	
02/02/2014 13:00	1049	
02/02/2014 14:00	1030.4	
02/02/2014 15:00	1025.8	
02/02/2014 16:00	1003.9	
02/02/2014 17:00	1080.9	
02/02/2014 18:00	987.7	
02/02/2014 19:00	1026.1	
02/02/2014 20:00	1032.9	
02/02/2014 21:00	1052.7	
02/02/2014 22:00	1066.3	
02/02/2014 23:00	1013.5	787
02/03/2014 00:00	931.5	965.1
02/03/2014 01:00	865	
02/03/2014 02:00	847.8	
02/03/2014 03:00	1014.5	
02/03/2014 04:00	1047.2	
02/03/2014 05:00	988.4	
02/03/2014 06:00	966.8	
02/03/2014 07:00	967.8	
02/03/2014 08:00	914.3	
02/03/2014 09:00	984.6	
02/03/2014 10:00	995.9	
02/03/2014 11:00	1044.4	

	Units 1&2 Combined	
Time	(Part 60 Data)	Day Count
02/03/2014 12:00	1034.1	
02/03/2014 13:00	871.2	
02/03/2014 14:00	780.4	
02/03/2014 15:00	644.8	
02/03/2014 16:00	535.4	
02/03/2014 17:00	549.8	
02/03/2014 18:00	1012.5	
02/03/2014 19:00	2246.3	
02/03/2014 20:00	2088.1	
02/03/2014 21:00	1865.7	
02/03/2014 22:00	1413	
02/03/2014 23:00	1300.7	788 980.7
02/04/2014 00:00	1226.2	
02/04/2014 01:00	1172.2	
02/04/2014 02:00	1302.3	
02/04/2014 03:00	1382.2	
02/04/2014 04:00	1316.1	
02/04/2014 05:00	1235.7	
02/04/2014 06:00	1192.9	
02/04/2014 07:00	1236.6	
02/04/2014 08:00	1297.5	
02/04/2014 09:00	1349.4	
02/04/2014 10:00	1387.7	
02/04/2014 11:00	1248.8	
02/04/2014 12:00	861.8	
02/04/2014 13:00	677.4	
02/04/2014 14:00	566.4	
02/04/2014 15:00	391.3	
02/04/2014 16:00	364.8	
02/04/2014 17:00	375.5	
02/04/2014 18:00	392.1	
02/04/2014 19:00	364.9	
02/04/2014 20:00	347.8	
02/04/2014 21:00	350.9	
02/04/2014 22:00	352.9	
02/04/2014 23:00	244.9	789 990.1
02/05/2014 00:00	170	
02/05/2014 01:00	332.9	
02/05/2014 02:00	248.4	
02/05/2014 03:00	287.8	
02/05/2014 04:00	259.9	
02/05/2014 05:00	281.8	
02/05/2014 06:00	223.4	
02/05/2014 07:00	536.9	
02/05/2014 08:00	755.5	

	Units 1&2 Combined	
Time	(Part 60 Data)	Day Count
02/05/2014 09:00	990.6	
02/05/2014 10:00	946	
02/05/2014 11:00	1061.7	
02/05/2014 12:00	1144.2	
02/05/2014 13:00	1106.1	
02/05/2014 14:00	1138.8	
02/05/2014 15:00	1181.3	
02/05/2014 16:00	1109.9	
02/05/2014 17:00	664.9	
02/05/2014 18:00	653.4	
02/05/2014 19:00	679.1	
02/05/2014 20:00	704.3	
02/05/2014 21:00	727	
02/05/2014 22:00	745.9	
02/05/2014 23:00	755.4	790
02/06/2014 00:00	737.2	989.6
02/06/2014 01:00	713.7	
02/06/2014 02:00	688.4	
02/06/2014 03:00	603.9	
02/06/2014 04:00	803.5	
02/06/2014 05:00	879.9	
02/06/2014 06:00	634	
02/06/2014 07:00	661.4	
02/06/2014 08:00	861.9	
02/06/2014 09:00	876.8	
02/06/2014 10:00	735.6	
02/06/2014 11:00	693.5	
02/06/2014 12:00	692	
02/06/2014 13:00	606.7	
02/06/2014 14:00	604.7	
02/06/2014 15:00	619.3	
02/06/2014 16:00	657.3	
02/06/2014 17:00	651.5	
02/06/2014 18:00	727.6	
02/06/2014 19:00	753.1	
02/06/2014 20:00	683.6	
02/06/2014 21:00	702.4	
02/06/2014 22:00	759.2	
02/06/2014 23:00	776.4	791
02/07/2014 00:00	784.2	980.0
02/07/2014 01:00	713.3	
02/07/2014 02:00	716	
02/07/2014 03:00	746	
02/07/2014 04:00	740.8	
02/07/2014 05:00	768.3	

Time	Units 1&2 Combined	
	(Part 60 Data)	Day Count
02/07/2014 06:00	743.8	
02/07/2014 07:00	690.5	
02/07/2014 08:00	667.9	
02/07/2014 09:00	689.3	
02/07/2014 10:00	754.6	
02/07/2014 11:00	759.8	
02/07/2014 12:00	735.5	
02/07/2014 13:00	743.5	
02/07/2014 14:00	683.7	
02/07/2014 15:00	686.8	
02/07/2014 16:00	731.7	
02/07/2014 17:00	802.1	
02/07/2014 18:00	833.7	
02/07/2014 19:00	755.2	
02/07/2014 20:00	730.4	
02/07/2014 21:00	726.2	
02/07/2014 22:00	755.7	
02/07/2014 23:00	780.1	792
02/08/2014 00:00	794.6	960.0
02/08/2014 01:00	778.1	
02/08/2014 02:00	776.4	
02/08/2014 03:00	791	
02/08/2014 04:00	724	
02/08/2014 05:00	689.6	
02/08/2014 06:00	700	
02/08/2014 07:00	656.1	
02/08/2014 08:00	723.9	
02/08/2014 09:00	728.2	
02/08/2014 10:00	712.9	
02/08/2014 11:00	653.2	
02/08/2014 12:00	652.9	
02/08/2014 13:00	672.5	
02/08/2014 14:00	818.6	
02/08/2014 15:00	827.8	
02/08/2014 16:00	776.2	
02/08/2014 17:00	739.3	
02/08/2014 18:00	712	
02/08/2014 19:00	773.3	
02/08/2014 20:00	754.9	
02/08/2014 21:00	729.6	
02/08/2014 22:00	741	
02/08/2014 23:00	688	793
02/09/2014 00:00	602.7	949.0
02/09/2014 01:00	353	
02/09/2014 02:00	529.3	

	Units 1&2 Combined	
Time	(Part 60 Data)	Day Count
02/09/2014 03:00	974.5	
02/09/2014 04:00	743.7	
02/09/2014 05:00	744	
02/09/2014 06:00	731.3	
02/09/2014 07:00	790	
02/09/2014 08:00	821.3	
02/09/2014 09:00	826.2	
02/09/2014 10:00	806.2	
02/09/2014 11:00	712.1	
02/09/2014 12:00	736.8	
02/09/2014 13:00	772.9	
02/09/2014 14:00	863.8	
02/09/2014 15:00	830.5	
02/09/2014 16:00	800.8	
02/09/2014 17:00	757.1	
02/09/2014 18:00	783	
02/09/2014 19:00	777.2	
02/09/2014 20:00	815.1	
02/09/2014 21:00	805.1	
02/09/2014 22:00	794.8	
02/09/2014 23:00	750.8	794 927.3
02/10/2014 00:00	738.7	
02/10/2014 01:00	735	
02/10/2014 02:00	742.5	
02/10/2014 03:00	788.4	
02/10/2014 04:00	762	
02/10/2014 05:00	733.1	
02/10/2014 06:00	717.4	
02/10/2014 07:00	719.2	
02/10/2014 08:00	751.9	
02/10/2014 09:00	739.1	
02/10/2014 10:00	708.8	
02/10/2014 11:00	648.9	
02/10/2014 12:00	739.8	
02/10/2014 13:00	808.7	
02/10/2014 14:00	837.1	
02/10/2014 15:00	1301	
02/10/2014 16:00	1009.9	
02/10/2014 17:00	851.5	
02/10/2014 18:00	848.7	
02/10/2014 19:00	997.1	
02/10/2014 20:00	988.9	
02/10/2014 21:00	930.9	
02/10/2014 22:00	874.2	
02/10/2014 23:00	900.2	795 902.5

	Units 1&2 Combined	
Time	(Part 60 Data)	Day Count
02/11/2014 00:00	926.5	
02/11/2014 01:00	958.5	
02/11/2014 02:00	923.6	
02/11/2014 03:00	863.6	
02/11/2014 04:00	876.4	
02/11/2014 05:00	867.7	
02/11/2014 06:00	851.4	
02/11/2014 07:00	854.4	
02/11/2014 08:00	906	
02/11/2014 09:00	782.2	
02/11/2014 10:00	733.1	
02/11/2014 11:00	770.9	
02/11/2014 12:00	849.8	
02/11/2014 13:00	838.9	
02/11/2014 14:00	618.3	
02/11/2014 15:00	316	
02/11/2014 16:00	163.3	
02/11/2014 17:00	129.2	
02/11/2014 18:00	83.1	
02/11/2014 19:00	74.9	
02/11/2014 20:00	91.2	
02/11/2014 21:00	119.6	
02/11/2014 22:00	352.7	
02/11/2014 23:00	725.7	796 895.3
02/12/2014 00:00	887.2	
02/12/2014 01:00	799.7	
02/12/2014 02:00	791.3	
02/12/2014 03:00	902.3	
02/12/2014 04:00	980.8	
02/12/2014 05:00	897.5	
02/12/2014 06:00	721.9	
02/12/2014 07:00	760.5	
02/12/2014 08:00	838.7	
02/12/2014 09:00	892.2	
02/12/2014 10:00	1019.3	
02/12/2014 11:00	1045.8	
02/12/2014 12:00	1034.6	
02/12/2014 13:00	1014.1	
02/12/2014 14:00	961.9	
02/12/2014 15:00	848.8	
02/12/2014 16:00	1003	
02/12/2014 17:00	1320.5	
02/12/2014 18:00	1363.2	
02/12/2014 19:00	1250	
02/12/2014 20:00	1047.6	

Time	Units 1&2 Combined	
	(Part 60 Data)	Day Count
02/12/2014 21:00	902.8	
02/12/2014 22:00	910.1	
02/12/2014 23:00	921.8	797
02/13/2014 00:00	954.1	912.2
02/13/2014 01:00	872.4	
02/13/2014 02:00	870.2	
02/13/2014 03:00	965.6	
02/13/2014 04:00	913	
02/13/2014 05:00	921.2	
02/13/2014 06:00	922.5	
02/13/2014 07:00	710.1	
02/13/2014 08:00	625.9	
02/13/2014 09:00	765.9	
02/13/2014 10:00	765.6	
02/13/2014 11:00	678.4	
02/13/2014 12:00	741.2	
02/13/2014 13:00	796.1	
02/13/2014 14:00	839.4	
02/13/2014 15:00	913.8	
02/13/2014 16:00	828.5	
02/13/2014 17:00	811	
02/13/2014 18:00	801.3	
02/13/2014 19:00	856.2	
02/13/2014 20:00	864.1	
02/13/2014 21:00	845.1	
02/13/2014 22:00	785.5	
02/13/2014 23:00	770.1	798
02/14/2014 00:00	539.3	914.5
02/14/2014 01:00	569	
02/14/2014 02:00	646	
02/14/2014 03:00	625.1	
02/14/2014 04:00	530	
02/14/2014 05:00	503.4	
02/14/2014 06:00	666	
02/14/2014 07:00	710.4	
02/14/2014 08:00	644.6	
02/14/2014 09:00	641.1	
02/14/2014 10:00	655.5	
02/14/2014 11:00	658.9	
02/14/2014 12:00	633.4	
02/14/2014 13:00	614.7	
02/14/2014 14:00	613.4	
02/14/2014 15:00	591.2	
02/14/2014 16:00	575.2	
02/14/2014 17:00	533.6	

Time	Units 1&2 Combined	
	(Part 60 Data)	Day Count
02/14/2014 18:00	481.2	
02/14/2014 19:00	448.9	
02/14/2014 20:00	435.6	
02/14/2014 21:00	431	
02/14/2014 22:00	370.6	
02/14/2014 23:00	312.3	799 901.3
02/15/2014 00:00	245.2	
02/15/2014 01:00	293.8	
02/15/2014 02:00	344	
02/15/2014 03:00	345.7	
02/15/2014 04:00	301.9	
02/15/2014 05:00	261.1	
02/15/2014 06:00	275.7	
02/15/2014 07:00	288	
02/15/2014 08:00	318	
02/15/2014 09:00	290.9	
02/15/2014 10:00	281.3	
02/15/2014 11:00	256.8	
02/15/2014 12:00	273.5	
02/15/2014 13:00	293.3	
02/15/2014 14:00	307.2	
02/15/2014 15:00	295.8	
02/15/2014 16:00	250.4	
02/15/2014 17:00	207.8	
02/15/2014 18:00	193.9	
02/15/2014 19:00	237.2	
02/15/2014 20:00	281.4	
02/15/2014 21:00	290.6	
02/15/2014 22:00	265.7	
02/15/2014 23:00	316.4	800 881.9
02/16/2014 00:00	468.3	
02/16/2014 01:00	287.6	
02/16/2014 02:00	353.3	
02/16/2014 03:00	588.4	
02/16/2014 04:00	458.7	
02/16/2014 05:00	398	
02/16/2014 06:00	540.5	
02/16/2014 07:00	474.5	
02/16/2014 08:00	493.3	
02/16/2014 09:00	520.1	
02/16/2014 10:00	503	
02/16/2014 11:00	492.7	
02/16/2014 12:00	515.1	
02/16/2014 13:00	513.9	
02/16/2014 14:00	500.5	

Time	Units 1&2 Combined	
	(Part 60 Data)	Day Count
02/16/2014 15:00	515.7	
02/16/2014 16:00	497.3	
02/16/2014 17:00	457.2	
02/16/2014 18:00	496.9	
02/16/2014 19:00	533.3	
02/16/2014 20:00	499.5	
02/16/2014 21:00	496.5	
02/16/2014 22:00	480.3	
02/16/2014 23:00	458.4	801
02/17/2014 00:00	463	862.3
02/17/2014 01:00	511.6	
02/17/2014 02:00	510.2	
02/17/2014 03:00	580.7	
02/17/2014 04:00	536.9	
02/17/2014 05:00	478.7	
02/17/2014 06:00	461.5	
02/17/2014 07:00	474.4	
02/17/2014 08:00	487.3	
02/17/2014 09:00	466.7	
02/17/2014 10:00	532.1	
02/17/2014 11:00	467.9	
02/17/2014 12:00	464.6	
02/17/2014 13:00	512.6	
02/17/2014 14:00	514.4	
02/17/2014 15:00	504.5	
02/17/2014 16:00	522.1	
02/17/2014 17:00	512	
02/17/2014 18:00	531.1	
02/17/2014 19:00	532.3	
02/17/2014 20:00	523.9	
02/17/2014 21:00	523.5	
02/17/2014 22:00	522.4	
02/17/2014 23:00	531.2	802
02/18/2014 00:00	551.2	840.4
02/18/2014 01:00	553.1	
02/18/2014 02:00	525.7	
02/18/2014 03:00	579	
02/18/2014 04:00	547.7	
02/18/2014 05:00	525.6	
02/18/2014 06:00	539.2	
02/18/2014 07:00	563.8	
02/18/2014 08:00	524.5	
02/18/2014 09:00	572.7	
02/18/2014 10:00	570.1	
02/18/2014 11:00	552.3	

Time	Units 1&2 Combined	
	(Part 60 Data)	Day Count
02/18/2014 12:00	531.7	
02/18/2014 13:00	509.4	
02/18/2014 14:00	512.5	
02/18/2014 15:00	539.1	
02/18/2014 16:00	531.6	
02/18/2014 17:00	484.9	
02/18/2014 18:00	425.3	
02/18/2014 19:00	483.4	
02/18/2014 20:00	527.1	
02/18/2014 21:00	509.3	
02/18/2014 22:00	501.2	
02/18/2014 23:00	482	803 819.6
02/19/2014 00:00	512.1	
02/19/2014 01:00	483	
02/19/2014 02:00	483	
02/19/2014 03:00	433.8	
02/19/2014 04:00	501.5	
02/19/2014 05:00	544.3	
02/19/2014 06:00	441	
02/19/2014 07:00	487.7	
02/19/2014 08:00	669.2	
02/19/2014 09:00	993.1	
02/19/2014 10:00	613.2	
02/19/2014 11:00	465.8	
02/19/2014 12:00	3910.6	
02/19/2014 13:00	10793.5	
02/19/2014 14:00	680.6	
02/19/2014 15:00	722.6	
02/19/2014 16:00	628.6	
02/19/2014 17:00	490.5	
02/19/2014 18:00	505.6	
02/19/2014 19:00	614.8	
02/19/2014 20:00	750.1	
02/19/2014 21:00	540.7	
02/19/2014 22:00	302.1	
02/19/2014 23:00	248	804 820.9
02/20/2014 00:00	233.2	
02/20/2014 01:00	270.2	
02/20/2014 02:00	339.2	
02/20/2014 03:00	493.8	
02/20/2014 04:00	589.3	
02/20/2014 05:00	609.9	
02/20/2014 06:00	523.3	
02/20/2014 07:00	210.1	
02/20/2014 08:00	196.3	

	Units 1&2 Combined			
Time	(Part 60 Data)	Day Count		
02/20/2014 09:00	372.7			
02/20/2014 10:00	664.3			
02/20/2014 11:00	670.9			
02/20/2014 12:00	541.3			
02/20/2014 13:00	472.2			
02/20/2014 14:00	629.5			
02/20/2014 15:00	678.7			
02/20/2014 16:00	648.2			
02/20/2014 17:00	553.1			
02/20/2014 18:00	476.3			
02/20/2014 19:00	433.6			
02/20/2014 20:00	486.5			
02/20/2014 21:00	516.5			
02/20/2014 22:00	550.9			
02/20/2014 23:00	529.8	805		808.9
02/21/2014 00:00	285			
02/21/2014 01:00	230.7			
02/21/2014 02:00	461.6			
02/21/2014 03:00	424.9			
02/21/2014 04:00	324.9			
02/21/2014 05:00	423.1			
02/21/2014 06:00	650.4			
02/21/2014 07:00	468.6			
02/21/2014 08:00	395.5			
02/21/2014 09:00	397			
02/21/2014 10:00	397.1			
02/21/2014 11:00	472.7			
02/21/2014 12:00	517.2			
02/21/2014 13:00	512.7			
02/21/2014 14:00	473.1			
02/21/2014 15:00	453.5			
02/21/2014 16:00	500.9			
02/21/2014 17:00	457.4			
02/21/2014 18:00	525.2			
02/21/2014 19:00	506			
02/21/2014 20:00	493.1			
02/21/2014 21:00	467.4			
02/21/2014 22:00	450.9			
02/21/2014 23:00	426	806		807.7
02/22/2014 00:00	324.6			
02/22/2014 01:00	490.3			
02/22/2014 02:00	505.1			
02/22/2014 03:00	451.9			
02/22/2014 04:00	425.3			
02/22/2014 05:00	403.6			

Time	Units 1&2 Combined	
	(Part 60 Data)	Day Count
02/22/2014 06:00	427	
02/22/2014 07:00	410.2	
02/22/2014 08:00	422.9	
02/22/2014 09:00	418.9	
02/22/2014 10:00	414.9	
02/22/2014 11:00	395.8	
02/22/2014 12:00	418	
02/22/2014 13:00	405.3	
02/22/2014 14:00	350.8	
02/22/2014 15:00	396.9	
02/22/2014 16:00	436.5	
02/22/2014 17:00	382.9	
02/22/2014 18:00	465.8	
02/22/2014 19:00	382.3	
02/22/2014 20:00	380.5	
02/22/2014 21:00	391.4	
02/22/2014 22:00	424.8	
02/22/2014 23:00	440.6	807
02/23/2014 00:00	415.1	806.2
02/23/2014 01:00	188	
02/23/2014 02:00	262.3	
02/23/2014 03:00	582.2	
02/23/2014 04:00	395.4	
02/23/2014 05:00	347.5	
02/23/2014 06:00	397.3	
02/23/2014 07:00	417.3	
02/23/2014 08:00	396.5	
02/23/2014 09:00	420.9	
02/23/2014 10:00	417.3	
02/23/2014 11:00	382.9	
02/23/2014 12:00	499.3	
02/23/2014 13:00	322.3	
02/23/2014 14:00	286.5	
02/23/2014 15:00	432.5	
02/23/2014 16:00	538.2	
02/23/2014 17:00	383.6	
02/23/2014 18:00	512	
02/23/2014 19:00	652.6	
02/23/2014 20:00	514.9	
02/23/2014 21:00	416.3	
02/23/2014 22:00	350.6	
02/23/2014 23:00	205.8	808
02/24/2014 00:00	550.1	779.5
02/24/2014 01:00	396.4	
02/24/2014 02:00	419.8	

Time	Units 1&2 Combined	
	(Part 60 Data)	Day Count
02/24/2014 03:00	454.1	
02/24/2014 04:00	445.1	
02/24/2014 05:00	570	
02/24/2014 06:00	508.1	
02/24/2014 07:00	404.7	
02/24/2014 08:00	435.6	
02/24/2014 09:00	497.4	
02/24/2014 10:00	527.8	
02/24/2014 11:00	514.5	
02/24/2014 12:00	497.6	
02/24/2014 13:00	490	
02/24/2014 14:00	486.6	
02/24/2014 15:00	497.8	
02/24/2014 16:00	489.4	
02/24/2014 17:00	486.1	
02/24/2014 18:00	539.5	
02/24/2014 19:00	519.3	
02/24/2014 20:00	479.1	
02/24/2014 21:00	465.8	
02/24/2014 22:00	491.3	
02/24/2014 23:00	496.8	809 752.5
02/25/2014 00:00	499.6	
02/25/2014 01:00	496.8	
02/25/2014 02:00	466.1	
02/25/2014 03:00	561.4	
02/25/2014 04:00	565.3	
02/25/2014 05:00	551	
02/25/2014 06:00	509	
02/25/2014 07:00	518.9	
02/25/2014 08:00	504.8	
02/25/2014 09:00	515.8	
02/25/2014 10:00	587.3	
02/25/2014 11:00	660.1	
02/25/2014 12:00	647.6	
02/25/2014 13:00	712.1	
02/25/2014 14:00	656	
02/25/2014 15:00	709.2	
02/25/2014 16:00	1174.9	
02/25/2014 17:00	1402.8	
02/25/2014 18:00	1967.6	
02/25/2014 19:00	1029.1	
02/25/2014 20:00	1011	
02/25/2014 21:00	925	
02/25/2014 22:00	868.8	
02/25/2014 23:00	843.9	810 740.7

	Units 1&2 Combined	
Time	(Part 60 Data)	Day Count
02/26/2014 00:00	807.6	
02/26/2014 01:00	880	
02/26/2014 02:00	819.3	
02/26/2014 03:00	1091.4	
02/26/2014 04:00	863.4	
02/26/2014 05:00	897.1	
02/26/2014 06:00	854.8	
02/26/2014 07:00	827.9	
02/26/2014 08:00	859.8	
02/26/2014 09:00	939.1	
02/26/2014 10:00	1011.8	
02/26/2014 11:00	875.3	
02/26/2014 12:00	955.7	
02/26/2014 13:00	1066.2	
02/26/2014 14:00	1085	
02/26/2014 15:00	1262.3	
02/26/2014 16:00	1218.1	
02/26/2014 17:00	1103.5	
02/26/2014 18:00	1087.6	
02/26/2014 19:00	1286.6	
02/26/2014 20:00	1303.6	
02/26/2014 21:00	1175	
02/26/2014 22:00	1200.5	
02/26/2014 23:00	1067.5	811 741.8
02/27/2014 00:00	868.9	
02/27/2014 01:00	832	
02/27/2014 02:00	1049	
02/27/2014 03:00	1217.4	
02/27/2014 04:00	1008.6	
02/27/2014 05:00	1135.9	
02/27/2014 06:00	1323.3	
02/27/2014 07:00	1444.2	
02/27/2014 08:00	1194.9	
02/27/2014 09:00	1217.3	
02/27/2014 10:00	1279.1	
02/27/2014 11:00	1281.3	
02/27/2014 12:00	1296.3	
02/27/2014 13:00	1257.3	
02/27/2014 14:00	1282.9	
02/27/2014 15:00	1312.1	
02/27/2014 16:00	1286.1	
02/27/2014 17:00	1276.6	
02/27/2014 18:00	1346.8	
02/27/2014 19:00	1338.5	
02/27/2014 20:00	1239.2	

Time	Units 1&2 Combined	
	(Part 60 Data)	Day Count
02/27/2014 21:00	1232	
02/27/2014 22:00	1267.9	
02/27/2014 23:00	1314.3	812 746.0
02/28/2014 00:00	1300.3	
02/28/2014 01:00	1268.4	
02/28/2014 02:00	1287.3	
02/28/2014 03:00	1294.7	
02/28/2014 04:00	1273.1	
02/28/2014 05:00	1252.9	
02/28/2014 06:00	1214.8	
02/28/2014 07:00	1253.2	
02/28/2014 08:00	1294.3	
02/28/2014 09:00	1338.2	
02/28/2014 10:00	1289	
02/28/2014 11:00	1194.4	
02/28/2014 12:00	1206.7	
02/28/2014 13:00	1245.4	
02/28/2014 14:00	1260.9	
02/28/2014 15:00	1264.5	
02/28/2014 16:00	1298.1	
02/28/2014 17:00	1225.9	
02/28/2014 18:00	1059.2	
02/28/2014 19:00	1171.7	
02/28/2014 20:00	1277.2	
02/28/2014 21:00	1386.6	
02/28/2014 22:00	1448.2	
02/28/2014 23:00	1295.6	813 755.4
03/01/2014 00:00	937.8	
03/01/2014 01:00	194.3	
03/01/2014 02:00	89.5	
03/01/2014 03:00	114.3	
03/01/2014 04:00	138.1	
03/01/2014 05:00	168.3	
03/01/2014 06:00	330.3	
03/01/2014 07:00	484.2	
03/01/2014 08:00	309.9	
03/01/2014 09:00	277.3	
03/01/2014 10:00	1082.3	
03/01/2014 11:00	1048	
03/01/2014 12:00	964.1	
03/01/2014 13:00	1018.8	
03/01/2014 14:00	1120.5	
03/01/2014 15:00	1057.2	
03/01/2014 16:00	1055.1	
03/01/2014 17:00	1121.6	

Time	Units 1&2 Combined	
	(Part 60 Data)	Day Count
03/01/2014 18:00	1185.2	
03/01/2014 19:00	1143.5	
03/01/2014 20:00	1184.1	
03/01/2014 21:00	1293.5	
03/01/2014 22:00	1238.8	
03/01/2014 23:00	1210.6	814 754.2
03/02/2014 00:00	1311.8	
03/02/2014 01:00	1227.3	
03/02/2014 02:00	1016.9	
03/02/2014 03:00	1242.3	
03/02/2014 04:00	1252.2	
03/02/2014 05:00	1217.2	
03/02/2014 06:00	1113.7	
03/02/2014 07:00	1129.7	
03/02/2014 08:00	1239.2	
03/02/2014 09:00	1331	
03/02/2014 10:00	1243.4	
03/02/2014 11:00	1113.7	
03/02/2014 12:00	1077.7	
03/02/2014 13:00	1252.8	
03/02/2014 14:00	1291.7	
03/02/2014 15:00	1208.6	
03/02/2014 16:00	1220.5	
03/02/2014 17:00	1191.8	
03/02/2014 18:00	1458.5	
03/02/2014 19:00	1494.8	
03/02/2014 20:00	1308.4	
03/02/2014 21:00	1274.5	
03/02/2014 22:00	1097.8	
03/02/2014 23:00	1219.6	815 758.3
03/03/2014 00:00	1334.7	
03/03/2014 01:00	1261.1	
03/03/2014 02:00	1173.8	
03/03/2014 03:00	1271.9	
03/03/2014 04:00	1276.2	
03/03/2014 05:00	1290.2	
03/03/2014 06:00	1445.9	
03/03/2014 07:00	1524.1	
03/03/2014 08:00	1401.6	
03/03/2014 09:00	1357.2	
03/03/2014 10:00	1411.8	
03/03/2014 11:00	1407.4	
03/03/2014 12:00	1439.5	
03/03/2014 13:00	1453.8	
03/03/2014 14:00	1365.8	

	Units 1&2 Combined	
Time	(Part 60 Data)	Day Count
03/03/2014 15:00	1391.2	
03/03/2014 16:00	1419	
03/03/2014 17:00	543.4	
03/03/2014 18:00	550.3	
03/03/2014 19:00	518.9	
03/03/2014 20:00	476.1	
03/03/2014 21:00	470.1	
03/03/2014 22:00	537.8	
03/03/2014 23:00	569.6	816
03/04/2014 00:00	606.1	764.4
03/04/2014 01:00	581.7	
03/04/2014 02:00	1392.5	
03/04/2014 03:00	1428	
03/04/2014 04:00	1429.2	
03/04/2014 05:00	1442.3	
03/04/2014 06:00	1469.9	
03/04/2014 07:00	1454.6	
03/04/2014 08:00	1409.4	
03/04/2014 09:00	1383.4	
03/04/2014 10:00	5400.4	
03/04/2014 11:00	1150.1	
03/04/2014 12:00	8394.8	
03/04/2014 13:00	1182.8	
03/04/2014 14:00	818.9	
03/04/2014 15:00	502.3	
03/04/2014 16:00	321.6	
03/04/2014 17:00	342.7	
03/04/2014 18:00	386.2	
03/04/2014 19:00	444	
03/04/2014 20:00	447	
03/04/2014 21:00	488.3	
03/04/2014 22:00	655.8	
03/04/2014 23:00	889.6	817
03/05/2014 00:00	1230.4	778.1
03/05/2014 01:00	1516.5	
03/05/2014 02:00	1274.2	
03/05/2014 03:00	1093	
03/05/2014 04:00	1138.4	
03/05/2014 05:00	1293.1	
03/05/2014 06:00	1353.8	
03/05/2014 07:00	1258.5	
03/05/2014 08:00	1419.9	
03/05/2014 09:00	10691.9	
03/05/2014 10:00	12041	
03/05/2014 11:00	1385.9	

	Units 1&2 Combined	
Time	(Part 60 Data)	Day Count
03/05/2014 12:00	10823.7	
03/05/2014 13:00	4676.5	
03/05/2014 14:00	1398.1	
03/05/2014 15:00	1294.3	
03/05/2014 16:00	1392.2	
03/05/2014 17:00	1399.4	
03/05/2014 18:00	1425.3	
03/05/2014 19:00	1417.6	
03/05/2014 20:00	1397.8	
03/05/2014 21:00	1358.1	
03/05/2014 22:00	1332	
03/05/2014 23:00	1245.6	818 832.2
03/06/2014 00:00	1303.8	
03/06/2014 01:00	1317.7	
03/06/2014 02:00	1572.8	
03/06/2014 03:00	1963.2	
03/06/2014 04:00	1582.6	
03/06/2014 05:00	1290.5	
03/06/2014 06:00	1139.2	
03/06/2014 07:00	1101.8	
03/06/2014 08:00	1157.6	
03/06/2014 09:00	1178.5	
03/06/2014 10:00	1035.2	
03/06/2014 11:00	879.6	
03/06/2014 12:00	897.2	
03/06/2014 13:00	1039.5	
03/06/2014 14:00	876.1	
03/06/2014 15:00	782.2	
03/06/2014 16:00	772.6	
03/06/2014 17:00	1002.3	
03/06/2014 18:00	1043.5	
03/06/2014 19:00	895.9	
03/06/2014 20:00	932.9	
03/06/2014 21:00	884	
03/06/2014 22:00	812.8	
03/06/2014 23:00	969.8	819 840.3
03/07/2014 00:00	1030.7	
03/07/2014 01:00	1178	
03/07/2014 02:00	1079.5	
03/07/2014 03:00	1105.7	
03/07/2014 04:00	1063.6	
03/07/2014 05:00	1075.9	
03/07/2014 06:00	1085.5	
03/07/2014 07:00	1095.9	
03/07/2014 08:00	1067.5	

Time	Units 1&2 Combined	
	(Part 60 Data)	Day Count
03/07/2014 09:00	960.8	
03/07/2014 10:00	949.7	
03/07/2014 11:00	1009.2	
03/07/2014 12:00	994	
03/07/2014 13:00	985.5	
03/07/2014 14:00	962.8	
03/07/2014 15:00	957.9	
03/07/2014 16:00	1003.7	
03/07/2014 17:00	1008.3	
03/07/2014 18:00	1011.3	
03/07/2014 19:00	1131.2	
03/07/2014 20:00	1035.7	
03/07/2014 21:00	1016	
03/07/2014 22:00	891.7	
03/07/2014 23:00	1062.7	820 851.5
03/08/2014 00:00	1086.8	
03/08/2014 01:00	1005.9	
03/08/2014 02:00	1011.7	
03/08/2014 03:00	852.3	
03/08/2014 04:00	657.8	
03/08/2014 05:00	631.9	
03/08/2014 06:00	320.1	
03/08/2014 07:00	300.5	
03/08/2014 08:00	266.9	
03/08/2014 09:00	191.9	
03/08/2014 10:00	318.4	
03/08/2014 11:00	277.7	
03/08/2014 12:00	225.3	
03/08/2014 13:00	235.5	
03/08/2014 14:00	321.1	
03/08/2014 15:00	432.6	
03/08/2014 16:00	554	
03/08/2014 17:00	618.2	
03/08/2014 18:00	578.9	
03/08/2014 19:00	502	
03/08/2014 20:00	476.7	
03/08/2014 21:00	520.1	
03/08/2014 22:00	407.1	
03/08/2014 23:00	287.1	821 844.5
03/09/2014 00:00	462.9	
03/09/2014 01:00	452	
03/09/2014 02:00	365.7	
03/09/2014 03:00	376.4	
03/09/2014 04:00	378.7	
03/09/2014 05:00	360	

Time	Units 1&2 Combined	
	(Part 60 Data)	Day Count
03/09/2014 06:00	398	
03/09/2014 07:00	443.4	
03/09/2014 08:00	447.8	
03/09/2014 09:00	435.2	
03/09/2014 10:00	265.7	
03/09/2014 11:00	422.8	
03/09/2014 12:00	482	
03/09/2014 13:00	476.8	
03/09/2014 14:00	407	
03/09/2014 15:00	412.1	
03/09/2014 16:00	481.1	
03/09/2014 17:00	500.8	
03/09/2014 18:00	433.7	
03/09/2014 19:00	307.4	
03/09/2014 20:00	419.4	
03/09/2014 21:00	344.1	
03/09/2014 22:00	240.5	
03/09/2014 23:00	359.5	822 833.3
03/10/2014 00:00	318.5	
03/10/2014 01:00	296.6	
03/10/2014 02:00	307.1	
03/10/2014 03:00	310.3	
03/10/2014 04:00	306.6	
03/10/2014 05:00	449.7	
03/10/2014 06:00	438.6	
03/10/2014 07:00	585.6	
03/10/2014 08:00	451.8	
03/10/2014 09:00	408.6	
03/10/2014 10:00	514.3	
03/10/2014 11:00	561.8	
03/10/2014 12:00	501.3	
03/10/2014 13:00	458.4	
03/10/2014 14:00	433.7	
03/10/2014 15:00	488.5	
03/10/2014 16:00	488.1	
03/10/2014 17:00	445.2	
03/10/2014 18:00	501.3	
03/10/2014 19:00	453.3	
03/10/2014 20:00	469.2	
03/10/2014 21:00	450.2	
03/10/2014 22:00	348.8	
03/10/2014 23:00	270.3	823 823.0
03/11/2014 00:00	209.1	
03/11/2014 01:00	332.4	
03/11/2014 02:00	338.1	

Time	Units 1&2 Combined	
	(Part 60 Data)	Day Count
03/11/2014 03:00	322.5	
03/11/2014 04:00	337.2	
03/11/2014 05:00	464.7	
03/11/2014 06:00	493.7	
03/11/2014 07:00	535.7	
03/11/2014 08:00	446.3	
03/11/2014 09:00	418.8	
03/11/2014 10:00	572.6	
03/11/2014 11:00	682.4	
03/11/2014 12:00	526.4	
03/11/2014 13:00	508.8	
03/11/2014 14:00	446.3	
03/11/2014 15:00	315.4	
03/11/2014 16:00	217.7	
03/11/2014 17:00	108.4	
03/11/2014 18:00	76.8	
03/11/2014 19:00	54.2	
03/11/2014 20:00	46.4	
03/11/2014 21:00	34	
03/11/2014 22:00	17.3	
03/11/2014 23:00	13.8	824 808.3
03/12/2014 00:00	28.1	
03/12/2014 01:00	157.8	
03/12/2014 02:00	268.3	
03/12/2014 03:00	305	
03/12/2014 04:00	388.4	
03/12/2014 05:00	429.6	
03/12/2014 06:00	546.2	
03/12/2014 07:00	723.2	
03/12/2014 08:00	737.5	
03/12/2014 09:00	584.2	
03/12/2014 10:00	550.6	
03/12/2014 11:00	540.6	
03/12/2014 12:00	543.7	
03/12/2014 13:00	531.8	
03/12/2014 14:00	510.6	
03/12/2014 15:00	492.3	
03/12/2014 16:00	503.5	
03/12/2014 17:00	519.4	
03/12/2014 18:00	509.3	
03/12/2014 19:00	465.9	
03/12/2014 20:00	483.2	
03/12/2014 21:00	524.6	
03/12/2014 22:00	528.4	
03/12/2014 23:00	468.4	825 796.5

Time	Units 1&2 Combined	
	(Part 60 Data)	Day Count
03/13/2014 00:00	580.4	
03/13/2014 01:00	596.8	
03/13/2014 02:00	549.6	
03/13/2014 03:00	559.9	
03/13/2014 04:00	582.5	
03/13/2014 05:00	657.8	
03/13/2014 06:00	569.8	
03/13/2014 07:00	575.6	
03/13/2014 08:00	570.2	
03/13/2014 09:00	611.8	
03/13/2014 10:00	629.6	
03/13/2014 11:00	680.4	
03/13/2014 12:00	696.5	
03/13/2014 13:00	651.1	
03/13/2014 14:00	631.6	
03/13/2014 15:00	782.1	
03/13/2014 16:00	962.6	
03/13/2014 17:00	989.7	
03/13/2014 18:00	1208	
03/13/2014 19:00	1878	
03/13/2014 20:00	2138.1	
03/13/2014 21:00	2306.1	
03/13/2014 22:00	2431.6	
03/13/2014 23:00	3321.5	826 811.0
03/14/2014 00:00	3398.7	
03/14/2014 01:00	2416.1	
03/14/2014 02:00	1470.4	
03/14/2014 03:00	4228.1	
03/14/2014 04:00	1382.5	
03/14/2014 05:00	1617.8	
03/14/2014 06:00	1625.2	
03/14/2014 07:00	1485.3	
03/14/2014 08:00	1255.7	
03/14/2014 09:00	416.1	
03/14/2014 10:00	493	
03/14/2014 11:00	563	
03/14/2014 12:00	1151.2	
03/14/2014 13:00	1364.1	
03/14/2014 14:00	1363.4	
03/14/2014 15:00	1160	
03/14/2014 16:00	1336.1	
03/14/2014 17:00	530.2	
03/14/2014 18:00	520.9	
03/14/2014 19:00	498.2	
03/14/2014 20:00	487	

Time	Units 1&2 Combined	
	(Part 60 Data)	Day Count
03/14/2014 21:00	294.3	
03/14/2014 22:00	218.3	
03/14/2014 23:00	407.1	827
03/15/2014 00:00	386.4	820.2
03/15/2014 01:00	313.1	
03/15/2014 02:00	273.8	
03/15/2014 03:00	338.8	
03/15/2014 04:00	304.7	
03/15/2014 05:00	374.9	
03/15/2014 06:00	536.6	
03/15/2014 07:00	432.2	
03/15/2014 08:00	404.6	
03/15/2014 09:00	457.9	
03/15/2014 10:00	1067.7	
03/15/2014 11:00	931.7	
03/15/2014 12:00	1017.6	
03/15/2014 13:00	709.4	
03/15/2014 14:00	775.9	
03/15/2014 15:00	1129.4	
03/15/2014 16:00	939	
03/15/2014 17:00	778	
03/15/2014 18:00	1029.7	
03/15/2014 19:00	1393.4	
03/15/2014 20:00	1082	
03/15/2014 21:00	676.6	
03/15/2014 22:00	702.6	
03/15/2014 23:00	809.5	828
03/16/2014 00:00	566.9	816.1
03/16/2014 01:00	346	
03/16/2014 02:00	376	
03/16/2014 03:00	376.9	
03/16/2014 04:00	334.9	
03/16/2014 05:00	460.3	
03/16/2014 06:00	451.5	
03/16/2014 07:00	509.8	
03/16/2014 08:00	471.5	
03/16/2014 09:00	479.5	
03/16/2014 10:00	1059.9	
03/16/2014 11:00	1042.9	
03/16/2014 12:00	1045.7	
03/16/2014 13:00	1176.3	
03/16/2014 14:00	1368.2	
03/16/2014 15:00	1226.4	
03/16/2014 16:00	1207.2	
03/16/2014 17:00	500.6	

Time	Units 1&2 Combined	
	(Part 60 Data)	Day Count
03/16/2014 18:00	506.9	
03/16/2014 19:00	513.5	
03/16/2014 20:00	479	
03/16/2014 21:00	248.3	
03/16/2014 22:00	210.9	
03/16/2014 23:00	425.5	829 818.8
03/17/2014 00:00	366.5	
03/17/2014 01:00	329.3	
03/17/2014 02:00	341.6	
03/17/2014 03:00	355	
03/17/2014 04:00	353.6	
03/17/2014 05:00	606.5	
03/17/2014 06:00	636.3	
03/17/2014 07:00	1321.8	
03/17/2014 08:00	1323	
03/17/2014 09:00	1373.5	
03/17/2014 10:00	1298.7	
03/17/2014 11:00	1291.1	
03/17/2014 12:00	1237	
03/17/2014 13:00	1220.1	
03/17/2014 14:00	1257.9	
03/17/2014 15:00	1344.7	
03/17/2014 16:00	1242.3	
03/17/2014 17:00	1263.5	
03/17/2014 18:00	1238.4	
03/17/2014 19:00	1267.4	
03/17/2014 20:00	1296.8	
03/17/2014 21:00	1214	
03/17/2014 22:00	1270.1	
03/17/2014 23:00	892.6	830 843.2
03/18/2014 00:00	1007.2	
03/18/2014 01:00	1155	
03/18/2014 02:00	1168	
03/18/2014 03:00	1165.5	
03/18/2014 04:00	1080.5	
03/18/2014 05:00	1220.4	
03/18/2014 06:00	1478.8	
03/18/2014 07:00	1420.5	
03/18/2014 08:00	1248.8	
03/18/2014 09:00	494.3	
03/18/2014 10:00	520.9	
03/18/2014 11:00	1320.5	
03/18/2014 12:00	1317.3	
03/18/2014 13:00	1381.1	
03/18/2014 14:00	1292.7	

Time	Units 1&2 Combined	
	(Part 60 Data)	Day Count
03/18/2014 15:00	1334.5	
03/18/2014 16:00	1233.9	
03/18/2014 17:00	371.9	
03/18/2014 18:00	1499.9	
03/18/2014 19:00	1430.8	
03/18/2014 20:00	1270	
03/18/2014 21:00	1057.2	
03/18/2014 22:00	800.1	
03/18/2014 23:00	807.1	831
03/19/2014 00:00	922.7	864.8
03/19/2014 01:00	354.6	
03/19/2014 02:00	319.9	
03/19/2014 03:00	341.9	
03/19/2014 04:00	319.7	
03/19/2014 05:00	407.5	
03/19/2014 06:00	619.7	
03/19/2014 07:00	516.3	
03/19/2014 08:00	430.6	
03/19/2014 09:00	474.4	
03/19/2014 10:00	1214.7	
03/19/2014 11:00	1240.5	
03/19/2014 12:00	1182.7	
03/19/2014 13:00	997.6	
03/19/2014 14:00	1204.8	
03/19/2014 15:00	1083.4	
03/19/2014 16:00	1146.9	
03/19/2014 17:00	1142.9	
03/19/2014 18:00	1254.1	
03/19/2014 19:00	1101.3	
03/19/2014 20:00	1161.7	
03/19/2014 21:00	1222.1	
03/19/2014 22:00	1097	
03/19/2014 23:00	1043.2	832
03/20/2014 00:00	970.2	876.8
03/20/2014 01:00	741.7	
03/20/2014 02:00	1004.4	
03/20/2014 03:00	1056.6	
03/20/2014 04:00	873.6	
03/20/2014 05:00	1350	
03/20/2014 06:00	1368.4	
03/20/2014 07:00	1188.2	
03/20/2014 08:00	1102	
03/20/2014 09:00	1156.7	
03/20/2014 10:00	1296.5	
03/20/2014 11:00	1308.6	

Time	Units 1&2 Combined	
	(Part 60 Data)	Day Count
03/20/2014 12:00	1275.7	
03/20/2014 13:00	1222.2	
03/20/2014 14:00	1233.3	
03/20/2014 15:00	1208.9	
03/20/2014 16:00	1208.1	
03/20/2014 17:00	1241	
03/20/2014 18:00	1241.8	
03/20/2014 19:00	1195.6	
03/20/2014 20:00	1210.1	
03/20/2014 21:00	1184.7	
03/20/2014 22:00	1028.6	
03/20/2014 23:00	657.2	833 897.2
03/21/2014 00:00	728.5	
03/21/2014 01:00	862.5	
03/21/2014 02:00	834.6	
03/21/2014 03:00	825.6	
03/21/2014 04:00	786.6	
03/21/2014 05:00	927.4	
03/21/2014 06:00	1079.2	
03/21/2014 07:00	1316.4	
03/21/2014 08:00	1012.2	
03/21/2014 09:00	1123.7	
03/21/2014 10:00	1135.1	
03/21/2014 11:00	1228.4	
03/21/2014 12:00	1214.1	
03/21/2014 13:00	1108.8	
03/21/2014 14:00	1124.4	
03/21/2014 15:00	911.9	
03/21/2014 16:00	1170.6	
03/21/2014 17:00	1100.7	
03/21/2014 18:00	1393.1	
03/21/2014 19:00	1210.6	
03/21/2014 20:00	1111	
03/21/2014 21:00	1093.9	
03/21/2014 22:00	948.5	
03/21/2014 23:00	748.3	834 894.7
03/22/2014 00:00	755.7	
03/22/2014 01:00	952.2	
03/22/2014 02:00	843.9	
03/22/2014 03:00	862.8	
03/22/2014 04:00	820.2	
03/22/2014 05:00	1029.3	
03/22/2014 06:00	1192.3	
03/22/2014 07:00	1208.3	
03/22/2014 08:00	1100.9	

Time	Units 1&2 Combined	
	(Part 60 Data)	Day Count
03/22/2014 09:00	1084.6	
03/22/2014 10:00	1098	
03/22/2014 11:00	1185.3	
03/22/2014 12:00	1194.6	
03/22/2014 13:00	1128.4	
03/22/2014 14:00	1028.2	
03/22/2014 15:00	1111.7	
03/22/2014 16:00	1144.6	
03/22/2014 17:00	1060.2	
03/22/2014 18:00	1281.3	
03/22/2014 19:00	1163	
03/22/2014 20:00	1034.1	
03/22/2014 21:00	984.8	
03/22/2014 22:00	907.9	
03/22/2014 23:00	778.3	835 913.1
03/23/2014 00:00	825.8	
03/23/2014 01:00	815.4	
03/23/2014 02:00	840.2	
03/23/2014 03:00	853.2	
03/23/2014 04:00	843.2	
03/23/2014 05:00	1163.2	
03/23/2014 06:00	1185.9	
03/23/2014 07:00	1148.8	
03/23/2014 08:00	1170.4	
03/23/2014 09:00	1183.6	
03/23/2014 10:00	1171.3	
03/23/2014 11:00	1208.7	
03/23/2014 12:00	1191.1	
03/23/2014 13:00	1148.6	
03/23/2014 14:00	1155.7	
03/23/2014 15:00	1197.7	
03/23/2014 16:00	1171.3	
03/23/2014 17:00	1155.2	
03/23/2014 18:00	1194.3	
03/23/2014 19:00	1174.3	
03/23/2014 20:00	1173.3	
03/23/2014 21:00	1145.1	
03/23/2014 22:00	1222.8	
03/23/2014 23:00	1005.9	836 934.8
03/24/2014 00:00	851.6	
03/24/2014 01:00	1033.7	
03/24/2014 02:00	1254.7	
03/24/2014 03:00	1083.1	
03/24/2014 04:00	823.2	
03/24/2014 05:00	1330	

	Units 1&2 Combined	
Time	(Part 60 Data)	Day Count
03/24/2014 06:00	1185.6	
03/24/2014 07:00	1062	
03/24/2014 08:00	812.1	
03/24/2014 09:00	514.6	
03/24/2014 10:00	562.1	
03/24/2014 11:00	590.7	
03/24/2014 12:00	501.8	
03/24/2014 13:00	506.9	
03/24/2014 14:00	571.4	
03/24/2014 15:00	624.6	
03/24/2014 16:00	622.6	
03/24/2014 17:00	581.3	
03/24/2014 18:00	539.8	
03/24/2014 19:00	543.2	
03/24/2014 20:00	589.1	
03/24/2014 21:00	620.4	
03/24/2014 22:00	626	
03/24/2014 23:00	508.8	837 945.9
03/25/2014 00:00	657.1	
03/25/2014 01:00	704.4	
03/25/2014 02:00	1136.8	
03/25/2014 03:00	1164.2	
03/25/2014 04:00	1137.1	
03/25/2014 05:00	1150.9	
03/25/2014 06:00	1257	
03/25/2014 07:00	1226.3	
03/25/2014 08:00	1200.3	
03/25/2014 09:00	1079.7	
03/25/2014 10:00	1089.6	
03/25/2014 11:00	1177.9	
03/25/2014 12:00	973.5	
03/25/2014 13:00	1043.8	
03/25/2014 14:00	853.3	
03/25/2014 15:00	895.9	
03/25/2014 16:00	898.1	
03/25/2014 17:00	858.9	
03/25/2014 18:00	867.1	
03/25/2014 19:00	1042	
03/25/2014 20:00	1136.1	
03/25/2014 21:00	1054.2	
03/25/2014 22:00	952.3	
03/25/2014 23:00	879.4	838 966.3
03/26/2014 00:00	982	
03/26/2014 01:00	623.1	
03/26/2014 02:00	655.4	

	Units 1&2 Combined	
Time	(Part 60 Data)	Day Count
03/26/2014 03:00	664.9	
03/26/2014 04:00	663	
03/26/2014 05:00	639.8	
03/26/2014 06:00	622.7	
03/26/2014 07:00	610.5	
03/26/2014 08:00	1157	
03/26/2014 09:00	1188.8	
03/26/2014 10:00	1131	
03/26/2014 11:00	958.6	
03/26/2014 12:00	913.7	
03/26/2014 13:00	973.3	
03/26/2014 14:00	843.5	
03/26/2014 15:00	745.1	
03/26/2014 16:00	1001.1	
03/26/2014 17:00	1017.8	
03/26/2014 18:00	1110.4	
03/26/2014 19:00	1171.2	
03/26/2014 20:00	1218.9	
03/26/2014 21:00	1111.5	
03/26/2014 22:00	1105.4	
03/26/2014 23:00	1006.2	839 980.8
03/27/2014 00:00	1050	
03/27/2014 01:00	1293.6	
03/27/2014 02:00	1186.7	
03/27/2014 03:00	1101.2	
03/27/2014 04:00	1080	
03/27/2014 05:00	1021.7	
03/27/2014 06:00	1126.7	
03/27/2014 07:00	1157.5	
03/27/2014 08:00	1204.5	
03/27/2014 09:00	1112.6	
03/27/2014 10:00	1027.5	
03/27/2014 11:00	814.7	
03/27/2014 12:00	1204.5	
03/27/2014 13:00	1132.2	
03/27/2014 14:00	1195.6	
03/27/2014 15:00	1107.8	
03/27/2014 16:00	1104.6	
03/27/2014 17:00	1050.5	
03/27/2014 18:00	949.7	
03/27/2014 19:00	789.5	
03/27/2014 20:00	976.6	
03/27/2014 21:00	810.2	
03/27/2014 22:00	732.5	
03/27/2014 23:00	592.9	840 989.8

Time	Units 1&2 Combined	
	(Part 60 Data)	Day Count
03/28/2014 00:00	649	
03/28/2014 01:00	672.9	
03/28/2014 02:00	446.1	
03/28/2014 03:00	430.1	
03/28/2014 04:00	632.5	
03/28/2014 05:00	766.3	
03/28/2014 06:00	710.8	
03/28/2014 07:00	564.9	
03/28/2014 08:00	563.1	
03/28/2014 09:00	585.5	
03/28/2014 10:00	592.5	
03/28/2014 11:00	631.4	
03/28/2014 12:00	911.6	
03/28/2014 13:00	1309.8	
03/28/2014 14:00	909.4	
03/28/2014 15:00	605.7	
03/28/2014 16:00	539.6	
03/28/2014 17:00	786.9	
03/28/2014 18:00	1042.8	
03/28/2014 19:00	715	
03/28/2014 20:00	577.9	
03/28/2014 21:00	483.7	
03/28/2014 22:00	457.2	
03/28/2014 23:00	361	841 977.8
03/29/2014 00:00	356.8	
03/29/2014 01:00	539.3	
03/29/2014 02:00	427	
03/29/2014 03:00	418.7	
03/29/2014 04:00	412.8	
03/29/2014 05:00	542.6	
03/29/2014 06:00	738.2	
03/29/2014 07:00	706.5	
03/29/2014 08:00	666.7	
03/29/2014 09:00	553.1	
03/29/2014 10:00	478.9	
03/29/2014 11:00	511.6	
03/29/2014 12:00	591.5	
03/29/2014 13:00	622.3	
03/29/2014 14:00	587.5	
03/29/2014 15:00	496.7	
03/29/2014 16:00	579.7	
03/29/2014 17:00	597.7	
03/29/2014 18:00	557.3	
03/29/2014 19:00	553.1	
03/29/2014 20:00	581.2	

	Units 1&2 Combined		
Time	(Part 60 Data)	Day Count	
03/29/2014 21:00	406.1		
03/29/2014 22:00	252		
03/29/2014 23:00	308.4	842	954.5
03/30/2014 00:00	465.9		
03/30/2014 01:00	396.6		
03/30/2014 02:00	381.7		
03/30/2014 03:00	415.5		
03/30/2014 04:00	373.7		
03/30/2014 05:00	505.7		
03/30/2014 06:00	639.8		
03/30/2014 07:00	737		
03/30/2014 08:00	605.4		
03/30/2014 09:00	644.9		
03/30/2014 10:00	581.2		
03/30/2014 11:00	583.1		
03/30/2014 12:00	635.7		
03/30/2014 13:00	676.8		
03/30/2014 14:00	685.2		
03/30/2014 15:00	616.2		
03/30/2014 16:00	619.8		
03/30/2014 17:00	677.7		
03/30/2014 18:00	615.1		
03/30/2014 19:00	686.3		
03/30/2014 20:00	657.6		
03/30/2014 21:00	351.3		
03/30/2014 22:00	201.7		
03/30/2014 23:00	236.4	843	930.3
03/31/2014 00:00	322.8		
03/31/2014 01:00	278		
03/31/2014 02:00	240.5		
03/31/2014 03:00	233		
03/31/2014 04:00	230.1		
03/31/2014 05:00	328.9		
03/31/2014 06:00	587.9		
03/31/2014 07:00	921.8		
03/31/2014 08:00	705.2		
03/31/2014 09:00	538.7		
03/31/2014 10:00	534.8		
03/31/2014 11:00	661.3		
03/31/2014 12:00	767.6		
03/31/2014 13:00	719.8		
03/31/2014 14:00	721.6		
03/31/2014 15:00	605.2		
03/31/2014 16:00	613.1		
03/31/2014 17:00	672.5		

	Units 1&2 Combined	
Time	(Part 60 Data)	Day Count
03/31/2014 18:00	691.1	
03/31/2014 19:00	679.4	
03/31/2014 20:00	613.2	
03/31/2014 21:00	632.1	
03/31/2014 22:00	397.1	
03/31/2014 23:00	223.8	844 922.2
04/01/2014 00:00	341.9	
04/01/2014 01:00	412.2	
04/01/2014 02:00	345.9	
04/01/2014 03:00	608.9	
04/01/2014 04:00	836.2	
04/01/2014 05:00	902.4	
04/01/2014 06:00	637.4	
04/01/2014 07:00	579.9	
04/01/2014 08:00	599.3	
04/01/2014 09:00	679.6	
04/01/2014 10:00	728.1	
04/01/2014 11:00	755.5	
04/01/2014 12:00	685.4	
04/01/2014 13:00	653.7	
04/01/2014 14:00	641.7	
04/01/2014 15:00	624.9	
04/01/2014 16:00	570.2	
04/01/2014 17:00	610.9	
04/01/2014 18:00	682.1	
04/01/2014 19:00	685.7	
04/01/2014 20:00	571.3	
04/01/2014 21:00	533.3	
04/01/2014 22:00	476.2	
04/01/2014 23:00	272.2	845 901.2
04/02/2014 00:00	437	
04/02/2014 01:00	461.1	
04/02/2014 02:00	372.3	
04/02/2014 03:00	383	
04/02/2014 04:00	272.4	
04/02/2014 05:00	322.4	
04/02/2014 06:00	806.6	
04/02/2014 07:00	700.6	
04/02/2014 08:00	472.8	
04/02/2014 09:00	540.8	
04/02/2014 10:00	634.9	
04/02/2014 11:00	652.6	
04/02/2014 12:00	631.1	
04/02/2014 13:00	613.5	
04/02/2014 14:00	604.8	

	Units 1&2 Combined	
Time	(Part 60 Data)	Day Count
04/02/2014 15:00	629.1	
04/02/2014 16:00	631.9	
04/02/2014 17:00	674.9	
04/02/2014 18:00	638.8	
04/02/2014 19:00	596.5	
04/02/2014 20:00	587.5	
04/02/2014 21:00	570.4	
04/02/2014 22:00	470.4	
04/02/2014 23:00	258.1	846 881.8
04/03/2014 00:00	234.4	
04/03/2014 01:00	306.6	
04/03/2014 02:00	161.8	
04/03/2014 03:00	315.6	
04/03/2014 04:00	237.1	
04/03/2014 05:00	506.9	
04/03/2014 06:00	642.2	
04/03/2014 07:00	604	
04/03/2014 08:00	467.6	
04/03/2014 09:00	510.7	
04/03/2014 10:00	608.8	
04/03/2014 11:00	624.2	
04/03/2014 12:00	582.7	
04/03/2014 13:00	606.5	
04/03/2014 14:00	636.6	
04/03/2014 15:00	526	
04/03/2014 16:00	551.2	
04/03/2014 17:00	527.4	
04/03/2014 18:00	540.4	
04/03/2014 19:00	495.5	
04/03/2014 20:00	503.3	
04/03/2014 21:00	531.2	
04/03/2014 22:00	488.2	
04/03/2014 23:00	493.4	847 850.8
04/04/2014 00:00	552.8	
04/04/2014 01:00	494.1	
04/04/2014 02:00	478.9	
04/04/2014 03:00	500.7	
04/04/2014 04:00	538.1	
04/04/2014 05:00	618.7	
04/04/2014 06:00	546.8	
04/04/2014 07:00	475.6	
04/04/2014 08:00	478	
04/04/2014 09:00	500.3	
04/04/2014 10:00	517.1	
04/04/2014 11:00	557.8	

Time	Units 1&2 Combined	
	(Part 60 Data)	Day Count
04/04/2014 12:00	585.1	
04/04/2014 13:00	638.6	
04/04/2014 14:00	623.8	
04/04/2014 15:00	677.2	
04/04/2014 16:00	896.7	
04/04/2014 17:00	960.7	
04/04/2014 18:00	976	
04/04/2014 19:00	1033.7	
04/04/2014 20:00	1063.2	
04/04/2014 21:00	1070.1	
04/04/2014 22:00	988.5	
04/04/2014 23:00	865.5	848 783.9
04/05/2014 00:00	685.6	
04/05/2014 01:00	798.6	
04/05/2014 02:00	876.3	
04/05/2014 03:00	836.2	
04/05/2014 04:00	858.2	
04/05/2014 05:00	901.9	
04/05/2014 06:00	1127	
04/05/2014 07:00	1128.3	
04/05/2014 08:00	955.1	
04/05/2014 09:00	952	
04/05/2014 10:00	1088.7	
04/05/2014 11:00	1068.9	
04/05/2014 12:00	1048.5	
04/05/2014 13:00	960.7	
04/05/2014 14:00	894.9	
04/05/2014 15:00	1097.5	
04/05/2014 16:00	1171.9	
04/05/2014 17:00	1108	
04/05/2014 18:00	1066.6	
04/05/2014 19:00	997.6	
04/05/2014 20:00	1116.5	
04/05/2014 21:00	908.9	
04/05/2014 22:00	702.7	
04/05/2014 23:00	783	849 779.3
04/06/2014 00:00	759	
04/06/2014 01:00	663.6	
04/06/2014 02:00	720.3	
04/06/2014 03:00	680.5	
04/06/2014 04:00	590.9	
04/06/2014 05:00	581.3	
04/06/2014 06:00	764	
04/06/2014 07:00	1110.5	
04/06/2014 08:00	1200.7	

Time	Units 1&2 Combined	
	(Part 60 Data)	Day Count
04/06/2014 09:00	1069.5	
04/06/2014 10:00	926	
04/06/2014 11:00	933.5	
04/06/2014 12:00	1010.9	
04/06/2014 13:00	1024.4	
04/06/2014 14:00	1027	
04/06/2014 15:00	1125.6	
04/06/2014 16:00	1054.1	
04/06/2014 17:00	1063.8	
04/06/2014 18:00	998.7	
04/06/2014 19:00	1061.1	
04/06/2014 20:00	1133.1	
04/06/2014 21:00	815.1	
04/06/2014 22:00	563.2	
04/06/2014 23:00	898	850 775.1
04/07/2014 00:00	693.5	
04/07/2014 01:00	519.2	
04/07/2014 02:00	627	
04/07/2014 03:00	677.5	
04/07/2014 04:00	682.6	
04/07/2014 05:00	850.5	
04/07/2014 06:00	1256.2	
04/07/2014 07:00	2215	
04/07/2014 08:00	1265.2	
04/07/2014 09:00	761.8	
04/07/2014 10:00	601.1	
04/07/2014 11:00	718.8	
04/07/2014 12:00	1036.6	
04/07/2014 13:00	964.7	
04/07/2014 14:00	678.6	
04/07/2014 15:00	572.8	
04/07/2014 16:00	605.9	
04/07/2014 17:00	752.2	
04/07/2014 18:00	929.9	
04/07/2014 19:00	1260.7	
04/07/2014 20:00	1118.8	
04/07/2014 21:00	973.3	
04/07/2014 22:00	779.4	
04/07/2014 23:00	638.7	851 787.8
04/08/2014 00:00	628.9	
04/08/2014 01:00	671.2	
04/08/2014 02:00	720.3	
04/08/2014 03:00	791.8	
04/08/2014 04:00	661	
04/08/2014 05:00	641.2	

Time	Units 1&2 Combined	
	(Part 60 Data)	Day Count
04/08/2014 06:00	661.8	
04/08/2014 07:00	963.3	
04/08/2014 08:00	1258.1	
04/08/2014 09:00	1140.1	
04/08/2014 10:00	1087.2	
04/08/2014 11:00	1098.2	
04/08/2014 12:00	1034.5	
04/08/2014 13:00	921.6	
04/08/2014 14:00	709.9	
04/08/2014 15:00	705.8	
04/08/2014 16:00	811.1	
04/08/2014 17:00	795.3	
04/08/2014 18:00	865.1	
04/08/2014 19:00	857.9	
04/08/2014 20:00	839.6	
04/08/2014 21:00	816.4	
04/08/2014 22:00	895.7	
04/08/2014 23:00	718.2	852 802.5
04/09/2014 00:00	784.2	
04/09/2014 01:00	880.3	
04/09/2014 02:00	773.4	
04/09/2014 03:00	729.2	
04/09/2014 04:00	741	
04/09/2014 05:00	900.1	
04/09/2014 06:00	1158.6	
04/09/2014 07:00	1473.8	
04/09/2014 08:00	1581.5	
04/09/2014 09:00	1595.4	
04/09/2014 10:00	1463	
04/09/2014 11:00	1494.7	
04/09/2014 12:00	1583	
04/09/2014 13:00	1657.8	
04/09/2014 14:00	1498	
04/09/2014 15:00	1266	
04/09/2014 16:00	1885.3	
04/09/2014 17:00	1732.3	
04/09/2014 18:00	1472.9	
04/09/2014 19:00	1547.8	
04/09/2014 20:00	1514.6	
04/09/2014 21:00	1337.9	
04/09/2014 22:00	1212.9	
04/09/2014 23:00	1048.9	853 831.8
04/10/2014 00:00	998.5	
04/10/2014 01:00	968.3	
04/10/2014 02:00	1024.8	

	Units 1&2 Combined	
Time	(Part 60 Data)	Day Count
04/10/2014 03:00	1057.4	
04/10/2014 04:00	1005.6	
04/10/2014 05:00	1218.1	
04/10/2014 06:00	1315	
04/10/2014 07:00	1601.3	
04/10/2014 08:00	1525.9	
04/10/2014 09:00	1449.7	
04/10/2014 10:00	1505.3	
04/10/2014 11:00	1533.1	
04/10/2014 12:00	1584.4	
04/10/2014 13:00	1521.6	
04/10/2014 14:00	1656.7	
04/10/2014 15:00	1540.2	
04/10/2014 16:00	1352	
04/10/2014 17:00	1351.8	
04/10/2014 18:00	1415.3	
04/10/2014 19:00	1672.4	
04/10/2014 20:00	1693.9	
04/10/2014 21:00	1528.4	
04/10/2014 22:00	1365.3	
04/10/2014 23:00	1430.2	854 867.6
04/11/2014 00:00	1326.2	
04/11/2014 01:00	311.6	
04/11/2014 02:00	305.2	
04/11/2014 03:00	304.1	
04/11/2014 04:00	295.4	
04/11/2014 05:00	457.1	
04/11/2014 06:00	702.3	
04/11/2014 07:00	1788.3	
04/11/2014 08:00	1627.8	
04/11/2014 09:00	1533.7	
04/11/2014 10:00	1387.7	
04/11/2014 11:00	1709.7	
04/11/2014 12:00	1779.3	
04/11/2014 13:00	1229.7	
04/11/2014 14:00	1362.9	
04/11/2014 15:00	1389.6	
04/11/2014 16:00	1299.2	
04/11/2014 17:00	1280.7	
04/11/2014 18:00	1243.7	
04/11/2014 19:00	1195.5	
04/11/2014 20:00	1167.1	
04/11/2014 21:00	1156.7	
04/11/2014 22:00	1103.7	
04/11/2014 23:00	889.7	855 889.2

Time	Units 1&2 Combined	
	(Part 60 Data)	Day Count
04/12/2014 00:00	970.7	
04/12/2014 01:00	665.7	
04/12/2014 02:00	584.3	
04/12/2014 03:00	568.1	
04/12/2014 04:00	641.3	
04/12/2014 05:00	631.7	
04/12/2014 06:00	675	
04/12/2014 07:00	829.8	
04/12/2014 08:00	1107.5	
04/12/2014 09:00	971.1	
04/12/2014 10:00	981	
04/12/2014 11:00	1032.5	
04/12/2014 12:00	1213.4	
04/12/2014 13:00	1300.5	
04/12/2014 14:00	1246.9	
04/12/2014 15:00	1143.2	
04/12/2014 16:00	969.5	
04/12/2014 17:00	629.2	
04/12/2014 18:00	658	
04/12/2014 19:00	610.3	
04/12/2014 20:00	570.2	
04/12/2014 21:00	517.2	
04/12/2014 22:00	507.9	
04/12/2014 23:00	310.3	856 881.1
04/13/2014 00:00	305.3	
04/13/2014 01:00	692.2	
04/13/2014 02:00	604.7	
04/13/2014 03:00	606.3	
04/13/2014 04:00	617.1	
04/13/2014 05:00	812.8	
04/13/2014 06:00	1012.5	
04/13/2014 07:00	1000.1	
04/13/2014 08:00	1194.2	
04/13/2014 09:00	1132.4	
04/13/2014 10:00	1108.7	
04/13/2014 11:00	1367.1	
04/13/2014 12:00	1322.7	
04/13/2014 13:00	1201.6	
04/13/2014 14:00	1127.3	
04/13/2014 15:00	1233.2	
04/13/2014 16:00	1353.6	
04/13/2014 17:00	1305.9	
04/13/2014 18:00	1166	
04/13/2014 19:00	1307.6	
04/13/2014 20:00	1238.5	

Time	Units 1&2 Combined	
	(Part 60 Data)	Day Count
04/13/2014 21:00	1112.6	
04/13/2014 22:00	1643.6	
04/13/2014 23:00	1520.8	857
04/14/2014 00:00	1019.2	875.9
04/14/2014 01:00	381.8	
04/14/2014 02:00	358.7	
04/14/2014 03:00	363.1	
04/14/2014 04:00	368.5	
04/14/2014 05:00	531.2	
04/14/2014 06:00	706.6	
04/14/2014 07:00	620	
04/14/2014 08:00	530.4	
04/14/2014 09:00	535.4	
04/14/2014 10:00	598.6	
04/14/2014 11:00	673.7	
04/14/2014 12:00	759.5	
04/14/2014 13:00	828.9	
04/14/2014 14:00	782.4	
04/14/2014 15:00	761.2	
04/14/2014 16:00	638.4	
04/14/2014 17:00	504.5	
04/14/2014 18:00	1235.1	
04/14/2014 19:00	1302.6	
04/14/2014 20:00	1412.5	
04/14/2014 21:00	1148.4	
04/14/2014 22:00	1317.9	
04/14/2014 23:00	1458.3	858
04/15/2014 00:00	1836.1	878.7
04/15/2014 01:00	180.1	
04/15/2014 02:00	186.7	
04/15/2014 03:00	199.2	
04/15/2014 04:00	196.3	
04/15/2014 05:00	380.1	
04/15/2014 06:00	670.5	
04/15/2014 07:00	647.7	
04/15/2014 08:00	1245.9	
04/15/2014 09:00	1307.4	
04/15/2014 10:00	1372.6	
04/15/2014 11:00	1312.7	
04/15/2014 12:00	1325.9	
04/15/2014 13:00	1343.9	
04/15/2014 14:00	1360.5	
04/15/2014 15:00	1303.1	
04/15/2014 16:00	1337.1	
04/15/2014 17:00	1363.3	

	Units 1&2 Combined	
Time	(Part 60 Data)	Day Count
04/15/2014 18:00	1329.6	
04/15/2014 19:00	1370.3	
04/15/2014 20:00	1316.8	
04/15/2014 21:00	1286	
04/15/2014 22:00	1331.9	
04/15/2014 23:00	1036.9	859 892.4
04/16/2014 00:00	841.1	
04/16/2014 01:00	991.5	
04/16/2014 02:00	886	
04/16/2014 03:00	946.8	
04/16/2014 04:00	872.6	
04/16/2014 05:00	1063.6	
04/16/2014 06:00	1693.5	
04/16/2014 07:00	1363	
04/16/2014 08:00	1229.9	
04/16/2014 09:00	1300.3	
04/16/2014 10:00	1497.1	
04/16/2014 11:00	1386.2	
04/16/2014 12:00	1313	
04/16/2014 13:00	1281.5	
04/16/2014 14:00	1414.5	
04/16/2014 15:00	1379.9	
04/16/2014 16:00	1269.9	
04/16/2014 17:00	1376.8	
04/16/2014 18:00	1343.7	
04/16/2014 19:00	1306.4	
04/16/2014 20:00	1169.4	
04/16/2014 21:00	1232	
04/16/2014 22:00	1360.4	
04/16/2014 23:00	1067.8	860 899.7
04/17/2014 00:00	889.4	
04/17/2014 01:00	891.5	
04/17/2014 02:00	909.6	
04/17/2014 03:00	896.1	
04/17/2014 04:00	839.7	
04/17/2014 05:00	988.3	
04/17/2014 06:00	1381.7	
04/17/2014 07:00	1440.7	
04/17/2014 08:00	1371.5	
04/17/2014 09:00	1246	
04/17/2014 10:00	1145.1	
04/17/2014 11:00	1734.1	
04/17/2014 12:00	1377.6	
04/17/2014 13:00	1114.7	
04/17/2014 14:00	1230.4	

Time	Units 1&2 Combined	
	(Part 60 Data)	Day Count
04/17/2014 15:00	1459	
04/17/2014 16:00	1441.2	
04/17/2014 17:00	1371.4	
04/17/2014 18:00	1385.1	
04/17/2014 19:00	1384	
04/17/2014 20:00	1356.8	
04/17/2014 21:00	1328.8	
04/17/2014 22:00	1169.8	
04/17/2014 23:00	1056	861 902.9
04/18/2014 00:00	950.2	
04/18/2014 01:00	747	
04/18/2014 02:00	679	
04/18/2014 03:00	618.8	
04/18/2014 04:00	663	
04/18/2014 05:00	654	
04/18/2014 06:00	863.8	
04/18/2014 07:00	838.3	
04/18/2014 08:00	446.2	
04/18/2014 09:00	866.7	
04/18/2014 10:00	851.5	
04/18/2014 11:00	592.4	
04/18/2014 12:00	599	
04/18/2014 13:00	621	
04/18/2014 14:00	659.4	
04/18/2014 15:00	573.6	
04/18/2014 16:00	799	
04/18/2014 17:00	514.2	
04/18/2014 18:00	495.7	
04/18/2014 19:00	542.6	
04/18/2014 20:00	598.9	
04/18/2014 21:00	812.6	
04/18/2014 22:00	981.1	
04/18/2014 23:00	1249.5	862 897.9
04/19/2014 00:00	1098.7	
04/19/2014 01:00	0	
04/19/2014 02:00	0	
04/19/2014 03:00	0	
04/19/2014 04:00	0	
04/19/2014 05:00	0	
04/19/2014 06:00	0	
04/19/2014 07:00	0	
04/19/2014 08:00	0	
04/19/2014 09:00	0	
04/19/2014 10:00	395.9	
04/19/2014 11:00	359.6	

	Units 1&2 Combined		
Time	(Part 60 Data)	Day Count	
04/19/2014 12:00	313.7		
04/19/2014 13:00	341.9		
04/19/2014 14:00	385.5		
04/19/2014 15:00	450.8		
04/19/2014 16:00	457.8		
04/19/2014 17:00	423.5		
04/19/2014 18:00	409.7		
04/19/2014 19:00	373.4		
04/19/2014 20:00	444.8		
04/19/2014 21:00	527		
04/19/2014 22:00	471.8		
04/19/2014 23:00	539.8	863	880.7
04/20/2014 00:00	696.9		
04/20/2014 01:00	617.3		
04/20/2014 02:00	639		
04/20/2014 03:00	725.3		
04/20/2014 04:00	807.2		
04/20/2014 05:00	726.6		
04/20/2014 06:00	782.2		
04/20/2014 07:00	984.7		
04/20/2014 08:00	772.2		
04/20/2014 09:00	648.6		
04/20/2014 10:00	460.6		
04/20/2014 11:00	483.8		
04/20/2014 12:00	580.4		
04/20/2014 13:00	567.3		
04/20/2014 14:00	425.3		
04/20/2014 15:00	481.6		
04/20/2014 16:00	638.5		
04/20/2014 17:00	571.6		
04/20/2014 18:00	521.3		
04/20/2014 19:00	560.9		
04/20/2014 20:00	946.1		
04/20/2014 21:00	696.4		
04/20/2014 22:00	389.5		
04/20/2014 23:00	269.9	864	866.6
04/21/2014 00:00	387.9		
04/21/2014 01:00	589		
04/21/2014 02:00	449.9		
04/21/2014 03:00	603.2		
04/21/2014 04:00	775.7		
04/21/2014 05:00	599		
04/21/2014 06:00	535.7		
04/21/2014 07:00	547.8		
04/21/2014 08:00	575		

Time	Units 1&2 Combined	
	(Part 60 Data)	Day Count
04/21/2014 09:00	597.3	
04/21/2014 10:00	588.8	
04/21/2014 11:00	608.2	
04/21/2014 12:00	666	
04/21/2014 13:00	929.7	
04/21/2014 14:00	847.3	
04/21/2014 15:00	725.2	
04/21/2014 16:00	727.5	
04/21/2014 17:00	784.3	
04/21/2014 18:00	744.4	
04/21/2014 19:00	739.6	
04/21/2014 20:00	736.6	
04/21/2014 21:00	683.4	
04/21/2014 22:00	654.6	
04/21/2014 23:00	546.7	865
04/22/2014 00:00	557.3	853.5
04/22/2014 01:00	492	
04/22/2014 02:00	483	
04/22/2014 03:00	551.9	
04/22/2014 04:00	510.1	
04/22/2014 05:00	628.1	
04/22/2014 06:00	685.9	
04/22/2014 07:00	827.5	
04/22/2014 08:00	687.9	
04/22/2014 09:00	649.9	
04/22/2014 10:00	778.5	
04/22/2014 11:00	794.6	
04/22/2014 12:00	690.7	
04/22/2014 13:00	622.9	
04/22/2014 14:00	604.1	
04/22/2014 15:00	574.7	
04/22/2014 16:00	489	
04/22/2014 17:00	642.8	
04/22/2014 18:00	707.2	
04/22/2014 19:00	645.9	
04/22/2014 20:00	668.3	
04/22/2014 21:00	674.7	
04/22/2014 22:00	676.2	
04/22/2014 23:00	896.5	866
04/23/2014 00:00	1041	838.3
04/23/2014 01:00	0	
04/23/2014 02:00	0	
04/23/2014 03:00	0	
04/23/2014 04:00	0	
04/23/2014 05:00	0	

	Units 1&2 Combined	
Time	(Part 60 Data)	Day Count
04/23/2014 06:00	705.9	
04/23/2014 07:00	675.3	
04/23/2014 08:00	710.3	
04/23/2014 09:00	773.3	
04/23/2014 10:00	757.1	
04/23/2014 11:00	738.4	
04/23/2014 12:00	744.8	
04/23/2014 13:00	743.6	
04/23/2014 14:00	787.4	
04/23/2014 15:00	725	
04/23/2014 16:00	748.1	
04/23/2014 17:00	768.9	
04/23/2014 18:00	723.2	
04/23/2014 19:00	735.1	
04/23/2014 20:00	732.1	
04/23/2014 21:00	716.6	
04/23/2014 22:00	740.3	
04/23/2014 23:00	631.9	867 839.0
04/24/2014 00:00	685.9	
04/24/2014 01:00	606.1	
04/24/2014 02:00	643.7	
04/24/2014 03:00	718.6	
04/24/2014 04:00	720.2	
04/24/2014 05:00	641	
04/24/2014 06:00	692.8	
04/24/2014 07:00	791.6	
04/24/2014 08:00	1003.8	
04/24/2014 09:00	953	
04/24/2014 10:00	814.8	
04/24/2014 11:00	778.4	
04/24/2014 12:00	887.6	
04/24/2014 13:00	704.1	
04/24/2014 14:00	676.5	
04/24/2014 15:00	708.5	
04/24/2014 16:00	722.2	
04/24/2014 17:00	681.9	
04/24/2014 18:00	702.6	
04/24/2014 19:00	691.5	
04/24/2014 20:00	678	
04/24/2014 21:00	663.6	
04/24/2014 22:00	685.5	
04/24/2014 23:00	616.5	868 829.1
04/25/2014 00:00	742.6	
04/25/2014 01:00	676.5	
04/25/2014 02:00	713.4	

	Units 1&2 Combined	
Time	(Part 60 Data)	Day Count
04/25/2014 03:00	975	
04/25/2014 04:00	999	
04/25/2014 05:00	1006.9	
04/25/2014 06:00	968.4	
04/25/2014 07:00	1054.3	
04/25/2014 08:00	737.4	
04/25/2014 09:00	1205.9	
04/25/2014 10:00	1070.9	
04/25/2014 11:00	1102.5	
04/25/2014 12:00	1193.7	
04/25/2014 13:00	1235	
04/25/2014 14:00	1172.6	
04/25/2014 15:00	1181.9	
04/25/2014 16:00	1209.7	
04/25/2014 17:00	1107.4	
04/25/2014 18:00	1201.3	
04/25/2014 19:00	1247.9	
04/25/2014 20:00	1450.5	
04/25/2014 21:00	1125.6	
04/25/2014 22:00	851.8	
04/25/2014 23:00	598.8	869 832.9
04/26/2014 00:00	751.1	
04/26/2014 01:00	881.2	
04/26/2014 02:00	814.6	
04/26/2014 03:00	1001	
04/26/2014 04:00	1048.2	
04/26/2014 05:00	1140.5	
04/26/2014 06:00	1151.7	
04/26/2014 07:00	1405.4	
04/26/2014 08:00	1212.4	
04/26/2014 09:00	1234.8	
04/26/2014 10:00	1171.1	
04/26/2014 11:00	1164.5	
04/26/2014 12:00	1361.9	
04/26/2014 13:00	1329.8	
04/26/2014 14:00	1300.8	
04/26/2014 15:00	1156.7	
04/26/2014 16:00	878.6	
04/26/2014 17:00	747.3	
04/26/2014 18:00	597.1	
04/26/2014 19:00	639.3	
04/26/2014 20:00	596.4	
04/26/2014 21:00	635.4	
04/26/2014 22:00	528.3	
04/26/2014 23:00	475	870 830.7

Time	Units 1&2 Combined	
	(Part 60 Data)	Day Count
04/27/2014 00:00	513.7	
04/27/2014 01:00	460.6	
04/27/2014 02:00	424	
04/27/2014 03:00	444.4	
04/27/2014 04:00	474.2	
04/27/2014 05:00	466.3	
04/27/2014 06:00	477	
04/27/2014 07:00	550.9	
04/27/2014 08:00	689.3	
04/27/2014 09:00	537.2	
04/27/2014 10:00	735.3	
04/27/2014 11:00	678.8	
04/27/2014 12:00	706.8	
04/27/2014 13:00	745.8	
04/27/2014 14:00	681.7	
04/27/2014 15:00	690	
04/27/2014 16:00	710.2	
04/27/2014 17:00	682.8	
04/27/2014 18:00	700.1	
04/27/2014 19:00	715.7	
04/27/2014 20:00	719.4	
04/27/2014 21:00	733	
04/27/2014 22:00	477.2	
04/27/2014 23:00	497.6	871 828.6
04/28/2014 00:00	0	
04/28/2014 01:00	0	
04/28/2014 02:00	0	
04/28/2014 03:00	0	
04/28/2014 04:00	0	
04/28/2014 05:00	0	
04/28/2014 06:00	0	
04/28/2014 07:00	0	
04/28/2014 08:00	0	
04/28/2014 09:00	709	
04/28/2014 10:00	733.3	
04/28/2014 11:00	762.7	
04/28/2014 12:00	779.9	
04/28/2014 13:00	746.9	
04/28/2014 14:00	753.6	
04/28/2014 15:00	758.2	
04/28/2014 16:00	731.8	
04/28/2014 17:00	717.7	
04/28/2014 18:00	749.2	
04/28/2014 19:00	723.3	
04/28/2014 20:00	724.2	

Time	Units 1&2 Combined	
	(Part 60 Data)	Day Count
04/28/2014 21:00	726.1	
04/28/2014 22:00	661.6	
04/28/2014 23:00	561.3	872
04/29/2014 00:00	620.7	837.0
04/29/2014 01:00	492.1	
04/29/2014 02:00	535.4	
04/29/2014 03:00	533.3	
04/29/2014 04:00	571.4	
04/29/2014 05:00	700	
04/29/2014 06:00	723.1	
04/29/2014 07:00	621.6	
04/29/2014 08:00	560.1	
04/29/2014 09:00	596	
04/29/2014 10:00	624.6	
04/29/2014 11:00	666.5	
04/29/2014 12:00	692.1	
04/29/2014 13:00	676	
04/29/2014 14:00	709.5	
04/29/2014 15:00	738.4	
04/29/2014 16:00	737.6	
04/29/2014 17:00	705.9	
04/29/2014 18:00	713.7	
04/29/2014 19:00	731.9	
04/29/2014 20:00	750.9	
04/29/2014 21:00	758.8	
04/29/2014 22:00	712.2	
04/29/2014 23:00	593.4	873
04/30/2014 00:00	505.3	841.0
04/30/2014 01:00	635.2	
04/30/2014 02:00	495.8	
04/30/2014 03:00	522.2	
04/30/2014 04:00	532.5	
04/30/2014 05:00	668.4	
04/30/2014 06:00	821.3	
04/30/2014 07:00	675.4	
04/30/2014 08:00	607.1	
04/30/2014 09:00	604.9	
04/30/2014 10:00	819.3	
04/30/2014 11:00	697.7	
04/30/2014 12:00	657.3	
04/30/2014 13:00	699.8	
04/30/2014 14:00	684.7	
04/30/2014 15:00	787.4	
04/30/2014 16:00	716.9	
04/30/2014 17:00	710.4	

Time	Units 1&2 Combined	
	(Part 60 Data)	Day Count
04/30/2014 18:00	767.4	
04/30/2014 19:00	850.7	
04/30/2014 20:00	837.4	
04/30/2014 21:00	889.6	
04/30/2014 22:00	690.2	
04/30/2014 23:00	683.8	874
05/01/2014 00:00	778.3	846.2
05/01/2014 01:00	727.8	
05/01/2014 02:00	883.1	
05/01/2014 03:00	1324.4	
05/01/2014 04:00	1181.5	
05/01/2014 05:00	1342.7	
05/01/2014 06:00	1240.9	
05/01/2014 07:00	1329.7	
05/01/2014 08:00	1177.1	
05/01/2014 09:00	1272	
05/01/2014 10:00	1107.2	
05/01/2014 11:00	1133.9	
05/01/2014 12:00	1287.6	
05/01/2014 13:00	1517.2	
05/01/2014 14:00	1314.3	
05/01/2014 15:00	1334.8	
05/01/2014 16:00	1347.2	
05/01/2014 17:00	1300.9	
05/01/2014 18:00	1338.5	
05/01/2014 19:00	1425	
05/01/2014 20:00	1373.8	
05/01/2014 21:00	1150.4	
05/01/2014 22:00	1031.9	
05/01/2014 23:00	1084.4	875
05/02/2014 00:00	1011.6	867.1
05/02/2014 01:00	953.2	
05/02/2014 02:00	943.7	
05/02/2014 03:00	1012.4	
05/02/2014 04:00	1023.2	
05/02/2014 05:00	1261	
05/02/2014 06:00	1435.4	
05/02/2014 07:00	1388.8	
05/02/2014 08:00	1335	
05/02/2014 09:00	1397.5	
05/02/2014 10:00	1317.3	
05/02/2014 11:00	1368.7	
05/02/2014 12:00	1420.6	
05/02/2014 13:00	1285	
05/02/2014 14:00	1282.5	

Time	Units 1&2 Combined	
	(Part 60 Data)	Day Count
05/02/2014 15:00	1816.7	
05/02/2014 16:00	1422.1	
05/02/2014 17:00	1378.9	
05/02/2014 18:00	1505.7	
05/02/2014 19:00	1424.1	
05/02/2014 20:00	1494.8	
05/02/2014 21:00	1506.1	
05/02/2014 22:00	1484.6	
05/02/2014 23:00	1017.6	876
05/03/2014 00:00	1128.3	893.7
05/03/2014 01:00	1194.8	
05/03/2014 02:00	999.7	
05/03/2014 03:00	1114	
05/03/2014 04:00	1065.1	
05/03/2014 05:00	1106.4	
05/03/2014 06:00	1128.8	
05/03/2014 07:00	1410.4	
05/03/2014 08:00	1543.2	
05/03/2014 09:00	1284.2	
05/03/2014 10:00	1362	
05/03/2014 11:00	1375.2	
05/03/2014 12:00	1322.3	
05/03/2014 13:00	1268.7	
05/03/2014 14:00	1254.7	
05/03/2014 15:00	1281.4	
05/03/2014 16:00	1385.9	
05/03/2014 17:00	1691.1	
05/03/2014 18:00	1369.9	
05/03/2014 19:00	1392.1	
05/03/2014 20:00	1488.3	
05/03/2014 21:00	1227.2	
05/03/2014 22:00	1001.1	
05/03/2014 23:00	959.9	877
05/04/2014 00:00	935	920.4
05/04/2014 01:00	954.9	
05/04/2014 02:00	935.2	
05/04/2014 03:00	1052.7	
05/04/2014 04:00	870	
05/04/2014 05:00	1010	
05/04/2014 06:00	1042.8	
05/04/2014 07:00	1233.9	
05/04/2014 08:00	1284.4	
05/04/2014 09:00	1381	
05/04/2014 10:00	1480.2	
05/04/2014 11:00	1406.8	

Time	Units 1&2 Combined	
	(Part 60 Data)	Day Count
05/04/2014 12:00	1346.6	
05/04/2014 13:00	1354.9	
05/04/2014 14:00	1431.7	
05/04/2014 15:00	1334.5	
05/04/2014 16:00	1368.5	
05/04/2014 17:00	1319.2	
05/04/2014 18:00	1370.6	
05/04/2014 19:00	1152.3	
05/04/2014 20:00	1040.6	
05/04/2014 21:00	1374.1	
05/04/2014 22:00	1049	
05/04/2014 23:00	1162.7	878 938.0
05/05/2014 00:00	377.5	
05/05/2014 01:00	130.9	
05/05/2014 02:00	102.8	
05/05/2014 03:00	158.5	
05/05/2014 04:00	218	
05/05/2014 05:00	310.6	
05/05/2014 06:00	1179.7	
05/05/2014 07:00	1051	
05/05/2014 08:00	1262.6	
05/05/2014 09:00	1257.7	
05/05/2014 10:00	1163.3	
05/05/2014 11:00	1198.3	
05/05/2014 12:00	1373.7	
05/05/2014 13:00	1264	
05/05/2014 14:00	1257.4	
05/05/2014 15:00	1292.4	
05/05/2014 16:00	1324.2	
05/05/2014 17:00	1271.9	
05/05/2014 18:00	1317.1	
05/05/2014 19:00	1318.3	
05/05/2014 20:00	1345	
05/05/2014 21:00	1346.3	
05/05/2014 22:00	1055.3	
05/05/2014 23:00	920.9	879 938.5
05/06/2014 00:00	1019.3	
05/06/2014 01:00	990.7	
05/06/2014 02:00	950	
05/06/2014 03:00	1107.6	
05/06/2014 04:00	1163.3	
05/06/2014 05:00	1057.8	
05/06/2014 06:00	1178	
05/06/2014 07:00	1406.5	
05/06/2014 08:00	1380.1	

Time	Units 1&2 Combined	
	(Part 60 Data)	Day Count
05/06/2014 09:00	1221.4	
05/06/2014 10:00	1157.2	
05/06/2014 11:00	978.9	
05/06/2014 12:00	1002.5	
05/06/2014 13:00	1102.6	
05/06/2014 14:00	1220.3	
05/06/2014 15:00	1378.5	
05/06/2014 16:00	1334	
05/06/2014 17:00	1282.2	
05/06/2014 18:00	1249.2	
05/06/2014 19:00	1329.7	
05/06/2014 20:00	1254.7	
05/06/2014 21:00	845	
05/06/2014 22:00	922.9	
05/06/2014 23:00	949.2	880 946.7
05/07/2014 00:00	888.1	
05/07/2014 01:00	793.3	
05/07/2014 02:00	867.1	
05/07/2014 03:00	920	
05/07/2014 04:00	907.4	
05/07/2014 05:00	1057.6	
05/07/2014 06:00	1428.6	
05/07/2014 07:00	1194	
05/07/2014 08:00	1102.3	
05/07/2014 09:00	1126.8	
05/07/2014 10:00	2189.8	
05/07/2014 11:00	1150.7	
05/07/2014 12:00	847.3	
05/07/2014 13:00	741.6	
05/07/2014 14:00	709.9	
05/07/2014 15:00	956.1	
05/07/2014 16:00	1282.6	
05/07/2014 17:00	1238.5	
05/07/2014 18:00	1244.7	
05/07/2014 19:00	1255.5	
05/07/2014 20:00	1250.8	
05/07/2014 21:00	1208.7	
05/07/2014 22:00	899.5	
05/07/2014 23:00	852.7	881 953.8
05/08/2014 00:00	204.5	
05/08/2014 01:00	713.7	
05/08/2014 02:00	850.2	
05/08/2014 03:00	836.7	
05/08/2014 04:00	918.8	
05/08/2014 05:00	1160.8	

Time	Units 1&2 Combined	
	(Part 60 Data)	Day Count
05/08/2014 06:00	1261.1	
05/08/2014 07:00	1338.2	
05/08/2014 08:00	1443.9	
05/08/2014 09:00	1246.1	
05/08/2014 10:00	1191.4	
05/08/2014 11:00	1190.6	
05/08/2014 12:00	1295.2	
05/08/2014 13:00	1377.2	
05/08/2014 14:00	1344.9	
05/08/2014 15:00	1296.8	
05/08/2014 16:00	1216.5	
05/08/2014 17:00	1100.4	
05/08/2014 18:00	1218.2	
05/08/2014 19:00	1430.8	
05/08/2014 20:00	1288.6	
05/08/2014 21:00	1227.9	
05/08/2014 22:00	1283.9	
05/08/2014 23:00	1014.7	882 964.1
05/09/2014 00:00	509.1	
05/09/2014 01:00	629.5	
05/09/2014 02:00	818.2	
05/09/2014 03:00	943.1	
05/09/2014 04:00	861.7	
05/09/2014 05:00	1091.5	
05/09/2014 06:00	1212.6	
05/09/2014 07:00	1519.2	
05/09/2014 08:00	1173	
05/09/2014 09:00	1188.4	
05/09/2014 10:00	1186.9	
05/09/2014 11:00	1201.1	
05/09/2014 12:00	1307.7	
05/09/2014 13:00	1318.1	
05/09/2014 14:00	1265.7	
05/09/2014 15:00	1261.6	
05/09/2014 16:00	1246.7	
05/09/2014 17:00	1146.1	
05/09/2014 18:00	1224.6	
05/09/2014 19:00	1422.4	
05/09/2014 20:00	1155.6	
05/09/2014 21:00	633.1	
05/09/2014 22:00	652.9	
05/09/2014 23:00	694.4	883 955.9
05/10/2014 00:00	436.8	
05/10/2014 01:00	401.3	
05/10/2014 02:00	392	

Time	Units 1&2 Combined	
	(Part 60 Data)	Day Count
05/10/2014 03:00	414.8	
05/10/2014 04:00	410.8	
05/10/2014 05:00	409.4	
05/10/2014 06:00	422.6	
05/10/2014 07:00	423.9	
05/10/2014 08:00	459.1	
05/10/2014 09:00	536.4	
05/10/2014 10:00	482.9	
05/10/2014 11:00	516.9	
05/10/2014 12:00	485.1	
05/10/2014 13:00	467.2	
05/10/2014 14:00	532	
05/10/2014 15:00	453	
05/10/2014 16:00	524.6	
05/10/2014 17:00	423.3	
05/10/2014 18:00	492.8	
05/10/2014 19:00	632.1	
05/10/2014 20:00	476.6	
05/10/2014 21:00	469.6	
05/10/2014 22:00	439.8	
05/10/2014 23:00	377.9	884 924.0
05/11/2014 00:00	326.3	
05/11/2014 01:00	348.2	
05/11/2014 02:00	310.4	
05/11/2014 03:00	320	
05/11/2014 04:00	314.1	
05/11/2014 05:00	317	
05/11/2014 06:00	380.7	
05/11/2014 07:00	403.8	
05/11/2014 08:00	478.9	
05/11/2014 09:00	218.7	
05/11/2014 10:00	439.2	
05/11/2014 11:00	437.9	
05/11/2014 12:00	478.9	
05/11/2014 13:00	490.6	
05/11/2014 14:00	587.8	
05/11/2014 15:00	535.7	
05/11/2014 16:00	488.9	
05/11/2014 17:00	565.9	
05/11/2014 18:00	580.1	
05/11/2014 19:00	417.5	
05/11/2014 20:00	663.6	
05/11/2014 21:00	485.3	
05/11/2014 22:00	401.2	
05/11/2014 23:00	472.5	885 900.5

Time	Units 1&2 Combined	
	(Part 60 Data)	Day Count
05/12/2014 00:00	302.4	
05/12/2014 01:00	0	
05/12/2014 02:00	0	
05/12/2014 03:00	0	
05/12/2014 04:00	0	
05/12/2014 05:00	0	
05/12/2014 06:00	0	
05/12/2014 07:00	0	
05/12/2014 08:00	0	
05/12/2014 09:00	572	
05/12/2014 10:00	560.4	
05/12/2014 11:00	505	
05/12/2014 12:00	611.8	
05/12/2014 13:00	571.6	
05/12/2014 14:00	562.9	
05/12/2014 15:00	587.1	
05/12/2014 16:00	591.5	
05/12/2014 17:00	554.4	
05/12/2014 18:00	538.6	
05/12/2014 19:00	540.4	
05/12/2014 20:00	557.7	
05/12/2014 21:00	528.8	
05/12/2014 22:00	551.8	
05/12/2014 23:00	360.7	886
05/13/2014 00:00	753.8	895.3
05/13/2014 01:00	0	
05/13/2014 02:00	0	
05/13/2014 03:00	0	
05/13/2014 04:00	0	
05/13/2014 05:00	0	
05/13/2014 06:00	0	
05/13/2014 07:00	0	
05/13/2014 08:00	0	
05/13/2014 09:00	497.6	
05/13/2014 10:00	569.4	
05/13/2014 11:00	518.5	
05/13/2014 12:00	594.9	
05/13/2014 13:00	598.6	
05/13/2014 14:00	589.8	
05/13/2014 15:00	571.8	
05/13/2014 16:00	661.1	
05/13/2014 17:00	584	
05/13/2014 18:00	650.7	
05/13/2014 19:00	597.1	
05/13/2014 20:00	560.5	

Time	Units 1&2 Combined	
	(Part 60 Data)	Day Count
05/13/2014 21:00	599.6	
05/13/2014 22:00	595.2	
05/13/2014 23:00	443	887
05/14/2014 00:00	499.3	881.4
05/14/2014 01:00	359.1	
05/14/2014 02:00	445.5	
05/14/2014 03:00	456.7	
05/14/2014 04:00	472.5	
05/14/2014 05:00	469.1	
05/14/2014 06:00	451.9	
05/14/2014 07:00	529.4	
05/14/2014 08:00	556.3	
05/14/2014 09:00	635.5	
05/14/2014 10:00	568.2	
05/14/2014 11:00	556	
05/14/2014 12:00	615.8	
05/14/2014 13:00	649.2	
05/14/2014 14:00	604.3	
05/14/2014 15:00	600.2	
05/14/2014 16:00	634.7	
05/14/2014 17:00	603.7	
05/14/2014 18:00	587.4	
05/14/2014 19:00	608.9	
05/14/2014 20:00	601.9	
05/14/2014 21:00	509.9	
05/14/2014 22:00	331.1	
05/14/2014 23:00	434.5	888
05/15/2014 00:00	361.5	872.5
05/15/2014 01:00	253.2	
05/15/2014 02:00	70	
05/15/2014 03:00	88.8	
05/15/2014 04:00	244.2	
05/15/2014 05:00	532.7	
05/15/2014 06:00	571.7	
05/15/2014 07:00	605.4	
05/15/2014 08:00	461.5	
05/15/2014 09:00	562.9	
05/15/2014 10:00	636.4	
05/15/2014 11:00	541.8	
05/15/2014 12:00	568.9	
05/15/2014 13:00	554.3	
05/15/2014 14:00	568.1	
05/15/2014 15:00	551.3	
05/15/2014 16:00	583.8	
05/15/2014 17:00	535.3	

	Units 1&2 Combined	
Time	(Part 60 Data)	Day Count
05/15/2014 18:00	506.2	
05/15/2014 19:00	594.1	
05/15/2014 20:00	474.4	
05/15/2014 21:00	487.7	
05/15/2014 22:00	550.8	
05/15/2014 23:00	284.7	889
05/16/2014 00:00	348.2	851.9
05/16/2014 01:00	215.8	
05/16/2014 02:00	264.8	
05/16/2014 03:00	304.5	
05/16/2014 04:00	297.7	
05/16/2014 05:00	310.3	
05/16/2014 06:00	596.8	
05/16/2014 07:00	623.7	
05/16/2014 08:00	444.8	
05/16/2014 09:00	637.7	
05/16/2014 10:00	583.3	
05/16/2014 11:00	503.7	
05/16/2014 12:00	584.5	
05/16/2014 13:00	574.9	
05/16/2014 14:00	644.3	
05/16/2014 15:00	547.2	
05/16/2014 16:00	615.8	
05/16/2014 17:00	637	
05/16/2014 18:00	577.3	
05/16/2014 19:00	633.1	
05/16/2014 20:00	623.1	
05/16/2014 21:00	588.3	
05/16/2014 22:00	459.8	
05/16/2014 23:00	551.8	890
05/17/2014 00:00	525.6	826.3
05/17/2014 01:00	479.6	
05/17/2014 02:00	425.1	
05/17/2014 03:00	669.2	
05/17/2014 04:00	495.4	
05/17/2014 05:00	139.8	
05/17/2014 06:00	490.7	
05/17/2014 07:00	842.5	
05/17/2014 08:00	1312.8	
05/17/2014 09:00	1172	
05/17/2014 10:00	1023.5	
05/17/2014 11:00	809.5	
05/17/2014 12:00	694.6	
05/17/2014 13:00	818.9	
05/17/2014 14:00	773.3	

Time	Units 1&2 Combined	
	(Part 60 Data)	Day Count
05/17/2014 15:00	721	
05/17/2014 16:00	784.2	
05/17/2014 17:00	734.3	
05/17/2014 18:00	713.8	
05/17/2014 19:00	909.9	
05/17/2014 20:00	800.6	
05/17/2014 21:00	684.4	
05/17/2014 22:00	647.6	
05/17/2014 23:00	857.8	891 808.8
05/18/2014 00:00	683.7	
05/18/2014 01:00	722.7	
05/18/2014 02:00	722.6	
05/18/2014 03:00	727.5	
05/18/2014 04:00	710.9	
05/18/2014 05:00	685.9	
05/18/2014 06:00	696.5	
05/18/2014 07:00	742.5	
05/18/2014 08:00	703.2	
05/18/2014 09:00	706.7	
05/18/2014 10:00	683.6	
05/18/2014 11:00	683.5	
05/18/2014 12:00	707.8	
05/18/2014 13:00	745.1	
05/18/2014 14:00	728.7	
05/18/2014 15:00	810.2	
05/18/2014 16:00	1093.8	
05/18/2014 17:00	932.7	
05/18/2014 18:00	1029.6	
05/18/2014 19:00	1216.1	
05/18/2014 20:00	1409.3	
05/18/2014 21:00	1170.9	
05/18/2014 22:00	778.2	
05/18/2014 23:00	684.3	892 812.6
05/19/2014 00:00	970.8	
05/19/2014 01:00	883.3	
05/19/2014 02:00	930.5	
05/19/2014 03:00	1055.4	
05/19/2014 04:00	999.6	
05/19/2014 05:00	991	
05/19/2014 06:00	1351.3	
05/19/2014 07:00	1525.1	
05/19/2014 08:00	1541.3	
05/19/2014 09:00	1184	
05/19/2014 10:00	1430.9	
05/19/2014 11:00	1346.3	

Time	Units 1&2 Combined	
	(Part 60 Data)	Day Count
05/19/2014 12:00	1531.7	
05/19/2014 13:00	926.6	
05/19/2014 14:00	772.4	
05/19/2014 15:00	663	
05/19/2014 16:00	861.9	
05/19/2014 17:00	641.9	
05/19/2014 18:00	494	
05/19/2014 19:00	368.5	
05/19/2014 20:00	402.3	
05/19/2014 21:00	397	
05/19/2014 22:00	290.4	
05/19/2014 23:00	335.8	893 823.6
05/20/2014 00:00	526.3	
05/20/2014 01:00	355.1	
05/20/2014 02:00	321.7	
05/20/2014 03:00	387.9	
05/20/2014 04:00	431.6	
05/20/2014 05:00	420.6	
05/20/2014 06:00	588.6	
05/20/2014 07:00	629.4	
05/20/2014 08:00	604.9	
05/20/2014 09:00	806.6	
05/20/2014 10:00	1822	
05/20/2014 11:00	1450.9	
05/20/2014 12:00	1042.5	
05/20/2014 13:00	923.5	
05/20/2014 14:00	762.1	
05/20/2014 15:00	356.6	
05/20/2014 16:00	361.5	
05/20/2014 17:00	283.4	
05/20/2014 18:00	391	
05/20/2014 19:00	459	
05/20/2014 20:00	716.7	
05/20/2014 21:00	662.6	
05/20/2014 22:00	718.3	
05/20/2014 23:00	508.4	894 824.4
05/21/2014 00:00	489.8	
05/21/2014 01:00	468.2	
05/21/2014 02:00	800.7	
05/21/2014 03:00	837.5	
05/21/2014 04:00	1013.9	
05/21/2014 05:00	1193.1	
05/21/2014 06:00	1655.4	
05/21/2014 07:00	1894.6	
05/21/2014 08:00	1617	

Time	Units 1&2 Combined	
	(Part 60 Data)	Day Count
05/21/2014 09:00	558.2	
05/21/2014 10:00	630.6	
05/21/2014 11:00	1272.4	
05/21/2014 12:00	581.9	
05/21/2014 13:00	91.5	
05/21/2014 14:00	111.7	
05/21/2014 15:00	389.7	
05/21/2014 16:00	338.8	
05/21/2014 17:00	346.1	
05/21/2014 18:00	290	
05/21/2014 19:00	392	
05/21/2014 20:00	346.1	
05/21/2014 21:00	298.2	
05/21/2014 22:00	344.6	
05/21/2014 23:00	591.7	895 825.7
05/22/2014 00:00	971.6	
05/22/2014 01:00	553.2	
05/22/2014 02:00	520.3	
05/22/2014 03:00	599.5	
05/22/2014 04:00	786.3	
05/22/2014 05:00	746.2	
05/22/2014 06:00	959.7	
05/22/2014 07:00	897.2	
05/22/2014 08:00	929.3	
05/22/2014 09:00	840.3	
05/22/2014 10:00	810.4	
05/22/2014 11:00	906.7	
05/22/2014 12:00	885.8	
05/22/2014 13:00	825.6	
05/22/2014 14:00	727	
05/22/2014 15:00	688.5	
05/22/2014 16:00	636.3	
05/22/2014 17:00	610.1	
05/22/2014 18:00	579.8	
05/22/2014 19:00	582.8	
05/22/2014 20:00	617.5	
05/22/2014 21:00	603.4	
05/22/2014 22:00	559.6	
05/22/2014 23:00	401.2	896 828.2
05/23/2014 00:00	186.9	
05/23/2014 01:00	176.1	
05/23/2014 02:00	251.3	
05/23/2014 03:00	500.5	
05/23/2014 04:00	649.3	
05/23/2014 05:00	491.3	

Time	Units 1&2 Combined	
	(Part 60 Data)	Day Count
05/23/2014 06:00	510.8	
05/23/2014 07:00	754.9	
05/23/2014 08:00	768.8	
05/23/2014 09:00	494.3	
05/23/2014 10:00	348.3	
05/23/2014 11:00	257.1	
05/23/2014 12:00	261.4	
05/23/2014 13:00	542.8	
05/23/2014 14:00	1141.5	
05/23/2014 15:00	1000.5	
05/23/2014 16:00	786.9	
05/23/2014 17:00	669.5	
05/23/2014 18:00	636.4	
05/23/2014 19:00	588.1	
05/23/2014 20:00	764.7	
05/23/2014 21:00	749.1	
05/23/2014 22:00	485.7	
05/23/2014 23:00	402.6	897
05/24/2014 00:00	606.8	821.1
05/24/2014 01:00	516.7	
05/24/2014 02:00	377.8	
05/24/2014 03:00	664.5	
05/24/2014 04:00	512.3	
05/24/2014 05:00	407.2	
05/24/2014 06:00	541.8	
05/24/2014 07:00	637.2	
05/24/2014 08:00	531.5	
05/24/2014 09:00	709.6	
05/24/2014 10:00	849.6	
05/24/2014 11:00	613.4	
05/24/2014 12:00	595.9	
05/24/2014 13:00	657	
05/24/2014 14:00	748	
05/24/2014 15:00	827.4	
05/24/2014 16:00	735.7	
05/24/2014 17:00	654.6	
05/24/2014 18:00	569.2	
05/24/2014 19:00	425.1	
05/24/2014 20:00	745.6	
05/24/2014 21:00	826.1	
05/24/2014 22:00	478.9	
05/24/2014 23:00	353.3	898
05/25/2014 00:00	403.7	816.9
05/25/2014 01:00	601.2	
05/25/2014 02:00	443.4	

Time	Units 1&2 Combined	
	(Part 60 Data)	Day Count
05/25/2014 03:00	451	
05/25/2014 04:00	523.6	
05/25/2014 05:00	412.3	
05/25/2014 06:00	601.5	
05/25/2014 07:00	587.6	
05/25/2014 08:00	555.1	
05/25/2014 09:00	679.8	
05/25/2014 10:00	688.5	
05/25/2014 11:00	712.9	
05/25/2014 12:00	752.1	
05/25/2014 13:00	759.1	
05/25/2014 14:00	853.9	
05/25/2014 15:00	770.2	
05/25/2014 16:00	716.6	
05/25/2014 17:00	709.4	
05/25/2014 18:00	697.8	
05/25/2014 19:00	540.2	
05/25/2014 20:00	615.3	
05/25/2014 21:00	409.8	
05/25/2014 22:00	349.4	
05/25/2014 23:00	351.7	899
05/26/2014 00:00	315.6	801.6
05/26/2014 01:00	288.6	
05/26/2014 02:00	246.1	
05/26/2014 03:00	283.9	
05/26/2014 04:00	291.9	
05/26/2014 05:00	269.7	
05/26/2014 06:00	255.2	
05/26/2014 07:00	340.7	
05/26/2014 08:00	592.2	
05/26/2014 09:00	531.7	
05/26/2014 10:00	654.5	
05/26/2014 11:00	813.5	
05/26/2014 12:00	778.7	
05/26/2014 13:00	747.1	
05/26/2014 14:00	664.4	
05/26/2014 15:00	604.6	
05/26/2014 16:00	642.2	
05/26/2014 17:00	658.9	
05/26/2014 18:00	683.4	
05/26/2014 19:00	635.2	
05/26/2014 20:00	619.8	
05/26/2014 21:00	668.9	
05/26/2014 22:00	584.4	
05/26/2014 23:00	369	900

	Units 1&2 Combined	
Time	(Part 60 Data)	Day Count
05/27/2014 00:00	308.7	
05/27/2014 01:00	560.4	
05/27/2014 02:00	517.6	
05/27/2014 03:00	443.9	
05/27/2014 04:00	517.1	
05/27/2014 05:00	551.7	
05/27/2014 06:00	725.2	
05/27/2014 07:00	766.9	
05/27/2014 08:00	671.6	
05/27/2014 09:00	620.3	
05/27/2014 10:00	440.2	
05/27/2014 11:00	307.2	
05/27/2014 12:00	493.9	
05/27/2014 13:00	671	
05/27/2014 14:00	654.5	
05/27/2014 15:00	478.8	
05/27/2014 16:00	412.5	
05/27/2014 17:00	389.7	
05/27/2014 18:00	427.5	
05/27/2014 19:00	425.8	
05/27/2014 20:00	448.8	
05/27/2014 21:00	263.2	
05/27/2014 22:00	427.1	
05/27/2014 23:00	490	901 782.6
05/28/2014 00:00	413	
05/28/2014 01:00	343.4	
05/28/2014 02:00	309.1	
05/28/2014 03:00	442.3	
05/28/2014 04:00	561.3	
05/28/2014 05:00	522.6	
05/28/2014 06:00	704.1	
05/28/2014 07:00	656.2	
05/28/2014 08:00	576.2	
05/28/2014 09:00	506.8	
05/28/2014 10:00	518.8	
05/28/2014 11:00	546.1	
05/28/2014 12:00	575.5	
05/28/2014 13:00	568	
05/28/2014 14:00	527.3	
05/28/2014 15:00	497.9	
05/28/2014 16:00	492.1	
05/28/2014 17:00	526.6	
05/28/2014 18:00	617.2	
05/28/2014 19:00	627.7	
05/28/2014 20:00	635	

Time	Units 1&2 Combined	
	(Part 60 Data)	Day Count
05/28/2014 21:00	538.6	
05/28/2014 22:00	486.9	
05/28/2014 23:00	341.6	902 775.0
05/29/2014 00:00	240.9	
05/29/2014 01:00	305.6	
05/29/2014 02:00	388.2	
05/29/2014 03:00	591.8	
05/29/2014 04:00	637.6	
05/29/2014 05:00	422.1	
05/29/2014 06:00	399.9	
05/29/2014 07:00	627.8	
05/29/2014 08:00	558	
05/29/2014 09:00	497.7	
05/29/2014 10:00	467.3	
05/29/2014 11:00	516.2	
05/29/2014 12:00	798.7	
05/29/2014 13:00	674.6	
05/29/2014 14:00	595.9	
05/29/2014 15:00	492.3	
05/29/2014 16:00	431.6	
05/29/2014 17:00	424	
05/29/2014 18:00	418.4	
05/29/2014 19:00	522.7	
05/29/2014 20:00	574.8	
05/29/2014 21:00	445.8	
05/29/2014 22:00	142.8	
05/29/2014 23:00	34.6	903 768.6
05/30/2014 00:00	0	
05/30/2014 01:00	0	
05/30/2014 02:00	0	
05/30/2014 03:00	1.5	
05/30/2014 04:00	14.3	
05/30/2014 05:00	97.1	
05/30/2014 06:00	235.4	
05/30/2014 07:00	224.5	
05/30/2014 08:00	324.6	
05/30/2014 09:00	417.8	
05/30/2014 10:00	423.8	
05/30/2014 11:00	510.3	
05/30/2014 12:00	489.2	
05/30/2014 13:00	418.4	
05/30/2014 14:00	293.8	
05/30/2014 15:00	158.7	
05/30/2014 16:00	136.5	
05/30/2014 17:00	128.3	

	Units 1&2 Combined		
Time	(Part 60 Data)	Day Count	
05/30/2014 18:00	76.6		
05/30/2014 19:00	32.6		
05/30/2014 20:00	74		
05/30/2014 21:00	80.2		
05/30/2014 22:00	99.8		
05/30/2014 23:00	149.2	904	754.5
05/31/2014 00:00	311.4		
05/31/2014 01:00	306.7		
05/31/2014 02:00	350.1		
05/31/2014 03:00	387.2		
05/31/2014 04:00	409.5		
05/31/2014 05:00	341.7		
05/31/2014 06:00	447.6		
05/31/2014 07:00	475.6		
05/31/2014 08:00	508.3		
05/31/2014 09:00	479		
05/31/2014 10:00	492.5		
05/31/2014 11:00	472.4		
05/31/2014 12:00	641.5		
05/31/2014 13:00	602.9		
05/31/2014 14:00	613.6		
05/31/2014 15:00	589		
05/31/2014 16:00	530.4		
05/31/2014 17:00	521.9		
05/31/2014 18:00	543.1		
05/31/2014 19:00	369.2		
05/31/2014 20:00	329.3		
05/31/2014 21:00	378.6		
05/31/2014 22:00	308.6		
05/31/2014 23:00	317.3	905	728.4
06/01/2014 00:00	272.4		
06/01/2014 01:00	206.3		
06/01/2014 02:00	188.1		
06/01/2014 03:00	209.6		
06/01/2014 04:00	232.9		
06/01/2014 05:00	206.4		
06/01/2014 06:00	229.6		
06/01/2014 07:00	368.6		
06/01/2014 08:00	355.7		
06/01/2014 09:00	394		
06/01/2014 10:00	420		
06/01/2014 11:00	533.2		
06/01/2014 12:00	958.5		
06/01/2014 13:00	1037		
06/01/2014 14:00	832.3		

Time	Units 1&2 Combined	
	(Part 60 Data)	Day Count
06/01/2014 15:00	755.5	
06/01/2014 16:00	733.4	
06/01/2014 17:00	718	
06/01/2014 18:00	757.6	
06/01/2014 19:00	712	
06/01/2014 20:00	684.6	
06/01/2014 21:00	688.8	
06/01/2014 22:00	620.2	
06/01/2014 23:00	327	906
06/02/2014 00:00	188.4	701.3
06/02/2014 01:00	181.5	
06/02/2014 02:00	273.3	
06/02/2014 03:00	390.2	
06/02/2014 04:00	444.3	
06/02/2014 05:00	494.2	
06/02/2014 06:00	467.4	
06/02/2014 07:00	426.1	
06/02/2014 08:00	376.6	
06/02/2014 09:00	589.8	
06/02/2014 10:00	794.4	
06/02/2014 11:00	726.3	
06/02/2014 12:00	571.3	
06/02/2014 13:00	500.9	
06/02/2014 14:00	435.1	
06/02/2014 15:00	442.3	
06/02/2014 16:00	490.8	
06/02/2014 17:00	511.7	
06/02/2014 18:00	521.5	
06/02/2014 19:00	540.2	
06/02/2014 20:00	581.7	
06/02/2014 21:00	590	
06/02/2014 22:00	481.8	
06/02/2014 23:00	340.9	907
06/03/2014 00:00	199.8	674.2
06/03/2014 01:00	191.2	
06/03/2014 02:00	242.7	
06/03/2014 03:00	330.4	
06/03/2014 04:00	354.5	
06/03/2014 05:00	470.5	
06/03/2014 06:00	423.1	
06/03/2014 07:00	508.9	
06/03/2014 08:00	417.2	
06/03/2014 09:00	579.1	
06/03/2014 10:00	656	
06/03/2014 11:00	618.8	

Time	Units 1&2 Combined	
	(Part 60 Data)	Day Count
06/03/2014 12:00	616.2	
06/03/2014 13:00	525.9	
06/03/2014 14:00	380.1	
06/03/2014 15:00	278.9	
06/03/2014 16:00	224.8	
06/03/2014 17:00	462	
06/03/2014 18:00	606.1	
06/03/2014 19:00	573.6	
06/03/2014 20:00	556.9	
06/03/2014 21:00	455.5	
06/03/2014 22:00	326.5	
06/03/2014 23:00	232.2	908 647.5
06/04/2014 00:00	157.7	
06/04/2014 01:00	251.6	
06/04/2014 02:00	270.5	
06/04/2014 03:00	210.1	
06/04/2014 04:00	183.3	
06/04/2014 05:00	282.8	
06/04/2014 06:00	429.6	
06/04/2014 07:00	550.2	
06/04/2014 08:00	778.5	
06/04/2014 09:00	659.7	
06/04/2014 10:00	552.9	
06/04/2014 11:00	515.4	
06/04/2014 12:00	187.1	
06/04/2014 13:00	313	
06/04/2014 14:00	396	
06/04/2014 15:00	510.3	
06/04/2014 16:00	520.3	
06/04/2014 17:00	513.9	
06/04/2014 18:00	448.3	
06/04/2014 19:00	417.1	
06/04/2014 20:00	533.1	
06/04/2014 21:00	554.2	
06/04/2014 22:00	513.2	
06/04/2014 23:00	358.7	909 628.4
06/05/2014 00:00	124.7	
06/05/2014 01:00	165.9	
06/05/2014 02:00	269.9	
06/05/2014 03:00	267.6	
06/05/2014 04:00	248.5	
06/05/2014 05:00	268.7	
06/05/2014 06:00	410	
06/05/2014 07:00	590.5	
06/05/2014 08:00	520.8	

	Units 1&2 Combined	
Time	(Part 60 Data)	Day Count
06/05/2014 09:00	409.6	
06/05/2014 10:00	607	
06/05/2014 11:00	620.7	
06/05/2014 12:00	715.3	
06/05/2014 13:00	680	
06/05/2014 14:00	687.2	
06/05/2014 15:00	635.3	
06/05/2014 16:00	682.7	
06/05/2014 17:00	781	
06/05/2014 18:00	801.5	
06/05/2014 19:00	810	
06/05/2014 20:00	789.1	
06/05/2014 21:00	933.6	
06/05/2014 22:00	430.6	
06/05/2014 23:00	154.7	910 607.2
06/06/2014 00:00	231.5	
06/06/2014 01:00	413.2	
06/06/2014 02:00	338.4	
06/06/2014 03:00	263.5	
06/06/2014 04:00	255.5	
06/06/2014 05:00	297.1	
06/06/2014 06:00	436.7	
06/06/2014 07:00	394.3	
06/06/2014 08:00	398.7	
06/06/2014 09:00	684.4	
06/06/2014 10:00	923.7	
06/06/2014 11:00	641.8	
06/06/2014 12:00	598.8	
06/06/2014 13:00	705.3	
06/06/2014 14:00	913.6	
06/06/2014 15:00	997.6	
06/06/2014 16:00	824	
06/06/2014 17:00	636.6	
06/06/2014 18:00	641.9	
06/06/2014 19:00	757	
06/06/2014 20:00	651.2	
06/06/2014 21:00	503.7	
06/06/2014 22:00	313.9	
06/06/2014 23:00	290.3	911 588.7
06/07/2014 00:00	374.9	
06/07/2014 01:00	301.6	
06/07/2014 02:00	283.3	
06/07/2014 03:00	323.3	
06/07/2014 04:00	266.5	
06/07/2014 05:00	270.8	

Time	Units 1&2 Combined	
	(Part 60 Data)	Day Count
06/07/2014 06:00	411.3	
06/07/2014 07:00	436.6	
06/07/2014 08:00	318.5	
06/07/2014 09:00	577.6	
06/07/2014 10:00	618.6	
06/07/2014 11:00	819.5	
06/07/2014 12:00	788.3	
06/07/2014 13:00	920.1	
06/07/2014 14:00	991.1	
06/07/2014 15:00	1050.7	
06/07/2014 16:00	1020.4	
06/07/2014 17:00	1056.1	
06/07/2014 18:00	825.5	
06/07/2014 19:00	636.5	
06/07/2014 20:00	626	
06/07/2014 21:00	435.5	
06/07/2014 22:00	279.7	
06/07/2014 23:00	301.7	912 569.4
06/08/2014 00:00	334	
06/08/2014 01:00	240.6	
06/08/2014 02:00	220.2	
06/08/2014 03:00	223.2	
06/08/2014 04:00	212.9	
06/08/2014 05:00	187.2	
06/08/2014 06:00	300.5	
06/08/2014 07:00	714.7	
06/08/2014 08:00	726.2	
06/08/2014 09:00	449.7	
06/08/2014 10:00	797.3	
06/08/2014 11:00	694.4	
06/08/2014 12:00	649.7	
06/08/2014 13:00	727.7	
06/08/2014 14:00	538	
06/08/2014 15:00	403.6	
06/08/2014 16:00	709.3	
06/08/2014 17:00	787.4	
06/08/2014 18:00	675.3	
06/08/2014 19:00	683.2	
06/08/2014 20:00	558.3	
06/08/2014 21:00	395.5	
06/08/2014 22:00	589.1	
06/08/2014 23:00	744.5	913 550.7
06/09/2014 00:00	600.1	
06/09/2014 01:00	583.4	
06/09/2014 02:00	576.3	

	Units 1&2 Combined	
Time	(Part 60 Data)	Day Count
06/09/2014 03:00	598.8	
06/09/2014 04:00	558.8	
06/09/2014 05:00	584.6	
06/09/2014 06:00	659.3	
06/09/2014 07:00	638.1	
06/09/2014 08:00	712.9	
06/09/2014 09:00	677.9	
06/09/2014 10:00	671.6	
06/09/2014 11:00	664.6	
06/09/2014 12:00	659.3	
06/09/2014 13:00	666.2	
06/09/2014 14:00	668.2	
06/09/2014 15:00	674.1	
06/09/2014 16:00	746.3	
06/09/2014 17:00	704.1	
06/09/2014 18:00	648.5	
06/09/2014 19:00	763.5	
06/09/2014 20:00	798.2	
06/09/2014 21:00	700.4	
06/09/2014 22:00	573.1	
06/09/2014 23:00	724.5	914 557.5
06/10/2014 00:00	839.5	
06/10/2014 01:00	612.9	
06/10/2014 02:00	427.3	
06/10/2014 03:00	718.5	
06/10/2014 04:00	723.5	
06/10/2014 05:00	779.9	
06/10/2014 06:00	1301.2	
06/10/2014 07:00	1397.6	
06/10/2014 08:00	1384.4	
06/10/2014 09:00	1866.7	
06/10/2014 10:00	1717	
06/10/2014 11:00	1448.4	
06/10/2014 12:00	1535.9	
06/10/2014 13:00	1747.9	
06/10/2014 14:00	1527.9	
06/10/2014 15:00	1625.1	
06/10/2014 16:00	1477.9	
06/10/2014 17:00	1945.3	
06/10/2014 18:00	1652.5	
06/10/2014 19:00	1666.7	
06/10/2014 20:00	1717.3	
06/10/2014 21:00	1250.7	
06/10/2014 22:00	895.9	
06/10/2014 23:00	895	915 587.0

Time	Units 1&2 Combined	
	(Part 60 Data)	Day Count
06/11/2014 00:00	787.9	
06/11/2014 01:00	953.1	
06/11/2014 02:00	985.6	
06/11/2014 03:00	1123.2	
06/11/2014 04:00	1176.5	
06/11/2014 05:00	1092.2	
06/11/2014 06:00	1491.2	
06/11/2014 07:00	985.9	
06/11/2014 08:00	1329.8	
06/11/2014 09:00	1616.8	
06/11/2014 10:00	1654.5	
06/11/2014 11:00	1610.5	
06/11/2014 12:00	1746.1	
06/11/2014 13:00	1836.7	
06/11/2014 14:00	1505.5	
06/11/2014 15:00	1590	
06/11/2014 16:00	2002.6	
06/11/2014 17:00	1509.5	
06/11/2014 18:00	1645.4	
06/11/2014 19:00	1401.3	
06/11/2014 20:00	1443.9	
06/11/2014 21:00	1061.7	
06/11/2014 22:00	1072.1	
06/11/2014 23:00	946.7	916 614.4
06/12/2014 00:00	715.9	
06/12/2014 01:00	763	
06/12/2014 02:00	686.9	
06/12/2014 03:00	687.5	
06/12/2014 04:00	524.6	
06/12/2014 05:00	467.9	
06/12/2014 06:00	776.8	
06/12/2014 07:00	1303.6	
06/12/2014 08:00	1117.2	
06/12/2014 09:00	1420	
06/12/2014 10:00	1219.3	
06/12/2014 11:00	1308.1	
06/12/2014 12:00	2125.3	
06/12/2014 13:00	1813	
06/12/2014 14:00	1611.1	
06/12/2014 15:00	1492.8	
06/12/2014 16:00	1536.8	
06/12/2014 17:00	1546	
06/12/2014 18:00	1641	
06/12/2014 19:00	1633.4	
06/12/2014 20:00	1382.8	

Time	Units 1&2 Combined	
	(Part 60 Data)	Day Count
06/12/2014 21:00	794.3	
06/12/2014 22:00	863.3	
06/12/2014 23:00	751.1	917
06/13/2014 00:00	745.9	633.7
06/13/2014 01:00	638.5	
06/13/2014 02:00	631.7	
06/13/2014 03:00	654.3	
06/13/2014 04:00	660.8	
06/13/2014 05:00	433	
06/13/2014 06:00	608.8	
06/13/2014 07:00	1046.6	
06/13/2014 08:00	847.9	
06/13/2014 09:00	647.4	
06/13/2014 10:00	642.7	
06/13/2014 11:00	671.3	
06/13/2014 12:00	726.8	
06/13/2014 13:00	809.8	
06/13/2014 14:00	823.7	
06/13/2014 15:00	703	
06/13/2014 16:00	821.1	
06/13/2014 17:00	495.2	
06/13/2014 18:00	636.8	
06/13/2014 19:00	848.1	
06/13/2014 20:00	564.7	
06/13/2014 21:00	537.1	
06/13/2014 22:00	674.5	
06/13/2014 23:00	442.6	918
06/14/2014 00:00	472.7	638.6
06/14/2014 01:00	547.8	
06/14/2014 02:00	433.8	
06/14/2014 03:00	509.3	
06/14/2014 04:00	443.3	
06/14/2014 05:00	337.1	
06/14/2014 06:00	418	
06/14/2014 07:00	723.6	
06/14/2014 08:00	526.8	
06/14/2014 09:00	554.8	
06/14/2014 10:00	588.7	
06/14/2014 11:00	471.1	
06/14/2014 12:00	544.6	
06/14/2014 13:00	394.5	
06/14/2014 14:00	368.2	
06/14/2014 15:00	501	
06/14/2014 16:00	559.3	
06/14/2014 17:00	626.1	

Time	Units 1&2 Combined	
	(Part 60 Data)	Day Count
06/14/2014 18:00	679.4	
06/14/2014 19:00	644.1	
06/14/2014 20:00	616.5	
06/14/2014 21:00	375.2	
06/14/2014 22:00	272.4	
06/14/2014 23:00	343.7	919
06/15/2014 00:00	377.9	639.7
06/15/2014 01:00	284.5	
06/15/2014 02:00	622.7	
06/15/2014 03:00	859.7	
06/15/2014 04:00	557.9	
06/15/2014 05:00	811.5	
06/15/2014 06:00	879.9	
06/15/2014 07:00	601	
06/15/2014 08:00	537.6	
06/15/2014 09:00	649.7	
06/15/2014 10:00	733.4	
06/15/2014 11:00	712.3	
06/15/2014 12:00	697.7	
06/15/2014 13:00	681.9	
06/15/2014 14:00	715.8	
06/15/2014 15:00	726	
06/15/2014 16:00	858.7	
06/15/2014 17:00	918.4	
06/15/2014 18:00	1027.6	
06/15/2014 19:00	1000.4	
06/15/2014 20:00	1203.7	
06/15/2014 21:00	1105.8	
06/15/2014 22:00	900.4	
06/15/2014 23:00	628.7	920
06/16/2014 00:00	609.3	648.0
06/16/2014 01:00	609.1	
06/16/2014 02:00	676.3	
06/16/2014 03:00	718.3	
06/16/2014 04:00	879.1	
06/16/2014 05:00	809.5	
06/16/2014 06:00	886.5	
06/16/2014 07:00	977.1	
06/16/2014 08:00	944.7	
06/16/2014 09:00	1386.8	
06/16/2014 10:00	1699.1	
06/16/2014 11:00	1458	
06/16/2014 12:00	1530.5	
06/16/2014 13:00	1522.9	
06/16/2014 14:00	1637.9	

	Units 1&2 Combined	
Time	(Part 60 Data)	Day Count
06/16/2014 15:00	1779.5	
06/16/2014 16:00	1539	
06/16/2014 17:00	1438.2	
06/16/2014 18:00	1424.5	
06/16/2014 19:00	1445.7	
06/16/2014 20:00	1591.1	
06/16/2014 21:00	1472.5	
06/16/2014 22:00	1157.3	
06/16/2014 23:00	991.8	921 664.2
06/17/2014 00:00	896.9	
06/17/2014 01:00	989.4	
06/17/2014 02:00	909.9	
06/17/2014 03:00	1021.7	
06/17/2014 04:00	1063.5	
06/17/2014 05:00	1426.2	
06/17/2014 06:00	1557.2	
06/17/2014 07:00	1930.5	
06/17/2014 08:00	1586.6	
06/17/2014 09:00	1938.3	
06/17/2014 10:00	1770.1	
06/17/2014 11:00	1578.7	
06/17/2014 12:00	1396.2	
06/17/2014 13:00	1200.5	
06/17/2014 14:00	1283.7	
06/17/2014 15:00	1059.5	
06/17/2014 16:00	1111.4	
06/17/2014 17:00	1281.8	
06/17/2014 18:00	1142.6	
06/17/2014 19:00	1287.3	
06/17/2014 20:00	1483	
06/17/2014 21:00	1507.3	
06/17/2014 22:00	1517.1	
06/17/2014 23:00	1252.8	922 681.5
06/18/2014 00:00	1535.8	
06/18/2014 01:00	972	
06/18/2014 02:00	905.6	
06/18/2014 03:00	1286	
06/18/2014 04:00	1272.5	
06/18/2014 05:00	1410.3	
06/18/2014 06:00	1620.9	
06/18/2014 07:00	1482	
06/18/2014 08:00	1317.8	
06/18/2014 09:00	1454.5	
06/18/2014 10:00	1344.4	
06/18/2014 11:00	1146.8	

Time	Units 1&2 Combined	
	(Part 60 Data)	Day Count
06/18/2014 12:00	709.9	
06/18/2014 13:00	580	
06/18/2014 14:00	565.4	
06/18/2014 15:00	648.1	
06/18/2014 16:00	919.4	
06/18/2014 17:00	913.6	
06/18/2014 18:00	930	
06/18/2014 19:00	939.1	
06/18/2014 20:00	899.6	
06/18/2014 21:00	900.8	
06/18/2014 22:00	852.4	
06/18/2014 23:00	792.4	923 686.4
06/19/2014 00:00	969.2	
06/19/2014 01:00	1174.9	
06/19/2014 02:00	943.2	
06/19/2014 03:00	1184	
06/19/2014 04:00	1157.3	
06/19/2014 05:00	1203	
06/19/2014 06:00	1118.3	
06/19/2014 07:00	1604.7	
06/19/2014 08:00	1854.7	
06/19/2014 09:00	1713.1	
06/19/2014 10:00	1245.5	
06/19/2014 11:00	1296.8	
06/19/2014 12:00	1650.6	
06/19/2014 13:00	1680.4	
06/19/2014 14:00	1460.4	
06/19/2014 15:00	1433.3	
06/19/2014 16:00	1457.6	
06/19/2014 17:00	1574.3	
06/19/2014 18:00	1576.1	
06/19/2014 19:00	1501.4	
06/19/2014 20:00	1507.4	
06/19/2014 21:00	1424.7	
06/19/2014 22:00	793.9	
06/19/2014 23:00	774	924 709.8
06/20/2014 00:00	1305.4	
06/20/2014 01:00	926.5	
06/20/2014 02:00	693.5	
06/20/2014 03:00	1218	
06/20/2014 04:00	876.3	
06/20/2014 05:00	882.1	
06/20/2014 06:00	1147.6	
06/20/2014 07:00	1402.8	
06/20/2014 08:00	1241.1	

	Units 1&2 Combined	
Time	(Part 60 Data)	Day Count
06/20/2014 09:00	1515.4	
06/20/2014 10:00	1444.7	
06/20/2014 11:00	1430.1	
06/20/2014 12:00	1443.8	
06/20/2014 13:00	1233.5	
06/20/2014 14:00	1177	
06/20/2014 15:00	1801.3	
06/20/2014 16:00	1594.7	
06/20/2014 17:00	1323.9	
06/20/2014 18:00	1147.2	
06/20/2014 19:00	1360.2	
06/20/2014 20:00	1836.3	
06/20/2014 21:00	1339.3	
06/20/2014 22:00	958.1	
06/20/2014 23:00	970.9	925 728.9
06/21/2014 00:00	1164.3	
06/21/2014 01:00	988.8	
06/21/2014 02:00	895.6	
06/21/2014 03:00	975.5	
06/21/2014 04:00	1027.8	
06/21/2014 05:00	1002.9	
06/21/2014 06:00	1127	
06/21/2014 07:00	1316.8	
06/21/2014 08:00	1214	
06/21/2014 09:00	1518.4	
06/21/2014 10:00	1693.8	
06/21/2014 11:00	1235.2	
06/21/2014 12:00	1414.7	
06/21/2014 13:00	1568.2	
06/21/2014 14:00	1466.8	
06/21/2014 15:00	1533.9	
06/21/2014 16:00	1496.5	
06/21/2014 17:00	1492.8	
06/21/2014 18:00	1492.4	
06/21/2014 19:00	1557.1	
06/21/2014 20:00	1519.8	
06/21/2014 21:00	1189.1	
06/21/2014 22:00	1175	
06/21/2014 23:00	1349.2	926 748.7
06/22/2014 00:00	1122	
06/22/2014 01:00	943	
06/22/2014 02:00	880.6	
06/22/2014 03:00	721.8	
06/22/2014 04:00	739.6	
06/22/2014 05:00	788.8	

Time	Units 1&2 Combined	
	(Part 60 Data)	Day Count
06/22/2014 06:00	833.4	
06/22/2014 07:00	1015.2	
06/22/2014 08:00	1070.2	
06/22/2014 09:00	1060.4	
06/22/2014 10:00	1210.6	
06/22/2014 11:00	1335.2	
06/22/2014 12:00	1692.5	
06/22/2014 13:00	1509.1	
06/22/2014 14:00	1373.3	
06/22/2014 15:00	1406.7	
06/22/2014 16:00	1612.3	
06/22/2014 17:00	1683.7	
06/22/2014 18:00	1550.6	
06/22/2014 19:00	1398.3	
06/22/2014 20:00	1632.4	
06/22/2014 21:00	1568.4	
06/22/2014 22:00	1050.6	
06/22/2014 23:00	1122	927
06/23/2014 00:00	1295.3	770.9
06/23/2014 01:00	906.4	
06/23/2014 02:00	1076.7	
06/23/2014 03:00	957.5	
06/23/2014 04:00	977	
06/23/2014 05:00	963.4	
06/23/2014 06:00	1408.3	
06/23/2014 07:00	1829.1	
06/23/2014 08:00	1959.4	
06/23/2014 09:00	1435.8	
06/23/2014 10:00	2013.5	
06/23/2014 11:00	1719.2	
06/23/2014 12:00	1959	
06/23/2014 13:00	1967	
06/23/2014 14:00	1648.5	
06/23/2014 15:00	1524.5	
06/23/2014 16:00	1670	
06/23/2014 17:00	1294.3	
06/23/2014 18:00	1320.3	
06/23/2014 19:00	1537.3	
06/23/2014 20:00	1759.6	
06/23/2014 21:00	1713.9	
06/23/2014 22:00	1249.3	
06/23/2014 23:00	1265.8	928
06/24/2014 00:00	899.3	800.0
06/24/2014 01:00	716.4	
06/24/2014 02:00	844.1	

Time	Units 1&2 Combined	
	(Part 60 Data)	Day Count
06/24/2014 03:00	699.5	
06/24/2014 04:00	908.4	
06/24/2014 05:00	974.1	
06/24/2014 06:00	1151.2	
06/24/2014 07:00	1157.2	
06/24/2014 08:00	1095.9	
06/24/2014 09:00	1192.4	
06/24/2014 10:00	945.8	
06/24/2014 11:00	1033.3	
06/24/2014 12:00	1105.5	
06/24/2014 13:00	870.6	
06/24/2014 14:00	827	
06/24/2014 15:00	851.7	
06/24/2014 16:00	1005.5	
06/24/2014 17:00	994.7	
06/24/2014 18:00	1164.7	
06/24/2014 19:00	1134.9	
06/24/2014 20:00	1301.6	
06/24/2014 21:00	1530.6	
06/24/2014 22:00	1333.6	
06/24/2014 23:00	691.4	929
06/25/2014 00:00	808.1	814.3
06/25/2014 01:00	725.4	
06/25/2014 02:00	912.6	
06/25/2014 03:00	926.1	
06/25/2014 04:00	933	
06/25/2014 05:00	1038.8	
06/25/2014 06:00	1233.2	
06/25/2014 07:00	1455.1	
06/25/2014 08:00	1350.5	
06/25/2014 09:00	1371.4	
06/25/2014 10:00	1397.7	
06/25/2014 11:00	1615.2	
06/25/2014 12:00	1552.8	
06/25/2014 13:00	1270.8	
06/25/2014 14:00	1289	
06/25/2014 15:00	1359.6	
06/25/2014 16:00	1232.8	
06/25/2014 17:00	1234	
06/25/2014 18:00	1297.4	
06/25/2014 19:00	1340.6	
06/25/2014 20:00	1445.8	
06/25/2014 21:00	1367.5	
06/25/2014 22:00	1212.2	
06/25/2014 23:00	838.3	930

Time	Units 1&2 Combined	
	(Part 60 Data)	Day Count
06/26/2014 00:00	1053.3	
06/26/2014 01:00	893.1	
06/26/2014 02:00	926.3	
06/26/2014 03:00	946.2	
06/26/2014 04:00	936.1	
06/26/2014 05:00	1134.9	
06/26/2014 06:00	1362.9	
06/26/2014 07:00	1270.2	
06/26/2014 08:00	1898.1	
06/26/2014 09:00	1377.5	
06/26/2014 10:00	1385.6	
06/26/2014 11:00	1340.9	
06/26/2014 12:00	1397	
06/26/2014 13:00	1341	
06/26/2014 14:00	1373.1	
06/26/2014 15:00	1381.5	
06/26/2014 16:00	1316.2	
06/26/2014 17:00	1366.1	
06/26/2014 18:00	1452.6	
06/26/2014 19:00	1399.8	
06/26/2014 20:00	1669.5	
06/26/2014 21:00	1976.4	
06/26/2014 22:00	1507.7	
06/26/2014 23:00	917.8	931 864.9
06/27/2014 00:00	1107.7	
06/27/2014 01:00	839.5	
06/27/2014 02:00	946.6	
06/27/2014 03:00	964.3	
06/27/2014 04:00	991	
06/27/2014 05:00	1040.5	
06/27/2014 06:00	1128.8	
06/27/2014 07:00	1478.6	
06/27/2014 08:00	1477.8	
06/27/2014 09:00	1651.2	
06/27/2014 10:00	1679.9	
06/27/2014 11:00	1784.3	
06/27/2014 12:00	1731.8	
06/27/2014 13:00	1304.1	
06/27/2014 14:00	1325.4	
06/27/2014 15:00	1345.7	
06/27/2014 16:00	1393	
06/27/2014 17:00	1384.2	
06/27/2014 18:00	1411.8	
06/27/2014 19:00	1334.7	
06/27/2014 20:00	1604.3	

Time	Units 1&2 Combined	
	(Part 60 Data)	Day Count
06/27/2014 21:00	1670	
06/27/2014 22:00	1263.8	
06/27/2014 23:00	953.1	932 891.8
06/28/2014 00:00	934.1	
06/28/2014 01:00	745.6	
06/28/2014 02:00	708.7	
06/28/2014 03:00	726.5	
06/28/2014 04:00	772.7	
06/28/2014 05:00	915.7	
06/28/2014 06:00	1224.5	
06/28/2014 07:00	1145.4	
06/28/2014 08:00	1006.1	
06/28/2014 09:00	988.9	
06/28/2014 10:00	962.5	
06/28/2014 11:00	1002.5	
06/28/2014 12:00	0	
06/28/2014 13:00	895	
06/28/2014 14:00	837.9	
06/28/2014 15:00	793.3	
06/28/2014 16:00	758.7	
06/28/2014 17:00	910.1	
06/28/2014 18:00	924.8	
06/28/2014 19:00	776.9	
06/28/2014 20:00	723.6	
06/28/2014 21:00	840.8	
06/28/2014 22:00	981	
06/28/2014 23:00	849.5	933 905.9
06/29/2014 00:00	654.5	
06/29/2014 01:00	554.8	
06/29/2014 02:00	675.5	
06/29/2014 03:00	430.2	
06/29/2014 04:00	455.6	
06/29/2014 05:00	476.2	
06/29/2014 06:00	648	
06/29/2014 07:00	683	
06/29/2014 08:00	643.6	
06/29/2014 09:00	784.4	
06/29/2014 10:00	897.5	
06/29/2014 11:00	782.1	
06/29/2014 12:00	774.6	
06/29/2014 13:00	804.9	
06/29/2014 14:00	845.7	
06/29/2014 15:00	830.4	
06/29/2014 16:00	781.7	
06/29/2014 17:00	812.7	

	Units 1&2 Combined	
Time	(Part 60 Data)	Day Count
06/29/2014 18:00	836.1	
06/29/2014 19:00	783.5	
06/29/2014 20:00	790.5	
06/29/2014 21:00	776.8	
06/29/2014 22:00	644.4	
06/29/2014 23:00	702.7	934
06/30/2014 00:00	763.9	919.7
06/30/2014 01:00	654	
06/30/2014 02:00	702.6	
06/30/2014 03:00	720.2	
06/30/2014 04:00	663.8	
06/30/2014 05:00	727.9	
06/30/2014 06:00	747.5	
06/30/2014 07:00	774.2	
06/30/2014 08:00	978.6	
06/30/2014 09:00	821.5	
06/30/2014 10:00	772.2	
06/30/2014 11:00	994.4	
06/30/2014 12:00	1352.6	
06/30/2014 13:00	1791.1	
06/30/2014 14:00	1220.1	
06/30/2014 15:00	901.8	
06/30/2014 16:00	966.5	
06/30/2014 17:00	965	
06/30/2014 18:00	918.7	
06/30/2014 19:00	960.3	
06/30/2014 20:00	1383.8	
06/30/2014 21:00	1000.7	
06/30/2014 22:00	814.2	
06/30/2014 23:00	626.7	935
07/01/2014 00:00	877.5	935.7
07/01/2014 01:00	811.8	
07/01/2014 02:00	626	
07/01/2014 03:00	640	
07/01/2014 04:00	735.3	
07/01/2014 05:00	785.2	
07/01/2014 06:00	923.6	
07/01/2014 07:00	959.5	
07/01/2014 08:00	957.8	
07/01/2014 09:00	900.8	
07/01/2014 10:00	1096.4	
07/01/2014 11:00	1234.2	
07/01/2014 12:00	1251	
07/01/2014 13:00	1443.5	
07/01/2014 14:00	1548.2	

Time	Units 1&2 Combined	
	(Part 60 Data)	Day Count
07/01/2014 15:00	1778	
07/01/2014 16:00	1675.5	
07/01/2014 17:00	1524	
07/01/2014 18:00	1523.1	
07/01/2014 19:00	1585.2	
07/01/2014 20:00	1711.9	
07/01/2014 21:00	1560.1	
07/01/2014 22:00	1497.7	
07/01/2014 23:00	1270.2	936
07/02/2014 00:00	1456.3	958.6
07/02/2014 01:00	1444.9	
07/02/2014 02:00	937.9	
07/02/2014 03:00	637	
07/02/2014 04:00	500.6	
07/02/2014 05:00	683.6	
07/02/2014 06:00	903.6	
07/02/2014 07:00	733.7	
07/02/2014 08:00	761.7	
07/02/2014 09:00	713.6	
07/02/2014 10:00	721.6	
07/02/2014 11:00	803.5	
07/02/2014 12:00	761.6	
07/02/2014 13:00	741.8	
07/02/2014 14:00	764	
07/02/2014 15:00	839.8	
07/02/2014 16:00	811.4	
07/02/2014 17:00	750.9	
07/02/2014 18:00	760	
07/02/2014 19:00	771.4	
07/02/2014 20:00	735.4	
07/02/2014 21:00	686.3	
07/02/2014 22:00	606.7	
07/02/2014 23:00	581.6	937
07/03/2014 00:00	642.2	969.4
07/03/2014 01:00	522.4	
07/03/2014 02:00	460.6	
07/03/2014 03:00	501.9	
07/03/2014 04:00	480.3	
07/03/2014 05:00	781.1	
07/03/2014 06:00	656.6	
07/03/2014 07:00	712.5	
07/03/2014 08:00	675.1	
07/03/2014 09:00	898.9	
07/03/2014 10:00	736.4	
07/03/2014 11:00	714.6	

Time	Units 1&2 Combined	
	(Part 60 Data)	Day Count
07/03/2014 12:00	637.4	
07/03/2014 13:00	725.1	
07/03/2014 14:00	942.6	
07/03/2014 15:00	469.8	
07/03/2014 16:00	755.8	
07/03/2014 17:00	654.8	
07/03/2014 18:00	606	
07/03/2014 19:00	587.6	
07/03/2014 20:00	638.6	
07/03/2014 21:00	491.1	
07/03/2014 22:00	562	
07/03/2014 23:00	432.4	938 976.5
07/04/2014 00:00	506.2	
07/04/2014 01:00	516.3	
07/04/2014 02:00	387.4	
07/04/2014 03:00	442.3	
07/04/2014 04:00	402.1	
07/04/2014 05:00	366.8	
07/04/2014 06:00	297.5	
07/04/2014 07:00	296.1	
07/04/2014 08:00	273.3	
07/04/2014 09:00	346	
07/04/2014 10:00	392.4	
07/04/2014 11:00	575.8	
07/04/2014 12:00	570.9	
07/04/2014 13:00	276.1	
07/04/2014 14:00	277.3	
07/04/2014 15:00	392.2	
07/04/2014 16:00	350.3	
07/04/2014 17:00	361.8	
07/04/2014 18:00	251.9	
07/04/2014 19:00	240.9	
07/04/2014 20:00	271.5	
07/04/2014 21:00	283.1	
07/04/2014 22:00	239.9	
07/04/2014 23:00	319.6	939 974.4
07/05/2014 00:00	222.6	
07/05/2014 01:00	252.9	
07/05/2014 02:00	261.7	
07/05/2014 03:00	317.1	
07/05/2014 04:00	358.5	
07/05/2014 05:00	390	
07/05/2014 06:00	396.3	
07/05/2014 07:00	448.4	
07/05/2014 08:00	412.5	

	Units 1&2 Combined		
Time	(Part 60 Data)	Day Count	
07/05/2014 09:00	560.5		
07/05/2014 10:00	465.1		
07/05/2014 11:00	410.1		
07/05/2014 12:00	535.8		
07/05/2014 13:00	512.7		
07/05/2014 14:00	588.3		
07/05/2014 15:00	770.3		
07/05/2014 16:00	619.5		
07/05/2014 17:00	438.9		
07/05/2014 18:00	392.9		
07/05/2014 19:00	278.2		
07/05/2014 20:00	394.6		
07/05/2014 21:00	328.5		
07/05/2014 22:00	403.4		
07/05/2014 23:00	676.3	940	971.4
07/06/2014 00:00	533.4		
07/06/2014 01:00	494.9		
07/06/2014 02:00	500.8		
07/06/2014 03:00	633.4		
07/06/2014 04:00	755.6		
07/06/2014 05:00	856		
07/06/2014 06:00	748.7		
07/06/2014 07:00	675.5		
07/06/2014 08:00	652.8		
07/06/2014 09:00	710.3		
07/06/2014 10:00	811.9		
07/06/2014 11:00	899.6		
07/06/2014 12:00	1465.1		
07/06/2014 13:00	998.6		
07/06/2014 14:00	1456.9		
07/06/2014 15:00	1947.8		
07/06/2014 16:00	1646.5		
07/06/2014 17:00	1666.9		
07/06/2014 18:00	1440.3		
07/06/2014 19:00	1538.7		
07/06/2014 20:00	1577.8		
07/06/2014 21:00	1394.9		
07/06/2014 22:00	924.3		
07/06/2014 23:00	836.4	941	988.2
07/07/2014 00:00	724.4		
07/07/2014 01:00	707		
07/07/2014 02:00	677.3		
07/07/2014 03:00	667		
07/07/2014 04:00	865		
07/07/2014 05:00	1259.2		

	Units 1&2 Combined	
Time	(Part 60 Data)	Day Count
07/07/2014 06:00	1137.3	
07/07/2014 07:00	1360.2	
07/07/2014 08:00	1464.8	
07/07/2014 09:00	2028.2	
07/07/2014 10:00	2071.5	
07/07/2014 11:00	2223.6	
07/07/2014 12:00	2205.8	
07/07/2014 13:00	2143.8	
07/07/2014 14:00	2139.6	
07/07/2014 15:00	2111.1	
07/07/2014 16:00	2184.2	
07/07/2014 17:00	1948.2	
07/07/2014 18:00	1705.7	
07/07/2014 19:00	1626.4	
07/07/2014 20:00	1840.9	
07/07/2014 21:00	1729.8	
07/07/2014 22:00	1289.6	
07/07/2014 23:00	1439.4	942 1021.0
07/08/2014 00:00	1455.5	
07/08/2014 01:00	1178.7	
07/08/2014 02:00	1207.3	
07/08/2014 03:00	1111	
07/08/2014 04:00	1301.4	
07/08/2014 05:00	1504.9	
07/08/2014 06:00	1479.4	
07/08/2014 07:00	1491	
07/08/2014 08:00	1769	
07/08/2014 09:00	1554.6	
07/08/2014 10:00	1644	
07/08/2014 11:00	2047.8	
07/08/2014 12:00	1850.2	
07/08/2014 13:00	1803.8	
07/08/2014 14:00	1748.2	
07/08/2014 15:00	1976.7	
07/08/2014 16:00	2129.3	
07/08/2014 17:00	2099.7	
07/08/2014 18:00	1843.2	
07/08/2014 19:00	1472.4	
07/08/2014 20:00	1502.3	
07/08/2014 21:00	1537.4	
07/08/2014 22:00	1336.3	
07/08/2014 23:00	1190.4	943 1056.7
07/09/2014 00:00	1242.5	
07/09/2014 01:00	981.7	
07/09/2014 02:00	792.7	

	Units 1&2 Combined		
Time	(Part 60 Data)	Day Count	
07/09/2014 03:00	727.6		
07/09/2014 04:00	1024.8		
07/09/2014 05:00	1489.1		
07/09/2014 06:00	1552.2		
07/09/2014 07:00	1602.3		
07/09/2014 08:00	1560.7		
07/09/2014 09:00	2073.8		
07/09/2014 10:00	1845.1		
07/09/2014 11:00	1846.3		
07/09/2014 12:00	1953.8		
07/09/2014 13:00	1970.2		
07/09/2014 14:00	1822.5		
07/09/2014 15:00	1849.9		
07/09/2014 16:00	1786.5		
07/09/2014 17:00	1838.4		
07/09/2014 18:00	1856.7		
07/09/2014 19:00	1632.7		
07/09/2014 20:00	1861.6		
07/09/2014 21:00	1563.1		
07/09/2014 22:00	1200.2		
07/09/2014 23:00	944.6	944	1086.1
07/10/2014 00:00	916.8		
07/10/2014 01:00	810		
07/10/2014 02:00	558.6		
07/10/2014 03:00	490.2		
07/10/2014 04:00	880.7		
07/10/2014 05:00	1124.8		
07/10/2014 06:00	966.8		
07/10/2014 07:00	1217.9		
07/10/2014 08:00	1708.8		
07/10/2014 09:00	1684.1		
07/10/2014 10:00	1667.3		
07/10/2014 11:00	1574.9		
07/10/2014 12:00	1981.8		
07/10/2014 13:00	1777.9		
07/10/2014 14:00	1555.9		
07/10/2014 15:00	1699.7		
07/10/2014 16:00	1727.9		
07/10/2014 17:00	1668.3		
07/10/2014 18:00	1668.8		
07/10/2014 19:00	1671.5		
07/10/2014 20:00	1861.4		
07/10/2014 21:00	1413.6		
07/10/2014 22:00	982.8		
07/10/2014 23:00	1008.6	945	1088.2

Time	Units 1&2 Combined	
	(Part 60 Data)	Day Count
07/11/2014 00:00	1196.6	
07/11/2014 01:00	964.5	
07/11/2014 02:00	925.3	
07/11/2014 03:00	883.8	
07/11/2014 04:00	1350.2	
07/11/2014 05:00	1019.5	
07/11/2014 06:00	1204.8	
07/11/2014 07:00	1295.3	
07/11/2014 08:00	1737.8	
07/11/2014 09:00	1607.1	
07/11/2014 10:00	1378.9	
07/11/2014 11:00	1312.2	
07/11/2014 12:00	1442.1	
07/11/2014 13:00	1469.6	
07/11/2014 14:00	1477.8	
07/11/2014 15:00	1510.1	
07/11/2014 16:00	1494.4	
07/11/2014 17:00	1519.8	
07/11/2014 18:00	1911.6	
07/11/2014 19:00	1848	
07/11/2014 20:00	1471.2	
07/11/2014 21:00	1269.6	
07/11/2014 22:00	888.2	
07/11/2014 23:00	976.1	946 1087.6
07/12/2014 00:00	1294.1	
07/12/2014 01:00	706.2	
07/12/2014 02:00	954.7	
07/12/2014 03:00	766.3	
07/12/2014 04:00	889.1	
07/12/2014 05:00	818.6	
07/12/2014 06:00	628	
07/12/2014 07:00	925.5	
07/12/2014 08:00	1061	
07/12/2014 09:00	1100.7	
07/12/2014 10:00	1360.8	
07/12/2014 11:00	2126	
07/12/2014 12:00	2164.9	
07/12/2014 13:00	1091.5	
07/12/2014 14:00	1023.5	
07/12/2014 15:00	1056.5	
07/12/2014 16:00	1028.9	
07/12/2014 17:00	942.4	
07/12/2014 18:00	1000	
07/12/2014 19:00	1156.3	
07/12/2014 20:00	1267.2	

Time	Units 1&2 Combined	
	(Part 60 Data)	Day Count
07/12/2014 21:00	1350.5	
07/12/2014 22:00	1652.8	
07/12/2014 23:00	998.6	947 1086.5
07/13/2014 00:00	578.2	
07/13/2014 01:00	889	
07/13/2014 02:00	881.2	
07/13/2014 03:00	670.3	
07/13/2014 04:00	397.9	
07/13/2014 05:00	480.7	
07/13/2014 06:00	1223.7	
07/13/2014 07:00	974.4	
07/13/2014 08:00	874.2	
07/13/2014 09:00	1303.2	
07/13/2014 10:00	1220.3	
07/13/2014 11:00	1246.4	
07/13/2014 12:00	1319.7	
07/13/2014 13:00	1320.5	
07/13/2014 14:00	1283.2	
07/13/2014 15:00	1242.3	
07/13/2014 16:00	1255.6	
07/13/2014 17:00	1236.9	
07/13/2014 18:00	1321.7	
07/13/2014 19:00	1387	
07/13/2014 20:00	1360.5	
07/13/2014 21:00	1390.5	
07/13/2014 22:00	1876.8	
07/13/2014 23:00	2724.6	948 1103.4
07/14/2014 00:00	1881.8	
07/14/2014 01:00	828.5	
07/14/2014 02:00	587.4	
07/14/2014 03:00	641	
07/14/2014 04:00	942.3	
07/14/2014 05:00	1386.2	
07/14/2014 06:00	1485.6	
07/14/2014 07:00	1163.9	
07/14/2014 08:00	1080.4	
07/14/2014 09:00	1142.4	
07/14/2014 10:00	1214	
07/14/2014 11:00	1225.9	
07/14/2014 12:00	1208.9	
07/14/2014 13:00	1164.8	
07/14/2014 14:00	1192.3	
07/14/2014 15:00	1133.9	
07/14/2014 16:00	1094	
07/14/2014 17:00	1148.7	

Time	Units 1&2 Combined	
	(Part 60 Data)	Day Count
07/14/2014 18:00	1208.7	
07/14/2014 19:00	1230.1	
07/14/2014 20:00	1394.4	
07/14/2014 21:00	1162.9	
07/14/2014 22:00	853.7	
07/14/2014 23:00	771.7	949
07/15/2014 00:00	1147.8	1124.5
07/15/2014 01:00	1296	
07/15/2014 02:00	1241	
07/15/2014 03:00	951.8	
07/15/2014 04:00	991.6	
07/15/2014 05:00	1144.3	
07/15/2014 06:00	1436.1	
07/15/2014 07:00	1849.3	
07/15/2014 08:00	2492.4	
07/15/2014 09:00	1927.3	
07/15/2014 10:00	1353.2	
07/15/2014 11:00	1028.6	
07/15/2014 12:00	1836	
07/15/2014 13:00	1395.2	
07/15/2014 14:00	1174.4	
07/15/2014 15:00	1646.7	
07/15/2014 16:00	1427.6	
07/15/2014 17:00	1277.8	
07/15/2014 18:00	1215.4	
07/15/2014 19:00	1470.5	
07/15/2014 20:00	1385.5	
07/15/2014 21:00	1130.7	
07/15/2014 22:00	1009.2	
07/15/2014 23:00	1216.1	950
07/16/2014 00:00	857.3	1145.3
07/16/2014 01:00	846.5	
07/16/2014 02:00	897.3	
07/16/2014 03:00	646.7	
07/16/2014 04:00	939.1	
07/16/2014 05:00	876.7	
07/16/2014 06:00	835	
07/16/2014 07:00	665.1	
07/16/2014 08:00	675.5	
07/16/2014 09:00	961.9	
07/16/2014 10:00	1071.6	
07/16/2014 11:00	1052.5	
07/16/2014 12:00	1499.3	
07/16/2014 13:00	1431	
07/16/2014 14:00	1390.1	

Time	Units 1&2 Combined	
	(Part 60 Data)	Day Count
07/16/2014 15:00	1523.8	
07/16/2014 16:00	1512	
07/16/2014 17:00	1410.2	
07/16/2014 18:00	1254.2	
07/16/2014 19:00	820.8	
07/16/2014 20:00	1229.2	
07/16/2014 21:00	1159	
07/16/2014 22:00	867.6	
07/16/2014 23:00	930.4	951 1140.0
07/17/2014 00:00	616.7	
07/17/2014 01:00	526	
07/17/2014 02:00	514.5	
07/17/2014 03:00	566.7	
07/17/2014 04:00	791.7	
07/17/2014 05:00	911.6	
07/17/2014 06:00	827.7	
07/17/2014 07:00	1038.5	
07/17/2014 08:00	1272.9	
07/17/2014 09:00	1401.7	
07/17/2014 10:00	1391.6	
07/17/2014 11:00	1587.6	
07/17/2014 12:00	1482	
07/17/2014 13:00	1520.2	
07/17/2014 14:00	1545.7	
07/17/2014 15:00	1501.9	
07/17/2014 16:00	1408.5	
07/17/2014 17:00	1415.9	
07/17/2014 18:00	1271.1	
07/17/2014 19:00	1481.4	
07/17/2014 20:00	1411.1	
07/17/2014 21:00	1006.8	
07/17/2014 22:00	678	
07/17/2014 23:00	576.1	952 1132.4
07/18/2014 00:00	504.3	
07/18/2014 01:00	570.1	
07/18/2014 02:00	539.2	
07/18/2014 03:00	550.1	
07/18/2014 04:00	579.7	
07/18/2014 05:00	717.3	
07/18/2014 06:00	763.3	
07/18/2014 07:00	991.7	
07/18/2014 08:00	966.6	
07/18/2014 09:00	1218.2	
07/18/2014 10:00	1254.2	
07/18/2014 11:00	1151.5	

Time	Units 1&2 Combined	
	(Part 60 Data)	Day Count
07/18/2014 12:00	1525.1	
07/18/2014 13:00	1280.7	
07/18/2014 14:00	1276.1	
07/18/2014 15:00	1156.2	
07/18/2014 16:00	1186.7	
07/18/2014 17:00	794.9	
07/18/2014 18:00	753.6	
07/18/2014 19:00	788	
07/18/2014 20:00	811.6	
07/18/2014 21:00	672.6	
07/18/2014 22:00	721.8	
07/18/2014 23:00	650.7	953 1126.9
07/19/2014 00:00	848.3	
07/19/2014 01:00	576.5	
07/19/2014 02:00	536.1	
07/19/2014 03:00	591.4	
07/19/2014 04:00	564.1	
07/19/2014 05:00	735.3	
07/19/2014 06:00	705.3	
07/19/2014 07:00	932.9	
07/19/2014 08:00	883	
07/19/2014 09:00	991.5	
07/19/2014 10:00	1114.3	
07/19/2014 11:00	1199.4	
07/19/2014 12:00	1031.8	
07/19/2014 13:00	810.4	
07/19/2014 14:00	965.3	
07/19/2014 15:00	1137.3	
07/19/2014 16:00	1053.4	
07/19/2014 17:00	977.6	
07/19/2014 18:00	1055.1	
07/19/2014 19:00	1163.1	
07/19/2014 20:00	1247.3	
07/19/2014 21:00	1073.6	
07/19/2014 22:00	874.1	
07/19/2014 23:00	577.7	954 1112.0
07/20/2014 00:00	635.2	
07/20/2014 01:00	624.4	
07/20/2014 02:00	601.3	
07/20/2014 03:00	666.9	
07/20/2014 04:00	675.5	
07/20/2014 05:00	643	
07/20/2014 06:00	644.1	
07/20/2014 07:00	1066.5	
07/20/2014 08:00	1279.8	

Time	Units 1&2 Combined	
	(Part 60 Data)	Day Count
07/20/2014 09:00	1148.1	
07/20/2014 10:00	1167.3	
07/20/2014 11:00	1122.4	
07/20/2014 12:00	1415.6	
07/20/2014 13:00	1281.5	
07/20/2014 14:00	1053.8	
07/20/2014 15:00	1265.5	
07/20/2014 16:00	1148.1	
07/20/2014 17:00	1225.5	
07/20/2014 18:00	1170.8	
07/20/2014 19:00	1308.7	
07/20/2014 20:00	1384.9	
07/20/2014 21:00	853	
07/20/2014 22:00	619	
07/20/2014 23:00	637.8	955 1102.8
07/21/2014 00:00	685.7	
07/21/2014 01:00	557	
07/21/2014 02:00	521.8	
07/21/2014 03:00	682.7	
07/21/2014 04:00	852.1	
07/21/2014 05:00	795.7	
07/21/2014 06:00	791.8	
07/21/2014 07:00	891.6	
07/21/2014 08:00	957.8	
07/21/2014 09:00	1281.1	
07/21/2014 10:00	1015.7	
07/21/2014 11:00	1066.1	
07/21/2014 12:00	1184.8	
07/21/2014 13:00	1127.2	
07/21/2014 14:00	1096.6	
07/21/2014 15:00	1138.3	
07/21/2014 16:00	1134.2	
07/21/2014 17:00	1131.9	
07/21/2014 18:00	1168	
07/21/2014 19:00	1233.2	
07/21/2014 20:00	1217	
07/21/2014 21:00	1287.3	
07/21/2014 22:00	1378.2	
07/21/2014 23:00	967.7	956 1092.7
07/22/2014 00:00	846.2	
07/22/2014 01:00	830.1	
07/22/2014 02:00	637.7	
07/22/2014 03:00	687.9	
07/22/2014 04:00	1036.2	
07/22/2014 05:00	1086.5	

Time	Units 1&2 Combined	
	(Part 60 Data)	Day Count
07/22/2014 06:00	953.5	
07/22/2014 07:00	1263	
07/22/2014 08:00	1285.5	
07/22/2014 09:00	1342.9	
07/22/2014 10:00	1140.4	
07/22/2014 11:00	1234.6	
07/22/2014 12:00	1210.7	
07/22/2014 13:00	1318	
07/22/2014 14:00	1269.1	
07/22/2014 15:00	1241.8	
07/22/2014 16:00	1287.1	
07/22/2014 17:00	1308.5	
07/22/2014 18:00	1365.3	
07/22/2014 19:00	1317.8	
07/22/2014 20:00	1502.6	
07/22/2014 21:00	1440.7	
07/22/2014 22:00	1182	
07/22/2014 23:00	1010.5	957 1090.6
07/23/2014 00:00	964.1	
07/23/2014 01:00	937	
07/23/2014 02:00	827.1	
07/23/2014 03:00	915.6	
07/23/2014 04:00	1197	
07/23/2014 05:00	1131.4	
07/23/2014 06:00	1563.8	
07/23/2014 07:00	1268.1	
07/23/2014 08:00	1211.4	
07/23/2014 09:00	1355.2	
07/23/2014 10:00	1518.7	
07/23/2014 11:00	1523.3	
07/23/2014 12:00	1471.2	
07/23/2014 13:00	1410.4	
07/23/2014 14:00	1383.1	
07/23/2014 15:00	1511.1	
07/23/2014 16:00	1494	
07/23/2014 17:00	1480.6	
07/23/2014 18:00	1487.4	
07/23/2014 19:00	1525.2	
07/23/2014 20:00	1258.6	
07/23/2014 21:00	758.7	
07/23/2014 22:00	1122.4	
07/23/2014 23:00	786.9	958 1083.2
07/24/2014 00:00	752.9	
07/24/2014 01:00	629.6	
07/24/2014 02:00	652.2	

	Units 1&2 Combined	
Time	(Part 60 Data)	Day Count
07/24/2014 03:00	627.8	
07/24/2014 04:00	700.5	
07/24/2014 05:00	807.3	
07/24/2014 06:00	964.9	
07/24/2014 07:00	1318.1	
07/24/2014 08:00	1088.2	
07/24/2014 09:00	1372.3	
07/24/2014 10:00	1492.7	
07/24/2014 11:00	1399.7	
07/24/2014 12:00	1345.4	
07/24/2014 13:00	1342.7	
07/24/2014 14:00	1481.8	
07/24/2014 15:00	1291.3	
07/24/2014 16:00	1370	
07/24/2014 17:00	1366.7	
07/24/2014 18:00	1403	
07/24/2014 19:00	1324.7	
07/24/2014 20:00	945.5	
07/24/2014 21:00	915.8	
07/24/2014 22:00	782.3	
07/24/2014 23:00	509.1	959 1085.2
07/25/2014 00:00	532.2	
07/25/2014 01:00	548.3	
07/25/2014 02:00	514.1	
07/25/2014 03:00	539.1	
07/25/2014 04:00	692.2	
07/25/2014 05:00	762	
07/25/2014 06:00	794.2	
07/25/2014 07:00	744.4	
07/25/2014 08:00	707.3	
07/25/2014 09:00	1021	
07/25/2014 10:00	1021.3	
07/25/2014 11:00	1048.1	
07/25/2014 12:00	1157.1	
07/25/2014 13:00	1146.8	
07/25/2014 14:00	1401.3	
07/25/2014 15:00	1321.8	
07/25/2014 16:00	1173.9	
07/25/2014 17:00	935.6	
07/25/2014 18:00	978	
07/25/2014 19:00	688.2	
07/25/2014 20:00	1102	
07/25/2014 21:00	855.6	
07/25/2014 22:00	726.8	
07/25/2014 23:00	604.1	960 1073.8

	Units 1&2 Combined	
Time	(Part 60 Data)	Day Count
07/26/2014 00:00	766	
07/26/2014 01:00	652	
07/26/2014 02:00	548.1	
07/26/2014 03:00	607.7	
07/26/2014 04:00	606.3	
07/26/2014 05:00	742.7	
07/26/2014 06:00	538	
07/26/2014 07:00	997.8	
07/26/2014 08:00	995.1	
07/26/2014 09:00	1018	
07/26/2014 10:00	1220.8	
07/26/2014 11:00	1081.1	
07/26/2014 12:00	1194.9	
07/26/2014 13:00	1458.3	
07/26/2014 14:00	1313	
07/26/2014 15:00	1204.6	
07/26/2014 16:00	1269.9	
07/26/2014 17:00	1373.6	
07/26/2014 18:00	1443.4	
07/26/2014 19:00	1459.4	
07/26/2014 20:00	1483.3	
07/26/2014 21:00	1217.8	
07/26/2014 22:00	1065.3	
07/26/2014 23:00	820.1	961 1064.7
07/27/2014 00:00	861.6	
07/27/2014 01:00	628.2	
07/27/2014 02:00	672.4	
07/27/2014 03:00	585.4	
07/27/2014 04:00	618.5	
07/27/2014 05:00	586.5	
07/27/2014 06:00	756.8	
07/27/2014 07:00	1014.7	
07/27/2014 08:00	1340.5	
07/27/2014 09:00	1420.6	
07/27/2014 10:00	1554	
07/27/2014 11:00	1439.4	
07/27/2014 12:00	1311.3	
07/27/2014 13:00	1461.7	
07/27/2014 14:00	1525.4	
07/27/2014 15:00	1757.9	
07/27/2014 16:00	1634.8	
07/27/2014 17:00	1472.2	
07/27/2014 18:00	1354.5	
07/27/2014 19:00	813.6	
07/27/2014 20:00	896.1	

Time	Units 1&2 Combined	
	(Part 60 Data)	Day Count
07/27/2014 21:00	1269.8	
07/27/2014 22:00	710.9	
07/27/2014 23:00	655.1	962
07/28/2014 00:00	726.6	1057.1
07/28/2014 01:00	713	
07/28/2014 02:00	680.2	
07/28/2014 03:00	729	
07/28/2014 04:00	1633.7	
07/28/2014 05:00	774	
07/28/2014 06:00	626.8	
07/28/2014 07:00	858.7	
07/28/2014 08:00	606.7	
07/28/2014 09:00	1017.3	
07/28/2014 10:00	1179	
07/28/2014 11:00	1229.8	
07/28/2014 12:00	1244.5	
07/28/2014 13:00	1105.5	
07/28/2014 14:00	1127.7	
07/28/2014 15:00	1157.8	
07/28/2014 16:00	1075.3	
07/28/2014 17:00	1055.4	
07/28/2014 18:00	882.2	
07/28/2014 19:00	771	
07/28/2014 20:00	1052.6	
07/28/2014 21:00	672.6	
07/28/2014 22:00	601	
07/28/2014 23:00	701.9	963
07/29/2014 00:00	662.8	1058.1
07/29/2014 01:00	649.8	
07/29/2014 02:00	664.5	
07/29/2014 03:00	652.4	
07/29/2014 04:00	700.6	
07/29/2014 05:00	684.7	
07/29/2014 06:00	726.1	
07/29/2014 07:00	1070.3	
07/29/2014 08:00	852.4	
07/29/2014 09:00	1157.9	
07/29/2014 10:00	1213.8	
07/29/2014 11:00	920.3	
07/29/2014 12:00	910.2	
07/29/2014 13:00	1060.5	
07/29/2014 14:00	1018.9	
07/29/2014 15:00	1027.3	
07/29/2014 16:00	1039.6	
07/29/2014 17:00	1080.1	

	Units 1&2 Combined		
Time	(Part 60 Data)	Day Count	
07/29/2014 18:00	944.3		
07/29/2014 19:00	821.4		
07/29/2014 20:00	651.4		
07/29/2014 21:00	324.6		
07/29/2014 22:00	151.7		
07/29/2014 23:00	118.5	964	1060.9
07/30/2014 00:00	210.4		
07/30/2014 01:00	441.5		
07/30/2014 02:00	571.4		
07/30/2014 03:00	553.9		
07/30/2014 04:00	740.7		
07/30/2014 05:00	659		
07/30/2014 06:00	741.6		
07/30/2014 07:00	952.1		
07/30/2014 08:00	976.7		
07/30/2014 09:00	1070.6		
07/30/2014 10:00	1221.7		
07/30/2014 11:00	1301		
07/30/2014 12:00	1298.3		
07/30/2014 13:00	1446.3		
07/30/2014 14:00	1449.5		
07/30/2014 15:00	1247.7		
07/30/2014 16:00	1352.4		
07/30/2014 17:00	1627.5		
07/30/2014 18:00	1492.4		
07/30/2014 19:00	881.9		
07/30/2014 20:00	794.6		
07/30/2014 21:00	629		
07/30/2014 22:00	707.5		
07/30/2014 23:00	569.6	965	1061.9
07/31/2014 00:00	694.8		
07/31/2014 01:00	393.3		
07/31/2014 02:00	662.3		
07/31/2014 03:00	694.7		
07/31/2014 04:00	984.9		
07/31/2014 05:00	730.3		
07/31/2014 06:00	718.7		
07/31/2014 07:00	918.3		
07/31/2014 08:00	1002.9		
07/31/2014 09:00	808.3		
07/31/2014 10:00	667.9		
07/31/2014 11:00	650.3		
07/31/2014 12:00	870.3		
07/31/2014 13:00	816.6		
07/31/2014 14:00	934.7		

Time	Units 1&2 Combined	
	(Part 60 Data)	Day Count
07/31/2014 15:00	1047.7	
07/31/2014 16:00	1066.6	
07/31/2014 17:00	1092.3	
07/31/2014 18:00	1123.5	
07/31/2014 19:00	1093	
07/31/2014 20:00	1144.4	
07/31/2014 21:00	903.8	
07/31/2014 22:00	472.2	
07/31/2014 23:00	343.7	966 1049.3
08/01/2014 00:00	564.7	
08/01/2014 01:00	431.4	
08/01/2014 02:00	328.2	
08/01/2014 03:00	474.4	
08/01/2014 04:00	618.5	
08/01/2014 05:00	678.7	
08/01/2014 06:00	479	
08/01/2014 07:00	597.8	
08/01/2014 08:00	803.8	
08/01/2014 09:00	1429.9	
08/01/2014 10:00	1211.7	
08/01/2014 11:00	1035.1	
08/01/2014 12:00	967.5	
08/01/2014 13:00	1144.9	
08/01/2014 14:00	1412.4	
08/01/2014 15:00	1408.4	
08/01/2014 16:00	1180.9	
08/01/2014 17:00	1052.5	
08/01/2014 18:00	1129.4	
08/01/2014 19:00	1158.2	
08/01/2014 20:00	1505.3	
08/01/2014 21:00	1025.8	
08/01/2014 22:00	415.8	
08/01/2014 23:00	465.4	967 1052.7
08/02/2014 00:00	634.8	
08/02/2014 01:00	614.1	
08/02/2014 02:00	311.4	
08/02/2014 03:00	513.5	
08/02/2014 04:00	707.6	
08/02/2014 05:00	695.3	
08/02/2014 06:00	396.8	
08/02/2014 07:00	573	
08/02/2014 08:00	868.6	
08/02/2014 09:00	1280.6	
08/02/2014 10:00	1095.4	
08/02/2014 11:00	1106.9	

Time	Units 1&2 Combined	
	(Part 60 Data)	Day Count
08/02/2014 12:00	999.1	
08/02/2014 13:00	852.9	
08/02/2014 14:00	1025.8	
08/02/2014 15:00	1164.4	
08/02/2014 16:00	1155.9	
08/02/2014 17:00	1159.3	
08/02/2014 18:00	1046.6	
08/02/2014 19:00	1001.8	
08/02/2014 20:00	1190.5	
08/02/2014 21:00	690.8	
08/02/2014 22:00	514.5	
08/02/2014 23:00	884.7	968 1059.9
08/03/2014 00:00	610.4	
08/03/2014 01:00	540.3	
08/03/2014 02:00	871.2	
08/03/2014 03:00	798.8	
08/03/2014 04:00	626	
08/03/2014 05:00	601.5	
08/03/2014 06:00	591.3	
08/03/2014 07:00	752.3	
08/03/2014 08:00	664.8	
08/03/2014 09:00	934.8	
08/03/2014 10:00	505.5	
08/03/2014 11:00	615.1	
08/03/2014 12:00	522.1	
08/03/2014 13:00	351.8	
08/03/2014 14:00	539.3	
08/03/2014 15:00	821	
08/03/2014 16:00	624.5	
08/03/2014 17:00	555.1	
08/03/2014 18:00	566.5	
08/03/2014 19:00	464.5	
08/03/2014 20:00	570.2	
08/03/2014 21:00	539.8	
08/03/2014 22:00	288	
08/03/2014 23:00	332.7	969 1067.7
08/04/2014 00:00	417.8	
08/04/2014 01:00	346.3	
08/04/2014 02:00	363.9	
08/04/2014 03:00	318.9	
08/04/2014 04:00	483	
08/04/2014 05:00	508.1	
08/04/2014 06:00	345	
08/04/2014 07:00	508.9	
08/04/2014 08:00	546.3	

	Units 1&2 Combined	
Time	(Part 60 Data)	Day Count
08/04/2014 09:00	663.3	
08/04/2014 10:00	595.6	
08/04/2014 11:00	485.3	
08/04/2014 12:00	501.8	
08/04/2014 13:00	497.8	
08/04/2014 14:00	767.5	
08/04/2014 15:00	944.7	
08/04/2014 16:00	564.7	
08/04/2014 17:00	469.8	
08/04/2014 18:00	466.9	
08/04/2014 19:00	541.4	
08/04/2014 20:00	566.9	
08/04/2014 21:00	291.1	
08/04/2014 22:00	430.5	
08/04/2014 23:00	507.8	970 1070.1
08/05/2014 00:00	346.2	
08/05/2014 01:00	274.8	
08/05/2014 02:00	392.6	
08/05/2014 03:00	323.1	
08/05/2014 04:00	501.2	
08/05/2014 05:00	448.7	
08/05/2014 06:00	419.3	
08/05/2014 07:00	492.1	
08/05/2014 08:00	470	
08/05/2014 09:00	560.1	
08/05/2014 10:00	785	
08/05/2014 11:00	1121.1	
08/05/2014 12:00	1059.3	
08/05/2014 13:00	1084.5	
08/05/2014 14:00	1183.3	
08/05/2014 15:00	1225	
08/05/2014 16:00	1148.4	
08/05/2014 17:00	976.3	
08/05/2014 18:00	1004.6	
08/05/2014 19:00	1291.3	
08/05/2014 20:00	1497.3	
08/05/2014 21:00	1290.8	
08/05/2014 22:00	1026	
08/05/2014 23:00	587.6	971 1062.2
08/06/2014 00:00	801.9	
08/06/2014 01:00	915.5	
08/06/2014 02:00	774.5	
08/06/2014 03:00	900.6	
08/06/2014 04:00	1064.6	
08/06/2014 05:00	743.9	

	Units 1&2 Combined	
Time	(Part 60 Data)	Day Count
08/06/2014 06:00	721.3	
08/06/2014 07:00	1017.5	
08/06/2014 08:00	1326.8	
08/06/2014 09:00	981.7	
08/06/2014 10:00	1388.5	
08/06/2014 11:00	1271.6	
08/06/2014 12:00	1113.6	
08/06/2014 13:00	1074.4	
08/06/2014 14:00	1139.4	
08/06/2014 15:00	1243.3	
08/06/2014 16:00	1228.7	
08/06/2014 17:00	1182.4	
08/06/2014 18:00	1115.5	
08/06/2014 19:00	1012.2	
08/06/2014 20:00	1057	
08/06/2014 21:00	1134	
08/06/2014 22:00	967.7	
08/06/2014 23:00	490.9	972 1044.3
08/07/2014 00:00	891.4	
08/07/2014 01:00	703.9	
08/07/2014 02:00	680.1	
08/07/2014 03:00	633.8	
08/07/2014 04:00	1098.2	
08/07/2014 05:00	1113.8	
08/07/2014 06:00	950	
08/07/2014 07:00	733.4	
08/07/2014 08:00	980.4	
08/07/2014 09:00	1017.8	
08/07/2014 10:00	1145.5	
08/07/2014 11:00	980.2	
08/07/2014 12:00	1235.8	
08/07/2014 13:00	1098.5	
08/07/2014 14:00	1059.8	
08/07/2014 15:00	1092.4	
08/07/2014 16:00	1238.5	
08/07/2014 17:00	1267.7	
08/07/2014 18:00	1089.3	
08/07/2014 19:00	1049.4	
08/07/2014 20:00	1148.3	
08/07/2014 21:00	1042.4	
08/07/2014 22:00	1003.9	
08/07/2014 23:00	943.8	973 1024.8
08/08/2014 00:00	462.4	
08/08/2014 01:00	544.1	
08/08/2014 02:00	547.2	

	Units 1&2 Combined	
Time	(Part 60 Data)	Day Count
08/08/2014 03:00	633.6	
08/08/2014 04:00	912.6	
08/08/2014 05:00	1026.2	
08/08/2014 06:00	724.9	
08/08/2014 07:00	1090	
08/08/2014 08:00	1037.3	
08/08/2014 09:00	1044.6	
08/08/2014 10:00	1258.7	
08/08/2014 11:00	1326.5	
08/08/2014 12:00	1250.3	
08/08/2014 13:00	1287.4	
08/08/2014 14:00	1204.9	
08/08/2014 15:00	1351.3	
08/08/2014 16:00	1381.6	
08/08/2014 17:00	1279.7	
08/08/2014 18:00	1039.8	
08/08/2014 19:00	896.2	
08/08/2014 20:00	1245.7	
08/08/2014 21:00	1111.7	
08/08/2014 22:00	811.7	
08/08/2014 23:00	785.6	974
08/09/2014 00:00	842.6	1007.1
08/09/2014 01:00	618	
08/09/2014 02:00	666.4	
08/09/2014 03:00	673.1	
08/09/2014 04:00	545.6	
08/09/2014 05:00	603.1	
08/09/2014 06:00	762.5	
08/09/2014 07:00	1042.3	
08/09/2014 08:00	1208.8	
08/09/2014 09:00	985.5	
08/09/2014 10:00	1242.6	
08/09/2014 11:00	1174.9	
08/09/2014 12:00	1175.5	
08/09/2014 13:00	1181.6	
08/09/2014 14:00	1206.8	
08/09/2014 15:00	1211.5	
08/09/2014 16:00	1349.5	
08/09/2014 17:00	1360.4	
08/09/2014 18:00	1289.3	
08/09/2014 19:00	1189.9	
08/09/2014 20:00	1308.5	
08/09/2014 21:00	1085.7	
08/09/2014 22:00	1115.7	
08/09/2014 23:00	988	975
		996.3

	Units 1&2 Combined	
Time	(Part 60 Data)	Day Count
08/10/2014 00:00	676.6	
08/10/2014 01:00	848.8	
08/10/2014 02:00	808.5	
08/10/2014 03:00	758.7	
08/10/2014 04:00	766.4	
08/10/2014 05:00	833.4	
08/10/2014 06:00	763.8	
08/10/2014 07:00	856.6	
08/10/2014 08:00	943.7	
08/10/2014 09:00	986.4	
08/10/2014 10:00	1332.4	
08/10/2014 11:00	1644.9	
08/10/2014 12:00	1276	
08/10/2014 13:00	1247.9	
08/10/2014 14:00	1289.2	
08/10/2014 15:00	1328.9	
08/10/2014 16:00	1321.9	
08/10/2014 17:00	1403.4	
08/10/2014 18:00	1339.1	
08/10/2014 19:00	1334.2	
08/10/2014 20:00	1345.7	
08/10/2014 21:00	1184.4	
08/10/2014 22:00	967.9	
08/10/2014 23:00	718.2	976 987.7
08/11/2014 00:00	859.4	
08/11/2014 01:00	638.2	
08/11/2014 02:00	597.3	
08/11/2014 03:00	708.4	
08/11/2014 04:00	887	
08/11/2014 05:00	1105.3	
08/11/2014 06:00	911.8	
08/11/2014 07:00	899.7	
08/11/2014 08:00	645.8	
08/11/2014 09:00	700.5	
08/11/2014 10:00	579.5	
08/11/2014 11:00	528.7	
08/11/2014 12:00	611.9	
08/11/2014 13:00	589.5	
08/11/2014 14:00	681.1	
08/11/2014 15:00	697.6	
08/11/2014 16:00	693.3	
08/11/2014 17:00	635.3	
08/11/2014 18:00	538.7	
08/11/2014 19:00	753.5	
08/11/2014 20:00	779.8	

Time	Units 1&2 Combined	
	(Part 60 Data)	Day Count
08/11/2014 21:00	274.4	
08/11/2014 22:00	314	
08/11/2014 23:00	558.2	977
08/12/2014 00:00	462.6	972.2
08/12/2014 01:00	316.8	
08/12/2014 02:00	399.9	
08/12/2014 03:00	560.7	
08/12/2014 04:00	714.3	
08/12/2014 05:00	1276.5	
08/12/2014 06:00	1001.9	
08/12/2014 07:00	499	
08/12/2014 08:00	510.7	
08/12/2014 09:00	620.6	
08/12/2014 10:00	1668.9	
08/12/2014 11:00	1348	
08/12/2014 12:00	1054.1	
08/12/2014 13:00	700.6	
08/12/2014 14:00	571.2	
08/12/2014 15:00	723	
08/12/2014 16:00	777.8	
08/12/2014 17:00	832.3	
08/12/2014 18:00	659.6	
08/12/2014 19:00	704.2	
08/12/2014 20:00	0	
08/12/2014 21:00	0	
08/12/2014 22:00	0	
08/12/2014 23:00	0	978
08/13/2014 00:00	0	959.4
08/13/2014 01:00	0	
08/13/2014 02:00	0	
08/13/2014 03:00	0	
08/13/2014 04:00	0	
08/13/2014 05:00	0	
08/13/2014 06:00	0	
08/13/2014 07:00	0	
08/13/2014 08:00	0	
08/13/2014 09:00	0	
08/13/2014 10:00	0	
08/13/2014 11:00	823.4	
08/13/2014 12:00	581.4	
08/13/2014 13:00	724.2	
08/13/2014 14:00	739.2	
08/13/2014 15:00	568.6	
08/13/2014 16:00	700.8	
08/13/2014 17:00	698.8	

Time	Units 1&2 Combined	
	(Part 60 Data)	Day Count
08/13/2014 18:00	511.7	
08/13/2014 19:00	584.5	
08/13/2014 20:00	639.4	
08/13/2014 21:00	546.9	
08/13/2014 22:00	465	
08/13/2014 23:00	494.6	979
08/14/2014 00:00	386.4	947.3
08/14/2014 01:00	423.5	
08/14/2014 02:00	397.6	
08/14/2014 03:00	444.2	
08/14/2014 04:00	546.9	
08/14/2014 05:00	523.8	
08/14/2014 06:00	465.2	
08/14/2014 07:00	773.1	
08/14/2014 08:00	921.5	
08/14/2014 09:00	1134.6	
08/14/2014 10:00	772.1	
08/14/2014 11:00	898	
08/14/2014 12:00	959.4	
08/14/2014 13:00	1018.6	
08/14/2014 14:00	1162.4	
08/14/2014 15:00	1119.5	
08/14/2014 16:00	1087.6	
08/14/2014 17:00	872.8	
08/14/2014 18:00	915.7	
08/14/2014 19:00	1172.5	
08/14/2014 20:00	1072.1	
08/14/2014 21:00	809.2	
08/14/2014 22:00	1098.4	
08/14/2014 23:00	1142.8	980
08/15/2014 00:00	929.7	929.0
08/15/2014 01:00	823.3	
08/15/2014 02:00	587.1	
08/15/2014 03:00	604.6	
08/15/2014 04:00	559.4	
08/15/2014 05:00	608.9	
08/15/2014 06:00	650	
08/15/2014 07:00	792.3	
08/15/2014 08:00	713.2	
08/15/2014 09:00	695.6	
08/15/2014 10:00	789.3	
08/15/2014 11:00	762.8	
08/15/2014 12:00	845.3	
08/15/2014 13:00	944.3	
08/15/2014 14:00	909.6	

	Units 1&2 Combined	
Time	(Part 60 Data)	Day Count
08/15/2014 15:00	769.3	
08/15/2014 16:00	887.2	
08/15/2014 17:00	990.7	
08/15/2014 18:00	925.8	
08/15/2014 19:00	729.8	
08/15/2014 20:00	562.4	
08/15/2014 21:00	535	
08/15/2014 22:00	666.5	
08/15/2014 23:00	664.9	981 918.5
08/16/2014 00:00	754.8	
08/16/2014 01:00	508.9	
08/16/2014 02:00	453.3	
08/16/2014 03:00	573.5	
08/16/2014 04:00	607.2	
08/16/2014 05:00	495.8	
08/16/2014 06:00	549.5	
08/16/2014 07:00	714.7	
08/16/2014 08:00	627.6	
08/16/2014 09:00	704.3	
08/16/2014 10:00	782.2	
08/16/2014 11:00	760.1	
08/16/2014 12:00	708.4	
08/16/2014 13:00	792.4	
08/16/2014 14:00	746.8	
08/16/2014 15:00	748.3	
08/16/2014 16:00	837.1	
08/16/2014 17:00	668.5	
08/16/2014 18:00	728.3	
08/16/2014 19:00	772	
08/16/2014 20:00	689.3	
08/16/2014 21:00	578	
08/16/2014 22:00	566.8	
08/16/2014 23:00	453.2	982 903.0
08/17/2014 00:00	535.2	
08/17/2014 01:00	471	
08/17/2014 02:00	480	
08/17/2014 03:00	598.5	
08/17/2014 04:00	552.6	
08/17/2014 05:00	530	
08/17/2014 06:00	543.7	
08/17/2014 07:00	656.6	
08/17/2014 08:00	610.4	
08/17/2014 09:00	764.8	
08/17/2014 10:00	734.8	
08/17/2014 11:00	706.8	

Time	Units 1&2 Combined	
	(Part 60 Data)	Day Count
08/17/2014 12:00	884.7	
08/17/2014 13:00	844.7	
08/17/2014 14:00	829.5	
08/17/2014 15:00	875.5	
08/17/2014 16:00	882.2	
08/17/2014 17:00	815	
08/17/2014 18:00	833.1	
08/17/2014 19:00	890.6	
08/17/2014 20:00	805.6	
08/17/2014 21:00	626.5	
08/17/2014 22:00	696.1	
08/17/2014 23:00	576.2	983
08/18/2014 00:00	480.7	896.3
08/18/2014 01:00	497.8	
08/18/2014 02:00	427.2	
08/18/2014 03:00	479.7	
08/18/2014 04:00	674.1	
08/18/2014 05:00	630.7	
08/18/2014 06:00	678.3	
08/18/2014 07:00	896.4	
08/18/2014 08:00	711.1	
08/18/2014 09:00	885.1	
08/18/2014 10:00	721.1	
08/18/2014 11:00	692.9	
08/18/2014 12:00	900.9	
08/18/2014 13:00	788.8	
08/18/2014 14:00	575	
08/18/2014 15:00	475.9	
08/18/2014 16:00	503.2	
08/18/2014 17:00	584.4	
08/18/2014 18:00	580.3	
08/18/2014 19:00	745.7	
08/18/2014 20:00	611.4	
08/18/2014 21:00	634.5	
08/18/2014 22:00	811.9	
08/18/2014 23:00	656.4	984
08/19/2014 00:00	353.3	887.8
08/19/2014 01:00	32.5	
08/19/2014 02:00	44.1	
08/19/2014 03:00	20.4	
08/19/2014 04:00	0	
08/19/2014 05:00	513.7	
08/19/2014 06:00	735.2	
08/19/2014 07:00	848.1	
08/19/2014 08:00	579.6	

Time	Units 1&2 Combined	
	(Part 60 Data)	Day Count
08/19/2014 09:00	823.4	
08/19/2014 10:00	1113.7	
08/19/2014 11:00	939.4	
08/19/2014 12:00	626	
08/19/2014 13:00	882.1	
08/19/2014 14:00	930	
08/19/2014 15:00	820.4	
08/19/2014 16:00	0	
08/19/2014 17:00	0	
08/19/2014 18:00	0	
08/19/2014 19:00	0	
08/19/2014 20:00	0	
08/19/2014 21:00	0	
08/19/2014 22:00	0	
08/19/2014 23:00	0	985 878.7
08/20/2014 00:00	0	
08/20/2014 01:00	0	
08/20/2014 02:00	0	
08/20/2014 03:00	0	
08/20/2014 04:00	0	
08/20/2014 05:00	211.9	
08/20/2014 06:00	193.5	
08/20/2014 07:00	254.2	
08/20/2014 08:00	340.2	
08/20/2014 09:00	383.5	
08/20/2014 10:00	454.4	
08/20/2014 11:00	446.7	
08/20/2014 12:00	316.6	
08/20/2014 13:00	448.1	
08/20/2014 14:00	706.6	
08/20/2014 15:00	459.1	
08/20/2014 16:00	237.3	
08/20/2014 17:00	409.7	
08/20/2014 18:00	373.2	
08/20/2014 19:00	329.8	
08/20/2014 20:00	414.5	
08/20/2014 21:00	456.3	
08/20/2014 22:00	567.3	
08/20/2014 23:00	730.9	986 861.2
08/21/2014 00:00	983.7	
08/21/2014 01:00	1088.1	
08/21/2014 02:00	881.1	
08/21/2014 03:00	737.7	
08/21/2014 04:00	996.5	
08/21/2014 05:00	1025.8	

Time	Units 1&2 Combined	
	(Part 60 Data)	Day Count
08/21/2014 06:00	803.1	
08/21/2014 07:00	790.8	
08/21/2014 08:00	722.3	
08/21/2014 09:00	965	
08/21/2014 10:00	1373.3	
08/21/2014 11:00	1518.4	
08/21/2014 12:00	1177.7	
08/21/2014 13:00	1235.4	
08/21/2014 14:00	1215.2	
08/21/2014 15:00	1493.7	
08/21/2014 16:00	1287.2	
08/21/2014 17:00	1013.7	
08/21/2014 18:00	938.7	
08/21/2014 19:00	1270.3	
08/21/2014 20:00	1272.7	
08/21/2014 21:00	1099.7	
08/21/2014 22:00	1110.2	
08/21/2014 23:00	978.1	987
08/22/2014 00:00	1115.4	858.6
08/22/2014 01:00	1056.6	
08/22/2014 02:00	995.8	
08/22/2014 03:00	1053.8	
08/22/2014 04:00	1043	
08/22/2014 05:00	1152.2	
08/22/2014 06:00	1040.9	
08/22/2014 07:00	1151.2	
08/22/2014 08:00	1117.9	
08/22/2014 09:00	1338.2	
08/22/2014 10:00	982.9	
08/22/2014 11:00	923	
08/22/2014 12:00	903.4	
08/22/2014 13:00	971.3	
08/22/2014 14:00	1022.9	
08/22/2014 15:00	1169.1	
08/22/2014 16:00	1313.1	
08/22/2014 17:00	1251.6	
08/22/2014 18:00	1454.8	
08/22/2014 19:00	1360.3	
08/22/2014 20:00	1423.4	
08/22/2014 21:00	1325.9	
08/22/2014 22:00	1234.7	
08/22/2014 23:00	877.1	988
08/23/2014 00:00	1041.9	854.5
08/23/2014 01:00	1116.1	
08/23/2014 02:00	908.7	

Time	Units 1&2 Combined	
	(Part 60 Data)	Day Count
08/23/2014 03:00	1192.1	
08/23/2014 04:00	1274.3	
08/23/2014 05:00	1047	
08/23/2014 06:00	1159.3	
08/23/2014 07:00	1243.6	
08/23/2014 08:00	1085	
08/23/2014 09:00	1269.6	
08/23/2014 10:00	1218.7	
08/23/2014 11:00	1001.2	
08/23/2014 12:00	1719.3	
08/23/2014 13:00	1286.5	
08/23/2014 14:00	655.2	
08/23/2014 15:00	687.7	
08/23/2014 16:00	651	
08/23/2014 17:00	298.2	
08/23/2014 18:00	590.6	
08/23/2014 19:00	795.5	
08/23/2014 20:00	515.1	
08/23/2014 21:00	667.3	
08/23/2014 22:00	740.4	
08/23/2014 23:00	508.5	989 849.9
08/24/2014 00:00	727.7	
08/24/2014 01:00	610.6	
08/24/2014 02:00	586	
08/24/2014 03:00	687.3	
08/24/2014 04:00	591.2	
08/24/2014 05:00	717.3	
08/24/2014 06:00	737.3	
08/24/2014 07:00	1072.1	
08/24/2014 08:00	1306.6	
08/24/2014 09:00	1208.2	
08/24/2014 10:00	1567.4	
08/24/2014 11:00	1913.5	
08/24/2014 12:00	1730.1	
08/24/2014 13:00	1346.2	
08/24/2014 14:00	1336.3	
08/24/2014 15:00	1785.5	
08/24/2014 16:00	3040.9	
08/24/2014 17:00	2621.4	
08/24/2014 18:00	2314.2	
08/24/2014 19:00	1848.7	
08/24/2014 20:00	1921	
08/24/2014 21:00	1558	
08/24/2014 22:00	1491.1	
08/24/2014 23:00	1212.8	990 868.6

	Units 1&2 Combined	
Time	(Part 60 Data)	Day Count
08/25/2014 00:00	1098	
08/25/2014 01:00	929.8	
08/25/2014 02:00	864.3	
08/25/2014 03:00	895.1	
08/25/2014 04:00	1309.8	
08/25/2014 05:00	1293.9	
08/25/2014 06:00	1266.4	
08/25/2014 07:00	1720.9	
08/25/2014 08:00	1841.5	
08/25/2014 09:00	2094.5	
08/25/2014 10:00	1787.6	
08/25/2014 11:00	1912.5	
08/25/2014 12:00	1909.4	
08/25/2014 13:00	1946	
08/25/2014 14:00	2020	
08/25/2014 15:00	1976.6	
08/25/2014 16:00	2007.7	
08/25/2014 17:00	1959.1	
08/25/2014 18:00	2011	
08/25/2014 19:00	2090	
08/25/2014 20:00	2092.8	
08/25/2014 21:00	1583.8	
08/25/2014 22:00	1291.7	
08/25/2014 23:00	975.3	991 888.5
08/26/2014 00:00	1021.9	
08/26/2014 01:00	735.9	
08/26/2014 02:00	761.7	
08/26/2014 03:00	802.7	
08/26/2014 04:00	846.1	
08/26/2014 05:00	1349.2	
08/26/2014 06:00	1106.6	
08/26/2014 07:00	1372.5	
08/26/2014 08:00	1538.9	
08/26/2014 09:00	1557.2	
08/26/2014 10:00	1724.1	
08/26/2014 11:00	1648.4	
08/26/2014 12:00	1582.2	
08/26/2014 13:00	1392.8	
08/26/2014 14:00	1439.9	
08/26/2014 15:00	1535	
08/26/2014 16:00	1663.8	
08/26/2014 17:00	1591	
08/26/2014 18:00	1565.8	
08/26/2014 19:00	1678.9	
08/26/2014 20:00	1794.3	

Time	Units 1&2 Combined	
	(Part 60 Data)	Day Count
08/26/2014 21:00	1317.1	
08/26/2014 22:00	1182.2	
08/26/2014 23:00	1072.3	992
08/27/2014 00:00	1048.4	897.1
08/27/2014 01:00	765.5	
08/27/2014 02:00	688.9	
08/27/2014 03:00	742.1	
08/27/2014 04:00	934.1	
08/27/2014 05:00	1423.1	
08/27/2014 06:00	1189.3	
08/27/2014 07:00	1226.4	
08/27/2014 08:00	1461.2	
08/27/2014 09:00	1334.8	
08/27/2014 10:00	1631.2	
08/27/2014 11:00	1620.9	
08/27/2014 12:00	1578.6	
08/27/2014 13:00	1558.6	
08/27/2014 14:00	1559.2	
08/27/2014 15:00	1641.1	
08/27/2014 16:00	1654.8	
08/27/2014 17:00	1631.2	
08/27/2014 18:00	1539	
08/27/2014 19:00	1611.7	
08/27/2014 20:00	1617.6	
08/27/2014 21:00	1210.1	
08/27/2014 22:00	1285.8	
08/27/2014 23:00	1216	993
08/28/2014 00:00	1219.2	911.5
08/28/2014 01:00	1124.8	
08/28/2014 02:00	962.5	
08/28/2014 03:00	1099.1	
08/28/2014 04:00	1461	
08/28/2014 05:00	1531.6	
08/28/2014 06:00	1276	
08/28/2014 07:00	1387.5	
08/28/2014 08:00	1509.2	
08/28/2014 09:00	1287.2	
08/28/2014 10:00	1754	
08/28/2014 11:00	1466.1	
08/28/2014 12:00	1628.1	
08/28/2014 13:00	1696.3	
08/28/2014 14:00	1687	
08/28/2014 15:00	1663.7	
08/28/2014 16:00	1646.8	
08/28/2014 17:00	1605.7	

Time	Units 1&2 Combined	
	(Part 60 Data)	Day Count
08/28/2014 18:00	1350.8	
08/28/2014 19:00	1794.9	
08/28/2014 20:00	1391.4	
08/28/2014 21:00	1168.3	
08/28/2014 22:00	995.9	
08/28/2014 23:00	864.3	994 932.5
08/29/2014 00:00	1004.1	
08/29/2014 01:00	831.9	
08/29/2014 02:00	803.8	
08/29/2014 03:00	948.4	
08/29/2014 04:00	418.5	
08/29/2014 05:00	544.1	
08/29/2014 06:00	565.8	
08/29/2014 07:00	1009.3	
08/29/2014 08:00	1271.3	
08/29/2014 09:00	1167.7	
08/29/2014 10:00	1223.5	
08/29/2014 11:00	1553.1	
08/29/2014 12:00	1780.2	
08/29/2014 13:00	1646.6	
08/29/2014 14:00	1594.7	
08/29/2014 15:00	1713.1	
08/29/2014 16:00	1766.3	
08/29/2014 17:00	1727.9	
08/29/2014 18:00	1578.7	
08/29/2014 19:00	2524.8	
08/29/2014 20:00	3380.6	
08/29/2014 21:00	943.3	
08/29/2014 22:00	1050.2	
08/29/2014 23:00	953.7	995 945.6
08/30/2014 00:00	819	
08/30/2014 01:00	615.6	
08/30/2014 02:00	616.6	
08/30/2014 03:00	461	
08/30/2014 04:00	1103.5	
08/30/2014 05:00	1126	
08/30/2014 06:00	1045.7	
08/30/2014 07:00	1191.5	
08/30/2014 08:00	1413.5	
08/30/2014 09:00	1218.6	
08/30/2014 10:00	1344.3	
08/30/2014 11:00	1561.6	
08/30/2014 12:00	1539.5	
08/30/2014 13:00	1555.4	
08/30/2014 14:00	1523.7	

	Units 1&2 Combined	
Time	(Part 60 Data)	Day Count
08/30/2014 15:00	1560	
08/30/2014 16:00	1615.7	
08/30/2014 17:00	1489	
08/30/2014 18:00	1316.6	
08/30/2014 19:00	1722.6	
08/30/2014 20:00	1371.2	
08/30/2014 21:00	1326	
08/30/2014 22:00	1298.6	
08/30/2014 23:00	1126.6	996 960.2
08/31/2014 00:00	1236.3	
08/31/2014 01:00	1141	
08/31/2014 02:00	937.5	
08/31/2014 03:00	1212.6	
08/31/2014 04:00	1133.3	
08/31/2014 05:00	1106.9	
08/31/2014 06:00	1087.8	
08/31/2014 07:00	1485.7	
08/31/2014 08:00	1310.1	
08/31/2014 09:00	1359.4	
08/31/2014 10:00	1802	
08/31/2014 11:00	1395	
08/31/2014 12:00	1552	
08/31/2014 13:00	1635.9	
08/31/2014 14:00	1461.3	
08/31/2014 15:00	1761.7	
08/31/2014 16:00	1592.7	
08/31/2014 17:00	1485.8	
08/31/2014 18:00	1429.7	
08/31/2014 19:00	1637.4	
08/31/2014 20:00	1600.1	
08/31/2014 21:00	1228.9	
08/31/2014 22:00	1247.9	
08/31/2014 23:00	1297.8	997 977.0
09/01/2014 00:00	1195.7	
09/01/2014 01:00	1003.4	
09/01/2014 02:00	997.4	
09/01/2014 03:00	757.4	
09/01/2014 04:00	719.2	
09/01/2014 05:00	806.2	
09/01/2014 06:00	591.4	
09/01/2014 07:00	777.9	
09/01/2014 08:00	1162.4	
09/01/2014 09:00	1787.3	
09/01/2014 10:00	2104.3	
09/01/2014 11:00	1946.4	

Time	Units 1&2 Combined	
	(Part 60 Data)	Day Count
09/01/2014 12:00	2398.9	
09/01/2014 13:00	2427.7	
09/01/2014 14:00	2250.8	
09/01/2014 15:00	2196.1	
09/01/2014 16:00	1588.1	
09/01/2014 17:00	1578	
09/01/2014 18:00	1612.8	
09/01/2014 19:00	1628.4	
09/01/2014 20:00	1641.3	
09/01/2014 21:00	1362.9	
09/01/2014 22:00	1074.2	
09/01/2014 23:00	883	998 997.3
09/02/2014 00:00	1042.9	
09/02/2014 01:00	875.6	
09/02/2014 02:00	871	
09/02/2014 03:00	961.5	
09/02/2014 04:00	1031.4	
09/02/2014 05:00	1305.2	
09/02/2014 06:00	1282.3	
09/02/2014 07:00	1388.2	
09/02/2014 08:00	1309.5	
09/02/2014 09:00	1356.3	
09/02/2014 10:00	1665.5	
09/02/2014 11:00	1759.2	
09/02/2014 12:00	1499.2	
09/02/2014 13:00	1696.7	
09/02/2014 14:00	1604.5	
09/02/2014 15:00	1596.4	
09/02/2014 16:00	1586.2	
09/02/2014 17:00	1620.2	
09/02/2014 18:00	1548.1	
09/02/2014 19:00	1510.2	
09/02/2014 20:00	1533.6	
09/02/2014 21:00	984.2	
09/02/2014 22:00	1042.2	
09/02/2014 23:00	993.6	999 1023.0
09/03/2014 00:00	1034.3	
09/03/2014 01:00	866.6	
09/03/2014 02:00	884.4	
09/03/2014 03:00	980.3	
09/03/2014 04:00	1042	
09/03/2014 05:00	1621.5	
09/03/2014 06:00	1338.2	
09/03/2014 07:00	1438.6	
09/03/2014 08:00	1560.9	

Time	Units 1&2 Combined	
	(Part 60 Data)	Day Count
09/03/2014 09:00	1507.5	
09/03/2014 10:00	1553.6	
09/03/2014 11:00	1519	
09/03/2014 12:00	1743	
09/03/2014 13:00	1779.6	
09/03/2014 14:00	1756.6	
09/03/2014 15:00	1845.4	
09/03/2014 16:00	1988.5	
09/03/2014 17:00	1985.7	
09/03/2014 18:00	1795	
09/03/2014 19:00	1610.7	
09/03/2014 20:00	1535.1	
09/03/2014 21:00	1546.5	
09/03/2014 22:00	1467.1	
09/03/2014 23:00	1373.6	1000 1057.3
09/04/2014 00:00	1310.3	
09/04/2014 01:00	1269.3	
09/04/2014 02:00	1170	
09/04/2014 03:00	1073.8	
09/04/2014 04:00	1271.7	
09/04/2014 05:00	1286.5	
09/04/2014 06:00	1283.3	
09/04/2014 07:00	1327.5	
09/04/2014 08:00	1354	
09/04/2014 09:00	1504.3	
09/04/2014 10:00	1517.7	
09/04/2014 11:00	1543	
09/04/2014 12:00	1610.5	
09/04/2014 13:00	1403.6	
09/04/2014 14:00	1427.5	
09/04/2014 15:00	1558.8	
09/04/2014 16:00	1527.6	
09/04/2014 17:00	1482	
09/04/2014 18:00	1535.7	
09/04/2014 19:00	1494.3	
09/04/2014 20:00	1534.8	
09/04/2014 21:00	1288	
09/04/2014 22:00	1290.4	
09/04/2014 23:00	1142.7	1001 1077.1
09/05/2014 00:00	1259.4	
09/05/2014 01:00	992	
09/05/2014 02:00	967.1	
09/05/2014 03:00	1189.9	
09/05/2014 04:00	1278.9	
09/05/2014 05:00	1493.9	

Time	Units 1&2 Combined	
	(Part 60 Data)	Day Count
09/05/2014 06:00	1352.2	
09/05/2014 07:00	1508.8	
09/05/2014 08:00	1732.4	
09/05/2014 09:00	1518.9	
09/05/2014 10:00	1666.3	
09/05/2014 11:00	1673.9	
09/05/2014 12:00	1583.1	
09/05/2014 13:00	1443.2	
09/05/2014 14:00	1464.6	
09/05/2014 15:00	1200.2	
09/05/2014 16:00	1228.7	
09/05/2014 17:00	1278.7	
09/05/2014 18:00	1564.4	
09/05/2014 19:00	1688.1	
09/05/2014 20:00	1609.7	
09/05/2014 21:00	1440.3	
09/05/2014 22:00	1386.9	
09/05/2014 23:00	1272.7	1002 1090.3
09/06/2014 00:00	1715.5	
09/06/2014 01:00	1248.4	
09/06/2014 02:00	1097.7	
09/06/2014 03:00	1466.3	
09/06/2014 04:00	1354.8	
09/06/2014 05:00	1296	
09/06/2014 06:00	1520.4	
09/06/2014 07:00	1641.5	
09/06/2014 08:00	1440.7	
09/06/2014 09:00	1571.5	
09/06/2014 10:00	1565.1	
09/06/2014 11:00	1573.2	
09/06/2014 12:00	1633	
09/06/2014 13:00	1545.1	
09/06/2014 14:00	1474.7	
09/06/2014 15:00	1399	
09/06/2014 16:00	1354.1	
09/06/2014 17:00	1472.1	
09/06/2014 18:00	1412.1	
09/06/2014 19:00	1329.3	
09/06/2014 20:00	1448.3	
09/06/2014 21:00	1247.5	
09/06/2014 22:00	1219.1	
09/06/2014 23:00	1148	1003 1104.7
09/07/2014 00:00	1253.2	
09/07/2014 01:00	1073	
09/07/2014 02:00	1061	

	Units 1&2 Combined			
Time	(Part 60 Data)	Day Count		
09/07/2014 03:00	962.6			
09/07/2014 04:00	1068.5			
09/07/2014 05:00	1111.1			
09/07/2014 06:00	795.6			
09/07/2014 07:00	666.4			
09/07/2014 08:00	638.7			
09/07/2014 09:00	636.3			
09/07/2014 10:00	1145.5			
09/07/2014 11:00	1292			
09/07/2014 12:00	1318.6			
09/07/2014 13:00	1393.6			
09/07/2014 14:00	1674.8			
09/07/2014 15:00	1486.3			
09/07/2014 16:00	1544.6			
09/07/2014 17:00	1543.9			
09/07/2014 18:00	1162.8			
09/07/2014 19:00	1666.5			
09/07/2014 20:00	1081.8			
09/07/2014 21:00	1186.4			
09/07/2014 22:00	922.5			
09/07/2014 23:00	847.2	1004		1109.5
09/08/2014 00:00	849.1			
09/08/2014 01:00	703.5			
09/08/2014 02:00	703			
09/08/2014 03:00	912.1			
09/08/2014 04:00	1230.5			
09/08/2014 05:00	1654.1			
09/08/2014 06:00	1272.1			
09/08/2014 07:00	1854.7			
09/08/2014 08:00	1724			
09/08/2014 09:00	1145.3			
09/08/2014 10:00	1406.2			
09/08/2014 11:00	1865.2			
09/08/2014 12:00	1244.7			
09/08/2014 13:00	1488.3			
09/08/2014 14:00	1569.3			
09/08/2014 15:00	1257.2			
09/08/2014 16:00	1311.4			
09/08/2014 17:00	1391.5			
09/08/2014 18:00	1376.6			
09/08/2014 19:00	1401.2			
09/08/2014 20:00	1369.3			
09/08/2014 21:00	1008.5			
09/08/2014 22:00	838.7			
09/08/2014 23:00	1097.7	1005		1117.9

	Units 1&2 Combined	
Time	(Part 60 Data)	Day Count
09/09/2014 00:00	721.5	
09/09/2014 01:00	848.7	
09/09/2014 02:00	652.9	
09/09/2014 03:00	871	
09/09/2014 04:00	964.5	
09/09/2014 05:00	1214.8	
09/09/2014 06:00	1314.6	
09/09/2014 07:00	1281.3	
09/09/2014 08:00	1322	
09/09/2014 09:00	1363.9	
09/09/2014 10:00	1517.5	
09/09/2014 11:00	1633.7	
09/09/2014 12:00	1648.9	
09/09/2014 13:00	1527.6	
09/09/2014 14:00	1576.7	
09/09/2014 15:00	1630	
09/09/2014 16:00	1569	
09/09/2014 17:00	1557.3	
09/09/2014 18:00	1584.3	
09/09/2014 19:00	1618.4	
09/09/2014 20:00	1506.9	
09/09/2014 21:00	1062.1	
09/09/2014 22:00	1207.1	
09/09/2014 23:00	1013.7	1006 1125.5
09/10/2014 00:00	1082.9	
09/10/2014 01:00	1168.3	
09/10/2014 02:00	1070.3	
09/10/2014 03:00	1196.2	
09/10/2014 04:00	1401.9	
09/10/2014 05:00	1490.8	
09/10/2014 06:00	1639.3	
09/10/2014 07:00	1080.5	
09/10/2014 08:00	1483.3	
09/10/2014 09:00	1483.6	
09/10/2014 10:00	1819	
09/10/2014 11:00	1475	
09/10/2014 12:00	1488.9	
09/10/2014 13:00	1612.4	
09/10/2014 14:00	1523.2	
09/10/2014 15:00	1519	
09/10/2014 16:00	1435.2	
09/10/2014 17:00	1412.3	
09/10/2014 18:00	1563.5	
09/10/2014 19:00	1588.8	
09/10/2014 20:00	1451.3	

Time	Units 1&2 Combined	
	(Part 60 Data)	Day Count
09/10/2014 21:00	1206.2	
09/10/2014 22:00	1399.1	
09/10/2014 23:00	1332.7	1007
09/11/2014 00:00	1211.6	1151.2
09/11/2014 01:00	1438.5	
09/11/2014 02:00	1237.8	
09/11/2014 03:00	1365.7	
09/11/2014 04:00	1314.6	
09/11/2014 05:00	1762.4	
09/11/2014 06:00	1601.1	
09/11/2014 07:00	1519.1	
09/11/2014 08:00	1756.8	
09/11/2014 09:00	1556.4	
09/11/2014 10:00	1964.5	
09/11/2014 11:00	1763.5	
09/11/2014 12:00	2610.4	
09/11/2014 13:00	1666	
09/11/2014 14:00	2388.6	
09/11/2014 15:00	1961.2	
09/11/2014 16:00	1222.5	
09/11/2014 17:00	1672	
09/11/2014 18:00	1447.6	
09/11/2014 19:00	1783.6	
09/11/2014 20:00	1558	
09/11/2014 21:00	1292.7	
09/11/2014 22:00	1309.2	
09/11/2014 23:00	1098.9	1008
09/12/2014 00:00	776.7	1177.8
09/12/2014 01:00	774.8	
09/12/2014 02:00	629.8	
09/12/2014 03:00	571	
09/12/2014 04:00	1044.3	
09/12/2014 05:00	956.3	
09/12/2014 06:00	1230.3	
09/12/2014 07:00	1461	
09/12/2014 08:00	1390.9	
09/12/2014 09:00	1524.7	
09/12/2014 10:00	1515.3	
09/12/2014 11:00	1499.1	
09/12/2014 12:00	1585.6	
09/12/2014 13:00	1848.8	
09/12/2014 14:00	1352.5	
09/12/2014 15:00	1715.1	
09/12/2014 16:00	1423.7	
09/12/2014 17:00	1309.9	

Time	Units 1&2 Combined	
	(Part 60 Data)	Day Count
09/12/2014 18:00	1257.8	
09/12/2014 19:00	1141	
09/12/2014 20:00	1183.3	
09/12/2014 21:00	915.6	
09/12/2014 22:00	636.6	
09/12/2014 23:00	631.6	1009
09/13/2014 00:00	722.6	1188.2
09/13/2014 01:00	741.7	
09/13/2014 02:00	669.1	
09/13/2014 03:00	917.9	
09/13/2014 04:00	874.4	
09/13/2014 05:00	921.2	
09/13/2014 06:00	764.9	
09/13/2014 07:00	924.6	
09/13/2014 08:00	1135.3	
09/13/2014 09:00	1065.6	
09/13/2014 10:00	774.5	
09/13/2014 11:00	1003	
09/13/2014 12:00	1002.1	
09/13/2014 13:00	958.8	
09/13/2014 14:00	903.4	
09/13/2014 15:00	884.1	
09/13/2014 16:00	900.8	
09/13/2014 17:00	899.5	
09/13/2014 18:00	991.3	
09/13/2014 19:00	1285.2	
09/13/2014 20:00	662	
09/13/2014 21:00	718.5	
09/13/2014 22:00	944.1	
09/13/2014 23:00	711	1010
09/14/2014 00:00	675.7	1190.0
09/14/2014 01:00	580.3	
09/14/2014 02:00	532.7	
09/14/2014 03:00	591.1	
09/14/2014 04:00	532.9	
09/14/2014 05:00	691.9	
09/14/2014 06:00	756.3	
09/14/2014 07:00	998.1	
09/14/2014 08:00	1264.1	
09/14/2014 09:00	1211.1	
09/14/2014 10:00	1114.1	
09/14/2014 11:00	1119.9	
09/14/2014 12:00	1093.5	
09/14/2014 13:00	1183.3	
09/14/2014 14:00	1019.8	

Time	Units 1&2 Combined	
	(Part 60 Data)	Day Count
09/14/2014 15:00	1314.9	
09/14/2014 16:00	1105	
09/14/2014 17:00	1170.2	
09/14/2014 18:00	1266.6	
09/14/2014 19:00	1534.9	
09/14/2014 20:00	1290.8	
09/14/2014 21:00	1064.1	
09/14/2014 22:00	803.4	
09/14/2014 23:00	548.3	1011 1197.8
09/15/2014 00:00	565.1	
09/15/2014 01:00	559.3	
09/15/2014 02:00	566.8	
09/15/2014 03:00	627	
09/15/2014 04:00	988.4	
09/15/2014 05:00	1360.7	
09/15/2014 06:00	1056.8	
09/15/2014 07:00	1377.6	
09/15/2014 08:00	1911	
09/15/2014 09:00	1590.9	
09/15/2014 10:00	1112.7	
09/15/2014 11:00	1288.3	
09/15/2014 12:00	1281.7	
09/15/2014 13:00	1250.7	
09/15/2014 14:00	802.3	
09/15/2014 15:00	1105.7	
09/15/2014 16:00	1299.8	
09/15/2014 17:00	1474	
09/15/2014 18:00	1768.7	
09/15/2014 19:00	1327.6	
09/15/2014 20:00	728.1	
09/15/2014 21:00	795.2	
09/15/2014 22:00	903.2	
09/15/2014 23:00	592.7	1012 1212.7
09/16/2014 00:00	744.7	
09/16/2014 01:00	642.4	
09/16/2014 02:00	746.4	
09/16/2014 03:00	805	
09/16/2014 04:00	1211.2	
09/16/2014 05:00	1626.4	
09/16/2014 06:00	1469.4	
09/16/2014 07:00	1320.3	
09/16/2014 08:00	1490.4	
09/16/2014 09:00	1202.5	
09/16/2014 10:00	1413.2	
09/16/2014 11:00	1391.2	

	Units 1&2 Combined	
Time	(Part 60 Data)	Day Count
09/16/2014 12:00	1415.9	
09/16/2014 13:00	1142.3	
09/16/2014 14:00	1108.3	
09/16/2014 15:00	1094	
09/16/2014 16:00	1268.1	
09/16/2014 17:00	986.1	
09/16/2014 18:00	1188.7	
09/16/2014 19:00	3051.3	
09/16/2014 20:00	1640.7	
09/16/2014 21:00	804.9	
09/16/2014 22:00	943.2	
09/16/2014 23:00	922.7	1013 1230.9
09/17/2014 00:00	688.1	
09/17/2014 01:00	552.9	
09/17/2014 02:00	567	
09/17/2014 03:00	793.1	
09/17/2014 04:00	1231.2	
09/17/2014 05:00	1139.4	
09/17/2014 06:00	1169.3	
09/17/2014 07:00	849.4	
09/17/2014 08:00	1123.5	
09/17/2014 09:00	1645.4	
09/17/2014 10:00	1647.7	
09/17/2014 11:00	1375.6	
09/17/2014 12:00	1402.5	
09/17/2014 13:00	1424.3	
09/17/2014 14:00	1565.4	
09/17/2014 15:00	1850.2	
09/17/2014 16:00	1648.9	
09/17/2014 17:00	1491.9	
09/17/2014 18:00	1512.9	
09/17/2014 19:00	2054.1	
09/17/2014 20:00	1583.8	
09/17/2014 21:00	1068.9	
09/17/2014 22:00	867.8	
09/17/2014 23:00	733.7	1014 1251.2
09/18/2014 00:00	758	
09/18/2014 01:00	905.8	
09/18/2014 02:00	764.1	
09/18/2014 03:00	1023.2	
09/18/2014 04:00	1078.2	
09/18/2014 05:00	1742.3	
09/18/2014 06:00	1820.5	
09/18/2014 07:00	1248.4	
09/18/2014 08:00	1094.3	

Time	Units 1&2 Combined	
	(Part 60 Data)	Day Count
09/18/2014 09:00	1783	
09/18/2014 10:00	1765.3	
09/18/2014 11:00	1361.4	
09/18/2014 12:00	1782.1	
09/18/2014 13:00	1649.1	
09/18/2014 14:00	1938.4	
09/18/2014 15:00	1725.7	
09/18/2014 16:00	1156.2	
09/18/2014 17:00	1125.4	
09/18/2014 18:00	1273.7	
09/18/2014 19:00	2005.2	
09/18/2014 20:00	1790.3	
09/18/2014 21:00	902.7	
09/18/2014 22:00	990	
09/18/2014 23:00	723.3	1015 1267.9
09/19/2014 00:00	595.6	
09/19/2014 01:00	602.5	
09/19/2014 02:00	416.6	
09/19/2014 03:00	443.6	
09/19/2014 04:00	801.4	
09/19/2014 05:00	1283	
09/19/2014 06:00	1071	
09/19/2014 07:00	1166.7	
09/19/2014 08:00	1008.1	
09/19/2014 09:00	1301.3	
09/19/2014 10:00	1372	
09/19/2014 11:00	1033.6	
09/19/2014 12:00	1065.8	
09/19/2014 13:00	1054.9	
09/19/2014 14:00	1268.8	
09/19/2014 15:00	1124.3	
09/19/2014 16:00	1108.6	
09/19/2014 17:00	949.5	
09/19/2014 18:00	952.8	
09/19/2014 19:00	1216.2	
09/19/2014 20:00	1150.7	
09/19/2014 21:00	937	
09/19/2014 22:00	718.4	
09/19/2014 23:00	662.3	1016 1280.7
09/20/2014 00:00	532.8	
09/20/2014 01:00	317.6	
09/20/2014 02:00	110.4	
09/20/2014 03:00	114.2	
09/20/2014 04:00	162	
09/20/2014 05:00	476.1	

Time	Units 1&2 Combined	
	(Part 60 Data)	Day Count
09/20/2014 06:00	544	
09/20/2014 07:00	632.6	
09/20/2014 08:00	942.1	
09/20/2014 09:00	1118.4	
09/20/2014 10:00	1668.6	
09/20/2014 11:00	1533	
09/20/2014 12:00	1494.8	
09/20/2014 13:00	1649.3	
09/20/2014 14:00	1500.6	
09/20/2014 15:00	1493.5	
09/20/2014 16:00	1640.3	
09/20/2014 17:00	1481.4	
09/20/2014 18:00	1578.1	
09/20/2014 19:00	1508.2	
09/20/2014 20:00	1514	
09/20/2014 21:00	1305	
09/20/2014 22:00	1156.1	
09/20/2014 23:00	811.6	1017 1279.7
09/21/2014 00:00	820.5	
09/21/2014 01:00	355.7	
09/21/2014 02:00	607.4	
09/21/2014 03:00	350.7	
09/21/2014 04:00	376.1	
09/21/2014 05:00	397	
09/21/2014 06:00	405.9	
09/21/2014 07:00	552.7	
09/21/2014 08:00	466.6	
09/21/2014 09:00	377.7	
09/21/2014 10:00	399.4	
09/21/2014 11:00	723.4	
09/21/2014 12:00	878.9	
09/21/2014 13:00	818.4	
09/21/2014 14:00	741.5	
09/21/2014 15:00	765.7	
09/21/2014 16:00	752.8	
09/21/2014 17:00	763.7	
09/21/2014 18:00	745.2	
09/21/2014 19:00	793.2	
09/21/2014 20:00	763.3	
09/21/2014 21:00	615.9	
09/21/2014 22:00	512.3	
09/21/2014 23:00	424.1	1018 1261.8
09/22/2014 00:00	252.4	
09/22/2014 01:00	308.3	
09/22/2014 02:00	291.6	

Time	Units 1&2 Combined	
	(Part 60 Data)	Day Count
09/22/2014 03:00	374.8	
09/22/2014 04:00	521.1	
09/22/2014 05:00	748.2	
09/22/2014 06:00	689.8	
09/22/2014 07:00	779.8	
09/22/2014 08:00	758.9	
09/22/2014 09:00	746.4	
09/22/2014 10:00	711.2	
09/22/2014 11:00	798.4	
09/22/2014 12:00	775.4	
09/22/2014 13:00	847	
09/22/2014 14:00	683.4	
09/22/2014 15:00	555.7	
09/22/2014 16:00	1093.5	
09/22/2014 17:00	730.5	
09/22/2014 18:00	693.2	
09/22/2014 19:00	968.6	
09/22/2014 20:00	660.2	
09/22/2014 21:00	596.7	
09/22/2014 22:00	463.2	
09/22/2014 23:00	254.4	1019
09/23/2014 00:00	164	1251.6
09/23/2014 01:00	211.5	
09/23/2014 02:00	149.8	
09/23/2014 03:00	222.5	
09/23/2014 04:00	342.5	
09/23/2014 05:00	634.9	
09/23/2014 06:00	636.1	
09/23/2014 07:00	619	
09/23/2014 08:00	592.4	
09/23/2014 09:00	626.7	
09/23/2014 10:00	632	
09/23/2014 11:00	655.3	
09/23/2014 12:00	593.6	
09/23/2014 13:00	764.3	
09/23/2014 14:00	712.5	
09/23/2014 15:00	710.6	
09/23/2014 16:00	703.6	
09/23/2014 17:00	637.5	
09/23/2014 18:00	722.9	
09/23/2014 19:00	668.6	
09/23/2014 20:00	473.9	
09/23/2014 21:00	631.9	
09/23/2014 22:00	481.8	
09/23/2014 23:00	268	1020
		1222.3

	Units 1&2 Combined	
Time	(Part 60 Data)	Day Count
09/24/2014 00:00	209.1	
09/24/2014 01:00	162.3	
09/24/2014 02:00	154.8	
09/24/2014 03:00	279	
09/24/2014 04:00	541.3	
09/24/2014 05:00	601.6	
09/24/2014 06:00	770.8	
09/24/2014 07:00	495.6	
09/24/2014 08:00	867.2	
09/24/2014 09:00	638.9	
09/24/2014 10:00	788.7	
09/24/2014 11:00	612.7	
09/24/2014 12:00	730.4	
09/24/2014 13:00	695.3	
09/24/2014 14:00	755	
09/24/2014 15:00	610.2	
09/24/2014 16:00	734.2	
09/24/2014 17:00	656	
09/24/2014 18:00	734.1	
09/24/2014 19:00	702.2	
09/24/2014 20:00	700.5	
09/24/2014 21:00	617.8	
09/24/2014 22:00	643	
09/24/2014 23:00	633.9	1021 1188.2
09/25/2014 00:00	744.6	
09/25/2014 01:00	800.9	
09/25/2014 02:00	648.9	
09/25/2014 03:00	828.7	
09/25/2014 04:00	984.4	
09/25/2014 05:00	1483.3	
09/25/2014 06:00	1364.6	
09/25/2014 07:00	1460.2	
09/25/2014 08:00	1608.3	
09/25/2014 09:00	1309.4	
09/25/2014 10:00	1488.4	
09/25/2014 11:00	1459.3	
09/25/2014 12:00	1538.1	
09/25/2014 13:00	1410.3	
09/25/2014 14:00	1413.5	
09/25/2014 15:00	1483.3	
09/25/2014 16:00	1269.2	
09/25/2014 17:00	1433.6	
09/25/2014 18:00	1451.8	
09/25/2014 19:00	1361.1	
09/25/2014 20:00	1320.1	

Time	Units 1&2 Combined	
	(Part 60 Data)	Day Count
09/25/2014 21:00	1056.5	
09/25/2014 22:00	977.3	
09/25/2014 23:00	1047.7	1022 1185.0
09/26/2014 00:00	1088	
09/26/2014 01:00	893.3	
09/26/2014 02:00	769.3	
09/26/2014 03:00	948.8	
09/26/2014 04:00	1043.8	
09/26/2014 05:00	1434.1	
09/26/2014 06:00	1222.6	
09/26/2014 07:00	1283.3	
09/26/2014 08:00	1565.8	
09/26/2014 09:00	1641.3	
09/26/2014 10:00	1674.9	
09/26/2014 11:00	1612.7	
09/26/2014 12:00	1511.3	
09/26/2014 13:00	1629.4	
09/26/2014 14:00	1441.2	
09/26/2014 15:00	1489.2	
09/26/2014 16:00	1397.3	
09/26/2014 17:00	1484.5	
09/26/2014 18:00	1170.7	
09/26/2014 19:00	1298.5	
09/26/2014 20:00	988.7	
09/26/2014 21:00	1043.6	
09/26/2014 22:00	1029.6	
09/26/2014 23:00	811.6	1023 1182.6
09/27/2014 00:00	724.9	
09/27/2014 01:00	728.3	
09/27/2014 02:00	620.1	
09/27/2014 03:00	413.9	
09/27/2014 04:00	500.1	
09/27/2014 05:00	713.9	
09/27/2014 06:00	633	
09/27/2014 07:00	875.9	
09/27/2014 08:00	1244.8	
09/27/2014 09:00	1147.6	
09/27/2014 10:00	1133.3	
09/27/2014 11:00	946.3	
09/27/2014 12:00	1010.1	
09/27/2014 13:00	1173.7	
09/27/2014 14:00	1059.9	
09/27/2014 15:00	982.1	
09/27/2014 16:00	953.8	
09/27/2014 17:00	722.9	

Time	Units 1&2 Combined	
	(Part 60 Data)	Day Count
09/27/2014 18:00	945.4	
09/27/2014 19:00	1201.3	
09/27/2014 20:00	1098	
09/27/2014 21:00	1032.3	
09/27/2014 22:00	992.4	
09/27/2014 23:00	1014.6	1024
09/28/2014 00:00	915.1	1166.4
09/28/2014 01:00	635.1	
09/28/2014 02:00	478.1	
09/28/2014 03:00	404	
09/28/2014 04:00	313.8	
09/28/2014 05:00	404.3	
09/28/2014 06:00	544.6	
09/28/2014 07:00	710.9	
09/28/2014 08:00	721.9	
09/28/2014 09:00	884.4	
09/28/2014 10:00	920.4	
09/28/2014 11:00	961.1	
09/28/2014 12:00	1020.5	
09/28/2014 13:00	1243.7	
09/28/2014 14:00	1075.4	
09/28/2014 15:00	1541.7	
09/28/2014 16:00	1945.1	
09/28/2014 17:00	1933.8	
09/28/2014 18:00	1803.8	
09/28/2014 19:00	1515.6	
09/28/2014 20:00	1320.6	
09/28/2014 21:00	1107.8	
09/28/2014 22:00	716.2	
09/28/2014 23:00	783.2	1025
09/29/2014 00:00	858	1155.1
09/29/2014 01:00	799.3	
09/29/2014 02:00	750.8	
09/29/2014 03:00	947.6	
09/29/2014 04:00	1207	
09/29/2014 05:00	1846.7	
09/29/2014 06:00	1963.3	
09/29/2014 07:00	1630.6	
09/29/2014 08:00	1429.5	
09/29/2014 09:00	1559.8	
09/29/2014 10:00	1722.5	
09/29/2014 11:00	1641.4	
09/29/2014 12:00	1475.4	
09/29/2014 13:00	1354	
09/29/2014 14:00	1404.7	

	Units 1&2 Combined	
Time	(Part 60 Data)	Day Count
09/29/2014 15:00	1477.4	
09/29/2014 16:00	1432.5	
09/29/2014 17:00	1416.1	
09/29/2014 18:00	1454.7	
09/29/2014 19:00	1409.7	
09/29/2014 20:00	1379.1	
09/29/2014 21:00	1130.6	
09/29/2014 22:00	1016.8	
09/29/2014 23:00	976.7	1026 1158.4
09/30/2014 00:00	926	
09/30/2014 01:00	701.6	
09/30/2014 02:00	461.6	
09/30/2014 03:00	465.8	
09/30/2014 04:00	752.4	
09/30/2014 05:00	1303.9	
09/30/2014 06:00	1495.5	
09/30/2014 07:00	1215.1	
09/30/2014 08:00	1312	
09/30/2014 09:00	1268.4	
09/30/2014 10:00	1306.7	
09/30/2014 11:00	1254.2	
09/30/2014 12:00	1318.7	
09/30/2014 13:00	1299.8	
09/30/2014 14:00	1256.8	
09/30/2014 15:00	1334.3	
09/30/2014 16:00	1278.1	
09/30/2014 17:00	1262.9	
09/30/2014 18:00	1335.7	
09/30/2014 19:00	1266.2	
09/30/2014 20:00	1041.4	
09/30/2014 21:00	1018.5	
09/30/2014 22:00	821.1	
09/30/2014 23:00	653.2	1027 1148.9
10/01/2014 00:00	575.1	
10/01/2014 01:00	580.6	
10/01/2014 02:00	539.5	
10/01/2014 03:00	518.8	
10/01/2014 04:00	412.2	
10/01/2014 05:00	783.4	
10/01/2014 06:00	1280.8	
10/01/2014 07:00	1249.1	
10/01/2014 08:00	940.4	
10/01/2014 09:00	1182.9	
10/01/2014 10:00	2096.9	
10/01/2014 11:00	2109.4	

Time	Units 1&2 Combined	
	(Part 60 Data)	Day Count
10/01/2014 12:00	1207.3	
10/01/2014 13:00	1022.5	
10/01/2014 14:00	820.3	
10/01/2014 15:00	888.4	
10/01/2014 16:00	899.4	
10/01/2014 17:00	904.3	
10/01/2014 18:00	804.8	
10/01/2014 19:00	896	
10/01/2014 20:00	843	
10/01/2014 21:00	615.6	
10/01/2014 22:00	521	
10/01/2014 23:00	515.4	1028 1131.9
10/02/2014 00:00	530.8	
10/02/2014 01:00	492.1	
10/02/2014 02:00	489.2	
10/02/2014 03:00	456.4	
10/02/2014 04:00	577.6	
10/02/2014 05:00	741.9	
10/02/2014 06:00	912.4	
10/02/2014 07:00	609.3	
10/02/2014 08:00	818.1	
10/02/2014 09:00	651.1	
10/02/2014 10:00	677.6	
10/02/2014 11:00	689.7	
10/02/2014 12:00	595.6	
10/02/2014 13:00	809.6	
10/02/2014 14:00	691.9	
10/02/2014 15:00	684.7	
10/02/2014 16:00	775.2	
10/02/2014 17:00	728.1	
10/02/2014 18:00	425.7	
10/02/2014 19:00	419.8	
10/02/2014 20:00	575.3	
10/02/2014 21:00	621	
10/02/2014 22:00	468.9	
10/02/2014 23:00	296.6	1029 1107.8
10/03/2014 00:00	240.1	
10/03/2014 01:00	288.6	
10/03/2014 02:00	276.4	
10/03/2014 03:00	241.2	
10/03/2014 04:00	351.7	
10/03/2014 05:00	498.9	
10/03/2014 06:00	700.1	
10/03/2014 07:00	581.2	
10/03/2014 08:00	641.9	

	Units 1&2 Combined			
Time	(Part 60 Data)	Day Count		
10/03/2014 09:00	546.5			
10/03/2014 10:00	629.7			
10/03/2014 11:00	443.9			
10/03/2014 12:00	357.4			
10/03/2014 13:00	643.8			
10/03/2014 14:00	632.3			
10/03/2014 15:00	580			
10/03/2014 16:00	553.7			
10/03/2014 17:00	550.1			
10/03/2014 18:00	204.7			
10/03/2014 19:00	481.5			
10/03/2014 20:00	462.2			
10/03/2014 21:00	307			
10/03/2014 22:00	273			
10/03/2014 23:00	290.4	1030		1073.1
10/04/2014 00:00	300.7			
10/04/2014 01:00	292			
10/04/2014 02:00	242.1			
10/04/2014 03:00	289.5			
10/04/2014 04:00	308.2			
10/04/2014 05:00	373.5			
10/04/2014 06:00	337.9			
10/04/2014 07:00	378.3			
10/04/2014 08:00	580.1			
10/04/2014 09:00	381.7			
10/04/2014 10:00	420.5			
10/04/2014 11:00	544.2			
10/04/2014 12:00	462.9			
10/04/2014 13:00	355			
10/04/2014 14:00	406.6			
10/04/2014 15:00	384			
10/04/2014 16:00	417.9			
10/04/2014 17:00	476.6			
10/04/2014 18:00	802.7			
10/04/2014 19:00	984.2			
10/04/2014 20:00	778.1			
10/04/2014 21:00	627.8			
10/04/2014 22:00	539.4			
10/04/2014 23:00	415.5	1031		1042.4
10/05/2014 00:00	445.2			
10/05/2014 01:00	453.3			
10/05/2014 02:00	420.9			
10/05/2014 03:00	279.7			
10/05/2014 04:00	406.4			
10/05/2014 05:00	525.3			

	Units 1&2 Combined	
Time	(Part 60 Data)	Day Count
10/05/2014 06:00	469.3	
10/05/2014 07:00	529.2	
10/05/2014 08:00	523.5	
10/05/2014 09:00	483.9	
10/05/2014 10:00	400	
10/05/2014 11:00	428.6	
10/05/2014 12:00	391.4	
10/05/2014 13:00	337.6	
10/05/2014 14:00	371.4	
10/05/2014 15:00	446.6	
10/05/2014 16:00	453.7	
10/05/2014 17:00	573.2	
10/05/2014 18:00	955	
10/05/2014 19:00	777.3	
10/05/2014 20:00	513.7	
10/05/2014 21:00	468.7	
10/05/2014 22:00	433.2	
10/05/2014 23:00	302.2	1032 1011.3
10/06/2014 00:00	288.1	
10/06/2014 01:00	250.9	
10/06/2014 02:00	239	
10/06/2014 03:00	329.5	
10/06/2014 04:00	504.6	
10/06/2014 05:00	754.6	
10/06/2014 06:00	687.4	
10/06/2014 07:00	653.4	
10/06/2014 08:00	711.4	
10/06/2014 09:00	730.9	
10/06/2014 10:00	816.1	
10/06/2014 11:00	811.3	
10/06/2014 12:00	808	
10/06/2014 13:00	892	
10/06/2014 14:00	874.1	
10/06/2014 15:00	1029	
10/06/2014 16:00	1046.9	
10/06/2014 17:00	823.1	
10/06/2014 18:00	1198.9	
10/06/2014 19:00	1101.2	
10/06/2014 20:00	899.7	
10/06/2014 21:00	746.2	
10/06/2014 22:00	781.2	
10/06/2014 23:00	612.7	1033 988.2
10/07/2014 00:00	720.5	
10/07/2014 01:00	705.4	
10/07/2014 02:00	471.4	

	Units 1&2 Combined	
Time	(Part 60 Data)	Day Count
10/07/2014 03:00	652.4	
10/07/2014 04:00	1087.1	
10/07/2014 05:00	1558.9	
10/07/2014 06:00	1538	
10/07/2014 07:00	1266.9	
10/07/2014 08:00	1237.7	
10/07/2014 09:00	1582.1	
10/07/2014 10:00	1336.1	
10/07/2014 11:00	1091.7	
10/07/2014 12:00	1334.9	
10/07/2014 13:00	1336.1	
10/07/2014 14:00	1346	
10/07/2014 15:00	1191.9	
10/07/2014 16:00	819.9	
10/07/2014 17:00	566.5	
10/07/2014 18:00	698.6	
10/07/2014 19:00	893.1	
10/07/2014 20:00	1051.8	
10/07/2014 21:00	683.1	
10/07/2014 22:00	732.7	
10/07/2014 23:00	674.3	1034 984.1
10/08/2014 00:00	650.8	
10/08/2014 01:00	607.9	
10/08/2014 02:00	569.7	
10/08/2014 03:00	502.2	
10/08/2014 04:00	438.1	
10/08/2014 05:00	633.3	
10/08/2014 06:00	715.7	
10/08/2014 07:00	833.1	
10/08/2014 08:00	972.6	
10/08/2014 09:00	1006.6	
10/08/2014 10:00	958.9	
10/08/2014 11:00	743.8	
10/08/2014 12:00	953	
10/08/2014 13:00	766.5	
10/08/2014 14:00	705.3	
10/08/2014 15:00	546	
10/08/2014 16:00	523.1	
10/08/2014 17:00	525.2	
10/08/2014 18:00	696.6	
10/08/2014 19:00	750.5	
10/08/2014 20:00	539.1	
10/08/2014 21:00	330.1	
10/08/2014 22:00	436.7	
10/08/2014 23:00	281.4	1035 963.3

	Units 1&2 Combined	
Time	(Part 60 Data)	Day Count
10/09/2014 00:00	331.5	
10/09/2014 01:00	304.7	
10/09/2014 02:00	260.9	
10/09/2014 03:00	381.4	
10/09/2014 04:00	465.5	
10/09/2014 05:00	598.1	
10/09/2014 06:00	882.8	
10/09/2014 07:00	789.3	
10/09/2014 08:00	804.6	
10/09/2014 09:00	837.2	
10/09/2014 10:00	838.8	
10/09/2014 11:00	866.2	
10/09/2014 12:00	846.4	
10/09/2014 13:00	756.8	
10/09/2014 14:00	720.1	
10/09/2014 15:00	762.9	
10/09/2014 16:00	817.2	
10/09/2014 17:00	611.6	
10/09/2014 18:00	804.7	
10/09/2014 19:00	772.1	
10/09/2014 20:00	730.2	
10/09/2014 21:00	484.6	
10/09/2014 22:00	439.4	
10/09/2014 23:00	415.1	1036 941.5
10/10/2014 00:00	351.2	
10/10/2014 01:00	249	
10/10/2014 02:00	181.5	
10/10/2014 03:00	252.7	
10/10/2014 04:00	443.1	
10/10/2014 05:00	682.6	
10/10/2014 06:00	716.1	
10/10/2014 07:00	562.6	
10/10/2014 08:00	570.2	
10/10/2014 09:00	825.2	
10/10/2014 10:00	860.8	
10/10/2014 11:00	902.8	
10/10/2014 12:00	898.3	
10/10/2014 13:00	809.5	
10/10/2014 14:00	861.9	
10/10/2014 15:00	897.6	
10/10/2014 16:00	862.4	
10/10/2014 17:00	741	
10/10/2014 18:00	1130	
10/10/2014 19:00	1116.5	
10/10/2014 20:00	1035	

Time	Units 1&2 Combined	
	(Part 60 Data)	Day Count
10/10/2014 21:00	664.1	
10/10/2014 22:00	410	
10/10/2014 23:00	475	1037
10/11/2014 00:00	408.3	917.3
10/11/2014 01:00	332.1	
10/11/2014 02:00	361.4	
10/11/2014 03:00	354.4	
10/11/2014 04:00	407.4	
10/11/2014 05:00	707.8	
10/11/2014 06:00	675.7	
10/11/2014 07:00	600.6	
10/11/2014 08:00	747.2	
10/11/2014 09:00	893.5	
10/11/2014 10:00	829.9	
10/11/2014 11:00	781.3	
10/11/2014 12:00	786.7	
10/11/2014 13:00	812.6	
10/11/2014 14:00	658.9	
10/11/2014 15:00	760	
10/11/2014 16:00	738.5	
10/11/2014 17:00	668.9	
10/11/2014 18:00	664.8	
10/11/2014 19:00	700.6	
10/11/2014 20:00	697.6	
10/11/2014 21:00	647.6	
10/11/2014 22:00	457.1	
10/11/2014 23:00	258.6	1038
10/12/2014 00:00	263.5	884.6
10/12/2014 01:00	280.3	
10/12/2014 02:00	243.5	
10/12/2014 03:00	239.6	
10/12/2014 04:00	226.1	
10/12/2014 05:00	425.2	
10/12/2014 06:00	333.9	
10/12/2014 07:00	442.6	
10/12/2014 08:00	655.2	
10/12/2014 09:00	590.6	
10/12/2014 10:00	552.3	
10/12/2014 11:00	563.2	
10/12/2014 12:00	532.1	
10/12/2014 13:00	396.8	
10/12/2014 14:00	337.8	
10/12/2014 15:00	371.7	
10/12/2014 16:00	500.8	
10/12/2014 17:00	569.2	

Time	Units 1&2 Combined	
	(Part 60 Data)	Day Count
10/12/2014 18:00	800.7	
10/12/2014 19:00	511.3	
10/12/2014 20:00	394	
10/12/2014 21:00	383.7	
10/12/2014 22:00	371.7	
10/12/2014 23:00	327	1039
10/13/2014 00:00	272.8	859.5
10/13/2014 01:00	272.6	
10/13/2014 02:00	261.8	
10/13/2014 03:00	287.3	
10/13/2014 04:00	361.4	
10/13/2014 05:00	578.4	
10/13/2014 06:00	770.8	
10/13/2014 07:00	698.2	
10/13/2014 08:00	753.3	
10/13/2014 09:00	778	
10/13/2014 10:00	812.8	
10/13/2014 11:00	771.1	
10/13/2014 12:00	728.2	
10/13/2014 13:00	685.7	
10/13/2014 14:00	630.8	
10/13/2014 15:00	680.3	
10/13/2014 16:00	629.1	
10/13/2014 17:00	704.5	
10/13/2014 18:00	777.3	
10/13/2014 19:00	866.4	
10/13/2014 20:00	994.4	
10/13/2014 21:00	694	
10/13/2014 22:00	485.4	
10/13/2014 23:00	454.8	1040
10/14/2014 00:00	421.3	850.6
10/14/2014 01:00	365	
10/14/2014 02:00	333.7	
10/14/2014 03:00	393.1	
10/14/2014 04:00	564.1	
10/14/2014 05:00	949.4	
10/14/2014 06:00	1016.1	
10/14/2014 07:00	933.8	
10/14/2014 08:00	1034.7	
10/14/2014 09:00	1163	
10/14/2014 10:00	1128.1	
10/14/2014 11:00	1125	
10/14/2014 12:00	1074	
10/14/2014 13:00	1041.7	
10/14/2014 14:00	904.9	

	Units 1&2 Combined	
Time	(Part 60 Data)	Day Count
10/14/2014 15:00	862.2	
10/14/2014 16:00	1160.7	
10/14/2014 17:00	895.5	
10/14/2014 18:00	778.1	
10/14/2014 19:00	501.7	
10/14/2014 20:00	547.6	
10/14/2014 21:00	224	
10/14/2014 22:00	120	
10/14/2014 23:00	81	1041 842.5
10/15/2014 00:00	49.9	
10/15/2014 01:00	61.5	
10/15/2014 02:00	166.1	
10/15/2014 03:00	271.9	
10/15/2014 04:00	455.5	
10/15/2014 05:00	839.9	
10/15/2014 06:00	945.5	
10/15/2014 07:00	960	
10/15/2014 08:00	942.1	
10/15/2014 09:00	1065.1	
10/15/2014 10:00	1038.2	
10/15/2014 11:00	1114.1	
10/15/2014 12:00	1082.2	
10/15/2014 13:00	1151.1	
10/15/2014 14:00	1652	
10/15/2014 15:00	1584	
10/15/2014 16:00	1630	
10/15/2014 17:00	1432.7	
10/15/2014 18:00	1319.2	
10/15/2014 19:00	1393.9	
10/15/2014 20:00	1267.1	
10/15/2014 21:00	834.1	
10/15/2014 22:00	606.9	
10/15/2014 23:00	634.5	1042 837.2
10/16/2014 00:00	382.4	
10/16/2014 01:00	368.9	
10/16/2014 02:00	283.2	
10/16/2014 03:00	345.2	
10/16/2014 04:00	481.4	
10/16/2014 05:00	723.2	
10/16/2014 06:00	856.8	
10/16/2014 07:00	716.7	
10/16/2014 08:00	790.2	
10/16/2014 09:00	969.2	
10/16/2014 10:00	740.8	
10/16/2014 11:00	705.9	

	Units 1&2 Combined		
Time	(Part 60 Data)	Day Count	
10/16/2014 12:00	873.5		
10/16/2014 13:00	919.8		
10/16/2014 14:00	511.2		
10/16/2014 15:00	490.2		
10/16/2014 16:00	479.1		
10/16/2014 17:00	468.6		
10/16/2014 18:00	603		
10/16/2014 19:00	637.5		
10/16/2014 20:00	957.1		
10/16/2014 21:00	818.5		
10/16/2014 22:00	474.2		
10/16/2014 23:00	303.8	1043	816.7
10/17/2014 00:00	330.5		
10/17/2014 01:00	214.6		
10/17/2014 02:00	211.2		
10/17/2014 03:00	210.5		
10/17/2014 04:00	332.4		
10/17/2014 05:00	515.9		
10/17/2014 06:00	538.5		
10/17/2014 07:00	672.5		
10/17/2014 08:00	867.7		
10/17/2014 09:00	591.8		
10/17/2014 10:00	454.9		
10/17/2014 11:00	423.3		
10/17/2014 12:00	634.6		
10/17/2014 13:00	613.2		
10/17/2014 14:00	577.8		
10/17/2014 15:00	556.9		
10/17/2014 16:00	456.8		
10/17/2014 17:00	439.7		
10/17/2014 18:00	550.4		
10/17/2014 19:00	563.2		
10/17/2014 20:00	489.3		
10/17/2014 21:00	405.1		
10/17/2014 22:00	338.9		
10/17/2014 23:00	302.5	1044	790.7
10/18/2014 00:00	262.6		
10/18/2014 01:00	238.1		
10/18/2014 02:00	271.5		
10/18/2014 03:00	280		
10/18/2014 04:00	365.4		
10/18/2014 05:00	470.6		
10/18/2014 06:00	472.2		
10/18/2014 07:00	599.6		
10/18/2014 08:00	879.3		

	Units 1&2 Combined	
Time	(Part 60 Data)	Day Count
10/18/2014 09:00	780.7	
10/18/2014 10:00	604	
10/18/2014 11:00	669.2	
10/18/2014 12:00	627.2	
10/18/2014 13:00	449.5	
10/18/2014 14:00	440.7	
10/18/2014 15:00	451.1	
10/18/2014 16:00	393.3	
10/18/2014 17:00	449.2	
10/18/2014 18:00	499.9	
10/18/2014 19:00	787.1	
10/18/2014 20:00	726.2	
10/18/2014 21:00	600.2	
10/18/2014 22:00	556.6	
10/18/2014 23:00	592.9	1045 763.0
10/19/2014 00:00	273.5	
10/19/2014 01:00	334.6	
10/19/2014 02:00	327.2	
10/19/2014 03:00	356.9	
10/19/2014 04:00	395.4	
10/19/2014 05:00	409.6	
10/19/2014 06:00	702.6	
10/19/2014 07:00	595.6	
10/19/2014 08:00	707.2	
10/19/2014 09:00	743.5	
10/19/2014 10:00	472.3	
10/19/2014 11:00	438.8	
10/19/2014 12:00	460.8	
10/19/2014 13:00	593	
10/19/2014 14:00	588.3	
10/19/2014 15:00	562.8	
10/19/2014 16:00	399.3	
10/19/2014 17:00	428.7	
10/19/2014 18:00	731.8	
10/19/2014 19:00	640.5	
10/19/2014 20:00	524.4	
10/19/2014 21:00	453.6	
10/19/2014 22:00	327.2	
10/19/2014 23:00	109.9	1046 746.7
10/20/2014 00:00	64.9	
10/20/2014 01:00	69.3	
10/20/2014 02:00	78	
10/20/2014 03:00	135.5	
10/20/2014 04:00	282.1	
10/20/2014 05:00	507	

	Units 1&2 Combined	
Time	(Part 60 Data)	Day Count
10/20/2014 06:00	711.2	
10/20/2014 07:00	805	
10/20/2014 08:00	901.3	
10/20/2014 09:00	916.5	
10/20/2014 10:00	911.5	
10/20/2014 11:00	936.1	
10/20/2014 12:00	984.6	
10/20/2014 13:00	919.6	
10/20/2014 14:00	1057.8	
10/20/2014 15:00	935.1	
10/20/2014 16:00	947.1	
10/20/2014 17:00	1093.9	
10/20/2014 18:00	1015.4	
10/20/2014 19:00	1019.1	
10/20/2014 20:00	1004.1	
10/20/2014 21:00	745.8	
10/20/2014 22:00	726.6	
10/20/2014 23:00	802.1	1047 736.0
10/21/2014 00:00	701.6	
10/21/2014 01:00	684.7	
10/21/2014 02:00	673.8	
10/21/2014 03:00	780.5	
10/21/2014 04:00	905.7	
10/21/2014 05:00	909.5	
10/21/2014 06:00	981.9	
10/21/2014 07:00	667.1	
10/21/2014 08:00	547.8	
10/21/2014 09:00	323.2	
10/21/2014 10:00	189.5	
10/21/2014 11:00	101.8	
10/21/2014 12:00	100.6	
10/21/2014 13:00	84.4	
10/21/2014 14:00	78.5	
10/21/2014 15:00	75.4	
10/21/2014 16:00	73.2	
10/21/2014 17:00	47.3	
10/21/2014 18:00	96.8	
10/21/2014 19:00	75.4	
10/21/2014 20:00	96.4	
10/21/2014 21:00	201.5	
10/21/2014 22:00	258.3	
10/21/2014 23:00	410.9	1048 728.6
10/22/2014 00:00	434.6	
10/22/2014 01:00	466.4	
10/22/2014 02:00	569.6	

Time	Units 1&2 Combined	
	(Part 60 Data)	Day Count
10/22/2014 03:00	517.5	
10/22/2014 04:00	570.1	
10/22/2014 05:00	557.3	
10/22/2014 06:00	1056.5	
10/22/2014 07:00	897.5	
10/22/2014 08:00	759.6	
10/22/2014 09:00	652.4	
10/22/2014 10:00	953.1	
10/22/2014 11:00	773.7	
10/22/2014 12:00	805.9	
10/22/2014 13:00	603	
10/22/2014 14:00	512.5	
10/22/2014 15:00	329	
10/22/2014 16:00	144.2	
10/22/2014 17:00	114.6	
10/22/2014 18:00	96.7	
10/22/2014 19:00	89.2	
10/22/2014 20:00	94.7	
10/22/2014 21:00	73.7	
10/22/2014 22:00	51.8	
10/22/2014 23:00	25.4	1049 722.8
10/23/2014 00:00	31.8	
10/23/2014 01:00	34.3	
10/23/2014 02:00	18.6	
10/23/2014 03:00	34.9	
10/23/2014 04:00	44.7	
10/23/2014 05:00	63.6	
10/23/2014 06:00	32	
10/23/2014 07:00	0	
10/23/2014 08:00	0	
10/23/2014 09:00	0	
10/23/2014 10:00	0	
10/23/2014 11:00	0	
10/23/2014 12:00	0	
10/23/2014 13:00	0	
10/23/2014 14:00	0	
10/23/2014 15:00	0	
10/23/2014 16:00	0	
10/23/2014 17:00	5.5	
10/23/2014 18:00	29.3	
10/23/2014 19:00	15.4	
10/23/2014 20:00	20.9	
10/23/2014 21:00	43.1	
10/23/2014 22:00	165.9	
10/23/2014 23:00	101.7	1050 715.8

Time	Units 1&2 Combined	
	(Part 60 Data)	Day Count
10/24/2014 00:00	142	
10/24/2014 01:00	152.7	
10/24/2014 02:00	208	
10/24/2014 03:00	301.6	
10/24/2014 04:00	423	
10/24/2014 05:00	607.6	
10/24/2014 06:00	794.8	
10/24/2014 07:00	778.6	
10/24/2014 08:00	927.1	
10/24/2014 09:00	864.6	
10/24/2014 10:00	979.4	
10/24/2014 11:00	886.7	
10/24/2014 12:00	854	
10/24/2014 13:00	655.4	
10/24/2014 14:00	634	
10/24/2014 15:00	238.2	
10/24/2014 16:00	423.9	
10/24/2014 17:00	446.5	
10/24/2014 18:00	602.3	
10/24/2014 19:00	501.9	
10/24/2014 20:00	821.1	
10/24/2014 21:00	458.9	
10/24/2014 22:00	773	
10/24/2014 23:00	777.4	1051 715.7
10/25/2014 00:00	708.8	
10/25/2014 01:00	635.8	
10/25/2014 02:00	710.7	
10/25/2014 03:00	762.2	
10/25/2014 04:00	801.4	
10/25/2014 05:00	686.7	
10/25/2014 06:00	856.8	
10/25/2014 07:00	719	
10/25/2014 08:00	910.7	
10/25/2014 09:00	738.3	
10/25/2014 10:00	818.4	
10/25/2014 11:00	646.6	
10/25/2014 12:00	788.6	
10/25/2014 13:00	669.3	
10/25/2014 14:00	646.3	
10/25/2014 15:00	719.5	
10/25/2014 16:00	684.9	
10/25/2014 17:00	752	
10/25/2014 18:00	754.2	
10/25/2014 19:00	663.3	
10/25/2014 20:00	789.8	

Time	Units 1&2 Combined	
	(Part 60 Data)	Day Count
10/25/2014 21:00	641.3	
10/25/2014 22:00	635.9	
10/25/2014 23:00	558.6	1052
10/26/2014 00:00	575.1	697.9
10/26/2014 01:00	468.2	
10/26/2014 02:00	403	
10/26/2014 03:00	529.3	
10/26/2014 04:00	674.5	
10/26/2014 05:00	569.9	
10/26/2014 06:00	742.3	
10/26/2014 07:00	605.8	
10/26/2014 08:00	812.9	
10/26/2014 09:00	732.5	
10/26/2014 10:00	615.1	
10/26/2014 11:00	632.3	
10/26/2014 12:00	715.9	
10/26/2014 13:00	629.5	
10/26/2014 14:00	678.4	
10/26/2014 15:00	703.3	
10/26/2014 16:00	712.5	
10/26/2014 17:00	595.9	
10/26/2014 18:00	732	
10/26/2014 19:00	631.7	
10/26/2014 20:00	575.6	
10/26/2014 21:00	712.7	
10/26/2014 22:00	541.8	
10/26/2014 23:00	630.6	1053
10/27/2014 00:00	546.1	676.4
10/27/2014 01:00	633	
10/27/2014 02:00	555.5	
10/27/2014 03:00	455.5	
10/27/2014 04:00	494.4	
10/27/2014 05:00	674.8	
10/27/2014 06:00	844.4	
10/27/2014 07:00	795.8	
10/27/2014 08:00	868.9	
10/27/2014 09:00	824.6	
10/27/2014 10:00	853.1	
10/27/2014 11:00	876.6	
10/27/2014 12:00	730.8	
10/27/2014 13:00	860.1	
10/27/2014 14:00	749.2	
10/27/2014 15:00	691.5	
10/27/2014 16:00	721	
10/27/2014 17:00	617.2	

Time	Units 1&2 Combined	
	(Part 60 Data)	Day Count
10/27/2014 18:00	949	
10/27/2014 19:00	798.3	
10/27/2014 20:00	1084	
10/27/2014 21:00	733.6	
10/27/2014 22:00	562	
10/27/2014 23:00	442.1	1054 670.1
10/28/2014 00:00	433.9	
10/28/2014 01:00	500	
10/28/2014 02:00	449.1	
10/28/2014 03:00	359.4	
10/28/2014 04:00	546.5	
10/28/2014 05:00	811.2	
10/28/2014 06:00	976.4	
10/28/2014 07:00	939.2	
10/28/2014 08:00	1021.8	
10/28/2014 09:00	1105.7	
10/28/2014 10:00	1357.5	
10/28/2014 11:00	1364.9	
10/28/2014 12:00	1423.3	
10/28/2014 13:00	1301.1	
10/28/2014 14:00	857.7	
10/28/2014 15:00	489.8	
10/28/2014 16:00	533.3	
10/28/2014 17:00	723.3	
10/28/2014 18:00	1190.6	
10/28/2014 19:00	1231.1	
10/28/2014 20:00	1147.9	
10/28/2014 21:00	882.4	
10/28/2014 22:00	710.6	
10/28/2014 23:00	600.1	1055 665.9
10/29/2014 00:00	559	
10/29/2014 01:00	494.2	
10/29/2014 02:00	429.6	
10/29/2014 03:00	504.5	
10/29/2014 04:00	558.7	
10/29/2014 05:00	780	
10/29/2014 06:00	1139.6	
10/29/2014 07:00	878.8	
10/29/2014 08:00	1042.2	
10/29/2014 09:00	1033.4	
10/29/2014 10:00	861.6	
10/29/2014 11:00	1124.4	
10/29/2014 12:00	1031.2	
10/29/2014 13:00	1034.1	
10/29/2014 14:00	959.6	

Time	Units 1&2 Combined	
	(Part 60 Data)	Day Count
10/29/2014 15:00	1025.8	
10/29/2014 16:00	1339.1	
10/29/2014 17:00	1116.8	
10/29/2014 18:00	1002.2	
10/29/2014 19:00	1030.3	
10/29/2014 20:00	979.5	
10/29/2014 21:00	859	
10/29/2014 22:00	666.8	
10/29/2014 23:00	467.4	1056 649.9
10/30/2014 00:00	581.2	
10/30/2014 01:00	505.2	
10/30/2014 02:00	505.5	
10/30/2014 03:00	637.7	
10/30/2014 04:00	680	
10/30/2014 05:00	866.8	
10/30/2014 06:00	1275	
10/30/2014 07:00	1240.3	
10/30/2014 08:00	1258.7	
10/30/2014 09:00	1212.3	
10/30/2014 10:00	1218.5	
10/30/2014 11:00	1152.5	
10/30/2014 12:00	1029.7	
10/30/2014 13:00	922.7	
10/30/2014 14:00	890.5	
10/30/2014 15:00	908.6	
10/30/2014 16:00	777.8	
10/30/2014 17:00	915.8	
10/30/2014 18:00	991.7	
10/30/2014 19:00	920.6	
10/30/2014 20:00	994	
10/30/2014 21:00	980.3	
10/30/2014 22:00	731.4	
10/30/2014 23:00	797.2	1057 643.8
10/31/2014 00:00	842.9	
10/31/2014 01:00	663.9	
10/31/2014 02:00	728.8	
10/31/2014 03:00	616.2	
10/31/2014 04:00	762.7	
10/31/2014 05:00	782.4	
10/31/2014 06:00	784.6	
10/31/2014 07:00	667.8	
10/31/2014 08:00	822.3	
10/31/2014 09:00	732.6	
10/31/2014 10:00	814.2	
10/31/2014 11:00	645.5	

	Units 1&2 Combined		
Time	(Part 60 Data)	Day Count	
10/31/2014 12:00	713.7		
10/31/2014 13:00	596.7		
10/31/2014 14:00	678.9		
10/31/2014 15:00	779.5		
10/31/2014 16:00	572.5		
10/31/2014 17:00	680.4		
10/31/2014 18:00	624.8		
10/31/2014 19:00	821.9		
10/31/2014 20:00	704.6		
10/31/2014 21:00	599.3		
10/31/2014 22:00	558.2		
10/31/2014 23:00	592.6	1058	636.1
11/01/2014 00:00	530.1		
11/01/2014 01:00	565.2		
11/01/2014 02:00	646.8		
11/01/2014 03:00	507.3		
11/01/2014 04:00	614.7		
11/01/2014 05:00	595.8		
11/01/2014 06:00	677.2		
11/01/2014 07:00	632.5		
11/01/2014 08:00	630.4		
11/01/2014 09:00	659.2		
11/01/2014 10:00	650.4		
11/01/2014 11:00	607.5		
11/01/2014 12:00	683.2		
11/01/2014 13:00	677.9		
11/01/2014 14:00	597.5		
11/01/2014 15:00	681.5		
11/01/2014 16:00	597.4		
11/01/2014 17:00	720.9		
11/01/2014 18:00	540.1		
11/01/2014 19:00	618.7		
11/01/2014 20:00	667.3		
11/01/2014 21:00	680.2		
11/01/2014 22:00	646.2		
11/01/2014 23:00	642.1	1059	636.6
11/02/2014 00:00	658		
11/02/2014 01:00	533.6		
11/02/2014 02:00	621.4		
11/02/2014 03:00	563.4		
11/02/2014 04:00	614		
11/02/2014 05:00	739.3		
11/02/2014 06:00	604.8		
11/02/2014 07:00	593.7		
11/02/2014 08:00	611.8		

	Units 1&2 Combined	
Time	(Part 60 Data)	Day Count
11/02/2014 09:00	630.8	
11/02/2014 10:00	564.2	
11/02/2014 11:00	509.9	
11/02/2014 12:00	559.9	
11/02/2014 13:00	618.9	
11/02/2014 14:00	650.9	
11/02/2014 15:00	664.8	
11/02/2014 16:00	697.7	
11/02/2014 17:00	681.7	
11/02/2014 18:00	666.9	
11/02/2014 19:00	715.5	
11/02/2014 20:00	811.3	
11/02/2014 21:00	823.4	
11/02/2014 22:00	1273.7	
11/02/2014 23:00	1694.1	1060 645.5
11/03/2014 00:00	1463.2	
11/03/2014 01:00	1054.9	
11/03/2014 02:00	1143.7	
11/03/2014 03:00	1157.1	
11/03/2014 04:00	1120.4	
11/03/2014 05:00	1385.8	
11/03/2014 06:00	1550.3	
11/03/2014 07:00	1366.2	
11/03/2014 08:00	1343.2	
11/03/2014 09:00	1308.3	
11/03/2014 10:00	1359	
11/03/2014 11:00	1371.2	
11/03/2014 12:00	1382.6	
11/03/2014 13:00	1405.7	
11/03/2014 14:00	1155.7	
11/03/2014 15:00	1200.4	
11/03/2014 16:00	1564.7	
11/03/2014 17:00	1539.7	
11/03/2014 18:00	1346.1	
11/03/2014 19:00	1388.9	
11/03/2014 20:00	1478.4	
11/03/2014 21:00	1133.6	
11/03/2014 22:00	993.4	
11/03/2014 23:00	869.5	1061 673.7
11/04/2014 00:00	913.8	
11/04/2014 01:00	1277.8	
11/04/2014 02:00	800.8	
11/04/2014 03:00	1106.6	
11/04/2014 04:00	1097	
11/04/2014 05:00	1141.5	

	Units 1&2 Combined	
Time	(Part 60 Data)	Day Count
11/04/2014 06:00	1254.8	
11/04/2014 07:00	1210.7	
11/04/2014 08:00	1478.2	
11/04/2014 09:00	1241.4	
11/04/2014 10:00	1744.6	
11/04/2014 11:00	1291.7	
11/04/2014 12:00	1694.7	
11/04/2014 13:00	1526	
11/04/2014 14:00	1592.3	
11/04/2014 15:00	1371.5	
11/04/2014 16:00	1089.8	
11/04/2014 17:00	645.8	
11/04/2014 18:00	671.7	
11/04/2014 19:00	661	
11/04/2014 20:00	643.2	
11/04/2014 21:00	631.1	
11/04/2014 22:00	492.8	
11/04/2014 23:00	322.3	1062 694.1
11/05/2014 00:00	663.7	
11/05/2014 01:00	443.6	
11/05/2014 02:00	425.2	
11/05/2014 03:00	480.6	
11/05/2014 04:00	577.8	
11/05/2014 05:00	593.1	
11/05/2014 06:00	703.8	
11/05/2014 07:00	663.9	
11/05/2014 08:00	624.5	
11/05/2014 09:00	652.8	
11/05/2014 10:00	675.3	
11/05/2014 11:00	726.1	
11/05/2014 12:00	648	
11/05/2014 13:00	671.8	
11/05/2014 14:00	670.8	
11/05/2014 15:00	657	
11/05/2014 16:00	707.9	
11/05/2014 17:00	655.8	
11/05/2014 18:00	665	
11/05/2014 19:00	703.8	
11/05/2014 20:00	704.7	
11/05/2014 21:00	657	
11/05/2014 22:00	507.2	
11/05/2014 23:00	537.9	1063 690.5
11/06/2014 00:00	671.5	
11/06/2014 01:00	535.7	
11/06/2014 02:00	542	

	Units 1&2 Combined		
Time	(Part 60 Data)	Day Count	
11/06/2014 03:00	570.5		
11/06/2014 04:00	610.1		
11/06/2014 05:00	710.5		
11/06/2014 06:00	825.4		
11/06/2014 07:00	681.2		
11/06/2014 08:00	673.4		
11/06/2014 09:00	764.6		
11/06/2014 10:00	760.7		
11/06/2014 11:00	731.5		
11/06/2014 12:00	748		
11/06/2014 13:00	753.2		
11/06/2014 14:00	754.5		
11/06/2014 15:00	773.1		
11/06/2014 16:00	731.2		
11/06/2014 17:00	611.9		
11/06/2014 18:00	624.4		
11/06/2014 19:00	711.1		
11/06/2014 20:00	712.2		
11/06/2014 21:00	730.2		
11/06/2014 22:00	672.6		
11/06/2014 23:00	498.5	1064	679.0
11/07/2014 00:00	587.2		
11/07/2014 01:00	566.8		
11/07/2014 02:00	553.1		
11/07/2014 03:00	552.6		
11/07/2014 04:00	583.3		
11/07/2014 05:00	505.6		
11/07/2014 06:00	684		
11/07/2014 07:00	890.9		
11/07/2014 08:00	669.8		
11/07/2014 09:00	603.7		
11/07/2014 10:00	662.4		
11/07/2014 11:00	719.1		
11/07/2014 12:00	668.1		
11/07/2014 13:00	581.2		
11/07/2014 14:00	652.3		
11/07/2014 15:00	776.7		
11/07/2014 16:00	678.8		
11/07/2014 17:00	653.7		
11/07/2014 18:00	656.3		
11/07/2014 19:00	674.1		
11/07/2014 20:00	667.6		
11/07/2014 21:00	636.6		
11/07/2014 22:00	671.7		
11/07/2014 23:00	679.4	1065	678.8

Time	Units 1&2 Combined	
	(Part 60 Data)	Day Count
11/08/2014 00:00	654.5	
11/08/2014 01:00	681.6	
11/08/2014 02:00	676	
11/08/2014 03:00	663.4	
11/08/2014 04:00	704.4	
11/08/2014 05:00	639.4	
11/08/2014 06:00	664.3	
11/08/2014 07:00	710	
11/08/2014 08:00	677.8	
11/08/2014 09:00	670.7	
11/08/2014 10:00	649.4	
11/08/2014 11:00	687.7	
11/08/2014 12:00	539.7	
11/08/2014 13:00	648.1	
11/08/2014 14:00	623.6	
11/08/2014 15:00	444.1	
11/08/2014 16:00	365.3	
11/08/2014 17:00	788.2	
11/08/2014 18:00	836	
11/08/2014 19:00	533.8	
11/08/2014 20:00	651.4	
11/08/2014 21:00	582.8	
11/08/2014 22:00	591	
11/08/2014 23:00	435.9	1066 678.2
11/09/2014 00:00	257.9	
11/09/2014 01:00	274	
11/09/2014 02:00	243.7	
11/09/2014 03:00	262.7	
11/09/2014 04:00	267.8	
11/09/2014 05:00	296.4	
11/09/2014 06:00	271.4	
11/09/2014 07:00	284.3	
11/09/2014 08:00	504.7	
11/09/2014 09:00	539.6	
11/09/2014 10:00	354	
11/09/2014 11:00	383.4	
11/09/2014 12:00	705.7	
11/09/2014 13:00	493	
11/09/2014 14:00	540.8	
11/09/2014 15:00	709.9	
11/09/2014 16:00	625.3	
11/09/2014 17:00	773.1	
11/09/2014 18:00	919.4	
11/09/2014 19:00	624	
11/09/2014 20:00	596	

Time	Units 1&2 Combined	
	(Part 60 Data)	Day Count
11/09/2014 21:00	673.9	
11/09/2014 22:00	704.1	
11/09/2014 23:00	463.1	1067
11/10/2014 00:00	703.2	671.6
11/10/2014 01:00	593.1	
11/10/2014 02:00	545.4	
11/10/2014 03:00	971	
11/10/2014 04:00	774.2	
11/10/2014 05:00	530.9	
11/10/2014 06:00	739.8	
11/10/2014 07:00	715.1	
11/10/2014 08:00	534.2	
11/10/2014 09:00	701.6	
11/10/2014 10:00	699.2	
11/10/2014 11:00	645.6	
11/10/2014 12:00	634.8	
11/10/2014 13:00	652	
11/10/2014 14:00	626.2	
11/10/2014 15:00	670	
11/10/2014 16:00	491	
11/10/2014 17:00	656.7	
11/10/2014 18:00	830.1	
11/10/2014 19:00	616.3	
11/10/2014 20:00	619.7	
11/10/2014 21:00	604.8	
11/10/2014 22:00	484	
11/10/2014 23:00	502.3	1068
11/11/2014 00:00	662.6	672.4
11/11/2014 01:00	534.2	
11/11/2014 02:00	539.3	
11/11/2014 03:00	558	
11/11/2014 04:00	636.6	
11/11/2014 05:00	741.1	
11/11/2014 06:00	629.2	
11/11/2014 07:00	644.3	
11/11/2014 08:00	607.8	
11/11/2014 09:00	624.9	
11/11/2014 10:00	669.1	
11/11/2014 11:00	716	
11/11/2014 12:00	642.8	
11/11/2014 13:00	669	
11/11/2014 14:00	670.7	
11/11/2014 15:00	673.5	
11/11/2014 16:00	653.5	
11/11/2014 17:00	610.2	

Time	Units 1&2 Combined	
	(Part 60 Data)	Day Count
11/11/2014 18:00	610.3	
11/11/2014 19:00	687.9	
11/11/2014 20:00	3220	
11/11/2014 21:00	1479.5	
11/11/2014 22:00	563.5	
11/11/2014 23:00	566.6	1069 684.1
11/12/2014 00:00	589.5	
11/12/2014 01:00	616.9	
11/12/2014 02:00	632.3	
11/12/2014 03:00	606.7	
11/12/2014 04:00	656.8	
11/12/2014 05:00	765.1	
11/12/2014 06:00	637.5	
11/12/2014 07:00	636.3	
11/12/2014 08:00	904.3	
11/12/2014 09:00	1032.9	
11/12/2014 10:00	3461.1	
11/12/2014 11:00	5321.8	
11/12/2014 12:00	5543.6	
11/12/2014 13:00	5736.4	
11/12/2014 14:00	5546.2	
11/12/2014 15:00	5452.3	
11/12/2014 16:00	5352.8	
11/12/2014 17:00	5280.9	
11/12/2014 18:00	4906.8	
11/12/2014 19:00	5107.4	
11/12/2014 20:00	5146.8	
11/12/2014 21:00	1761.2	
11/12/2014 22:00	536	
11/12/2014 23:00	1027.4	1070 757.8
11/13/2014 00:00	752.3	
11/13/2014 01:00	581.8	
11/13/2014 02:00	655	
11/13/2014 03:00	723.9	
11/13/2014 04:00	738.3	
11/13/2014 05:00	760.7	
11/13/2014 06:00	709	
11/13/2014 07:00	663.5	
11/13/2014 08:00	657.1	
11/13/2014 09:00	604.5	
11/13/2014 10:00	657.3	
11/13/2014 11:00	737.2	
11/13/2014 12:00	718.1	
11/13/2014 13:00	717.7	
11/13/2014 14:00	1007.3	

	Units 1&2 Combined	
Time	(Part 60 Data)	Day Count
11/13/2014 15:00	1127.1	
11/13/2014 16:00	1406.4	
11/13/2014 17:00	1367.7	
11/13/2014 18:00	1807.9	
11/13/2014 19:00	2291.6	
11/13/2014 20:00	1612.5	
11/13/2014 21:00	1013.6	
11/13/2014 22:00	1302.7	
11/13/2014 23:00	1358.6	1071 766.7
11/14/2014 00:00	1125.2	
11/14/2014 01:00	1128.4	
11/14/2014 02:00	1357	
11/14/2014 03:00	1390.9	
11/14/2014 04:00	1257.7	
11/14/2014 05:00	1435.5	
11/14/2014 06:00	1408.1	
11/14/2014 07:00	1787.7	
11/14/2014 08:00	1596	
11/14/2014 09:00	1448.9	
11/14/2014 10:00	1975.5	
11/14/2014 11:00	1495.7	
11/14/2014 12:00	1534.8	
11/14/2014 13:00	1598.6	
11/14/2014 14:00	1688.3	
11/14/2014 15:00	1660.2	
11/14/2014 16:00	1650	
11/14/2014 17:00	1624.4	
11/14/2014 18:00	1519.5	
11/14/2014 19:00	1717.8	
11/14/2014 20:00	1664.9	
11/14/2014 21:00	1468.2	
11/14/2014 22:00	1769.3	
11/14/2014 23:00	1589.6	1072 787.0
11/15/2014 00:00	1425	
11/15/2014 01:00	1371.7	
11/15/2014 02:00	1551.4	
11/15/2014 03:00	1509.9	
11/15/2014 04:00	1507.3	
11/15/2014 05:00	1493	
11/15/2014 06:00	1303.5	
11/15/2014 07:00	1580.6	
11/15/2014 08:00	1539.6	
11/15/2014 09:00	1461.1	
11/15/2014 10:00	1462.3	
11/15/2014 11:00	1435.2	

	Units 1&2 Combined	
Time	(Part 60 Data)	Day Count
11/15/2014 12:00	1760.1	
11/15/2014 13:00	2833.3	
11/15/2014 14:00	2650.5	
11/15/2014 15:00	1912.5	
11/15/2014 16:00	2294.4	
11/15/2014 17:00	2671.1	
11/15/2014 18:00	2774	
11/15/2014 19:00	2935.3	
11/15/2014 20:00	1911.4	
11/15/2014 21:00	1317	
11/15/2014 22:00	1424.4	
11/15/2014 23:00	1353.7	1073 827.2
11/16/2014 00:00	1413.8	
11/16/2014 01:00	1028.7	
11/16/2014 02:00	1250.2	
11/16/2014 03:00	1294.8	
11/16/2014 04:00	1182.4	
11/16/2014 05:00	1311.2	
11/16/2014 06:00	1240.4	
11/16/2014 07:00	1293.6	
11/16/2014 08:00	1780.3	
11/16/2014 09:00	2426.9	
11/16/2014 10:00	1691.5	
11/16/2014 11:00	1681	
11/16/2014 12:00	1640.5	
11/16/2014 13:00	1681.6	
11/16/2014 14:00	1825.3	
11/16/2014 15:00	1724.5	
11/16/2014 16:00	1804	
11/16/2014 17:00	1774.9	
11/16/2014 18:00	1708.7	
11/16/2014 19:00	1791.9	
11/16/2014 20:00	1683.4	
11/16/2014 21:00	1519.9	
11/16/2014 22:00	1317.3	
11/16/2014 23:00	1403.7	1074 864.1
11/17/2014 00:00	1268.7	
11/17/2014 01:00	1207.2	
11/17/2014 02:00	1070.6	
11/17/2014 03:00	1300.2	
11/17/2014 04:00	1270.1	
11/17/2014 05:00	1504.7	
11/17/2014 06:00	1425.7	
11/17/2014 07:00	1892.3	
11/17/2014 08:00	1598.5	

Time	Units 1&2 Combined	
	(Part 60 Data)	Day Count
11/17/2014 09:00	1689	
11/17/2014 10:00	1718.4	
11/17/2014 11:00	2097.1	
11/17/2014 12:00	2448.7	
11/17/2014 13:00	2131.2	
11/17/2014 14:00	1413.7	
11/17/2014 15:00	1820.1	
11/17/2014 16:00	2490.6	
11/17/2014 17:00	1966.1	
11/17/2014 18:00	1795.3	
11/17/2014 19:00	1821	
11/17/2014 20:00	1576.2	
11/17/2014 21:00	1502	
11/17/2014 22:00	1488.9	
11/17/2014 23:00	1301	1075 902.6
11/18/2014 00:00	1411.6	
11/18/2014 01:00	1455.5	
11/18/2014 02:00	1334.9	
11/18/2014 03:00	1635.3	
11/18/2014 04:00	1637.9	
11/18/2014 05:00	1531.7	
11/18/2014 06:00	1584.9	
11/18/2014 07:00	1600.5	
11/18/2014 08:00	1603.4	
11/18/2014 09:00	1725.6	
11/18/2014 10:00	1765.3	
11/18/2014 11:00	1943	
11/18/2014 12:00	2357.9	
11/18/2014 13:00	2712.1	
11/18/2014 14:00	3541.5	
11/18/2014 15:00	4375.5	
11/18/2014 16:00	2334.7	
11/18/2014 17:00	1826.7	
11/18/2014 18:00	1727.2	
11/18/2014 19:00	1651.5	
11/18/2014 20:00	1534.6	
11/18/2014 21:00	1285.3	
11/18/2014 22:00	1317.7	
11/18/2014 23:00	1458.8	1076 950.2
11/19/2014 00:00	1784.6	
11/19/2014 01:00	1728.8	
11/19/2014 02:00	1556.7	
11/19/2014 03:00	1583.3	
11/19/2014 04:00	1545.1	
11/19/2014 05:00	1659.5	

Time	Units 1&2 Combined	
	(Part 60 Data)	Day Count
11/19/2014 06:00	1336.5	
11/19/2014 07:00	1355.7	
11/19/2014 08:00	1539.4	
11/19/2014 09:00	1883.2	
11/19/2014 10:00	2443.7	
11/19/2014 11:00	2126.3	
11/19/2014 12:00	1791.5	
11/19/2014 13:00	1815.9	
11/19/2014 14:00	1916	
11/19/2014 15:00	2024.3	
11/19/2014 16:00	1947	
11/19/2014 17:00	1867.7	
11/19/2014 18:00	1860.1	
11/19/2014 19:00	1497.7	
11/19/2014 20:00	1210.9	
11/19/2014 21:00	1235.8	
11/19/2014 22:00	1259.3	
11/19/2014 23:00	1152.4	1077 981.9
11/20/2014 00:00	773.3	
11/20/2014 01:00	1218.4	
11/20/2014 02:00	1451.2	
11/20/2014 03:00	1377	
11/20/2014 04:00	1560.2	
11/20/2014 05:00	1513.8	
11/20/2014 06:00	1671.8	
11/20/2014 07:00	1511.4	
11/20/2014 08:00	1559.7	
11/20/2014 09:00	1642.3	
11/20/2014 10:00	1659	
11/20/2014 11:00	1617.3	
11/20/2014 12:00	1411.6	
11/20/2014 13:00	1515.2	
11/20/2014 14:00	1883.1	
11/20/2014 15:00	1910.1	
11/20/2014 16:00	1759.2	
11/20/2014 17:00	1611.8	
11/20/2014 18:00	1769.2	
11/20/2014 19:00	1707.1	
11/20/2014 20:00	1265.4	
11/20/2014 21:00	830.6	
11/20/2014 22:00	635.4	
11/20/2014 23:00	726.6	1078 1017.9
11/21/2014 00:00	1149.8	
11/21/2014 01:00	1628	
11/21/2014 02:00	1846.4	

Time	Units 1&2 Combined	
	(Part 60 Data)	Day Count
11/21/2014 03:00	2086.8	
11/21/2014 04:00	1949.5	
11/21/2014 05:00	1932.8	
11/21/2014 06:00	1958.7	
11/21/2014 07:00	1984.8	
11/21/2014 08:00	2032.2	
11/21/2014 09:00	2134.6	
11/21/2014 10:00	2111.9	
11/21/2014 11:00	2048.5	
11/21/2014 12:00	1982	
11/21/2014 13:00	2049.7	
11/21/2014 14:00	2061.8	
11/21/2014 15:00	2119.6	
11/21/2014 16:00	2150	
11/21/2014 17:00	2096.9	
11/21/2014 18:00	1876.5	
11/21/2014 19:00	1350.3	
11/21/2014 20:00	883.3	
11/21/2014 21:00	684.7	
11/21/2014 22:00	706.3	
11/21/2014 23:00	1098.1	1079
11/22/2014 00:00	1081.4	1061.2
11/22/2014 01:00	941.9	
11/22/2014 02:00	1085.9	
11/22/2014 03:00	1500	
11/22/2014 04:00	1499	
11/22/2014 05:00	1565.1	
11/22/2014 06:00	1725.1	
11/22/2014 07:00	1764.6	
11/22/2014 08:00	1696.7	
11/22/2014 09:00	1930.5	
11/22/2014 10:00	2145	
11/22/2014 11:00	1654.4	
11/22/2014 12:00	1523.3	
11/22/2014 13:00	1443.5	
11/22/2014 14:00	1420.3	
11/22/2014 15:00	1486.1	
11/22/2014 16:00	1651.9	
11/22/2014 17:00	2123.5	
11/22/2014 18:00	2141.1	
11/22/2014 19:00	1940.2	
11/22/2014 20:00	1763.9	
11/22/2014 21:00	1675.6	
11/22/2014 22:00	1583.7	
11/22/2014 23:00	1350.6	1080
		1099.3

	Units 1&2 Combined	
Time	(Part 60 Data)	Day Count
11/23/2014 00:00	2300.3	
11/23/2014 01:00	1755.3	
11/23/2014 02:00	1884.6	
11/23/2014 03:00	1905.4	
11/23/2014 04:00	1777.8	
11/23/2014 05:00	1501.8	
11/23/2014 06:00	1650.4	
11/23/2014 07:00	2206.3	
11/23/2014 08:00	2304.4	
11/23/2014 09:00	1995.9	
11/23/2014 10:00	1723.3	
11/23/2014 11:00	1471	
11/23/2014 12:00	1438.5	
11/23/2014 13:00	1628	
11/23/2014 14:00	1755.4	
11/23/2014 15:00	1582.8	
11/23/2014 16:00	2077.7	
11/23/2014 17:00	1801.3	
11/23/2014 18:00	1391.4	
11/23/2014 19:00	1669.4	
11/23/2014 20:00	1753.7	
11/23/2014 21:00	1380.9	
11/23/2014 22:00	1293.7	
11/23/2014 23:00	1209.2	1081 1137.1
11/24/2014 00:00	1479	
11/24/2014 01:00	1162.8	
11/24/2014 02:00	1126.6	
11/24/2014 03:00	1067.2	
11/24/2014 04:00	1280	
11/24/2014 05:00	1362.5	
11/24/2014 06:00	1458.8	
11/24/2014 07:00	1702.1	
11/24/2014 08:00	1638.6	
11/24/2014 09:00	1506.6	
11/24/2014 10:00	1679.5	
11/24/2014 11:00	1461.2	
11/24/2014 12:00	1572.2	
11/24/2014 13:00	1447.5	
11/24/2014 14:00	1295.9	
11/24/2014 15:00	1342.1	
11/24/2014 16:00	1322.7	
11/24/2014 17:00	1520.6	
11/24/2014 18:00	1679.7	
11/24/2014 19:00	1587.7	
11/24/2014 20:00	1680.7	

Time	Units 1&2 Combined	
	(Part 60 Data)	Day Count
11/24/2014 21:00	1331.1	
11/24/2014 22:00	1193.4	
11/24/2014 23:00	1078.7	1082
11/25/2014 00:00	1136.9	1160.3
11/25/2014 01:00	1236.9	
11/25/2014 02:00	938.6	
11/25/2014 03:00	1064.6	
11/25/2014 04:00	1022.1	
11/25/2014 05:00	997.6	
11/25/2014 06:00	1307.2	
11/25/2014 07:00	1813.2	
11/25/2014 08:00	1661.6	
11/25/2014 09:00	1632.3	
11/25/2014 10:00	2040	
11/25/2014 11:00	2492.7	
11/25/2014 12:00	1799.3	
11/25/2014 13:00	1533.1	
11/25/2014 14:00	1379.1	
11/25/2014 15:00	1471.1	
11/25/2014 16:00	2051.6	
11/25/2014 17:00	1788.2	
11/25/2014 18:00	1522.6	
11/25/2014 19:00	1676.2	
11/25/2014 20:00	1708.6	
11/25/2014 21:00	1713.6	
11/25/2014 22:00	1312.2	
11/25/2014 23:00	1113.6	1083
11/26/2014 00:00	1396.5	1189.7
11/26/2014 01:00	1341	
11/26/2014 02:00	1161.9	
11/26/2014 03:00	1013.1	
11/26/2014 04:00	1343.3	
11/26/2014 05:00	2381.6	
11/26/2014 06:00	2244.6	
11/26/2014 07:00	2393.3	
11/26/2014 08:00	2808.1	
11/26/2014 09:00	2361.6	
11/26/2014 10:00	2048.8	
11/26/2014 11:00	1997.4	
11/26/2014 12:00	1752.7	
11/26/2014 13:00	1781.9	
11/26/2014 14:00	1890.6	
11/26/2014 15:00	1802.8	
11/26/2014 16:00	1729	
11/26/2014 17:00	1806.4	

Time	Units 1&2 Combined	
	(Part 60 Data)	Day Count
11/26/2014 18:00	1818.1	
11/26/2014 19:00	1712.6	
11/26/2014 20:00	1787.6	
11/26/2014 21:00	1923.7	
11/26/2014 22:00	1658.4	
11/26/2014 23:00	1004.9	1084 1225.5
11/27/2014 00:00	1061.9	
11/27/2014 01:00	1110.4	
11/27/2014 02:00	947.6	
11/27/2014 03:00	914.4	
11/27/2014 04:00	1033	
11/27/2014 05:00	1168.2	
11/27/2014 06:00	1149.7	
11/27/2014 07:00	1479.5	
11/27/2014 08:00	1921.7	
11/27/2014 09:00	2115	
11/27/2014 10:00	1719.6	
11/27/2014 11:00	1337.2	
11/27/2014 12:00	1090.3	
11/27/2014 13:00	460.5	
11/27/2014 14:00	231.7	
11/27/2014 15:00	135.8	
11/27/2014 16:00	160	
11/27/2014 17:00	106.7	
11/27/2014 18:00	123.9	
11/27/2014 19:00	261.9	
11/27/2014 20:00	509.8	
11/27/2014 21:00	716	
11/27/2014 22:00	552	
11/27/2014 23:00	420.7	1085 1225.2
11/28/2014 00:00	421.4	
11/28/2014 01:00	442.8	
11/28/2014 02:00	436.7	
11/28/2014 03:00	540.9	
11/28/2014 04:00	652.6	
11/28/2014 05:00	768.6	
11/28/2014 06:00	1227.6	
11/28/2014 07:00	1350.8	
11/28/2014 08:00	1086.5	
11/28/2014 09:00	905.3	
11/28/2014 10:00	985.3	
11/28/2014 11:00	1060.3	
11/28/2014 12:00	1021.7	
11/28/2014 13:00	962.9	
11/28/2014 14:00	1410.3	

Time	Units 1&2 Combined	
	(Part 60 Data)	Day Count
11/28/2014 15:00	1096.6	
11/28/2014 16:00	1072.9	
11/28/2014 17:00	955.3	
11/28/2014 18:00	911.8	
11/28/2014 19:00	880.1	
11/28/2014 20:00	885.1	
11/28/2014 21:00	839.5	
11/28/2014 22:00	898.6	
11/28/2014 23:00	811.2	1086 1226.2
11/29/2014 00:00	877.6	
11/29/2014 01:00	1022.1	
11/29/2014 02:00	852	
11/29/2014 03:00	1018.9	
11/29/2014 04:00	1069.1	
11/29/2014 05:00	806.2	
11/29/2014 06:00	886.4	
11/29/2014 07:00	1042.6	
11/29/2014 08:00	890.1	
11/29/2014 09:00	793.5	
11/29/2014 10:00	810.9	
11/29/2014 11:00	1033.1	
11/29/2014 12:00	706.2	
11/29/2014 13:00	931.3	
11/29/2014 14:00	748.7	
11/29/2014 15:00	868.4	
11/29/2014 16:00	865.3	
11/29/2014 17:00	793.5	
11/29/2014 18:00	858.3	
11/29/2014 19:00	879.3	
11/29/2014 20:00	840	
11/29/2014 21:00	822	
11/29/2014 22:00	747.7	
11/29/2014 23:00	832.1	1087 1224.8
11/30/2014 00:00	502.5	
11/30/2014 01:00	646.8	
11/30/2014 02:00	610.1	
11/30/2014 03:00	586.1	
11/30/2014 04:00	448.9	
11/30/2014 05:00	600.1	
11/30/2014 06:00	665.7	
11/30/2014 07:00	667.5	
11/30/2014 08:00	621.6	
11/30/2014 09:00	620.8	
11/30/2014 10:00	672	
11/30/2014 11:00	707.4	

	Units 1&2 Combined		
Time	(Part 60 Data)	Day Count	
11/30/2014 12:00	687		
11/30/2014 13:00	657.3		
11/30/2014 14:00	714.5		
11/30/2014 15:00	722.2		
11/30/2014 16:00	724.2		
11/30/2014 17:00	1014.2		
11/30/2014 18:00	798		
11/30/2014 19:00	956		
11/30/2014 20:00	843.8		
11/30/2014 21:00	650.5		
11/30/2014 22:00	794.1		
11/30/2014 23:00	546.5	1088	1224.4
12/01/2014 00:00	497.8		
12/01/2014 01:00	541.5		
12/01/2014 02:00	451.4		
12/01/2014 03:00	557		
12/01/2014 04:00	323.7		
12/01/2014 05:00	552		
12/01/2014 06:00	868.2		
12/01/2014 07:00	608.1		
12/01/2014 08:00	682.7		
12/01/2014 09:00	741.4		
12/01/2014 10:00	1003.5		
12/01/2014 11:00	951.7		
12/01/2014 12:00	1174.1		
12/01/2014 13:00	729.4		
12/01/2014 14:00	933.6		
12/01/2014 15:00	991.5		
12/01/2014 16:00	887.1		
12/01/2014 17:00	1100.7		
12/01/2014 18:00	974.7		
12/01/2014 19:00	799.8		
12/01/2014 20:00	775.3		
12/01/2014 21:00	683.3		
12/01/2014 22:00	668.2		
12/01/2014 23:00	655.4	1089	1228.6
12/02/2014 00:00	321.2		
12/02/2014 01:00	136.1		
12/02/2014 02:00	152.1		
12/02/2014 03:00	170.4		
12/02/2014 04:00	144.6		
12/02/2014 05:00	168.6		
12/02/2014 06:00	351.4		
12/02/2014 07:00	498.9		
12/02/2014 08:00	778.7		

	Units 1&2 Combined		
Time	(Part 60 Data)	Day Count	
12/02/2014 09:00	842.6		
12/02/2014 10:00	765.7		
12/02/2014 11:00	984.6		
12/02/2014 12:00	983.7		
12/02/2014 13:00	757.9		
12/02/2014 14:00	807.2		
12/02/2014 15:00	832.3		
12/02/2014 16:00	716.3		
12/02/2014 17:00	647		
12/02/2014 18:00	706.3		
12/02/2014 19:00	725.1		
12/02/2014 20:00	761.8		
12/02/2014 21:00	810.9		
12/02/2014 22:00	770.2		
12/02/2014 23:00	693	1090	1225.1
12/03/2014 00:00	546.1		
12/03/2014 01:00	333.7		
12/03/2014 02:00	278.3		
12/03/2014 03:00	270.5		
12/03/2014 04:00	251.1		
12/03/2014 05:00	319.3		
12/03/2014 06:00	505		
12/03/2014 07:00	650.1		
12/03/2014 08:00	525.6		
12/03/2014 09:00	546.4		
12/03/2014 10:00	646.8		
12/03/2014 11:00	659.7		
12/03/2014 12:00	661.8		
12/03/2014 13:00	627.4		
12/03/2014 14:00	608.3		
12/03/2014 15:00	512.3		
12/03/2014 16:00	379.7		
12/03/2014 17:00	531.2		
12/03/2014 18:00	777.3		
12/03/2014 19:00	808.5		
12/03/2014 20:00	834		
12/03/2014 21:00	863.1		
12/03/2014 22:00	843.1		
12/03/2014 23:00	856.1	1091	1201.1
12/04/2014 00:00	651.2		
12/04/2014 01:00	378.1		
12/04/2014 02:00	128.3		
12/04/2014 03:00	0		
12/04/2014 04:00	0		
12/04/2014 05:00	0		

Time	Units 1&2 Combined	
	(Part 60 Data)	Day Count
12/04/2014 06:00	0	
12/04/2014 07:00	0	
12/04/2014 08:00	0	
12/04/2014 09:00	0	
12/04/2014 10:00	0	
12/04/2014 11:00	0	
12/04/2014 12:00	0	
12/04/2014 13:00	0	
12/04/2014 14:00	0	
12/04/2014 15:00	0	
12/04/2014 16:00	0	
12/04/2014 17:00	0	
12/04/2014 18:00	0	
12/04/2014 19:00	0	
12/04/2014 20:00	0	
12/04/2014 21:00	0	
12/04/2014 22:00	0	
12/04/2014 23:00	0	1092
12/08/2014 00:00	0	1201.8
12/08/2014 01:00	0	
12/08/2014 02:00	0	
12/08/2014 03:00	0	
12/08/2014 04:00	0	
12/08/2014 05:00	0	
12/08/2014 06:00	0	
12/08/2014 07:00	0	
12/08/2014 08:00	0	
12/08/2014 09:00	0	
12/08/2014 10:00	0	
12/08/2014 11:00	0	
12/08/2014 12:00	0	
12/08/2014 13:00	0	
12/08/2014 14:00	0	
12/08/2014 15:00	2.6	
12/08/2014 16:00	0	
12/08/2014 17:00	0.9	
12/08/2014 18:00	1.7	
12/08/2014 19:00	11.2	
12/08/2014 20:00	43.2	
12/08/2014 21:00	77.4	
12/08/2014 22:00	161	
12/08/2014 23:00	195.4	1093
12/09/2014 00:00	128.7	1208.7
12/09/2014 01:00	90.4	
12/09/2014 02:00	328.1	

	Units 1&2 Combined		
Time	(Part 60 Data)	Day Count	
12/09/2014 03:00	322.4		
12/09/2014 04:00	631.4		
12/09/2014 05:00	953.1		
12/09/2014 06:00	720.6		
12/09/2014 07:00	806.9		
12/09/2014 08:00	836.7		
12/09/2014 09:00	855		
12/09/2014 10:00	734.1		
12/09/2014 11:00	953.8		
12/09/2014 12:00	830.7		
12/09/2014 13:00	864.4		
12/09/2014 14:00	843		
12/09/2014 15:00	816.3		
12/09/2014 16:00	807.5		
12/09/2014 17:00	844.6		
12/09/2014 18:00	799.2		
12/09/2014 19:00	734		
12/09/2014 20:00	766.4		
12/09/2014 21:00	419		
12/09/2014 22:00	627.9		
12/09/2014 23:00	589.3	1094	1208.5
12/10/2014 00:00	680		
12/10/2014 01:00	481.1		
12/10/2014 02:00	557.9		
12/10/2014 03:00	617.3		
12/10/2014 04:00	659.7		
12/10/2014 05:00	727.2		
12/10/2014 06:00	808.9		
12/10/2014 07:00	762.1		
12/10/2014 08:00	763.2		
12/10/2014 09:00	734.7		
12/10/2014 10:00	781.3		
12/10/2014 11:00	740.1		
12/10/2014 12:00	803.9		
12/10/2014 13:00	862.2		
12/10/2014 14:00	841.5		
12/10/2014 15:00	934.3		
12/10/2014 16:00	1042		
12/10/2014 17:00	1011.4		
12/10/2014 18:00	1075.8		
12/10/2014 19:00	1049.6		
12/10/2014 20:00	1107.3		
12/10/2014 21:00	1079.5		
12/10/2014 22:00	974.1		
12/10/2014 23:00	845.4	1095	1214.9

Time	Units 1&2 Combined	
	(Part 60 Data)	Day Count
12/11/2014 00:00	645	
12/11/2014 01:00	475.2	
12/11/2014 02:00	546.4	
12/11/2014 03:00	418.1	
12/11/2014 04:00	592.6	
12/11/2014 05:00	446.1	
12/11/2014 06:00	1096.9	
12/11/2014 07:00	717	
12/11/2014 08:00	562.8	
12/11/2014 09:00	578	
12/11/2014 10:00	673.1	
12/11/2014 11:00	651.6	
12/11/2014 12:00	577.2	
12/11/2014 13:00	554.3	
12/11/2014 14:00	533.3	
12/11/2014 15:00	616.3	
12/11/2014 16:00	649.7	
12/11/2014 17:00	690.4	
12/11/2014 18:00	597.1	
12/11/2014 19:00	684.5	
12/11/2014 20:00	652.6	
12/11/2014 21:00	716.3	
12/11/2014 22:00	678.8	
12/11/2014 23:00	511.7	1096 1214.6
12/12/2014 00:00	295.9	
12/12/2014 01:00	266.1	
12/12/2014 02:00	212.6	
12/12/2014 03:00	249.5	
12/12/2014 04:00	279.7	
12/12/2014 05:00	498.7	
12/12/2014 06:00	1206.5	
12/12/2014 07:00	1017.8	
12/12/2014 08:00	876	
12/12/2014 09:00	1039.5	
12/12/2014 10:00	1075.2	
12/12/2014 11:00	930.2	
12/12/2014 12:00	965.2	
12/12/2014 13:00	937.3	
12/12/2014 14:00	1002.9	
12/12/2014 15:00	790.4	
12/12/2014 16:00	1134.9	
12/12/2014 17:00	1101.7	
12/12/2014 18:00	988.1	
12/12/2014 19:00	985.2	
12/12/2014 20:00	1083.8	

Time	Units 1&2 Combined	
	(Part 60 Data)	Day Count
12/12/2014 21:00	1020.1	
12/12/2014 22:00	1006.1	
12/12/2014 23:00	959	1097
12/13/2014 00:00	589.9	1226.5
12/13/2014 01:00	413.9	
12/13/2014 02:00	429.2	
12/13/2014 03:00	457.3	
12/13/2014 04:00	473.8	
12/13/2014 05:00	625.5	
12/13/2014 06:00	1305.3	
12/13/2014 07:00	1021.8	
12/13/2014 08:00	1096.8	
12/13/2014 09:00	948.2	
12/13/2014 10:00	993.9	
12/13/2014 11:00	800.2	
12/13/2014 12:00	905.2	
12/13/2014 13:00	845.8	
12/13/2014 14:00	834.4	
12/13/2014 15:00	879.9	
12/13/2014 16:00	970	
12/13/2014 17:00	1036.4	
12/13/2014 18:00	789.1	
12/13/2014 19:00	889	
12/13/2014 20:00	1001.8	
12/13/2014 21:00	841.5	
12/13/2014 22:00	937.8	
12/13/2014 23:00	735.1	1098
12/14/2014 00:00	762.3	1232.8
12/14/2014 01:00	584.8	
12/14/2014 02:00	563	
12/14/2014 03:00	416	
12/14/2014 04:00	387.7	
12/14/2014 05:00	614.7	
12/14/2014 06:00	1070.7	
12/14/2014 07:00	951	
12/14/2014 08:00	996.9	
12/14/2014 09:00	996.7	
12/14/2014 10:00	948.2	
12/14/2014 11:00	823.1	
12/14/2014 12:00	873.6	
12/14/2014 13:00	811.4	
12/14/2014 14:00	888	
12/14/2014 15:00	804.7	
12/14/2014 16:00	970.9	
12/14/2014 17:00	1020.7	

Time	Units 1&2 Combined	
	(Part 60 Data)	Day Count
12/14/2014 18:00	986.9	
12/14/2014 19:00	959.6	
12/14/2014 20:00	1210.8	
12/14/2014 21:00	662.5	
12/14/2014 22:00	743.6	
12/14/2014 23:00	894.3	1099
12/15/2014 00:00	508.5	1234.7
12/15/2014 01:00	607.9	
12/15/2014 02:00	550.5	
12/15/2014 03:00	537.3	
12/15/2014 04:00	905.7	
12/15/2014 05:00	809	
12/15/2014 06:00	986.8	
12/15/2014 07:00	1156.6	
12/15/2014 08:00	987	
12/15/2014 09:00	911.6	
12/15/2014 10:00	932.3	
12/15/2014 11:00	839.4	
12/15/2014 12:00	928	
12/15/2014 13:00	859.1	
12/15/2014 14:00	838.5	
12/15/2014 15:00	875.6	
12/15/2014 16:00	933	
12/15/2014 17:00	1258.3	
12/15/2014 18:00	1005.2	
12/15/2014 19:00	1007.1	
12/15/2014 20:00	1094.4	
12/15/2014 21:00	1054.5	
12/15/2014 22:00	783.6	
12/15/2014 23:00	720.1	1100
12/16/2014 00:00	613.8	1167.1
12/16/2014 01:00	511.9	
12/16/2014 02:00	556.7	
12/16/2014 03:00	581.5	
12/16/2014 04:00	645	
12/16/2014 05:00	837.3	
12/16/2014 06:00	957.1	
12/16/2014 07:00	992.2	
12/16/2014 08:00	660.1	
12/16/2014 09:00	852.5	
12/16/2014 10:00	701.8	
12/16/2014 11:00	848.7	
12/16/2014 12:00	740.5	
12/16/2014 13:00	765.8	
12/16/2014 14:00	786.7	

Time	Units 1&2 Combined	
	(Part 60 Data)	Day Count
12/16/2014 15:00	868.2	
12/16/2014 16:00	812.5	
12/16/2014 17:00	816.6	
12/16/2014 18:00	1133.6	
12/16/2014 19:00	798.5	
12/16/2014 20:00	831.1	
12/16/2014 21:00	1022.2	
12/16/2014 22:00	587.3	
12/16/2014 23:00	835.3	1101 1159.5
12/17/2014 00:00	495.5	
12/17/2014 01:00	583.9	
12/17/2014 02:00	466	
12/17/2014 03:00	339.2	
12/17/2014 04:00	373.8	
12/17/2014 05:00	637.1	
12/17/2014 06:00	882.2	
12/17/2014 07:00	1098.7	
12/17/2014 08:00	838.6	
12/17/2014 09:00	888	
12/17/2014 10:00	823.7	
12/17/2014 11:00	946.3	
12/17/2014 12:00	873.6	
12/17/2014 13:00	777.8	
12/17/2014 14:00	643.2	
12/17/2014 15:00	859.6	
12/17/2014 16:00	867.9	
12/17/2014 17:00	1006.7	
12/17/2014 18:00	843.8	
12/17/2014 19:00	890.7	
12/17/2014 20:00	928.3	
12/17/2014 21:00	922.3	
12/17/2014 22:00	876.5	
12/17/2014 23:00	834.3	1102 1132.9
12/18/2014 00:00	535	
12/18/2014 01:00	350.7	
12/18/2014 02:00	364.9	
12/18/2014 03:00	330.5	
12/18/2014 04:00	380.1	
12/18/2014 05:00	635.1	
12/18/2014 06:00	882.9	
12/18/2014 07:00	946.3	
12/18/2014 08:00	838	
12/18/2014 09:00	908.7	
12/18/2014 10:00	935.6	
12/18/2014 11:00	878.1	

	Units 1&2 Combined	
Time	(Part 60 Data)	Day Count
12/18/2014 12:00	929.6	
12/18/2014 13:00	900.8	
12/18/2014 14:00	895.9	
12/18/2014 15:00	917.7	
12/18/2014 16:00	906.8	
12/18/2014 17:00	956	
12/18/2014 18:00	946.9	
12/18/2014 19:00	942.6	
12/18/2014 20:00	906.1	
12/18/2014 21:00	896.7	
12/18/2014 22:00	876.9	
12/18/2014 23:00	760.3	1103 1096.8
12/19/2014 00:00	752.9	
12/19/2014 01:00	791.7	
12/19/2014 02:00	748.8	
12/19/2014 03:00	749.6	
12/19/2014 04:00	783.3	
12/19/2014 05:00	774.2	
12/19/2014 06:00	1053.7	
12/19/2014 07:00	944.2	
12/19/2014 08:00	651.8	
12/19/2014 09:00	949.8	
12/19/2014 10:00	907.9	
12/19/2014 11:00	840.6	
12/19/2014 12:00	868	
12/19/2014 13:00	801.2	
12/19/2014 14:00	829.9	
12/19/2014 15:00	945.8	
12/19/2014 16:00	830.6	
12/19/2014 17:00	848.2	
12/19/2014 18:00	829.6	
12/19/2014 19:00	803.2	
12/19/2014 20:00	804.7	
12/19/2014 21:00	790	
12/19/2014 22:00	738.8	
12/19/2014 23:00	686.3	1104 1070.8
12/20/2014 00:00	362.6	
12/20/2014 01:00	95.2	
12/20/2014 02:00	48.6	
12/20/2014 03:00	58.7	
12/20/2014 04:00	147.5	
12/20/2014 05:00	373.4	
12/20/2014 06:00	537.5	
12/20/2014 07:00	690.7	
12/20/2014 08:00	710	

	Units 1&2 Combined	
Time	(Part 60 Data)	Day Count
12/20/2014 09:00	706.9	
12/20/2014 10:00	851.2	
12/20/2014 11:00	825.7	
12/20/2014 12:00	749.8	
12/20/2014 13:00	779	
12/20/2014 14:00	796.6	
12/20/2014 15:00	802.8	
12/20/2014 16:00	785.1	
12/20/2014 17:00	772.3	
12/20/2014 18:00	788.4	
12/20/2014 19:00	755.1	
12/20/2014 20:00	773.8	
12/20/2014 21:00	789.3	
12/20/2014 22:00	735.7	
12/20/2014 23:00	614.6	1105 1033.8
12/21/2014 00:00	509.4	
12/21/2014 01:00	252.6	
12/21/2014 02:00	288	
12/21/2014 03:00	199.5	
12/21/2014 04:00	138.7	
12/21/2014 05:00	268.2	
12/21/2014 06:00	699.7	
12/21/2014 07:00	599.4	
12/21/2014 08:00	707.5	
12/21/2014 09:00	789.4	
12/21/2014 10:00	520	
12/21/2014 11:00	718.9	
12/21/2014 12:00	635.3	
12/21/2014 13:00	593	
12/21/2014 14:00	592.2	
12/21/2014 15:00	599.9	
12/21/2014 16:00	637.3	
12/21/2014 17:00	685.6	
12/21/2014 18:00	828.1	
12/21/2014 19:00	683	
12/21/2014 20:00	713.6	
12/21/2014 21:00	689.9	
12/21/2014 22:00	361.6	
12/21/2014 23:00	208.2	1106 986.3
12/22/2014 00:00	128.7	
12/22/2014 01:00	173.7	
12/22/2014 02:00	249.5	
12/22/2014 03:00	323.2	
12/22/2014 04:00	316.2	
12/22/2014 05:00	382.6	

Time	Units 1&2 Combined	
	(Part 60 Data)	Day Count
12/22/2014 06:00	599.6	
12/22/2014 07:00	638.9	
12/22/2014 08:00	658.8	
12/22/2014 09:00	521.9	
12/22/2014 10:00	467.9	
12/22/2014 11:00	335.4	
12/22/2014 12:00	250.5	
12/22/2014 13:00	217.9	
12/22/2014 14:00	130.1	
12/22/2014 15:00	107.7	
12/22/2014 16:00	299.5	
12/22/2014 17:00	556.3	
12/22/2014 18:00	664.4	
12/22/2014 19:00	864.2	
12/22/2014 20:00	602.4	
12/22/2014 21:00	588.2	
12/22/2014 22:00	652.7	
12/22/2014 23:00	673.9	1107
12/23/2014 00:00	763.7	942.8
12/23/2014 01:00	664.4	
12/23/2014 02:00	694.4	
12/23/2014 03:00	696.8	
12/23/2014 04:00	693.3	
12/23/2014 05:00	713.3	
12/23/2014 06:00	721.4	
12/23/2014 07:00	705.8	
12/23/2014 08:00	686.7	
12/23/2014 09:00	713.5	
12/23/2014 10:00	715.3	
12/23/2014 11:00	704.5	
12/23/2014 12:00	719.8	
12/23/2014 13:00	710.7	
12/23/2014 14:00	781.1	
12/23/2014 15:00	712.6	
12/23/2014 16:00	693	
12/23/2014 17:00	704.7	
12/23/2014 18:00	709.8	
12/23/2014 19:00	693.5	
12/23/2014 20:00	700.4	
12/23/2014 21:00	685.7	
12/23/2014 22:00	637.5	
12/23/2014 23:00	674.8	1108
12/24/2014 00:00	704.2	916.9
12/24/2014 01:00	793.8	
12/24/2014 02:00	829.9	

Time	Units 1&2 Combined	
	(Part 60 Data)	Day Count
12/24/2014 03:00	953.4	
12/24/2014 04:00	750.6	
12/24/2014 05:00	513.3	
12/24/2014 06:00	412.8	
12/24/2014 07:00	633.2	
12/24/2014 08:00	1000.7	
12/24/2014 09:00	1320.9	
12/24/2014 10:00	1497.9	
12/24/2014 11:00	1298.7	
12/24/2014 12:00	1231.4	
12/24/2014 13:00	1116.7	
12/24/2014 14:00	820.4	
12/24/2014 15:00	649.8	
12/24/2014 16:00	556.8	
12/24/2014 17:00	607.9	
12/24/2014 18:00	500.8	
12/24/2014 19:00	280.3	
12/24/2014 20:00	197.4	
12/24/2014 21:00	239.8	
12/24/2014 22:00	306.8	
12/24/2014 23:00	335.9	1109 881.2
12/25/2014 00:00	401.7	
12/25/2014 01:00	436.1	
12/25/2014 02:00	436.7	
12/25/2014 03:00	451.9	
12/25/2014 04:00	460.3	
12/25/2014 05:00	478.4	
12/25/2014 06:00	473.7	
12/25/2014 07:00	491.4	
12/25/2014 08:00	840	
12/25/2014 09:00	821.7	
12/25/2014 10:00	806.2	
12/25/2014 11:00	776.5	
12/25/2014 12:00	633.9	
12/25/2014 13:00	578	
12/25/2014 14:00	701.2	
12/25/2014 15:00	597.6	
12/25/2014 16:00	515.2	
12/25/2014 17:00	596.3	
12/25/2014 18:00	748.5	
12/25/2014 19:00	611.4	
12/25/2014 20:00	739.6	
12/25/2014 21:00	1018.4	
12/25/2014 22:00	947.1	
12/25/2014 23:00	779.1	1110 847.0

	Units 1&2 Combined	
Time	(Part 60 Data)	Day Count
12/26/2014 00:00	446.7	
12/26/2014 01:00	473.8	
12/26/2014 02:00	493.3	
12/26/2014 03:00	600.5	
12/26/2014 04:00	631.3	
12/26/2014 05:00	747.9	
12/26/2014 06:00	742.5	
12/26/2014 07:00	1151.9	
12/26/2014 08:00	1106.1	
12/26/2014 09:00	847.8	
12/26/2014 10:00	1018.4	
12/26/2014 11:00	888.8	
12/26/2014 12:00	693.5	
12/26/2014 13:00	649.4	
12/26/2014 14:00	652.9	
12/26/2014 15:00	629.1	
12/26/2014 16:00	750.2	
12/26/2014 17:00	1780.8	
12/26/2014 18:00	1785.1	
12/26/2014 19:00	1221.5	
12/26/2014 20:00	1392.5	
12/26/2014 21:00	1369.2	
12/26/2014 22:00	1010.6	
12/26/2014 23:00	960.8	1111 818.6
12/27/2014 00:00	771.5	
12/27/2014 01:00	714.9	
12/27/2014 02:00	731.3	
12/27/2014 03:00	922.1	
12/27/2014 04:00	933.9	
12/27/2014 05:00	1197.6	
12/27/2014 06:00	1004.6	
12/27/2014 07:00	915.9	
12/27/2014 08:00	982.5	
12/27/2014 09:00	926.9	
12/27/2014 10:00	905.2	
12/27/2014 11:00	916.9	
12/27/2014 12:00	868.2	
12/27/2014 13:00	750	
12/27/2014 14:00	790.3	
12/27/2014 15:00	807.8	
12/27/2014 16:00	914	
12/27/2014 17:00	1043.5	
12/27/2014 18:00	866.6	
12/27/2014 19:00	948.5	
12/27/2014 20:00	967.7	

Time	Units 1&2 Combined	
	(Part 60 Data)	Day Count
12/27/2014 21:00	885.3	
12/27/2014 22:00	815.6	
12/27/2014 23:00	750.2	1112 800.1
12/28/2014 00:00	766.4	
12/28/2014 01:00	707.1	
12/28/2014 02:00	659.8	
12/28/2014 03:00	698.7	
12/28/2014 04:00	657.7	
12/28/2014 05:00	649.6	
12/28/2014 06:00	639.7	
12/28/2014 07:00	715.7	
12/28/2014 08:00	690.8	
12/28/2014 09:00	782.7	
12/28/2014 10:00	975.9	
12/28/2014 11:00	946.4	
12/28/2014 12:00	936.4	
12/28/2014 13:00	926.9	
12/28/2014 14:00	833	
12/28/2014 15:00	852.2	
12/28/2014 16:00	867.6	
12/28/2014 17:00	968.4	
12/28/2014 18:00	1054	
12/28/2014 19:00	1022.7	
12/28/2014 20:00	985.2	
12/28/2014 21:00	933.9	
12/28/2014 22:00	826.7	
12/28/2014 23:00	766.5	1113 775.9
12/29/2014 00:00	783.3	
12/29/2014 01:00	744.2	
12/29/2014 02:00	727.4	
12/29/2014 03:00	729	
12/29/2014 04:00	817.6	
12/29/2014 05:00	907	
12/29/2014 06:00	960.4	
12/29/2014 07:00	960.7	
12/29/2014 08:00	906.7	
12/29/2014 09:00	951.8	
12/29/2014 10:00	844.1	
12/29/2014 11:00	1004.8	
12/29/2014 12:00	1185.7	
12/29/2014 13:00	1295	
12/29/2014 14:00	1209.3	
12/29/2014 15:00	1107.6	
12/29/2014 16:00	905.2	
12/29/2014 17:00	1070.2	

	Units 1&2 Combined		
Time	(Part 60 Data)	Day Count	
12/29/2014 18:00	964.7		
12/29/2014 19:00	996.7		
12/29/2014 20:00	1032.6		
12/29/2014 21:00	929.8		
12/29/2014 22:00	867.8		
12/29/2014 23:00	896.8	1114	746.1
12/30/2014 00:00	661.6		
12/30/2014 01:00	651.5		
12/30/2014 02:00	585.6		
12/30/2014 03:00	529.3		
12/30/2014 04:00	590.9		
12/30/2014 05:00	765.4		
12/30/2014 06:00	886.3		
12/30/2014 07:00	923.7		
12/30/2014 08:00	815.2		
12/30/2014 09:00	1038.8		
12/30/2014 10:00	1113.7		
12/30/2014 11:00	1192.4		
12/30/2014 12:00	1058.6		
12/30/2014 13:00	1203.2		
12/30/2014 14:00	1100.3		
12/30/2014 15:00	889		
12/30/2014 16:00	1085.3		
12/30/2014 17:00	1302.9		
12/30/2014 18:00	1268.8		
12/30/2014 19:00	1264.8		
12/30/2014 20:00	1160.6		
12/30/2014 21:00	1187.9		
12/30/2014 22:00	1102.8		
12/30/2014 23:00	1055.7	1115	750.0
12/31/2014 00:00	985.3		
12/31/2014 01:00	938.4		
12/31/2014 02:00	964.1		
12/31/2014 03:00	1042		
12/31/2014 04:00	952.4		
12/31/2014 05:00	1084.3		
12/31/2014 06:00	1018.2		
12/31/2014 07:00	1134.5		
12/31/2014 08:00	1200.6		
12/31/2014 09:00	971.8		
12/31/2014 10:00	1159.6		
12/31/2014 11:00	907.8		
12/31/2014 12:00	918.8		
12/31/2014 13:00	937.7		
12/31/2014 14:00	950.8		

Time	Units 1&2 Combined	
	(Part 60 Data)	Day Count
12/31/2014 15:00	931.2	
12/31/2014 16:00	983.4	
12/31/2014 17:00	1208.3	
12/31/2014 18:00	1013.5	
12/31/2014 19:00	943.7	
12/31/2014 20:00	1050.2	
12/31/2014 21:00	1063	
12/31/2014 22:00	895.4	
12/31/2014 23:00	927.5	1116 753.8
01/01/2015 00:00	788.9	
01/01/2015 01:00	701.7	
01/01/2015 02:00	790.6	
01/01/2015 03:00	805.5	
01/01/2015 04:00	784.8	
01/01/2015 05:00	799.8	
01/01/2015 06:00	773.2	
01/01/2015 07:00	697.2	
01/01/2015 08:00	720	
01/01/2015 09:00	739.7	
01/01/2015 10:00	681	
01/01/2015 11:00	670.9	
01/01/2015 12:00	718.6	
01/01/2015 13:00	545.8	
01/01/2015 14:00	657.2	
01/01/2015 15:00	629.8	
01/01/2015 16:00	777.7	
01/01/2015 17:00	880.6	
01/01/2015 18:00	631.9	
01/01/2015 19:00	739.4	
01/01/2015 20:00	802.6	
01/01/2015 21:00	704	
01/01/2015 22:00	669.4	
01/01/2015 23:00	699.1	1117 748.5
01/02/2015 00:00	553	
01/02/2015 01:00	339.7	
01/02/2015 02:00	172.8	
01/02/2015 03:00	105.3	
01/02/2015 04:00	39.2	
01/02/2015 05:00	65.1	
01/02/2015 06:00	112.1	
01/02/2015 07:00	222	
01/02/2015 08:00	416	
01/02/2015 09:00	308.7	
01/02/2015 10:00	240.1	
01/02/2015 11:00	192.9	

Time	Units 1&2 Combined	
	(Part 60 Data)	Day Count
01/02/2015 12:00	178.4	
01/02/2015 13:00	187.4	
01/02/2015 14:00	206.8	
01/02/2015 15:00	213.3	
01/02/2015 16:00	517.8	
01/02/2015 17:00	651.6	
01/02/2015 18:00	491.2	
01/02/2015 19:00	497.1	
01/02/2015 20:00	523.1	
01/02/2015 21:00	495.9	
01/02/2015 22:00	497.9	
01/02/2015 23:00	518.3	1118 735.8
01/03/2015 00:00	297.8	
01/03/2015 01:00	314.3	
01/03/2015 02:00	234.1	
01/03/2015 03:00	211.4	
01/03/2015 04:00	192.8	
01/03/2015 05:00	242.4	
01/03/2015 06:00	558.9	
01/03/2015 07:00	608.2	
01/03/2015 08:00	597.8	
01/03/2015 09:00	615.2	
01/03/2015 10:00	737.8	
01/03/2015 11:00	747.2	
01/03/2015 12:00	906.2	
01/03/2015 13:00	835.8	
01/03/2015 14:00	745.9	
01/03/2015 15:00	721	
01/03/2015 16:00	856.5	
01/03/2015 17:00	909.4	
01/03/2015 18:00	814.2	
01/03/2015 19:00	800.2	
01/03/2015 20:00	728	
01/03/2015 21:00	625.4	
01/03/2015 22:00	483.5	
01/03/2015 23:00	304.7	1119 729.8
01/04/2015 00:00	233.6	
01/04/2015 01:00	257.1	
01/04/2015 02:00	272.3	
01/04/2015 03:00	322.3	
01/04/2015 04:00	317.2	
01/04/2015 05:00	333.8	
01/04/2015 06:00	311.9	
01/04/2015 07:00	334.7	
01/04/2015 08:00	333.9	

	Units 1&2 Combined		
Time	(Part 60 Data)	Day Count	
01/04/2015 09:00	335.1		
01/04/2015 10:00	356.7		
01/04/2015 11:00	337.8		
01/04/2015 12:00	423.8		
01/04/2015 13:00	527.1		
01/04/2015 14:00	590.5		
01/04/2015 15:00	523.7		
01/04/2015 16:00	585.6		
01/04/2015 17:00	769.8		
01/04/2015 18:00	775.2		
01/04/2015 19:00	656.5		
01/04/2015 20:00	672.6		
01/04/2015 21:00	461.3		
01/04/2015 22:00	321.2		
01/04/2015 23:00	169	1120	723.5
01/05/2015 00:00	184		
01/05/2015 01:00	192.3		
01/05/2015 02:00	213.2		
01/05/2015 03:00	258.6		
01/05/2015 04:00	284.6		
01/05/2015 05:00	386.5		
01/05/2015 06:00	486.5		
01/05/2015 07:00	604.8		
01/05/2015 08:00	694.9		
01/05/2015 09:00	698.6		
01/05/2015 10:00	816.2		
01/05/2015 11:00	853.6		
01/05/2015 12:00	825.4		
01/05/2015 13:00	539.4		
01/05/2015 14:00	495.3		
01/05/2015 15:00	512.2		
01/05/2015 16:00	761.3		
01/05/2015 17:00	1229.3		
01/05/2015 18:00	1480.8		
01/05/2015 19:00	1395.8		
01/05/2015 20:00	1107.6		
01/05/2015 21:00	539		
01/05/2015 22:00	512.5		
01/05/2015 23:00	466.9	1121	726.0
01/06/2015 00:00	452.5		
01/06/2015 01:00	289.4		
01/06/2015 02:00	348.9		
01/06/2015 03:00	240		
01/06/2015 04:00	240		
01/06/2015 05:00	384.9		

	Units 1&2 Combined	
Time	(Part 60 Data)	Day Count
01/06/2015 06:00	585.2	
01/06/2015 07:00	520.4	
01/06/2015 08:00	619.3	
01/06/2015 09:00	755.7	
01/06/2015 10:00	555.5	
01/06/2015 11:00	526.2	
01/06/2015 12:00	713.7	
01/06/2015 13:00	530.1	
01/06/2015 14:00	626.9	
01/06/2015 15:00	488.9	
01/06/2015 16:00	586.8	
01/06/2015 17:00	801.9	
01/06/2015 18:00	603.6	
01/06/2015 19:00	516	
01/06/2015 20:00	686.6	
01/06/2015 21:00	630.9	
01/06/2015 22:00	545	
01/06/2015 23:00	582	1122 720.9
01/07/2015 00:00	645	
01/07/2015 01:00	623.8	
01/07/2015 02:00	965	
01/07/2015 03:00	728.9	
01/07/2015 04:00	1023.2	
01/07/2015 05:00	2068.1	
01/07/2015 06:00	756	
01/07/2015 07:00	925.2	
01/07/2015 08:00	841.5	
01/07/2015 09:00	859.4	
01/07/2015 10:00	447.2	
01/07/2015 11:00	348.1	
01/07/2015 12:00	427.6	
01/07/2015 13:00	407.2	
01/07/2015 14:00	657.8	
01/07/2015 15:00	823.7	
01/07/2015 16:00	1027	
01/07/2015 17:00	817.5	
01/07/2015 18:00	991.7	
01/07/2015 19:00	1542.4	
01/07/2015 20:00	1190.9	
01/07/2015 21:00	1353.2	
01/07/2015 22:00	1155.6	
01/07/2015 23:00	1464	1123 734.9
01/08/2015 00:00	1239.3	
01/08/2015 01:00	1123.6	
01/08/2015 02:00	1327.9	

	Units 1&2 Combined	
Time	(Part 60 Data)	Day Count
01/08/2015 03:00	1286.8	
01/08/2015 04:00	1324.2	
01/08/2015 05:00	1361.9	
01/08/2015 06:00	1653.3	
01/08/2015 07:00	1855.2	
01/08/2015 08:00	1762.8	
01/08/2015 09:00	1641.9	
01/08/2015 10:00	2236.3	
01/08/2015 11:00	2137.7	
01/08/2015 12:00	1683.5	
01/08/2015 13:00	1531.1	
01/08/2015 14:00	1860.7	
01/08/2015 15:00	2087.5	
01/08/2015 16:00	2169.7	
01/08/2015 17:00	2071.8	
01/08/2015 18:00	2078.7	
01/08/2015 19:00	1771.7	
01/08/2015 20:00	1568.1	
01/08/2015 21:00	1902.9	
01/08/2015 22:00	1504.3	
01/08/2015 23:00	1045.5	1124 768.1
01/09/2015 00:00	928.8	
01/09/2015 01:00	994.5	
01/09/2015 02:00	1077.6	
01/09/2015 03:00	888.7	
01/09/2015 04:00	1027.5	
01/09/2015 05:00	1222.4	
01/09/2015 06:00	1435.4	
01/09/2015 07:00	1363.6	
01/09/2015 08:00	1383.8	
01/09/2015 09:00	1432.9	
01/09/2015 10:00	1434.4	
01/09/2015 11:00	1394.2	
01/09/2015 12:00	1440.2	
01/09/2015 13:00	1372.8	
01/09/2015 14:00	1783.5	
01/09/2015 15:00	1124.4	
01/09/2015 16:00	579.2	
01/09/2015 17:00	671.7	
01/09/2015 18:00	644	
01/09/2015 19:00	694.8	
01/09/2015 20:00	575.8	
01/09/2015 21:00	546.7	
01/09/2015 22:00	530.3	
01/09/2015 23:00	488.9	1125 775.2

	Units 1&2 Combined	
Time	(Part 60 Data)	Day Count
01/10/2015 00:00	388.1	
01/10/2015 01:00	475.8	
01/10/2015 02:00	444.1	
01/10/2015 03:00	420	
01/10/2015 04:00	623.8	
01/10/2015 05:00	796.5	
01/10/2015 06:00	578	
01/10/2015 07:00	563.1	
01/10/2015 08:00	802.4	
01/10/2015 09:00	1186.4	
01/10/2015 10:00	1125.7	
01/10/2015 11:00	654.9	
01/10/2015 12:00	561.2	
01/10/2015 13:00	856.9	
01/10/2015 14:00	943.4	
01/10/2015 15:00	1202.4	
01/10/2015 16:00	1293.2	
01/10/2015 17:00	1413.6	
01/10/2015 18:00	2697.3	
01/10/2015 19:00	2244.4	
01/10/2015 20:00	1993.4	
01/10/2015 21:00	2378.6	
01/10/2015 22:00	1080	
01/10/2015 23:00	1033.2	1126 790.3
01/11/2015 00:00	850.8	
01/11/2015 01:00	819.6	
01/11/2015 02:00	846.4	
01/11/2015 03:00	817.8	
01/11/2015 04:00	933.8	
01/11/2015 05:00	882.3	
01/11/2015 06:00	922.5	
01/11/2015 07:00	1071.1	
01/11/2015 08:00	1391.8	
01/11/2015 09:00	1487.5	
01/11/2015 10:00	1384	
01/11/2015 11:00	1384.7	
01/11/2015 12:00	1025.4	
01/11/2015 13:00	789.3	
01/11/2015 14:00	990.9	
01/11/2015 15:00	876	
01/11/2015 16:00	1092.1	
01/11/2015 17:00	1046.9	
01/11/2015 18:00	1349.4	
01/11/2015 19:00	1488	
01/11/2015 20:00	1297.3	

Time	Units 1&2 Combined	
	(Part 60 Data)	Day Count
01/11/2015 21:00	915.1	
01/11/2015 22:00	936.2	
01/11/2015 23:00	1709.4	1127 799.2
01/12/2015 00:00	2159.5	
01/12/2015 01:00	1912.5	
01/12/2015 02:00	2118.8	
01/12/2015 03:00	1889.7	
01/12/2015 04:00	983.9	
01/12/2015 05:00	1155.7	
01/12/2015 06:00	1516.1	
01/12/2015 07:00	1384	
01/12/2015 08:00	1115.5	
01/12/2015 09:00	1309.7	
01/12/2015 10:00	1459.8	
01/12/2015 11:00	1453.9	
01/12/2015 12:00	1356.7	
01/12/2015 13:00	1510.6	
01/12/2015 14:00	1447.6	
01/12/2015 15:00	1547.5	
01/12/2015 16:00	1422.3	
01/12/2015 17:00	1413.9	
01/12/2015 18:00	1427	
01/12/2015 19:00	1661	
01/12/2015 20:00	1303.3	
01/12/2015 21:00	1211.8	
01/12/2015 22:00	1230.5	
01/12/2015 23:00	1231.5	1128 820.6
01/13/2015 00:00	1114.4	
01/13/2015 01:00	1193.3	
01/13/2015 02:00	1038	
01/13/2015 03:00	987	
01/13/2015 04:00	1321.3	
01/13/2015 05:00	1561.3	
01/13/2015 06:00	1463.2	
01/13/2015 07:00	1604.1	
01/13/2015 08:00	1721.6	
01/13/2015 09:00	1514.2	
01/13/2015 10:00	1510.5	
01/13/2015 11:00	1770.9	
01/13/2015 12:00	1555.9	
01/13/2015 13:00	1943.4	
01/13/2015 14:00	1941.3	
01/13/2015 15:00	1583.1	
01/13/2015 16:00	1588.9	
01/13/2015 17:00	1675.8	

	Units 1&2 Combined	
Time	(Part 60 Data)	Day Count
01/13/2015 18:00	1647.6	
01/13/2015 19:00	1466.2	
01/13/2015 20:00	1539.9	
01/13/2015 21:00	1548	
01/13/2015 22:00	1503.5	
01/13/2015 23:00	1347.9	1129 843.1
01/14/2015 00:00	1091.4	
01/14/2015 01:00	1119.3	
01/14/2015 02:00	1224.5	
01/14/2015 03:00	1047.9	
01/14/2015 04:00	1134	
01/14/2015 05:00	1525.8	
01/14/2015 06:00	1629.3	
01/14/2015 07:00	1605.8	
01/14/2015 08:00	1553.4	
01/14/2015 09:00	1674.6	
01/14/2015 10:00	1613.9	
01/14/2015 11:00	1384.3	
01/14/2015 12:00	1199.7	
01/14/2015 13:00	1309.4	
01/14/2015 14:00	1377.9	
01/14/2015 15:00	1356.3	
01/14/2015 16:00	1504.8	
01/14/2015 17:00	1535.4	
01/14/2015 18:00	1529.8	
01/14/2015 19:00	1532	
01/14/2015 20:00	1532.6	
01/14/2015 21:00	1574.1	
01/14/2015 22:00	1620.6	
01/14/2015 23:00	1328	1130 861.0
01/15/2015 00:00	1232.3	
01/15/2015 01:00	1269.9	
01/15/2015 02:00	1113.6	
01/15/2015 03:00	1081.4	
01/15/2015 04:00	1220	
01/15/2015 05:00	1681.4	
01/15/2015 06:00	1746.5	
01/15/2015 07:00	1649.5	
01/15/2015 08:00	1801.5	
01/15/2015 09:00	1853.1	
01/15/2015 10:00	1935.1	
01/15/2015 11:00	1458.1	
01/15/2015 12:00	1765	
01/15/2015 13:00	1590.1	
01/15/2015 14:00	1418.2	

	Units 1&2 Combined	
Time	(Part 60 Data)	Day Count
01/15/2015 15:00	1429	
01/15/2015 16:00	1376.9	
01/15/2015 17:00	1940.2	
01/15/2015 18:00	1311.1	
01/15/2015 19:00	1689.1	
01/15/2015 20:00	1642.3	
01/15/2015 21:00	1221.3	
01/15/2015 22:00	1328.7	
01/15/2015 23:00	1154.8	1131 884.9
01/16/2015 00:00	1031.2	
01/16/2015 01:00	1175.5	
01/16/2015 02:00	1235.2	
01/16/2015 03:00	1181.6	
01/16/2015 04:00	1317.5	
01/16/2015 05:00	1881.3	
01/16/2015 06:00	4197.8	
01/16/2015 07:00	1844.6	
01/16/2015 08:00	1788.9	
01/16/2015 09:00	1271.1	
01/16/2015 10:00	1356.8	
01/16/2015 11:00	1245.1	
01/16/2015 12:00	1153.7	
01/16/2015 13:00	947.2	
01/16/2015 14:00	800.5	
01/16/2015 15:00	697	
01/16/2015 16:00	622.3	
01/16/2015 17:00	751	
01/16/2015 18:00	792.4	
01/16/2015 19:00	818.6	
01/16/2015 20:00	1212.6	
01/16/2015 21:00	855.3	
01/16/2015 22:00	797.6	
01/16/2015 23:00	781.9	1132 900.2
01/17/2015 00:00	710.5	
01/17/2015 01:00	798.1	
01/17/2015 02:00	875.6	
01/17/2015 03:00	771.1	
01/17/2015 04:00	1003.8	
01/17/2015 05:00	1157.1	
01/17/2015 06:00	1142	
01/17/2015 07:00	1084.3	
01/17/2015 08:00	1082.6	
01/17/2015 09:00	1169.9	
01/17/2015 10:00	1272.8	
01/17/2015 11:00	835.4	

Time	Units 1&2 Combined	
	(Part 60 Data)	Day Count
01/17/2015 12:00	755.1	
01/17/2015 13:00	750.1	
01/17/2015 14:00	791.4	
01/17/2015 15:00	914	
01/17/2015 16:00	1064.2	
01/17/2015 17:00	1041.1	
01/17/2015 18:00	874.6	
01/17/2015 19:00	947.4	
01/17/2015 20:00	909.4	
01/17/2015 21:00	834.5	
01/17/2015 22:00	768.3	
01/17/2015 23:00	728.6	1133 905.0
01/18/2015 00:00	730.8	
01/18/2015 01:00	805.6	
01/18/2015 02:00	776.9	
01/18/2015 03:00	764.9	
01/18/2015 04:00	926.9	
01/18/2015 05:00	730.1	
01/18/2015 06:00	797	
01/18/2015 07:00	757.5	
01/18/2015 08:00	877.6	
01/18/2015 09:00	1000.5	
01/18/2015 10:00	885.9	
01/18/2015 11:00	948	
01/18/2015 12:00	695.4	
01/18/2015 13:00	952.8	
01/18/2015 14:00	705	
01/18/2015 15:00	589.9	
01/18/2015 16:00	618.9	
01/18/2015 17:00	1069.4	
01/18/2015 18:00	963.1	
01/18/2015 19:00	736.1	
01/18/2015 20:00	577.5	
01/18/2015 21:00	670.3	
01/18/2015 22:00	591.1	
01/18/2015 23:00	284.6	1134 903.3
01/19/2015 00:00	208.4	
01/19/2015 01:00	211.3	
01/19/2015 02:00	215.7	
01/19/2015 03:00	250.6	
01/19/2015 04:00	477.3	
01/19/2015 05:00	1145.1	
01/19/2015 06:00	847.3	
01/19/2015 07:00	407.1	
01/19/2015 08:00	314.6	

	Units 1&2 Combined	
Time	(Part 60 Data)	Day Count
01/19/2015 09:00	439.4	
01/19/2015 10:00	940.5	
01/19/2015 11:00	918.5	
01/19/2015 12:00	895	
01/19/2015 13:00	962.7	
01/19/2015 14:00	890.1	
01/19/2015 15:00	934.2	
01/19/2015 16:00	945.3	
01/19/2015 17:00	1141.3	
01/19/2015 18:00	1517.6	
01/19/2015 19:00	1424.1	
01/19/2015 20:00	1533.8	
01/19/2015 21:00	1473.4	
01/19/2015 22:00	1239.1	
01/19/2015 23:00	1172.2	1135 911.5
01/20/2015 00:00	1073.8	
01/20/2015 01:00	1066.5	
01/20/2015 02:00	1048.4	
01/20/2015 03:00	990.1	
01/20/2015 04:00	1207.9	
01/20/2015 05:00	1496.6	
01/20/2015 06:00	1769.2	
01/20/2015 07:00	1674.2	
01/20/2015 08:00	1634.1	
01/20/2015 09:00	1558.9	
01/20/2015 10:00	1544.2	
01/20/2015 11:00	1379.1	
01/20/2015 12:00	1578.2	
01/20/2015 13:00	1802.7	
01/20/2015 14:00	1965.6	
01/20/2015 15:00	1894.4	
01/20/2015 16:00	2141.9	
01/20/2015 17:00	1843.5	
01/20/2015 18:00	2181.5	
01/20/2015 19:00	1774.9	
01/20/2015 20:00	1569.1	
01/20/2015 21:00	1342.4	
01/20/2015 22:00	1486.3	
01/20/2015 23:00	1896.2	1136 946.3
01/21/2015 00:00	1946.2	
01/21/2015 01:00	1861.9	
01/21/2015 02:00	1852.4	
01/21/2015 03:00	1645.2	
01/21/2015 04:00	1836.1	
01/21/2015 05:00	1891	

Time	Units 1&2 Combined	
	(Part 60 Data)	Day Count
01/21/2015 06:00	1497	
01/21/2015 07:00	1548.5	
01/21/2015 08:00	1266.7	
01/21/2015 09:00	1339	
01/21/2015 10:00	1459.3	
01/21/2015 11:00	1490.9	
01/21/2015 12:00	1348.5	
01/21/2015 13:00	1628.4	
01/21/2015 14:00	1227.8	
01/21/2015 15:00	1195.8	
01/21/2015 16:00	1669.3	
01/21/2015 17:00	1755.7	
01/21/2015 18:00	1629.3	
01/21/2015 19:00	1473.3	
01/21/2015 20:00	1776	
01/21/2015 21:00	1591.5	
01/21/2015 22:00	1500.7	
01/21/2015 23:00	999.3	1137
01/22/2015 00:00	1495.9	983.8
01/22/2015 01:00	1823.7	
01/22/2015 02:00	2061.7	
01/22/2015 03:00	1827.9	
01/22/2015 04:00	1794.6	
01/22/2015 05:00	1507.3	
01/22/2015 06:00	1317.8	
01/22/2015 07:00	1447.4	
01/22/2015 08:00	1293.9	
01/22/2015 09:00	1242.4	
01/22/2015 10:00	1378.3	
01/22/2015 11:00	1493.3	
01/22/2015 12:00	1512.7	
01/22/2015 13:00	1392.2	
01/22/2015 14:00	1321.1	
01/22/2015 15:00	1534.3	
01/22/2015 16:00	1642.4	
01/22/2015 17:00	1614.8	
01/22/2015 18:00	1652.6	
01/22/2015 19:00	2161.1	
01/22/2015 20:00	1954.5	
01/22/2015 21:00	1719.8	
01/22/2015 22:00	1259	
01/22/2015 23:00	1925.6	1138
01/23/2015 00:00	2034.7	1013.6
01/23/2015 01:00	1987.9	
01/23/2015 02:00	2016.9	

	Units 1&2 Combined			
Time	(Part 60 Data)	Day Count		
01/23/2015 03:00	1965.9			
01/23/2015 04:00	2082			
01/23/2015 05:00	2566.4			
01/23/2015 06:00	1919.9			
01/23/2015 07:00	1486.1			
01/23/2015 08:00	669.2			
01/23/2015 09:00	1503.5			
01/23/2015 10:00	891.3			
01/23/2015 11:00	543.8			
01/23/2015 12:00	1231.8			
01/23/2015 13:00	1202.4			
01/23/2015 14:00	1185.6			
01/23/2015 15:00	1403.1			
01/23/2015 16:00	1806			
01/23/2015 17:00	1633.3			
01/23/2015 18:00	1762.8			
01/23/2015 19:00	1526.9			
01/23/2015 20:00	1303.5			
01/23/2015 21:00	1240.1			
01/23/2015 22:00	1185.3			
01/23/2015 23:00	904.3	1139		1039.3
01/24/2015 00:00	795.4			
01/24/2015 01:00	857.5			
01/24/2015 02:00	850			
01/24/2015 03:00	861.4			
01/24/2015 04:00	980.9			
01/24/2015 05:00	1276.7			
01/24/2015 06:00	1315.1			
01/24/2015 07:00	1476.3			
01/24/2015 08:00	1590.2			
01/24/2015 09:00	2232.6			
01/24/2015 10:00	2228.5			
01/24/2015 11:00	2651.6			
01/24/2015 12:00	2267.8			
01/24/2015 13:00	2042.2			
01/24/2015 14:00	1888.8			
01/24/2015 15:00	1793.7			
01/24/2015 16:00	1879.9			
01/24/2015 17:00	2228.3			
01/24/2015 18:00	2405.1			
01/24/2015 19:00	2490.2			
01/24/2015 20:00	1485			
01/24/2015 21:00	1246			
01/24/2015 22:00	824.1			
01/24/2015 23:00	847.1	1140		1071.5

	Units 1&2 Combined	
Time	(Part 60 Data)	Day Count
01/25/2015 00:00	818.8	
01/25/2015 01:00	838.8	
01/25/2015 02:00	870.9	
01/25/2015 03:00	850.7	
01/25/2015 04:00	997.8	
01/25/2015 05:00	1109.4	
01/25/2015 06:00	1024.9	
01/25/2015 07:00	1109.2	
01/25/2015 08:00	1324.6	
01/25/2015 09:00	1424.2	
01/25/2015 10:00	1308.5	
01/25/2015 11:00	1377.2	
01/25/2015 12:00	1301.9	
01/25/2015 13:00	1239.8	
01/25/2015 14:00	1274.6	
01/25/2015 15:00	1185.6	
01/25/2015 16:00	1164	
01/25/2015 17:00	1461.8	
01/25/2015 18:00	1783.1	
01/25/2015 19:00	1561.6	
01/25/2015 20:00	1526.7	
01/25/2015 21:00	1153.2	
01/25/2015 22:00	2334.6	
01/25/2015 23:00	1966.1	1141 1083.9
01/26/2015 00:00	1594	
01/26/2015 01:00	2110.3	
01/26/2015 02:00	2156.9	
01/26/2015 03:00	2057.2	
01/26/2015 04:00	2133	
01/26/2015 05:00	1839.8	
01/26/2015 06:00	1716.2	
01/26/2015 07:00	1090.7	
01/26/2015 08:00	1444.9	
01/26/2015 09:00	1353.8	
01/26/2015 10:00	1389.8	
01/26/2015 11:00	1779.1	
01/26/2015 12:00	1702.1	
01/26/2015 13:00	1450.7	
01/26/2015 14:00	1556	
01/26/2015 15:00	1485.5	
01/26/2015 16:00	2605.3	
01/26/2015 17:00	1878.9	
01/26/2015 18:00	1924.2	
01/26/2015 19:00	1783.4	
01/26/2015 20:00	1583.9	

Time	Units 1&2 Combined	
	(Part 60 Data)	Day Count
01/26/2015 21:00	1420.5	
01/26/2015 22:00	1377.4	
01/26/2015 23:00	1164.7	1142 1110.7
01/27/2015 00:00	1176.1	
01/27/2015 01:00	1004.6	
01/27/2015 02:00	1145.5	
01/27/2015 03:00	1102.8	
01/27/2015 04:00	1324.7	
01/27/2015 05:00	1390.1	
01/27/2015 06:00	1560.4	
01/27/2015 07:00	1549.6	
01/27/2015 08:00	1523.7	
01/27/2015 09:00	2040.9	
01/27/2015 10:00	2227.4	
01/27/2015 11:00	2628.3	
01/27/2015 12:00	1718.4	
01/27/2015 13:00	1315.8	
01/27/2015 14:00	1483.4	
01/27/2015 15:00	1442.4	
01/27/2015 16:00	1378.5	
01/27/2015 17:00	1891	
01/27/2015 18:00	1947.6	
01/27/2015 19:00	1606.4	
01/27/2015 20:00	1659.6	
01/27/2015 21:00	1508.5	
01/27/2015 22:00	1362	
01/27/2015 23:00	1134.3	1143 1134.7
01/28/2015 00:00	1208.7	
01/28/2015 01:00	1039.9	
01/28/2015 02:00	539.7	
01/28/2015 03:00	807	
01/28/2015 04:00	593.8	
01/28/2015 05:00	434.5	
01/28/2015 06:00	777.2	
01/28/2015 07:00	800.6	
01/28/2015 08:00	886.2	
01/28/2015 09:00	788.8	
01/28/2015 10:00	731.1	
01/28/2015 11:00	718.6	
01/28/2015 12:00	700.2	
01/28/2015 13:00	678.7	
01/28/2015 14:00	664.1	
01/28/2015 15:00	681.2	
01/28/2015 16:00	674.3	
01/28/2015 17:00	893.7	

	Units 1&2 Combined		
Time	(Part 60 Data)	Day Count	
01/28/2015 18:00	782.1		
01/28/2015 19:00	864.7		
01/28/2015 20:00	833.2		
01/28/2015 21:00	683		
01/28/2015 22:00	641.5		
01/28/2015 23:00	696.1	1144	1128.2
01/29/2015 00:00	622.8		
01/29/2015 01:00	712.7		
01/29/2015 02:00	707.4		
01/29/2015 03:00	655		
01/29/2015 04:00	687		
01/29/2015 05:00	702.7		
01/29/2015 06:00	932.8		
01/29/2015 07:00	755.8		
01/29/2015 08:00	773.9		
01/29/2015 09:00	878.1		
01/29/2015 10:00	733.8		
01/29/2015 11:00	708.9		
01/29/2015 12:00	748		
01/29/2015 13:00	709.5		
01/29/2015 14:00	711.4		
01/29/2015 15:00	710.9		
01/29/2015 16:00	707.2		
01/29/2015 17:00	834.1		
01/29/2015 18:00	849.7		
01/29/2015 19:00	780.5		
01/29/2015 20:00	706.9		
01/29/2015 21:00	763.8		
01/29/2015 22:00	614.7		
01/29/2015 23:00	671.2	1145	1120.2
01/30/2015 00:00	634.3		
01/30/2015 01:00	387.3		
01/30/2015 02:00	379.5		
01/30/2015 03:00	340		
01/30/2015 04:00	452.7		
01/30/2015 05:00	534.1		
01/30/2015 06:00	767		
01/30/2015 07:00	1558.7		
01/30/2015 08:00	1444.9		
01/30/2015 09:00	845.1		
01/30/2015 10:00	884.8		
01/30/2015 11:00	848.2		
01/30/2015 12:00	938.4		
01/30/2015 13:00	926		
01/30/2015 14:00	815.9		

Time	Units 1&2 Combined	
	(Part 60 Data)	Day Count
01/30/2015 15:00	1153.1	
01/30/2015 16:00	838.3	
01/30/2015 17:00	911.8	
01/30/2015 18:00	930.4	
01/30/2015 19:00	870.3	
01/30/2015 20:00	898.4	
01/30/2015 21:00	873.1	
01/30/2015 22:00	838.3	
01/30/2015 23:00	798.4	1146
01/31/2015 00:00	668.8	1114.2
01/31/2015 01:00	825.5	
01/31/2015 02:00	1360.9	
01/31/2015 03:00	937.3	
01/31/2015 04:00	805.7	
01/31/2015 05:00	897.7	
01/31/2015 06:00	881.1	
01/31/2015 07:00	901.9	
01/31/2015 08:00	901.3	
01/31/2015 09:00	846.6	
01/31/2015 10:00	798.6	
01/31/2015 11:00	845.5	
01/31/2015 12:00	634.6	
01/31/2015 13:00	830.1	
01/31/2015 14:00	639.8	
01/31/2015 15:00	687.4	
01/31/2015 16:00	724.1	
01/31/2015 17:00	795.2	
01/31/2015 18:00	777.2	
01/31/2015 19:00	873.4	
01/31/2015 20:00	784.7	
01/31/2015 21:00	733.9	
01/31/2015 22:00	615.5	
01/31/2015 23:00	615.8	1147
02/01/2015 00:00	552.1	1116.9
02/01/2015 01:00	660.5	
02/01/2015 02:00	707.6	
02/01/2015 03:00	570.5	
02/01/2015 04:00	605.1	
02/01/2015 05:00	651.3	
02/01/2015 06:00	730.4	
02/01/2015 07:00	801.5	
02/01/2015 08:00	829.8	
02/01/2015 09:00	830.9	
02/01/2015 10:00	805.2	
02/01/2015 11:00	833.4	

Time	Units 1&2 Combined	
	(Part 60 Data)	Day Count
02/01/2015 12:00	836.9	
02/01/2015 13:00	810.2	
02/01/2015 14:00	833.1	
02/01/2015 15:00	854	
02/01/2015 16:00	794.9	
02/01/2015 17:00	845	
02/01/2015 18:00	786.2	
02/01/2015 19:00	807.3	
02/01/2015 20:00	767.2	
02/01/2015 21:00	761.6	
02/01/2015 22:00	955.4	
02/01/2015 23:00	874.5	1148 1131.9
02/02/2015 00:00	1164.5	
02/02/2015 01:00	789	
02/02/2015 02:00	726.3	
02/02/2015 03:00	531.3	
02/02/2015 04:00	565.1	
02/02/2015 05:00	833.7	
02/02/2015 06:00	1230.3	
02/02/2015 07:00	1359.6	
02/02/2015 08:00	1407.7	
02/02/2015 09:00	1484.5	
02/02/2015 10:00	1094.7	
02/02/2015 11:00	1295.6	
02/02/2015 12:00	1327.6	
02/02/2015 13:00	1141.5	
02/02/2015 14:00	1155.2	
02/02/2015 15:00	1078.7	
02/02/2015 16:00	1113.3	
02/02/2015 17:00	1265.7	
02/02/2015 18:00	1191.1	
02/02/2015 19:00	1297.8	
02/02/2015 20:00	1677.9	
02/02/2015 21:00	1913.1	
02/02/2015 22:00	1862.6	
02/02/2015 23:00	1532.8	1149 1152.6
02/03/2015 00:00	1491.4	
02/03/2015 01:00	1394.4	
02/03/2015 02:00	1392.9	
02/03/2015 03:00	1356.2	
02/03/2015 04:00	1312.7	
02/03/2015 05:00	1339.5	
02/03/2015 06:00	1614	
02/03/2015 07:00	1497.8	
02/03/2015 08:00	1664.6	

	Units 1&2 Combined	
Time	(Part 60 Data)	Day Count
02/03/2015 09:00	1677.7	
02/03/2015 10:00	1689.9	
02/03/2015 11:00	1916.9	
02/03/2015 12:00	1720.1	
02/03/2015 13:00	2029.3	
02/03/2015 14:00	2940.8	
02/03/2015 15:00	1572.2	
02/03/2015 16:00	1096.2	
02/03/2015 17:00	1030.7	
02/03/2015 18:00	1276	
02/03/2015 19:00	1319.9	
02/03/2015 20:00	1533.2	
02/03/2015 21:00	1378.7	
02/03/2015 22:00	1157.8	
02/03/2015 23:00	1143.4	1150 1189.2
02/04/2015 00:00	1031.5	
02/04/2015 01:00	968.8	
02/04/2015 02:00	978.1	
02/04/2015 03:00	1006	
02/04/2015 04:00	1336.5	
02/04/2015 05:00	1934.6	
02/04/2015 06:00	2064.6	
02/04/2015 07:00	1695.1	
02/04/2015 08:00	1684.8	
02/04/2015 09:00	1504.1	
02/04/2015 10:00	1187.7	
02/04/2015 11:00	1139.7	
02/04/2015 12:00	935	
02/04/2015 13:00	847	
02/04/2015 14:00	798.8	
02/04/2015 15:00	843.6	
02/04/2015 16:00	1532.6	
02/04/2015 17:00	3481.7	
02/04/2015 18:00	2876.4	
02/04/2015 19:00	2196	
02/04/2015 20:00	2085.7	
02/04/2015 21:00	1412.4	
02/04/2015 22:00	1107.2	
02/04/2015 23:00	931.3	1151 1217.0
02/05/2015 00:00	887.1	
02/05/2015 01:00	835.5	
02/05/2015 02:00	810.4	
02/05/2015 03:00	1032.5	
02/05/2015 04:00	1579.5	
02/05/2015 05:00	2547.6	

	Units 1&2 Combined	
Time	(Part 60 Data)	Day Count
02/05/2015 06:00	1716.1	
02/05/2015 07:00	1495.6	
02/05/2015 08:00	1331.3	
02/05/2015 09:00	1360.3	
02/05/2015 10:00	1243.5	
02/05/2015 11:00	999.3	
02/05/2015 12:00	855.5	
02/05/2015 13:00	770.6	
02/05/2015 14:00	522.6	
02/05/2015 15:00	329.8	
02/05/2015 16:00	335.2	
02/05/2015 17:00	285	
02/05/2015 18:00	218.1	
02/05/2015 19:00	481.6	
02/05/2015 20:00	825.8	
02/05/2015 21:00	1312.7	
02/05/2015 22:00	1706	
02/05/2015 23:00	1288.7	1152 1233.6
02/06/2015 00:00	594.9	
02/06/2015 01:00	519.8	
02/06/2015 02:00	425.2	
02/06/2015 03:00	578.1	
02/06/2015 04:00	617.6	
02/06/2015 05:00	604.3	
02/06/2015 06:00	600.6	
02/06/2015 07:00	661.2	
02/06/2015 08:00	713.8	
02/06/2015 09:00	808.6	
02/06/2015 10:00	886.3	
02/06/2015 11:00	782.1	
02/06/2015 12:00	825.8	
02/06/2015 13:00	938	
02/06/2015 14:00	852.6	
02/06/2015 15:00	792.8	
02/06/2015 16:00	678.8	
02/06/2015 17:00	625.4	
02/06/2015 18:00	746.5	
02/06/2015 19:00	844.1	
02/06/2015 20:00	897.1	
02/06/2015 21:00	811.3	
02/06/2015 22:00	659.8	
02/06/2015 23:00	511.5	1153 1226.5
02/07/2015 00:00	460.4	
02/07/2015 01:00	514.1	
02/07/2015 02:00	759.4	

Time	Units 1&2 Combined	
	(Part 60 Data)	Day Count
02/07/2015 03:00	613.5	
02/07/2015 04:00	428.5	
02/07/2015 05:00	525	
02/07/2015 06:00	595	
02/07/2015 07:00	927.5	
02/07/2015 08:00	841.5	
02/07/2015 09:00	494.4	
02/07/2015 10:00	341.3	
02/07/2015 11:00	333	
02/07/2015 12:00	402.1	
02/07/2015 13:00	259.9	
02/07/2015 14:00	334.6	
02/07/2015 15:00	522.9	
02/07/2015 16:00	726.2	
02/07/2015 17:00	504.7	
02/07/2015 18:00	801.4	
02/07/2015 19:00	637.4	
02/07/2015 20:00	489.8	
02/07/2015 21:00	399.7	
02/07/2015 22:00	385.8	
02/07/2015 23:00	385.9	1154 1188.3
02/08/2015 00:00	284.4	
02/08/2015 01:00	207	
02/08/2015 02:00	157.3	
02/08/2015 03:00	256	
02/08/2015 04:00	351.1	
02/08/2015 05:00	511.8	
02/08/2015 06:00	381.2	
02/08/2015 07:00	594.1	
02/08/2015 08:00	743	
02/08/2015 09:00	259.2	
02/08/2015 10:00	512.8	
02/08/2015 11:00	462.1	
02/08/2015 12:00	554.3	
02/08/2015 13:00	761.7	
02/08/2015 14:00	486	
02/08/2015 15:00	632.3	
02/08/2015 16:00	641.8	
02/08/2015 17:00	719.6	
02/08/2015 18:00	643.4	
02/08/2015 19:00	513.6	
02/08/2015 20:00	591	
02/08/2015 21:00	541.1	
02/08/2015 22:00	450.3	
02/08/2015 23:00	480.7	1155 1169.8

	Units 1&2 Combined	
Time	(Part 60 Data)	Day Count
02/09/2015 00:00	371.3	
02/09/2015 01:00	404.7	
02/09/2015 02:00	293.5	
02/09/2015 03:00	381.5	
02/09/2015 04:00	457	
02/09/2015 05:00	666.1	
02/09/2015 06:00	1011.9	
02/09/2015 07:00	827.4	
02/09/2015 08:00	695	
02/09/2015 09:00	733.6	
02/09/2015 10:00	947.2	
02/09/2015 11:00	932.9	
02/09/2015 12:00	916.1	
02/09/2015 13:00	998.4	
02/09/2015 14:00	967.2	
02/09/2015 15:00	1040.3	
02/09/2015 16:00	1112.5	
02/09/2015 17:00	1077.2	
02/09/2015 18:00	1077.1	
02/09/2015 19:00	999.7	
02/09/2015 20:00	968.6	
02/09/2015 21:00	934.1	
02/09/2015 22:00	746.5	
02/09/2015 23:00	709.4	1156 1160.8
02/10/2015 00:00	592.4	
02/10/2015 01:00	639.3	
02/10/2015 02:00	613.4	
02/10/2015 03:00	723	
02/10/2015 04:00	1002.3	
02/10/2015 05:00	1501.1	
02/10/2015 06:00	2010.9	
02/10/2015 07:00	901.6	
02/10/2015 08:00	681.7	
02/10/2015 09:00	848.7	
02/10/2015 10:00	996.3	
02/10/2015 11:00	906.1	
02/10/2015 12:00	866	
02/10/2015 13:00	870.8	
02/10/2015 14:00	892.3	
02/10/2015 15:00	832.9	
02/10/2015 16:00	807.7	
02/10/2015 17:00	870.1	
02/10/2015 18:00	849.3	
02/10/2015 19:00	838.5	
02/10/2015 20:00	874.4	

Time	Units 1&2 Combined	
	(Part 60 Data)	Day Count
02/10/2015 21:00	832.2	
02/10/2015 22:00	867.6	
02/10/2015 23:00	890.3	1157
02/11/2015 00:00	837	1154.4
02/11/2015 01:00	911.8	
02/11/2015 02:00	903.8	
02/11/2015 03:00	853.2	
02/11/2015 04:00	848.8	
02/11/2015 05:00	857.2	
02/11/2015 06:00	865.4	
02/11/2015 07:00	903.3	
02/11/2015 08:00	858	
02/11/2015 09:00	896.1	
02/11/2015 10:00	904.3	
02/11/2015 11:00	912.9	
02/11/2015 12:00	950.4	
02/11/2015 13:00	1058.6	
02/11/2015 14:00	1197.4	
02/11/2015 15:00	1531.4	
02/11/2015 16:00	2750.8	
02/11/2015 17:00	1370.1	
02/11/2015 18:00	1261.4	
02/11/2015 19:00	969.2	
02/11/2015 20:00	992.9	
02/11/2015 21:00	723.2	
02/11/2015 22:00	734	
02/11/2015 23:00	579.4	1158
02/12/2015 00:00	849.4	1139.7
02/12/2015 01:00	738.4	
02/12/2015 02:00	715.9	
02/12/2015 03:00	676.7	
02/12/2015 04:00	797.9	
02/12/2015 05:00	792.3	
02/12/2015 06:00	801.3	
02/12/2015 07:00	1031.1	
02/12/2015 08:00	921.6	
02/12/2015 09:00	737.9	
02/12/2015 10:00	814.9	
02/12/2015 11:00	1030.4	
02/12/2015 12:00	762.4	
02/12/2015 13:00	705.1	
02/12/2015 14:00	726.5	
02/12/2015 15:00	803.4	
02/12/2015 16:00	770.3	
02/12/2015 17:00	787.2	

Time	Units 1&2 Combined	
	(Part 60 Data)	Day Count
02/12/2015 18:00	812.3	
02/12/2015 19:00	813.9	
02/12/2015 20:00	798	
02/12/2015 21:00	720.3	
02/12/2015 22:00	674.2	
02/12/2015 23:00	755.9	1159
02/13/2015 00:00	745.4	1116.0
02/13/2015 01:00	785.8	
02/13/2015 02:00	692.4	
02/13/2015 03:00	630.9	
02/13/2015 04:00	787.9	
02/13/2015 05:00	809.1	
02/13/2015 06:00	723.6	
02/13/2015 07:00	734.9	
02/13/2015 08:00	775.2	
02/13/2015 09:00	809.1	
02/13/2015 10:00	810.8	
02/13/2015 11:00	773	
02/13/2015 12:00	735.8	
02/13/2015 13:00	831.6	
02/13/2015 14:00	951.2	
02/13/2015 15:00	903	
02/13/2015 16:00	899.1	
02/13/2015 17:00	1160.7	
02/13/2015 18:00	1069.9	
02/13/2015 19:00	876.9	
02/13/2015 20:00	1267.8	
02/13/2015 21:00	2644.4	
02/13/2015 22:00	1938.5	
02/13/2015 23:00	1179	1160
02/14/2015 00:00	929.2	1101.4
02/14/2015 01:00	1046.5	
02/14/2015 02:00	1012.9	
02/14/2015 03:00	1499.7	
02/14/2015 04:00	1119.1	
02/14/2015 05:00	1120.1	
02/14/2015 06:00	1229.6	
02/14/2015 07:00	1505.1	
02/14/2015 08:00	1637.2	
02/14/2015 09:00	1698.9	
02/14/2015 10:00	3146.4	
02/14/2015 11:00	4092	
02/14/2015 12:00	3311.6	
02/14/2015 13:00	2235.9	
02/14/2015 14:00	2176.8	

	Units 1&2 Combined	
Time	(Part 60 Data)	Day Count
02/14/2015 15:00	1895.1	
02/14/2015 16:00	1901.3	
02/14/2015 17:00	1903.7	
02/14/2015 18:00	2282.4	
02/14/2015 19:00	1694.9	
02/14/2015 20:00	1274.8	
02/14/2015 21:00	1578.1	
02/14/2015 22:00	1736	
02/14/2015 23:00	1756.4	1161 1112.4
02/15/2015 00:00	1792.3	
02/15/2015 01:00	1677	
02/15/2015 02:00	1462.5	
02/15/2015 03:00	1401.6	
02/15/2015 04:00	1414.9	
02/15/2015 05:00	1407.3	
02/15/2015 06:00	1359.8	
02/15/2015 07:00	1527.7	
02/15/2015 08:00	1844.9	
02/15/2015 09:00	1821.9	
02/15/2015 10:00	2169.1	
02/15/2015 11:00	2838.5	
02/15/2015 12:00	2676.8	
02/15/2015 13:00	2208.4	
02/15/2015 14:00	1964.3	
02/15/2015 15:00	1608.9	
02/15/2015 16:00	2004.5	
02/15/2015 17:00	2734.4	
02/15/2015 18:00	3332.8	
02/15/2015 19:00	2434.4	
02/15/2015 20:00	2246.6	
02/15/2015 21:00	1818.4	
02/15/2015 22:00	1717.8	
02/15/2015 23:00	1814.2	1162 1136.7
02/16/2015 00:00	1953.4	
02/16/2015 01:00	1924	
02/16/2015 02:00	1796.1	
02/16/2015 03:00	1754.2	
02/16/2015 04:00	1801.6	
02/16/2015 05:00	1965.8	
02/16/2015 06:00	1873.3	
02/16/2015 07:00	1877.7	
02/16/2015 08:00	1936.3	
02/16/2015 09:00	1976.4	
02/16/2015 10:00	1653.1	
02/16/2015 11:00	1518.7	

Time	Units 1&2 Combined	
	(Part 60 Data)	Day Count
02/16/2015 12:00	1267.1	
02/16/2015 13:00	1525.8	
02/16/2015 14:00	1820	
02/16/2015 15:00	1556.3	
02/16/2015 16:00	1663.9	
02/16/2015 17:00	1502.2	
02/16/2015 18:00	1442.4	
02/16/2015 19:00	1449.1	
02/16/2015 20:00	1663	
02/16/2015 21:00	1534.3	
02/16/2015 22:00	1468.8	
02/16/2015 23:00	1552.4	1163 1162.0
02/17/2015 00:00	1348.8	
02/17/2015 01:00	1628.1	
02/17/2015 02:00	1861.7	
02/17/2015 03:00	2067.5	
02/17/2015 04:00	2214.5	
02/17/2015 05:00	2186.3	
02/17/2015 06:00	1991.6	
02/17/2015 07:00	1684	
02/17/2015 08:00	2305.7	
02/17/2015 09:00	2281.9	
02/17/2015 10:00	1218.7	
02/17/2015 11:00	1555.3	
02/17/2015 12:00	1627.9	
02/17/2015 13:00	1389.5	
02/17/2015 14:00	1444.5	
02/17/2015 15:00	1458.2	
02/17/2015 16:00	1644.7	
02/17/2015 17:00	1557.1	
02/17/2015 18:00	1666.7	
02/17/2015 19:00	1889.3	
02/17/2015 20:00	1836.3	
02/17/2015 21:00	1657	
02/17/2015 22:00	1723.9	
02/17/2015 23:00	1783.1	1164 1194.7
02/18/2015 00:00	1602	
02/18/2015 01:00	1696.8	
02/18/2015 02:00	1553.9	
02/18/2015 03:00	1644.8	
02/18/2015 04:00	1646.8	
02/18/2015 05:00	1785.9	
02/18/2015 06:00	1942	
02/18/2015 07:00	1287.4	
02/18/2015 08:00	1610.4	

	Units 1&2 Combined	
Time	(Part 60 Data)	Day Count
02/18/2015 09:00	1695.4	
02/18/2015 10:00	2283.2	
02/18/2015 11:00	2696.1	
02/18/2015 12:00	2599.9	
02/18/2015 13:00	2464.3	
02/18/2015 14:00	2521.2	
02/18/2015 15:00	2483.7	
02/18/2015 16:00	2689.2	
02/18/2015 17:00	2664.3	
02/18/2015 18:00	2516.1	
02/18/2015 19:00	2388	
02/18/2015 20:00	2298.1	
02/18/2015 21:00	2507.4	
02/18/2015 22:00	2401.2	
02/18/2015 23:00	2285.8	1165 1237.4
02/19/2015 00:00	2081.5	
02/19/2015 01:00	2730.3	
02/19/2015 02:00	2582.8	
02/19/2015 03:00	2541.8	
02/19/2015 04:00	2399.6	
02/19/2015 05:00	2259.5	
02/19/2015 06:00	2267.2	
02/19/2015 07:00	2141.3	
02/19/2015 08:00	2113.4	
02/19/2015 09:00	2171	
02/19/2015 10:00	2167	
02/19/2015 11:00	2198.1	
02/19/2015 12:00	2437.8	
02/19/2015 13:00	2353.7	
02/19/2015 14:00	2141.4	
02/19/2015 15:00	2019	
02/19/2015 16:00	1994	
02/19/2015 17:00	1974.5	
02/19/2015 18:00	1867.4	
02/19/2015 19:00	1693.3	
02/19/2015 20:00	1845.1	
02/19/2015 21:00	1696	
02/19/2015 22:00	1710.3	
02/19/2015 23:00	1771.6	1166 1255.8
02/20/2015 00:00	1734.6	
02/20/2015 01:00	1689.8	
02/20/2015 02:00	1898.3	
02/20/2015 03:00	1682.4	
02/20/2015 04:00	1818.6	
02/20/2015 05:00	1903.8	

	Units 1&2 Combined	
Time	(Part 60 Data)	Day Count
02/20/2015 06:00	1745.3	
02/20/2015 07:00	1795.7	
02/20/2015 08:00	1845.7	
02/20/2015 09:00	1794.5	
02/20/2015 10:00	1817.6	
02/20/2015 11:00	1784.8	
02/20/2015 12:00	1430.6	
02/20/2015 13:00	991.4	
02/20/2015 14:00	794.9	
02/20/2015 15:00	335.3	
02/20/2015 16:00	133.2	
02/20/2015 17:00	386.4	
02/20/2015 18:00	1135.8	
02/20/2015 19:00	1349.7	
02/20/2015 20:00	1554.4	
02/20/2015 21:00	1600.5	
02/20/2015 22:00	1715.7	
02/20/2015 23:00	1718.3	1167 1252.0
02/21/2015 00:00	1421.9	
02/21/2015 01:00	1130.9	
02/21/2015 02:00	1448	
02/21/2015 03:00	1421.4	
02/21/2015 04:00	1430.4	
02/21/2015 05:00	1353	
02/21/2015 06:00	1343.9	
02/21/2015 07:00	1408.7	
02/21/2015 08:00	1366	
02/21/2015 09:00	1266.4	
02/21/2015 10:00	1206.9	
02/21/2015 11:00	1243	
02/21/2015 12:00	1316.9	
02/21/2015 13:00	1444.3	
02/21/2015 14:00	1385.3	
02/21/2015 15:00	1332.3	
02/21/2015 16:00	1403.2	
02/21/2015 17:00	1322.5	
02/21/2015 18:00	1289.7	
02/21/2015 19:00	1247.8	
02/21/2015 20:00	1188.7	
02/21/2015 21:00	1177.6	
02/21/2015 22:00	1192.3	
02/21/2015 23:00	1042.8	1168 1242.3
02/22/2015 00:00	1204.4	
02/22/2015 01:00	1144.2	
02/22/2015 02:00	1219.2	

Time	Units 1&2 Combined	
	(Part 60 Data)	Day Count
02/22/2015 03:00	1238.8	
02/22/2015 04:00	1175	
02/22/2015 05:00	1206.6	
02/22/2015 06:00	1391	
02/22/2015 07:00	1309.4	
02/22/2015 08:00	1398.9	
02/22/2015 09:00	1604.3	
02/22/2015 10:00	1487.8	
02/22/2015 11:00	1375.4	
02/22/2015 12:00	1274.1	
02/22/2015 13:00	1330.6	
02/22/2015 14:00	1277.1	
02/22/2015 15:00	1330.5	
02/22/2015 16:00	1409.9	
02/22/2015 17:00	1379	
02/22/2015 18:00	1276.1	
02/22/2015 19:00	1235.3	
02/22/2015 20:00	1226.9	
02/22/2015 21:00	1238	
02/22/2015 22:00	1193.1	
02/22/2015 23:00	1007.1	1169
02/23/2015 00:00	1164.1	1235.1
02/23/2015 01:00	1251.1	
02/23/2015 02:00	1033.5	
02/23/2015 03:00	1331.8	
02/23/2015 04:00	1376.5	
02/23/2015 05:00	1189.4	
02/23/2015 06:00	1324.6	
02/23/2015 07:00	1351.8	
02/23/2015 08:00	1278.9	
02/23/2015 09:00	1245.3	
02/23/2015 10:00	1241.4	
02/23/2015 11:00	1184.8	
02/23/2015 12:00	1134.7	
02/23/2015 13:00	1226.7	
02/23/2015 14:00	1294	
02/23/2015 15:00	1281.5	
02/23/2015 16:00	1366.2	
02/23/2015 17:00	1326.1	
02/23/2015 18:00	1281.8	
02/23/2015 19:00	1282.2	
02/23/2015 20:00	1191	
02/23/2015 21:00	1094	
02/23/2015 22:00	1212.1	
02/23/2015 23:00	1218.9	1170
		1223.2

	Units 1&2 Combined	
Time	(Part 60 Data)	Day Count
02/24/2015 00:00	1177.5	
02/24/2015 01:00	984.8	
02/24/2015 02:00	1137.9	
02/24/2015 03:00	1095.7	
02/24/2015 04:00	1099.1	
02/24/2015 05:00	1092.6	
02/24/2015 06:00	1139.5	
02/24/2015 07:00	1085.2	
02/24/2015 08:00	1206	
02/24/2015 09:00	1336	
02/24/2015 10:00	1255.3	
02/24/2015 11:00	1297.6	
02/24/2015 12:00	1252.2	
02/24/2015 13:00	1319.8	
02/24/2015 14:00	1266.9	
02/24/2015 15:00	1318.2	
02/24/2015 16:00	1392.6	
02/24/2015 17:00	1239.4	
02/24/2015 18:00	1276.9	
02/24/2015 19:00	1364.6	
02/24/2015 20:00	1327.2	
02/24/2015 21:00	1255.6	
02/24/2015 22:00	1357.3	
02/24/2015 23:00	1423.6	1171 1221.3
02/25/2015 00:00	1237.6	
02/25/2015 01:00	1297.7	
02/25/2015 02:00	1250.8	
02/25/2015 03:00	1210.3	
02/25/2015 04:00	1191.3	
02/25/2015 05:00	1175.2	
02/25/2015 06:00	1129.9	
02/25/2015 07:00	1117.3	
02/25/2015 08:00	1115.6	
02/25/2015 09:00	1176.1	
02/25/2015 10:00	1024.7	
02/25/2015 11:00	941.7	
02/25/2015 12:00	917.2	
02/25/2015 13:00	1257	
02/25/2015 14:00	1060.2	
02/25/2015 15:00	823	
02/25/2015 16:00	1031.2	
02/25/2015 17:00	969.6	
02/25/2015 18:00	966.1	
02/25/2015 19:00	1041.2	
02/25/2015 20:00	1008.7	

	Units 1&2 Combined		
Time	(Part 60 Data)	Day Count	
02/25/2015 21:00	1075.5		
02/25/2015 22:00	1016.4		
02/25/2015 23:00	928.7	1172	1201.0
02/26/2015 00:00	936.9		
02/26/2015 01:00	1052.8		
02/26/2015 02:00	1073.3		
02/26/2015 03:00	1062.6		
02/26/2015 04:00	1066.2		
02/26/2015 05:00	1063.3		
02/26/2015 06:00	1116.8		
02/26/2015 07:00	990.1		
02/26/2015 08:00	930.7		
02/26/2015 09:00	1184.1		
02/26/2015 10:00	1128.1		
02/26/2015 11:00	1146.5		
02/26/2015 12:00	1246		
02/26/2015 13:00	1268.9		
02/26/2015 14:00	1217.8		
02/26/2015 15:00	1265		
02/26/2015 16:00	1144		
02/26/2015 17:00	1196.8		
02/26/2015 18:00	1235.2		
02/26/2015 19:00	1011.2		
02/26/2015 20:00	1084.3		
02/26/2015 21:00	1262		
02/26/2015 22:00	1171.2		
02/26/2015 23:00	1012.9	1173	1186.8
02/27/2015 00:00	980.5		
02/27/2015 01:00	1404.3		
02/27/2015 02:00	1205		
02/27/2015 03:00	1023.1		
02/27/2015 04:00	1113.5		
02/27/2015 05:00	1026.7		
02/27/2015 06:00	1011.6		
02/27/2015 07:00	987.5		
02/27/2015 08:00	1140.6		
02/27/2015 09:00	1095.8		
02/27/2015 10:00	1392.5		
02/27/2015 11:00	1778.7		
02/27/2015 12:00	1315.4		
02/27/2015 13:00	1091.7		
02/27/2015 14:00	1306.3		
02/27/2015 15:00	1162.4		
02/27/2015 16:00	1059.1		
02/27/2015 17:00	1171.4		

	Units 1&2 Combined		
Time	(Part 60 Data)	Day Count	
02/27/2015 18:00	1164.6		
02/27/2015 19:00	1163.1		
02/27/2015 20:00	1237.7		
02/27/2015 21:00	1308.5		
02/27/2015 22:00	1308.3		
02/27/2015 23:00	1232.2	1174	1201.4
02/28/2015 00:00	1359.4		
02/28/2015 01:00	1151.7		
02/28/2015 02:00	1456.6		
02/28/2015 03:00	1311.9		
02/28/2015 04:00	1363.4		
02/28/2015 05:00	1137.8		
02/28/2015 06:00	1308.2		
02/28/2015 07:00	1501.6		
02/28/2015 08:00	1358.6		
02/28/2015 09:00	1418.5		
02/28/2015 10:00	518.5		
02/28/2015 11:00	554.4		
02/28/2015 12:00	385.6		
02/28/2015 13:00	280.7		
02/28/2015 14:00	0		
02/28/2015 15:00	0		
02/28/2015 16:00	0		
02/28/2015 17:00	0		
02/28/2015 18:00	0		
02/28/2015 19:00	0		
02/28/2015 20:00	0		
02/28/2015 21:00	0		
02/28/2015 22:00	0		
02/28/2015 23:00	0	1175	1214.7
03/01/2015 00:00	0		
03/01/2015 01:00	0		
03/01/2015 02:00	0		
03/01/2015 03:00	0		
03/01/2015 04:00	0		
03/01/2015 05:00	0		
03/01/2015 06:00	0		
03/01/2015 07:00	0		
03/01/2015 08:00	0		
03/01/2015 09:00	0		
03/01/2015 10:00	0		
03/01/2015 11:00	801.5		
03/01/2015 12:00	802.3		
03/01/2015 13:00	1014.8		
03/01/2015 14:00	742.6		

Time	Units 1&2 Combined	
	(Part 60 Data)	Day Count
03/01/2015 15:00	860.7	
03/01/2015 16:00	1143.9	
03/01/2015 17:00	764.7	
03/01/2015 18:00	877.3	
03/01/2015 19:00	896.2	
03/01/2015 20:00	802.9	
03/01/2015 21:00	912.9	
03/01/2015 22:00	956.1	
03/01/2015 23:00	660.9	1176 1221.5
03/02/2015 00:00	1002	
03/02/2015 01:00	886.4	
03/02/2015 02:00	870.6	
03/02/2015 03:00	884.8	
03/02/2015 04:00	805.9	
03/02/2015 05:00	958.8	
03/02/2015 06:00	1014.6	
03/02/2015 07:00	756.6	
03/02/2015 08:00	1118.7	
03/02/2015 09:00	716	
03/02/2015 10:00	0	
03/02/2015 11:00	0	
03/02/2015 12:00	0	
03/02/2015 13:00	0	
03/02/2015 14:00	0	
03/02/2015 15:00	0	
03/02/2015 16:00	0	
03/02/2015 17:00	0	
03/02/2015 18:00	0	
03/02/2015 19:00	0	
03/02/2015 20:00	0	
03/02/2015 21:00	0	
03/02/2015 22:00	0	
03/02/2015 23:00	0	1177 1231.3
03/03/2015 00:00	0	
03/03/2015 01:00	0	
03/03/2015 02:00	0	
03/03/2015 03:00	0	
03/03/2015 04:00	0	
03/03/2015 05:00	0	
03/03/2015 06:00	0	
03/03/2015 07:00	0	
03/03/2015 08:00	501	
03/03/2015 09:00	666.8	
03/03/2015 10:00	751.7	
03/03/2015 11:00	631.2	

Time	Units 1&2 Combined	
	(Part 60 Data)	Day Count
03/03/2015 12:00	656.4	
03/03/2015 13:00	805	
03/03/2015 14:00	726.3	
03/03/2015 15:00	706.6	
03/03/2015 16:00	723.8	
03/03/2015 17:00	758.6	
03/03/2015 18:00	646.4	
03/03/2015 19:00	786.8	
03/03/2015 20:00	636.2	
03/03/2015 21:00	679.8	
03/03/2015 22:00	685.9	
03/03/2015 23:00	544.8	1178 1234.7
03/04/2015 00:00	714.5	
03/04/2015 01:00	546	
03/04/2015 02:00	731.3	
03/04/2015 03:00	796.9	
03/04/2015 04:00	774.4	
03/04/2015 05:00	796.1	
03/04/2015 06:00	839.8	
03/04/2015 07:00	687.7	
03/04/2015 08:00	1350.4	
03/04/2015 09:00	515.3	
03/04/2015 10:00	0	
03/04/2015 11:00	0	
03/04/2015 12:00	0	
03/04/2015 13:00	0	
03/04/2015 14:00	0	
03/04/2015 15:00	0	
03/04/2015 16:00	0	
03/04/2015 17:00	0	
03/04/2015 18:00	0	
03/04/2015 19:00	0	
03/04/2015 20:00	0	
03/04/2015 21:00	0	
03/04/2015 22:00	0	
03/04/2015 23:00	0	1179 1228.6
03/05/2015 00:00	0	
03/05/2015 01:00	0	
03/05/2015 02:00	0	
03/05/2015 03:00	0	
03/05/2015 04:00	0	
03/05/2015 05:00	0	
03/05/2015 06:00	0	
03/05/2015 07:00	0	
03/05/2015 08:00	0	

Time	Units 1&2 Combined	
	(Part 60 Data)	Day Count
03/05/2015 09:00	0	
03/05/2015 10:00	0	
03/05/2015 11:00	546.2	
03/05/2015 12:00	613.1	
03/05/2015 13:00	691.3	
03/05/2015 14:00	659.8	
03/05/2015 15:00	725.1	
03/05/2015 16:00	679.6	
03/05/2015 17:00	701.1	
03/05/2015 18:00	553.9	
03/05/2015 19:00	730.1	
03/05/2015 20:00	782.7	
03/05/2015 21:00	712.7	
03/05/2015 22:00	733.2	
03/05/2015 23:00	812.3	1180 1207.0
03/06/2015 00:00	677.6	
03/06/2015 01:00	712.1	
03/06/2015 02:00	709.1	
03/06/2015 03:00	884.8	
03/06/2015 04:00	667.9	
03/06/2015 05:00	744.9	
03/06/2015 06:00	717.1	
03/06/2015 07:00	857.2	
03/06/2015 08:00	704.3	
03/06/2015 09:00	741.5	
03/06/2015 10:00	709.8	
03/06/2015 11:00	607.7	
03/06/2015 12:00	755.2	
03/06/2015 13:00	688.4	
03/06/2015 14:00	636	
03/06/2015 15:00	624.9	
03/06/2015 16:00	632	
03/06/2015 17:00	637.2	
03/06/2015 18:00	707.7	
03/06/2015 19:00	672.1	
03/06/2015 20:00	720.5	
03/06/2015 21:00	693.6	
03/06/2015 22:00	712.1	
03/06/2015 23:00	713.3	1181 1178.4
03/07/2015 00:00	617	
03/07/2015 01:00	424.5	
03/07/2015 02:00	320.6	
03/07/2015 03:00	246	
03/07/2015 04:00	484.4	
03/07/2015 05:00	609.1	

	Units 1&2 Combined	
Time	(Part 60 Data)	Day Count
03/07/2015 06:00	592.9	
03/07/2015 07:00	609.9	
03/07/2015 08:00	781.7	
03/07/2015 09:00	619.8	
03/07/2015 10:00	900.3	
03/07/2015 11:00	687.2	
03/07/2015 12:00	679	
03/07/2015 13:00	767.5	
03/07/2015 14:00	607.6	
03/07/2015 15:00	714.2	
03/07/2015 16:00	645.7	
03/07/2015 17:00	715.9	
03/07/2015 18:00	626.8	
03/07/2015 19:00	648.2	
03/07/2015 20:00	745.2	
03/07/2015 21:00	607.5	
03/07/2015 22:00	666.9	
03/07/2015 23:00	573.7	1182 1163.3
03/08/2015 00:00	604.9	
03/08/2015 01:00	574.1	
03/08/2015 02:00	640	
03/08/2015 03:00	689.3	
03/08/2015 04:00	546.8	
03/08/2015 05:00	647.8	
03/08/2015 06:00	889.7	
03/08/2015 07:00	626.1	
03/08/2015 08:00	641.3	
03/08/2015 09:00	615.4	
03/08/2015 10:00	616.9	
03/08/2015 11:00	617.5	
03/08/2015 12:00	603.9	
03/08/2015 13:00	569.3	
03/08/2015 14:00	550.1	
03/08/2015 15:00	572.3	
03/08/2015 16:00	540.3	
03/08/2015 17:00	525	
03/08/2015 18:00	487.1	
03/08/2015 19:00	499.6	
03/08/2015 20:00	514.1	
03/08/2015 21:00	493.7	
03/08/2015 22:00	501.8	
03/08/2015 23:00	552.2	1183 1158.9
03/09/2015 00:00	530.7	
03/09/2015 01:00	517.7	
03/09/2015 02:00	548.3	

	Units 1&2 Combined			
Time	(Part 60 Data)	Day Count		
03/09/2015 03:00	568.1			
03/09/2015 04:00	677.4			
03/09/2015 05:00	597.1			
03/09/2015 06:00	663.3			
03/09/2015 07:00	697.3			
03/09/2015 08:00	995.2			
03/09/2015 09:00	944.8			
03/09/2015 10:00	977.3			
03/09/2015 11:00	896.1			
03/09/2015 12:00	1045.1			
03/09/2015 13:00	1708.3			
03/09/2015 14:00	691.3			
03/09/2015 15:00	841			
03/09/2015 16:00	1119.2			
03/09/2015 17:00	580.6			
03/09/2015 18:00	686			
03/09/2015 19:00	769.3			
03/09/2015 20:00	674.5			
03/09/2015 21:00	676.9			
03/09/2015 22:00	619.9			
03/09/2015 23:00	575.9	1184		1168.0
03/10/2015 00:00	570			
03/10/2015 01:00	578.6			
03/10/2015 02:00	617.5			
03/10/2015 03:00	570.6			
03/10/2015 04:00	621.5			
03/10/2015 05:00	666			
03/10/2015 06:00	581.4			
03/10/2015 07:00	776.1			
03/10/2015 08:00	676.2			
03/10/2015 09:00	701.3			
03/10/2015 10:00	640.4			
03/10/2015 11:00	657.5			
03/10/2015 12:00	0			
03/10/2015 13:00	0			
03/10/2015 14:00	0			
03/10/2015 15:00	0			
03/10/2015 16:00	0			
03/10/2015 17:00	0			
03/10/2015 18:00	0			
03/10/2015 19:00	0			
03/10/2015 20:00	0			
03/10/2015 21:00	0			
03/10/2015 22:00	0			
03/10/2015 23:00	0	1185		1183.5

Time	Units 1&2 Combined	
	(Part 60 Data)	Day Count
03/21/2015 00:00	0	
03/21/2015 01:00	0	
03/21/2015 02:00	0	
03/21/2015 03:00	0	
03/21/2015 04:00	0	
03/21/2015 05:00	0	
03/21/2015 06:00	0	
03/21/2015 07:00	0	
03/21/2015 08:00	0	
03/21/2015 09:00	0	
03/21/2015 10:00	0	
03/21/2015 11:00	0	
03/21/2015 12:00	14.1	
03/21/2015 13:00	388.5	
03/21/2015 14:00	145.3	
03/21/2015 15:00	133.1	
03/21/2015 16:00	117.3	
03/21/2015 17:00	108.7	
03/21/2015 18:00	102.2	
03/21/2015 19:00	71.7	
03/21/2015 20:00	35.4	
03/21/2015 21:00	3	
03/21/2015 22:00	0	
03/21/2015 23:00	1.5	1186 1179.1
03/22/2015 00:00	11.9	
03/22/2015 01:00	16.1	
03/22/2015 02:00	6.8	
03/22/2015 03:00	62.2	
03/22/2015 04:00	71.8	
03/22/2015 05:00	76.2	
03/22/2015 06:00	98.1	
03/22/2015 07:00	117.3	
03/22/2015 08:00	135.9	
03/22/2015 09:00	124.1	
03/22/2015 10:00	104.3	
03/22/2015 11:00	98.2	
03/22/2015 12:00	104.6	
03/22/2015 13:00	117.5	
03/22/2015 14:00	133.6	
03/22/2015 15:00	133.4	
03/22/2015 16:00	131.7	
03/22/2015 17:00	124.9	
03/22/2015 18:00	120.4	
03/22/2015 19:00	131	
03/22/2015 20:00	111.3	

Time	Units 1&2 Combined	
	(Part 60 Data)	Day Count
03/22/2015 21:00	79.2	
03/22/2015 22:00	26.8	
03/22/2015 23:00	4.5	1187
03/23/2015 00:00	6	1147.9
03/23/2015 01:00	21	
03/23/2015 02:00	72.1	
03/23/2015 03:00	309.1	
03/23/2015 04:00	246.4	
03/23/2015 05:00	205.6	
03/23/2015 06:00	188.1	
03/23/2015 07:00	159.9	
03/23/2015 08:00	152.3	
03/23/2015 09:00	133.8	
03/23/2015 10:00	88.9	
03/23/2015 11:00	135.5	
03/23/2015 12:00	10.6	
03/23/2015 13:00	383.1	
03/23/2015 14:00	287.5	
03/23/2015 15:00	312.5	
03/23/2015 16:00	284.6	
03/23/2015 17:00	254.9	
03/23/2015 18:00	182.5	
03/23/2015 19:00	148.1	
03/23/2015 20:00	153.3	
03/23/2015 21:00	429.5	
03/23/2015 22:00	378.7	
03/23/2015 23:00	366.1	1188
03/24/2015 00:00	344.2	1116.4
03/24/2015 01:00	330.9	
03/24/2015 02:00	323.2	
03/24/2015 03:00	319.5	
03/24/2015 04:00	310.8	
03/24/2015 05:00	278.6	
03/24/2015 06:00	260.5	
03/24/2015 07:00	241.4	
03/24/2015 08:00	360.1	
03/24/2015 09:00	200.6	
03/24/2015 10:00	304.7	
03/24/2015 11:00	321.1	
03/24/2015 12:00	1189.3	
03/24/2015 13:00	267.5	
03/24/2015 14:00	402.6	
03/24/2015 15:00	293.6	
03/24/2015 16:00	235.2	
03/24/2015 17:00	508	

	Units 1&2 Combined			
Time	(Part 60 Data)	Day Count		
03/24/2015 18:00	518			
03/24/2015 19:00	527.6			
03/24/2015 20:00	513.5			
03/24/2015 21:00	509.3			
03/24/2015 22:00	513.4			
03/24/2015 23:00	230	1189		1100.8
03/25/2015 00:00	231.1			
03/25/2015 01:00	193.9			
03/25/2015 02:00	518.3			
03/25/2015 03:00	514.7			
03/25/2015 04:00	293.9			
03/25/2015 05:00	344.4			
03/25/2015 06:00	252.8			
03/25/2015 07:00	46.3			
03/25/2015 08:00	56.8			
03/25/2015 09:00	215.2			
03/25/2015 10:00	0			
03/25/2015 11:00	0			
03/25/2015 12:00	0			
03/25/2015 13:00	234.3			
03/25/2015 14:00	238.8			
03/25/2015 15:00	218.3			
03/25/2015 16:00	236.2			
03/25/2015 17:00	277.4			
03/25/2015 18:00	301.3			
03/25/2015 19:00	256.7			
03/25/2015 20:00	308.5			
03/25/2015 21:00	295.4			
03/25/2015 22:00	285.6			
03/25/2015 23:00	209.6	1190		1077.3
03/26/2015 00:00	250.3			
03/26/2015 01:00	250.4			
03/26/2015 02:00	195.5			
03/26/2015 03:00	262			
03/26/2015 04:00	250			
03/26/2015 05:00	252.3			
03/26/2015 06:00	263.5			
03/26/2015 07:00	290.9			
03/26/2015 08:00	516.1			
03/26/2015 09:00	538.5			
03/26/2015 10:00	485.2			
03/26/2015 11:00	537.7			
03/26/2015 12:00	292.5			
03/26/2015 13:00	473.6			
03/26/2015 14:00	479.2			

	Units 1&2 Combined	
Time	(Part 60 Data)	Day Count
03/26/2015 15:00	459.3	
03/26/2015 16:00	226.4	
03/26/2015 17:00	334.7	
03/26/2015 18:00	387.9	
03/26/2015 19:00	382	
03/26/2015 20:00	282.5	
03/26/2015 21:00	287.3	
03/26/2015 22:00	159.8	
03/26/2015 23:00	227.4	1191 1020.1
03/27/2015 00:00	289.3	
03/27/2015 01:00	336.3	
03/27/2015 02:00	365.5	
03/27/2015 03:00	381	
03/27/2015 04:00	368.6	
03/27/2015 05:00	371	
03/27/2015 06:00	465.3	
03/27/2015 07:00	442.6	
03/27/2015 08:00	427.3	
03/27/2015 09:00	388.4	
03/27/2015 10:00	406.5	
03/27/2015 11:00	393.8	
03/27/2015 12:00	377.2	
03/27/2015 13:00	344.5	
03/27/2015 14:00	431.3	
03/27/2015 15:00	393.6	
03/27/2015 16:00	513	
03/27/2015 17:00	554.9	
03/27/2015 18:00	349.1	
03/27/2015 19:00	504.9	
03/27/2015 20:00	375.4	
03/27/2015 21:00	413.4	
03/27/2015 22:00	469.9	
03/27/2015 23:00	475.8	1192 960.1
03/28/2015 00:00	450.5	
03/28/2015 01:00	436.9	
03/28/2015 02:00	423.1	
03/28/2015 03:00	389.9	
03/28/2015 04:00	342.9	
03/28/2015 05:00	349.9	
03/28/2015 06:00	150.2	
03/28/2015 07:00	246.7	
03/28/2015 08:00	180.6	
03/28/2015 09:00	222.5	
03/28/2015 10:00	206.5	
03/28/2015 11:00	203.8	

Time	Units 1&2 Combined	
	(Part 60 Data)	Day Count
03/28/2015 12:00	211.1	
03/28/2015 13:00	214.3	
03/28/2015 14:00	212.4	
03/28/2015 15:00	208.9	
03/28/2015 16:00	227.9	
03/28/2015 17:00	218.8	
03/28/2015 18:00	229.7	
03/28/2015 19:00	280.7	
03/28/2015 20:00	491	
03/28/2015 21:00	452.8	
03/28/2015 22:00	423.2	
03/28/2015 23:00	442.8	1193 906.8
03/29/2015 00:00	445.1	
03/29/2015 01:00	430.5	
03/29/2015 02:00	418.7	
03/29/2015 03:00	435.2	
03/29/2015 04:00	396.4	
03/29/2015 05:00	424.3	
03/29/2015 06:00	390.9	
03/29/2015 07:00	413.9	
03/29/2015 08:00	458.3	
03/29/2015 09:00	145	
03/29/2015 10:00	428.1	
03/29/2015 11:00	418.8	
03/29/2015 12:00	411.4	
03/29/2015 13:00	398	
03/29/2015 14:00	393.5	
03/29/2015 15:00	388	
03/29/2015 16:00	384.2	
03/29/2015 17:00	357	
03/29/2015 18:00	457	
03/29/2015 19:00	374.1	
03/29/2015 20:00	334.4	
03/29/2015 21:00	302.4	
03/29/2015 22:00	185.5	
03/29/2015 23:00	117.8	1194 853.7
03/30/2015 00:00	169	
03/30/2015 01:00	134.3	
03/30/2015 02:00	287.6	
03/30/2015 03:00	259.8	
03/30/2015 04:00	194.3	
03/30/2015 05:00	161	
03/30/2015 06:00	341.8	
03/30/2015 07:00	463.6	
03/30/2015 08:00	152.9	

Time	Units 1&2 Combined	
	(Part 60 Data)	Day Count
03/30/2015 09:00	186.6	
03/30/2015 10:00	203	
03/30/2015 11:00	223.7	
03/30/2015 12:00	234.4	
03/30/2015 13:00	225	
03/30/2015 14:00	266	
03/30/2015 15:00	315.1	
03/30/2015 16:00	253.7	
03/30/2015 17:00	297.1	
03/30/2015 18:00	349.4	
03/30/2015 19:00	502.6	
03/30/2015 20:00	456.5	
03/30/2015 21:00	362.7	
03/30/2015 22:00	409.3	
03/30/2015 23:00	470.3	1195 782.6
03/31/2015 00:00	402.6	
03/31/2015 01:00	386.2	
03/31/2015 02:00	516.3	
03/31/2015 03:00	538.5	
03/31/2015 04:00	524.4	
03/31/2015 05:00	533.5	
03/31/2015 06:00	481.4	
03/31/2015 07:00	453.9	
03/31/2015 08:00	446.4	
03/31/2015 09:00	448	
03/31/2015 10:00	488.3	
03/31/2015 11:00	182.9	
03/31/2015 12:00	0	
03/31/2015 13:00	0	
03/31/2015 14:00	0	
03/31/2015 15:00	0	
03/31/2015 16:00	0	
03/31/2015 17:00	0	
03/31/2015 18:00	0	
03/31/2015 19:00	0	
03/31/2015 20:00	0	
03/31/2015 21:00	0	
03/31/2015 22:00	0	
03/31/2015 23:00	0	1196 723.2
05/22/2015 00:00	0	
05/22/2015 01:00	0	
05/22/2015 02:00	0	
05/22/2015 03:00	0	
05/22/2015 04:00	0	
05/22/2015 05:00	0	

Time	Units 1&2 Combined	
	(Part 60 Data)	Day Count
05/22/2015 06:00	0	
05/22/2015 07:00	0	
05/22/2015 08:00	0	
05/22/2015 09:00	0	
05/22/2015 10:00	0	
05/22/2015 11:00	3.8	
05/22/2015 12:00	24.7	
05/22/2015 13:00	60.2	
05/22/2015 14:00	129.7	
05/22/2015 15:00	203.3	
05/22/2015 16:00	19.3	
05/22/2015 17:00	1.5	
05/22/2015 18:00	0	
05/22/2015 19:00	0	
05/22/2015 20:00	0	
05/22/2015 21:00	0	
05/22/2015 22:00	0	
05/22/2015 23:00	0	1197
05/23/2015 00:00	0	686.4
05/23/2015 01:00	0	
05/23/2015 02:00	0	
05/23/2015 03:00	0	
05/23/2015 04:00	0	
05/23/2015 05:00	0	
05/23/2015 06:00	0	
05/23/2015 07:00	0	
05/23/2015 08:00	0	
05/23/2015 09:00	0	
05/23/2015 10:00	212.3	
05/23/2015 11:00	181.4	
05/23/2015 12:00	141.4	
05/23/2015 13:00	154.6	
05/23/2015 14:00	156.6	
05/23/2015 15:00	146.5	
05/23/2015 16:00	80.6	
05/23/2015 17:00	72.9	
05/23/2015 18:00	105	
05/23/2015 19:00	120	
05/23/2015 20:00	140.4	
05/23/2015 21:00	100.8	
05/23/2015 22:00	89.4	
05/23/2015 23:00	108.7	1198
05/24/2015 00:00	166.1	647.5
05/24/2015 01:00	316.7	
05/24/2015 02:00	350.7	

Time	Units 1&2 Combined	
	(Part 60 Data)	Day Count
05/24/2015 03:00	211.7	
05/24/2015 04:00	203.4	
05/24/2015 05:00	148.4	
05/24/2015 06:00	127.9	
05/24/2015 07:00	135.4	
05/24/2015 08:00	140.4	
05/24/2015 09:00	206.7	
05/24/2015 10:00	282.8	
05/24/2015 11:00	348.1	
05/24/2015 12:00	255	
05/24/2015 13:00	236	
05/24/2015 14:00	276.2	
05/24/2015 15:00	401.2	
05/24/2015 16:00	364.3	
05/24/2015 17:00	250.5	
05/24/2015 18:00	351.2	
05/24/2015 19:00	238	
05/24/2015 20:00	250.2	
05/24/2015 21:00	421.7	
05/24/2015 22:00	328.2	
05/24/2015 23:00	154.8	1199 605.2
05/25/2015 00:00	125	
05/25/2015 01:00	128.6	
05/25/2015 02:00	117.2	
05/25/2015 03:00	111.6	
05/25/2015 04:00	103.2	
05/25/2015 05:00	125	
05/25/2015 06:00	137.2	
05/25/2015 07:00	130.3	
05/25/2015 08:00	239.1	
05/25/2015 09:00	317.1	
05/25/2015 10:00	402.4	
05/25/2015 11:00	608.6	
05/25/2015 12:00	801.7	
05/25/2015 13:00	453.6	
05/25/2015 14:00	359.6	
05/25/2015 15:00	658.2	
05/25/2015 16:00	887.4	
05/25/2015 17:00	899.5	
05/25/2015 18:00	929.9	
05/25/2015 19:00	1011.1	
05/25/2015 20:00	1091.5	
05/25/2015 21:00	1197	
05/25/2015 22:00	1098.6	
05/25/2015 23:00	815.2	1200 575.9

	Units 1&2 Combined		
Time	(Part 60 Data)	Day Count	
05/26/2015 00:00	275		
05/26/2015 01:00	259.5		
05/26/2015 02:00	397		
05/26/2015 03:00	460.6		
05/26/2015 04:00	417.2		
05/26/2015 05:00	483.2		
05/26/2015 06:00	1003.2		
05/26/2015 07:00	1396.6		
05/26/2015 08:00	1754.1		
05/26/2015 09:00	927.3		
05/26/2015 10:00	0		
05/26/2015 11:00	0		
05/26/2015 12:00	0		
05/26/2015 13:00	0		
05/26/2015 14:00	0		
05/26/2015 15:00	0		
05/26/2015 16:00	0		
05/26/2015 17:00	0		
05/26/2015 18:00	0		
05/26/2015 19:00	0		
05/26/2015 20:00	0		
05/26/2015 21:00	0		
05/26/2015 22:00	0		
05/26/2015 23:00	0	1201	550.9
05/28/2015 00:00	0		
05/28/2015 01:00	0		
05/28/2015 02:00	0		
05/28/2015 03:00	0		
05/28/2015 04:00	0		
05/28/2015 05:00	0		
05/28/2015 06:00	0		
05/28/2015 07:00	0		
05/28/2015 08:00	0		
05/28/2015 09:00	0		
05/28/2015 10:00	138.8		
05/28/2015 11:00	93.6		
05/28/2015 12:00	87.1		
05/28/2015 13:00	116.6		
05/28/2015 14:00	146		
05/28/2015 15:00	211.8		
05/28/2015 16:00	225.6		
05/28/2015 17:00	303.7		
05/28/2015 18:00	292.9		
05/28/2015 19:00	184.4		
05/28/2015 20:00	169.6		

Time	Units 1&2 Combined	
	(Part 60 Data)	Day Count
05/28/2015 21:00	383.8	
05/28/2015 22:00	188	
05/28/2015 23:00	237.4	1202 519.4
05/29/2015 00:00	214.6	
05/29/2015 01:00	194.4	
05/29/2015 02:00	227.7	
05/29/2015 03:00	216.8	
05/29/2015 04:00	276.8	
05/29/2015 05:00	228.1	
05/29/2015 06:00	83	
05/29/2015 07:00	261.3	
05/29/2015 08:00	311.3	
05/29/2015 09:00	547.3	
05/29/2015 10:00	0	
05/29/2015 11:00	0	
05/29/2015 12:00	0	
05/29/2015 13:00	0	
05/29/2015 14:00	0	
05/29/2015 15:00	0	
05/29/2015 16:00	0	
05/29/2015 17:00	0	
05/29/2015 18:00	0	
05/29/2015 19:00	0	
05/29/2015 20:00	0	
05/29/2015 21:00	0	
05/29/2015 22:00	0	
05/29/2015 23:00	0	1203 488.3
05/31/2015 00:00	0	
05/31/2015 01:00	0	
05/31/2015 02:00	0	
05/31/2015 03:00	0	
05/31/2015 04:00	0	
05/31/2015 05:00	0	
05/31/2015 06:00	0	
05/31/2015 07:00	0	
05/31/2015 08:00	0	
05/31/2015 09:00	0	
05/31/2015 10:00	0	
05/31/2015 11:00	620.2	
05/31/2015 12:00	661.3	
05/31/2015 13:00	731.3	
05/31/2015 14:00	609.7	
05/31/2015 15:00	567.5	
05/31/2015 16:00	560.7	
05/31/2015 17:00	536.1	

Time	Units 1&2 Combined	
	(Part 60 Data)	Day Count
05/31/2015 18:00	390.8	
05/31/2015 19:00	493.3	
05/31/2015 20:00	545.8	
05/31/2015 21:00	501.8	
05/31/2015 22:00	373.3	
05/31/2015 23:00	533.9	1204 458.1
06/01/2015 00:00	330.2	
06/01/2015 01:00	121.6	
06/01/2015 02:00	31.4	
06/01/2015 03:00	42.7	
06/01/2015 04:00	0	
06/01/2015 05:00	151.5	
06/01/2015 06:00	389.2	
06/01/2015 07:00	383.8	
06/01/2015 08:00	0	
06/01/2015 09:00	0	
06/01/2015 10:00	0	
06/01/2015 11:00	0	
06/01/2015 12:00	0	
06/01/2015 13:00	0	
06/01/2015 14:00	0	
06/01/2015 15:00	0	
06/01/2015 16:00	0	
06/01/2015 17:00	0	
06/01/2015 18:00	0	
06/01/2015 19:00	0	
06/01/2015 20:00	0	
06/01/2015 21:00	0	
06/01/2015 22:00	0	
06/01/2015 23:00	0	1205 438.3
06/02/2015 00:00	0	
06/02/2015 01:00	0	
06/02/2015 02:00	0	
06/02/2015 03:00	0	
06/02/2015 04:00	0	
06/02/2015 05:00	0	
06/02/2015 06:00	0	
06/02/2015 07:00	0	
06/02/2015 08:00	0	
06/02/2015 09:00	0	
06/02/2015 10:00	0	
06/02/2015 11:00	708.1	
06/02/2015 12:00	370.8	
06/02/2015 13:00	190.1	
06/02/2015 14:00	331.7	

Time	Units 1&2 Combined	
	(Part 60 Data)	Day Count
06/02/2015 15:00	91.2	
06/02/2015 16:00	204.3	
06/02/2015 17:00	118.1	
06/02/2015 18:00	289.1	
06/02/2015 19:00	154.8	
06/02/2015 20:00	115.2	
06/02/2015 21:00	11.6	
06/02/2015 22:00	36.7	
06/02/2015 23:00	0	1206 422.9
06/03/2015 00:00	16.7	
06/03/2015 01:00	22.1	
06/03/2015 02:00	16.6	
06/03/2015 03:00	11.1	
06/03/2015 04:00	39.5	
06/03/2015 05:00	33.2	
06/03/2015 06:00	577.6	
06/03/2015 07:00	8709	
06/03/2015 08:00	9183.2	
06/03/2015 09:00	13026.9	
06/03/2015 10:00	3865.7	
06/03/2015 11:00	639.4	
06/03/2015 12:00	505.6	
06/03/2015 13:00	566.1	
06/03/2015 14:00	439.4	
06/03/2015 15:00	395.8	
06/03/2015 16:00	444.5	
06/03/2015 17:00	436.1	
06/03/2015 18:00	430.7	
06/03/2015 19:00	322.7	
06/03/2015 20:00	199.3	
06/03/2015 21:00	163.7	
06/03/2015 22:00	16.4	
06/03/2015 23:00	31.6	1207 469.3
06/04/2015 00:00	11.4	
06/04/2015 01:00	36.9	
06/04/2015 02:00	18.4	
06/04/2015 03:00	25.5	
06/04/2015 04:00	48.9	
06/04/2015 05:00	4.8	
06/04/2015 06:00	131.5	
06/04/2015 07:00	22.2	
06/04/2015 08:00	0	
06/04/2015 09:00	0	
06/04/2015 10:00	21.8	
06/04/2015 11:00	58.3	

Time	Units 1&2 Combined	
	(Part 60 Data)	Day Count
06/04/2015 12:00	140.3	
06/04/2015 13:00	170.3	
06/04/2015 14:00	245.6	
06/04/2015 15:00	618.4	
06/04/2015 16:00	802	
06/04/2015 17:00	634.3	
06/04/2015 18:00	615.5	
06/04/2015 19:00	604	
06/04/2015 20:00	603.9	
06/04/2015 21:00	475.1	
06/04/2015 22:00	332.9	
06/04/2015 23:00	352.5	1208 455.1
06/05/2015 00:00	106.5	
06/05/2015 01:00	101.3	
06/05/2015 02:00	41.3	
06/05/2015 03:00	72.7	
06/05/2015 04:00	134.5	
06/05/2015 05:00	229	
06/05/2015 06:00	171.2	
06/05/2015 07:00	50.1	
06/05/2015 08:00	41.5	
06/05/2015 09:00	31.6	
06/05/2015 10:00	48.2	
06/05/2015 11:00	120.4	
06/05/2015 12:00	236.7	
06/05/2015 13:00	331.2	
06/05/2015 14:00	717.5	
06/05/2015 15:00	590.3	
06/05/2015 16:00	242.2	
06/05/2015 17:00	79.2	
06/05/2015 18:00	108.4	
06/05/2015 19:00	331.6	
06/05/2015 20:00	33.3	
06/05/2015 21:00	59.6	
06/05/2015 22:00	314.1	
06/05/2015 23:00	166.4	1209 437.8
06/06/2015 00:00	110.9	
06/06/2015 01:00	82.6	
06/06/2015 02:00	75	
06/06/2015 03:00	92.4	
06/06/2015 04:00	77.5	
06/06/2015 05:00	76	
06/06/2015 06:00	103.9	
06/06/2015 07:00	289.4	
06/06/2015 08:00	329.6	

	Units 1&2 Combined		
Time	(Part 60 Data)	Day Count	
06/06/2015 09:00	342		
06/06/2015 10:00	320.5		
06/06/2015 11:00	321.3		
06/06/2015 12:00	322.8		
06/06/2015 13:00	325.9		
06/06/2015 14:00	367.2		
06/06/2015 15:00	412.1		
06/06/2015 16:00	450.9		
06/06/2015 17:00	300.4		
06/06/2015 18:00	392.6		
06/06/2015 19:00	343.7		
06/06/2015 20:00	416.9		
06/06/2015 21:00	298.4		
06/06/2015 22:00	192.3		
06/06/2015 23:00	37.8	1210	424.4
06/07/2015 00:00	66.9		
06/07/2015 01:00	88.5		
06/07/2015 02:00	100.2		
06/07/2015 03:00	83.8		
06/07/2015 04:00	71.7		
06/07/2015 05:00	67.3		
06/07/2015 06:00	65.6		
06/07/2015 07:00	84.3		
06/07/2015 08:00	101.9		
06/07/2015 09:00	129.6		
06/07/2015 10:00	153.9		
06/07/2015 11:00	234.2		
06/07/2015 12:00	296.6		
06/07/2015 13:00	224.1		
06/07/2015 14:00	314.2		
06/07/2015 15:00	282.8		
06/07/2015 16:00	392.1		
06/07/2015 17:00	248.8		
06/07/2015 18:00	695.5		
06/07/2015 19:00	911.1		
06/07/2015 20:00	753		
06/07/2015 21:00	361.3		
06/07/2015 22:00	173.7		
06/07/2015 23:00	113.6	1211	405.3
06/08/2015 00:00	61.8		
06/08/2015 01:00	68.9		
06/08/2015 02:00	67.8		
06/08/2015 03:00	67.8		
06/08/2015 04:00	85.1		
06/08/2015 05:00	236		

Time	Units 1&2 Combined	
	(Part 60 Data)	Day Count
06/08/2015 06:00	261.6	
06/08/2015 07:00	312.9	
06/08/2015 08:00	537	
06/08/2015 09:00	354.1	
06/08/2015 10:00	249.8	
06/08/2015 11:00	308.1	
06/08/2015 12:00	366.8	
06/08/2015 13:00	361.6	
06/08/2015 14:00	327.1	
06/08/2015 15:00	341	
06/08/2015 16:00	354.5	
06/08/2015 17:00	316.3	
06/08/2015 18:00	390.9	
06/08/2015 19:00	272.1	
06/08/2015 20:00	337.2	
06/08/2015 21:00	353.8	
06/08/2015 22:00	143.6	
06/08/2015 23:00	233.8	1212 390.5
06/09/2015 00:00	149.8	
06/09/2015 01:00	90.3	
06/09/2015 02:00	80	
06/09/2015 03:00	82.9	
06/09/2015 04:00	110.2	
06/09/2015 05:00	235.3	
06/09/2015 06:00	147.8	
06/09/2015 07:00	247.5	
06/09/2015 08:00	224.6	
06/09/2015 09:00	351.1	
06/09/2015 10:00	268.2	
06/09/2015 11:00	251.7	
06/09/2015 12:00	303.9	
06/09/2015 13:00	346.5	
06/09/2015 14:00	391.5	
06/09/2015 15:00	269.9	
06/09/2015 16:00	379.5	
06/09/2015 17:00	415.5	
06/09/2015 18:00	259.9	
06/09/2015 19:00	436.3	
06/09/2015 20:00	407.8	
06/09/2015 21:00	254.9	
06/09/2015 22:00	209.3	
06/09/2015 23:00	138.4	1213 376.4
06/10/2015 00:00	66.7	
06/10/2015 01:00	69.5	
06/10/2015 02:00	65	

	Units 1&2 Combined		
Time	(Part 60 Data)	Day Count	
06/10/2015 03:00	74.1		
06/10/2015 04:00	65.4		
06/10/2015 05:00	60.9		
06/10/2015 06:00	72.5		
06/10/2015 07:00	306		
06/10/2015 08:00	491.3		
06/10/2015 09:00	341.8		
06/10/2015 10:00	335		
06/10/2015 11:00	456.3		
06/10/2015 12:00	413.7		
06/10/2015 13:00	400.5		
06/10/2015 14:00	429.1		
06/10/2015 15:00	373		
06/10/2015 16:00	428.4		
06/10/2015 17:00	416.3		
06/10/2015 18:00	401.7		
06/10/2015 19:00	382.3		
06/10/2015 20:00	424.8		
06/10/2015 21:00	377.4		
06/10/2015 22:00	173		
06/10/2015 23:00	219.4	1214	355.9
06/11/2015 00:00	82		
06/11/2015 01:00	63.1		
06/11/2015 02:00	69.4		
06/11/2015 03:00	82.2		
06/11/2015 04:00	89.6		
06/11/2015 05:00	157		
06/11/2015 06:00	186.3		
06/11/2015 07:00	158.6		
06/11/2015 08:00	191.2		
06/11/2015 09:00	329.6		
06/11/2015 10:00	424.7		
06/11/2015 11:00	443.2		
06/11/2015 12:00	361.8		
06/11/2015 13:00	430.9		
06/11/2015 14:00	427.3		
06/11/2015 15:00	419.7		
06/11/2015 16:00	409		
06/11/2015 17:00	448.3		
06/11/2015 18:00	424.5		
06/11/2015 19:00	416.6		
06/11/2015 20:00	428.5		
06/11/2015 21:00	293.8		
06/11/2015 22:00	489.2		
06/11/2015 23:00	307.7	1215	347.7

Time	Units 1&2 Combined	
	(Part 60 Data)	Day Count
06/12/2015 00:00	400.8	
06/12/2015 01:00	344.4	
06/12/2015 02:00	361.9	
06/12/2015 03:00	348	
06/12/2015 04:00	342.6	
06/12/2015 05:00	400	
06/12/2015 06:00	391.8	
06/12/2015 07:00	364.7	
06/12/2015 08:00	398	
06/12/2015 09:00	377.5	
06/12/2015 10:00	432.1	
06/12/2015 11:00	454.1	
06/12/2015 12:00	390.9	
06/12/2015 13:00	410.9	
06/12/2015 14:00	459.3	
06/12/2015 15:00	412.6	
06/12/2015 16:00	408.1	
06/12/2015 17:00	484.9	
06/12/2015 18:00	521.2	
06/12/2015 19:00	437	
06/12/2015 20:00	464.2	
06/12/2015 21:00	437.9	
06/12/2015 22:00	386.2	
06/12/2015 23:00	396.6	1216 354.7
06/13/2015 00:00	382.7	
06/13/2015 01:00	361.4	
06/13/2015 02:00	349.4	
06/13/2015 03:00	255.2	
06/13/2015 04:00	355.7	
06/13/2015 05:00	335.4	
06/13/2015 06:00	401.4	
06/13/2015 07:00	353.3	
06/13/2015 08:00	351	
06/13/2015 09:00	464	
06/13/2015 10:00	386.5	
06/13/2015 11:00	355.5	
06/13/2015 12:00	406.7	
06/13/2015 13:00	411.5	
06/13/2015 14:00	478.7	
06/13/2015 15:00	469.4	
06/13/2015 16:00	478.4	
06/13/2015 17:00	475.4	
06/13/2015 18:00	448.2	
06/13/2015 19:00	464.1	
06/13/2015 20:00	435.6	

Time	Units 1&2 Combined	
	(Part 60 Data)	Day Count
06/13/2015 21:00	438.5	
06/13/2015 22:00	382.8	
06/13/2015 23:00	397.1	1217
06/14/2015 00:00	300.1	367.3
06/14/2015 01:00	213.8	
06/14/2015 02:00	140.4	
06/14/2015 03:00	156.4	
06/14/2015 04:00	158.1	
06/14/2015 05:00	157	
06/14/2015 06:00	205	
06/14/2015 07:00	428.2	
06/14/2015 08:00	769	
06/14/2015 09:00	629	
06/14/2015 10:00	597.1	
06/14/2015 11:00	633.9	
06/14/2015 12:00	648.7	
06/14/2015 13:00	637.8	
06/14/2015 14:00	636.8	
06/14/2015 15:00	660.3	
06/14/2015 16:00	654.8	
06/14/2015 17:00	658.7	
06/14/2015 18:00	633.5	
06/14/2015 19:00	653.2	
06/14/2015 20:00	620.9	
06/14/2015 21:00	639.7	
06/14/2015 22:00	621.9	
06/14/2015 23:00	616	1218
06/15/2015 00:00	508.5	379.2
06/15/2015 01:00	537.5	
06/15/2015 02:00	481.3	
06/15/2015 03:00	364.6	
06/15/2015 04:00	364.7	
06/15/2015 05:00	410.7	
06/15/2015 06:00	411.6	
06/15/2015 07:00	476	
06/15/2015 08:00	544.5	
06/15/2015 09:00	439.4	
06/15/2015 10:00	583.3	
06/15/2015 11:00	581.9	
06/15/2015 12:00	1263.9	
06/15/2015 13:00	324.4	
06/15/2015 14:00	622.9	
06/15/2015 15:00	502.3	
06/15/2015 16:00	505.3	
06/15/2015 17:00	570.8	

	Units 1&2 Combined	
Time	(Part 60 Data)	Day Count
06/15/2015 18:00	514.4	
06/15/2015 19:00	486.1	
06/15/2015 20:00	554.8	
06/15/2015 21:00	499.2	
06/15/2015 22:00	455	
06/15/2015 23:00	429.3	1219 384.5
06/16/2015 00:00	294.8	
06/16/2015 01:00	223.3	
06/16/2015 02:00	206.8	
06/16/2015 03:00	203.1	
06/16/2015 04:00	233.1	
06/16/2015 05:00	379.5	
06/16/2015 06:00	488.7	
06/16/2015 07:00	562.8	
06/16/2015 08:00	507.2	
06/16/2015 09:00	634.3	
06/16/2015 10:00	565	
06/16/2015 11:00	540.3	
06/16/2015 12:00	517.8	
06/16/2015 13:00	562.1	
06/16/2015 14:00	519.6	
06/16/2015 15:00	492.6	
06/16/2015 16:00	489.8	
06/16/2015 17:00	503	
06/16/2015 18:00	490.5	
06/16/2015 19:00	522.3	
06/16/2015 20:00	555	
06/16/2015 21:00	545.8	
06/16/2015 22:00	507.1	
06/16/2015 23:00	442.6	1220 391.6
06/17/2015 00:00	427.4	
06/17/2015 01:00	394	
06/17/2015 02:00	316.4	
06/17/2015 03:00	206.7	
06/17/2015 04:00	331.2	
06/17/2015 05:00	364.4	
06/17/2015 06:00	565.6	
06/17/2015 07:00	453.2	
06/17/2015 08:00	542.2	
06/17/2015 09:00	591.6	
06/17/2015 10:00	542.8	
06/17/2015 11:00	600.9	
06/17/2015 12:00	599.3	
06/17/2015 13:00	615.5	
06/17/2015 14:00	622.1	

Time	Units 1&2 Combined	
	(Part 60 Data)	Day Count
06/17/2015 15:00	592.2	
06/17/2015 16:00	611.3	
06/17/2015 17:00	582.4	
06/17/2015 18:00	597.5	
06/17/2015 19:00	510.8	
06/17/2015 20:00	634	
06/17/2015 21:00	560.8	
06/17/2015 22:00	420.8	
06/17/2015 23:00	393.2	1221 398.3
06/18/2015 00:00	279.9	
06/18/2015 01:00	191.8	
06/18/2015 02:00	187.1	
06/18/2015 03:00	179.5	
06/18/2015 04:00	231.5	
06/18/2015 05:00	361.5	
06/18/2015 06:00	443	
06/18/2015 07:00	434.7	
06/18/2015 08:00	530.9	
06/18/2015 09:00	504.4	
06/18/2015 10:00	590.4	
06/18/2015 11:00	582.8	
06/18/2015 12:00	555.6	
06/18/2015 13:00	507.8	
06/18/2015 14:00	478.1	
06/18/2015 15:00	519.9	
06/18/2015 16:00	519.1	
06/18/2015 17:00	490.3	
06/18/2015 18:00	542.5	
06/18/2015 19:00	570.9	
06/18/2015 20:00	494.3	
06/18/2015 21:00	494.8	
06/18/2015 22:00	414.8	
06/18/2015 23:00	392.6	1222 399.4
06/19/2015 00:00	351.5	
06/19/2015 01:00	288.5	
06/19/2015 02:00	196.7	
06/19/2015 03:00	181.9	
06/19/2015 04:00	357.5	
06/19/2015 05:00	412.5	
06/19/2015 06:00	457.5	
06/19/2015 07:00	456.6	
06/19/2015 08:00	475.8	
06/19/2015 09:00	567.4	
06/19/2015 10:00	549.5	
06/19/2015 11:00	576.5	

	Units 1&2 Combined		
Time	(Part 60 Data)	Day Count	
06/19/2015 12:00	575.8		
06/19/2015 13:00	508.3		
06/19/2015 14:00	480.3		
06/19/2015 15:00	489.4		
06/19/2015 16:00	530.2		
06/19/2015 17:00	571.4		
06/19/2015 18:00	523.7		
06/19/2015 19:00	547.3		
06/19/2015 20:00	580		
06/19/2015 21:00	427.3		
06/19/2015 22:00	509.2		
06/19/2015 23:00	417.7	1223	405.7
06/20/2015 00:00	481.4		
06/20/2015 01:00	467.2		
06/20/2015 02:00	485.3		
06/20/2015 03:00	474.1		
06/20/2015 04:00	489.6		
06/20/2015 05:00	482		
06/20/2015 06:00	488.7		
06/20/2015 07:00	528.6		
06/20/2015 08:00	492.9		
06/20/2015 09:00	553.9		
06/20/2015 10:00	487.6		
06/20/2015 11:00	564.8		
06/20/2015 12:00	500.8		
06/20/2015 13:00	549.2		
06/20/2015 14:00	548.3		
06/20/2015 15:00	546.4		
06/20/2015 16:00	537.3		
06/20/2015 17:00	544.6		
06/20/2015 18:00	561		
06/20/2015 19:00	508.7		
06/20/2015 20:00	529.9		
06/20/2015 21:00	511.9		
06/20/2015 22:00	515.7		
06/20/2015 23:00	528.7	1224	411.5
06/21/2015 00:00	532.4		
06/21/2015 01:00	549.4		
06/21/2015 02:00	570.6		
06/21/2015 03:00	534.1		
06/21/2015 04:00	569.3		
06/21/2015 05:00	563.9		
06/21/2015 06:00	562.6		
06/21/2015 07:00	555.2		
06/21/2015 08:00	551.2		

Time	Units 1&2 Combined	
	(Part 60 Data)	Day Count
06/21/2015 09:00	580.1	
06/21/2015 10:00	545	
06/21/2015 11:00	549.4	
06/21/2015 12:00	613.9	
06/21/2015 13:00	525	
06/21/2015 14:00	550.3	
06/21/2015 15:00	467.3	
06/21/2015 16:00	433	
06/21/2015 17:00	456.7	
06/21/2015 18:00	495.5	
06/21/2015 19:00	514.9	
06/21/2015 20:00	477.8	
06/21/2015 21:00	519.5	
06/21/2015 22:00	515.8	
06/21/2015 23:00	462.2	1225 421.1
06/22/2015 00:00	433.5	
06/22/2015 01:00	464.4	
06/22/2015 02:00	388.3	
06/22/2015 03:00	256.9	
06/22/2015 04:00	211.9	
06/22/2015 05:00	229.2	
06/22/2015 06:00	367	
06/22/2015 07:00	587.3	
06/22/2015 08:00	895.7	
06/22/2015 09:00	927.9	
06/22/2015 10:00	460.2	
06/22/2015 11:00	618.5	
06/22/2015 12:00	438.1	
06/22/2015 13:00	471.5	
06/22/2015 14:00	529.6	
06/22/2015 15:00	510.5	
06/22/2015 16:00	492.5	
06/22/2015 17:00	475.5	
06/22/2015 18:00	484.1	
06/22/2015 19:00	459.3	
06/22/2015 20:00	534.5	
06/22/2015 21:00	513.8	
06/22/2015 22:00	474.1	
06/22/2015 23:00	600.1	1226 423.3
06/23/2015 00:00	459.3	
06/23/2015 01:00	398.2	
06/23/2015 02:00	367.7	
06/23/2015 03:00	245.6	
06/23/2015 04:00	326.1	
06/23/2015 05:00	440.8	

Time	Units 1&2 Combined	
	(Part 60 Data)	Day Count
06/23/2015 06:00	368.5	
06/23/2015 07:00	430.8	
06/23/2015 08:00	533.5	
06/23/2015 09:00	785.6	
06/23/2015 10:00	652.7	
06/23/2015 11:00	490.5	
06/23/2015 12:00	400	
06/23/2015 13:00	372.5	
06/23/2015 14:00	416.2	
06/23/2015 15:00	443.4	
06/23/2015 16:00	437.4	
06/23/2015 17:00	411.3	
06/23/2015 18:00	456	
06/23/2015 19:00	427.2	
06/23/2015 20:00	464.6	
06/23/2015 21:00	441.1	
06/23/2015 22:00	396	
06/23/2015 23:00	431.5	1227
06/24/2015 00:00	423.4	428.0
06/24/2015 01:00	435.5	
06/24/2015 02:00	481.5	
06/24/2015 03:00	463.2	
06/24/2015 04:00	454.8	
06/24/2015 05:00	470.5	
06/24/2015 06:00	434.8	
06/24/2015 07:00	411.8	
06/24/2015 08:00	530.9	
06/24/2015 09:00	394.3	
06/24/2015 10:00	424.5	
06/24/2015 11:00	461.7	
06/24/2015 12:00	418.2	
06/24/2015 13:00	475.6	
06/24/2015 14:00	469.9	
06/24/2015 15:00	503.4	
06/24/2015 16:00	463	
06/24/2015 17:00	442.7	
06/24/2015 18:00	555.4	
06/24/2015 19:00	481.9	
06/24/2015 20:00	539	
06/24/2015 21:00	635.7	
06/24/2015 22:00	550.8	
06/24/2015 23:00	482.9	1228
06/25/2015 00:00	498.3	436.3
06/25/2015 01:00	464.9	
06/25/2015 02:00	445.2	

	Units 1&2 Combined		
Time	(Part 60 Data)	Day Count	
06/25/2015 03:00	458.2		
06/25/2015 04:00	481.1		
06/25/2015 05:00	661.6		
06/25/2015 06:00	457.6		
06/25/2015 07:00	509.9		
06/25/2015 08:00	3666.6		
06/25/2015 09:00	6766.1		
06/25/2015 10:00	511.8		
06/25/2015 11:00	545.6		
06/25/2015 12:00	638		
06/25/2015 13:00	459.6		
06/25/2015 14:00	545.5		
06/25/2015 15:00	568.3		
06/25/2015 16:00	446.4		
06/25/2015 17:00	551.1		
06/25/2015 18:00	544.2		
06/25/2015 19:00	621.1		
06/25/2015 20:00	602.9		
06/25/2015 21:00	670.7		
06/25/2015 22:00	646.4		
06/25/2015 23:00	660	1229	461.7
06/26/2015 00:00	663.4		
06/26/2015 01:00	647.1		
06/26/2015 02:00	649.4		
06/26/2015 03:00	706.6		
06/26/2015 04:00	761.2		
06/26/2015 05:00	625.4		
06/26/2015 06:00	623.9		
06/26/2015 07:00	595		
06/26/2015 08:00	633.9		
06/26/2015 09:00	742		
06/26/2015 10:00	659.1		
06/26/2015 11:00	934.4		
06/26/2015 12:00	1029		
06/26/2015 13:00	922.6		
06/26/2015 14:00	922		
06/26/2015 15:00	576.8		
06/26/2015 16:00	661		
06/26/2015 17:00	876.2		
06/26/2015 18:00	1133.2		
06/26/2015 19:00	986.7		
06/26/2015 20:00	835.1		
06/26/2015 21:00	803.8		
06/26/2015 22:00	967.5		
06/26/2015 23:00	807.7	1230	471.1

	Units 1&2 Combined	
Time	(Part 60 Data)	Day Count
06/27/2015 00:00	671.6	
06/27/2015 01:00	505.1	
06/27/2015 02:00	295.4	
06/27/2015 03:00	249.3	
06/27/2015 04:00	342.4	
06/27/2015 05:00	307.4	
06/27/2015 06:00	361.2	
06/27/2015 07:00	427.6	
06/27/2015 08:00	420.5	
06/27/2015 09:00	429.3	
06/27/2015 10:00	413.9	
06/27/2015 11:00	429.1	
06/27/2015 12:00	407.1	
06/27/2015 13:00	391	
06/27/2015 14:00	407.9	
06/27/2015 15:00	392.8	
06/27/2015 16:00	439.8	
06/27/2015 17:00	430.6	
06/27/2015 18:00	458.8	
06/27/2015 19:00	454	
06/27/2015 20:00	424.3	
06/27/2015 21:00	405.3	
06/27/2015 22:00	329.5	
06/27/2015 23:00	14.8	1231 464.2
06/28/2015 00:00	3	
06/28/2015 01:00	50.4	
06/28/2015 02:00	296.3	
06/28/2015 03:00	221.3	
06/28/2015 04:00	10.4	
06/28/2015 05:00	74.1	
06/28/2015 06:00	240.6	
06/28/2015 07:00	1.5	
06/28/2015 08:00	67.2	
06/28/2015 09:00	237.8	
06/28/2015 10:00	222	
06/28/2015 11:00	246.2	
06/28/2015 12:00	328.9	
06/28/2015 13:00	326	
06/28/2015 14:00	317.5	
06/28/2015 15:00	473.7	
06/28/2015 16:00	513.5	
06/28/2015 17:00	598.4	
06/28/2015 18:00	593.2	
06/28/2015 19:00	614.3	
06/28/2015 20:00	583.8	

Time	Units 1&2 Combined	
	(Part 60 Data)	Day Count
06/28/2015 21:00	596.2	
06/28/2015 22:00	586	
06/28/2015 23:00	597.4	1232 464.7
06/29/2015 00:00	593.9	
06/29/2015 01:00	591.1	
06/29/2015 02:00	595.8	
06/29/2015 03:00	560	
06/29/2015 04:00	595.1	
06/29/2015 05:00	576.9	
06/29/2015 06:00	631.2	
06/29/2015 07:00	589.3	
06/29/2015 08:00	628.4	
06/29/2015 09:00	616.5	
06/29/2015 10:00	702.3	
06/29/2015 11:00	611.6	
06/29/2015 12:00	608.8	
06/29/2015 13:00	618	
06/29/2015 14:00	677.5	
06/29/2015 15:00	668.8	
06/29/2015 16:00	1433.3	
06/29/2015 17:00	803	
06/29/2015 18:00	807.3	
06/29/2015 19:00	705.3	
06/29/2015 20:00	724	
06/29/2015 21:00	676.1	
06/29/2015 22:00	470.1	
06/29/2015 23:00	365.9	1233 474.7
06/30/2015 00:00	400.6	
06/30/2015 01:00	363.8	
06/30/2015 02:00	378.8	
06/30/2015 03:00	422.8	
06/30/2015 04:00	508.6	
06/30/2015 05:00	641.3	
06/30/2015 06:00	568.9	
06/30/2015 07:00	645.3	
06/30/2015 08:00	1319.7	
06/30/2015 09:00	1079.7	
06/30/2015 10:00	1161.2	
06/30/2015 11:00	1208.5	
06/30/2015 12:00	1073.1	
06/30/2015 13:00	931	
06/30/2015 14:00	645	
06/30/2015 15:00	936.8	
06/30/2015 16:00	971.4	
06/30/2015 17:00	1295.2	

	Units 1&2 Combined	
Time	(Part 60 Data)	Day Count
06/30/2015 18:00	1573.6	
06/30/2015 19:00	1081.1	
06/30/2015 20:00	813.9	
06/30/2015 21:00	681.6	
06/30/2015 22:00	581.5	
06/30/2015 23:00	677.2	1234 485.8
07/01/2015 00:00	699.9	
07/01/2015 01:00	686.4	
07/01/2015 02:00	618.1	
07/01/2015 03:00	642.6	
07/01/2015 04:00	666	
07/01/2015 05:00	661.3	
07/01/2015 06:00	589.2	
07/01/2015 07:00	800.7	
07/01/2015 08:00	1099.6	
07/01/2015 09:00	1021.8	
07/01/2015 10:00	850.1	
07/01/2015 11:00	985.6	
07/01/2015 12:00	1046.2	
07/01/2015 13:00	931.5	
07/01/2015 14:00	1245.4	
07/01/2015 15:00	1221.1	
07/01/2015 16:00	1167.2	
07/01/2015 17:00	975.7	
07/01/2015 18:00	1202.4	
07/01/2015 19:00	1845.3	
07/01/2015 20:00	2981.5	
07/01/2015 21:00	1626	
07/01/2015 22:00	1024.4	
07/01/2015 23:00	393	1235 507.4
07/02/2015 00:00	381.7	
07/02/2015 01:00	343.8	
07/02/2015 02:00	386.1	
07/02/2015 03:00	444.1	
07/02/2015 04:00	435.3	
07/02/2015 05:00	501	
07/02/2015 06:00	522.7	
07/02/2015 07:00	572.3	
07/02/2015 08:00	886.4	
07/02/2015 09:00	760.7	
07/02/2015 10:00	934.4	
07/02/2015 11:00	775.1	
07/02/2015 12:00	913.5	
07/02/2015 13:00	844.1	
07/02/2015 14:00	764.3	

	Units 1&2 Combined	
Time	(Part 60 Data)	Day Count
07/02/2015 15:00	625.4	
07/02/2015 16:00	621.7	
07/02/2015 17:00	589.9	
07/02/2015 18:00	501.4	
07/02/2015 19:00	530.4	
07/02/2015 20:00	651	
07/02/2015 21:00	490.5	
07/02/2015 22:00	396.3	
07/02/2015 23:00	660.2	1236 515.5
07/03/2015 00:00	328.4	
07/03/2015 01:00	478.5	
07/03/2015 02:00	519.5	
07/03/2015 03:00	777	
07/03/2015 04:00	755.5	
07/03/2015 05:00	658	
07/03/2015 06:00	717.4	
07/03/2015 07:00	729.4	
07/03/2015 08:00	722.7	
07/03/2015 09:00	599.4	
07/03/2015 10:00	703.6	
07/03/2015 11:00	768.5	
07/03/2015 12:00	639.3	
07/03/2015 13:00	448.1	
07/03/2015 14:00	420.2	
07/03/2015 15:00	495.7	
07/03/2015 16:00	499.7	
07/03/2015 17:00	555.8	
07/03/2015 18:00	581.1	
07/03/2015 19:00	588.4	
07/03/2015 20:00	791.5	
07/03/2015 21:00	1345.6	
07/03/2015 22:00	1027.8	
07/03/2015 23:00	755.1	1237 481.8
07/04/2015 00:00	836.1	
07/04/2015 01:00	730.7	
07/04/2015 02:00	723.9	
07/04/2015 03:00	757.5	
07/04/2015 04:00	716.7	
07/04/2015 05:00	729.4	
07/04/2015 06:00	752.4	
07/04/2015 07:00	714.1	
07/04/2015 08:00	943.3	
07/04/2015 09:00	1010.2	
07/04/2015 10:00	1146	
07/04/2015 11:00	1242.8	

Time	Units 1&2 Combined	
	(Part 60 Data)	Day Count
07/04/2015 12:00	1157.9	
07/04/2015 13:00	1018.5	
07/04/2015 14:00	1006.4	
07/04/2015 15:00	988.4	
07/04/2015 16:00	1145.6	
07/04/2015 17:00	1140.2	
07/04/2015 18:00	1055.6	
07/04/2015 19:00	1045	
07/04/2015 20:00	1300.9	
07/04/2015 21:00	873.7	
07/04/2015 22:00	759	
07/04/2015 23:00	722.1	1238 503.5
07/05/2015 00:00	682.6	
07/05/2015 01:00	665.7	
07/05/2015 02:00	651.1	
07/05/2015 03:00	679.6	
07/05/2015 04:00	669.9	
07/05/2015 05:00	684.6	
07/05/2015 06:00	682.2	
07/05/2015 07:00	730.6	
07/05/2015 08:00	769.4	
07/05/2015 09:00	1056.8	
07/05/2015 10:00	1384.5	
07/05/2015 11:00	1592.1	
07/05/2015 12:00	1864.2	
07/05/2015 13:00	2442.7	
07/05/2015 14:00	1729.9	
07/05/2015 15:00	1869.2	
07/05/2015 16:00	2866.8	
07/05/2015 17:00	2810.7	
07/05/2015 18:00	2118.6	
07/05/2015 19:00	1989.7	
07/05/2015 20:00	2053.5	
07/05/2015 21:00	1649.8	
07/05/2015 22:00	1038.5	
07/05/2015 23:00	762.9	1239 543.9
07/06/2015 00:00	689.5	
07/06/2015 01:00	684.4	
07/06/2015 02:00	692.7	
07/06/2015 03:00	747.7	
07/06/2015 04:00	722.6	
07/06/2015 05:00	674.3	
07/06/2015 06:00	721	
07/06/2015 07:00	1035.3	
07/06/2015 08:00	1272.5	

	Units 1&2 Combined	
Time	(Part 60 Data)	Day Count
07/06/2015 09:00	1633.6	
07/06/2015 10:00	1474.7	
07/06/2015 11:00	2324.5	
07/06/2015 12:00	2302.6	
07/06/2015 13:00	1839	
07/06/2015 14:00	1751.7	
07/06/2015 15:00	1899.3	
07/06/2015 16:00	1613.4	
07/06/2015 17:00	2114.9	
07/06/2015 18:00	2431	
07/06/2015 19:00	1116	
07/06/2015 20:00	1630	
07/06/2015 21:00	1262.2	
07/06/2015 22:00	814.1	
07/06/2015 23:00	719.5	1240 580.1
07/07/2015 00:00	600.7	
07/07/2015 01:00	573.1	
07/07/2015 02:00	635.4	
07/07/2015 03:00	651.3	
07/07/2015 04:00	618.8	
07/07/2015 05:00	706.4	
07/07/2015 06:00	822.5	
07/07/2015 07:00	893.6	
07/07/2015 08:00	1295.1	
07/07/2015 09:00	1269.3	
07/07/2015 10:00	1313.2	
07/07/2015 11:00	1273.5	
07/07/2015 12:00	1196.4	
07/07/2015 13:00	928.7	
07/07/2015 14:00	888.9	
07/07/2015 15:00	1051.8	
07/07/2015 16:00	1325.9	
07/07/2015 17:00	1327	
07/07/2015 18:00	1402.4	
07/07/2015 19:00	1118.5	
07/07/2015 20:00	1211.8	
07/07/2015 21:00	1105.3	
07/07/2015 22:00	908.1	
07/07/2015 23:00	947.1	1241 605.2
07/08/2015 00:00	717.4	
07/08/2015 01:00	643.9	
07/08/2015 02:00	679.7	
07/08/2015 03:00	699.5	
07/08/2015 04:00	757.7	
07/08/2015 05:00	924.8	

Time	Units 1&2 Combined	
	(Part 60 Data)	Day Count
07/08/2015 06:00	1354.3	
07/08/2015 07:00	1764.3	
07/08/2015 08:00	1528.6	
07/08/2015 09:00	1356.3	
07/08/2015 10:00	1322.5	
07/08/2015 11:00	1338.4	
07/08/2015 12:00	1350.2	
07/08/2015 13:00	1305.8	
07/08/2015 14:00	1261.8	
07/08/2015 15:00	1116.8	
07/08/2015 16:00	1114.3	
07/08/2015 17:00	1129.7	
07/08/2015 18:00	1018	
07/08/2015 19:00	1019	
07/08/2015 20:00	1029.6	
07/08/2015 21:00	798.8	
07/08/2015 22:00	759.5	
07/08/2015 23:00	663.1	1242
07/09/2015 00:00	640.6	631.9
07/09/2015 01:00	590.1	
07/09/2015 02:00	605.6	
07/09/2015 03:00	641.7	
07/09/2015 04:00	728.7	
07/09/2015 05:00	855.2	
07/09/2015 06:00	948.6	
07/09/2015 07:00	1220.7	
07/09/2015 08:00	1164.2	
07/09/2015 09:00	1080.7	
07/09/2015 10:00	1237.7	
07/09/2015 11:00	1156.7	
07/09/2015 12:00	1246.9	
07/09/2015 13:00	1124.4	
07/09/2015 14:00	1221.8	
07/09/2015 15:00	1212.2	
07/09/2015 16:00	1144.4	
07/09/2015 17:00	1345.3	
07/09/2015 18:00	1025	
07/09/2015 19:00	1233.4	
07/09/2015 20:00	1291	
07/09/2015 21:00	863.7	
07/09/2015 22:00	907.4	
07/09/2015 23:00	959.9	1243
07/10/2015 00:00	684.2	657.4
07/10/2015 01:00	549.2	
07/10/2015 02:00	566.6	

	Units 1&2 Combined		
Time	(Part 60 Data)	Day Count	
07/10/2015 03:00	599.6		
07/10/2015 04:00	601.3		
07/10/2015 05:00	663.3		
07/10/2015 06:00	701.8		
07/10/2015 07:00	785.6		
07/10/2015 08:00	914.1		
07/10/2015 09:00	1167.1		
07/10/2015 10:00	1045.1		
07/10/2015 11:00	1056		
07/10/2015 12:00	1223.5		
07/10/2015 13:00	1494.3		
07/10/2015 14:00	1271.8		
07/10/2015 15:00	1122.2		
07/10/2015 16:00	1114.4		
07/10/2015 17:00	1206.2		
07/10/2015 18:00	1169		
07/10/2015 19:00	1141.9		
07/10/2015 20:00	931.7		
07/10/2015 21:00	925.9		
07/10/2015 22:00	696.1		
07/10/2015 23:00	509.8	1244	678.7
07/11/2015 00:00	435.5		
07/11/2015 01:00	443.1		
07/11/2015 02:00	432.3		
07/11/2015 03:00	452.2		
07/11/2015 04:00	435.4		
07/11/2015 05:00	461.4		
07/11/2015 06:00	455.1		
07/11/2015 07:00	526.9		
07/11/2015 08:00	500.9		
07/11/2015 09:00	588		
07/11/2015 10:00	666.9		
07/11/2015 11:00	585.8		
07/11/2015 12:00	651.6		
07/11/2015 13:00	694.3		
07/11/2015 14:00	724.6		
07/11/2015 15:00	618.6		
07/11/2015 16:00	547.9		
07/11/2015 17:00	676.6		
07/11/2015 18:00	651.6		
07/11/2015 19:00	513.7		
07/11/2015 20:00	386.4		
07/11/2015 21:00	399.9		
07/11/2015 22:00	244.6		
07/11/2015 23:00	380.5	1245	686.1

	Units 1&2 Combined	
Time	(Part 60 Data)	Day Count
07/12/2015 00:00	485.7	
07/12/2015 01:00	415.4	
07/12/2015 02:00	403.1	
07/12/2015 03:00	426.1	
07/12/2015 04:00	399.1	
07/12/2015 05:00	417.5	
07/12/2015 06:00	433.6	
07/12/2015 07:00	443.3	
07/12/2015 08:00	497.6	
07/12/2015 09:00	526.2	
07/12/2015 10:00	575.9	
07/12/2015 11:00	663.8	
07/12/2015 12:00	574.1	
07/12/2015 13:00	660.5	
07/12/2015 14:00	636.1	
07/12/2015 15:00	623.3	
07/12/2015 16:00	632.1	
07/12/2015 17:00	850.6	
07/12/2015 18:00	565.6	
07/12/2015 19:00	279.7	
07/12/2015 20:00	308.5	
07/12/2015 21:00	294.9	
07/12/2015 22:00	151.3	
07/12/2015 23:00	76	1246 688.2
07/13/2015 00:00	131.9	
07/13/2015 01:00	177.3	
07/13/2015 02:00	187.2	
07/13/2015 03:00	185	
07/13/2015 04:00	165	
07/13/2015 05:00	170.6	
07/13/2015 06:00	200.5	
07/13/2015 07:00	241	
07/13/2015 08:00	525.1	
07/13/2015 09:00	1099.2	
07/13/2015 10:00	805.1	
07/13/2015 11:00	1102.6	
07/13/2015 12:00	1131.4	
07/13/2015 13:00	1092.3	
07/13/2015 14:00	1093.5	
07/13/2015 15:00	1087.5	
07/13/2015 16:00	1056.6	
07/13/2015 17:00	1058.9	
07/13/2015 18:00	968.9	
07/13/2015 19:00	1023.4	
07/13/2015 20:00	1057.3	

Time	Units 1&2 Combined	
	(Part 60 Data)	Day Count
07/13/2015 21:00	922.5	
07/13/2015 22:00	647.3	
07/13/2015 23:00	754.2	1247
07/14/2015 00:00	820.1	698.3
07/14/2015 01:00	824.1	
07/14/2015 02:00	774.8	
07/14/2015 03:00	880.7	
07/14/2015 04:00	895.1	
07/14/2015 05:00	884.2	
07/14/2015 06:00	981.5	
07/14/2015 07:00	876	
07/14/2015 08:00	910.6	
07/14/2015 09:00	722.9	
07/14/2015 10:00	691.2	
07/14/2015 11:00	668.4	
07/14/2015 12:00	688	
07/14/2015 13:00	957.1	
07/14/2015 14:00	1605.9	
07/14/2015 15:00	1746.7	
07/14/2015 16:00	1347.3	
07/14/2015 17:00	1540.4	
07/14/2015 18:00	1709	
07/14/2015 19:00	1566.7	
07/14/2015 20:00	1498.9	
07/14/2015 21:00	1254.2	
07/14/2015 22:00	951.8	
07/14/2015 23:00	953.7	1248
07/15/2015 00:00	1151.4	717.3
07/15/2015 01:00	768.8	
07/15/2015 02:00	861.1	
07/15/2015 03:00	802.6	
07/15/2015 04:00	932.8	
07/15/2015 05:00	2108.5	
07/15/2015 06:00	2728.3	
07/15/2015 07:00	1304.4	
07/15/2015 08:00	1246.1	
07/15/2015 09:00	1300.7	
07/15/2015 10:00	1172.3	
07/15/2015 11:00	1049.7	
07/15/2015 12:00	1405.6	
07/15/2015 13:00	1383.7	
07/15/2015 14:00	1265.4	
07/15/2015 15:00	1376.2	
07/15/2015 16:00	1442.5	
07/15/2015 17:00	1407.2	

	Units 1&2 Combined		
Time	(Part 60 Data)	Day Count	
07/15/2015 18:00	1385.4		
07/15/2015 19:00	1200.7		
07/15/2015 20:00	1504.3		
07/15/2015 21:00	1090.1		
07/15/2015 22:00	963.9		
07/15/2015 23:00	806	1249	742.6
07/16/2015 00:00	987.4		
07/16/2015 01:00	931		
07/16/2015 02:00	984.3		
07/16/2015 03:00	988.2		
07/16/2015 04:00	971		
07/16/2015 05:00	908.1		
07/16/2015 06:00	1289		
07/16/2015 07:00	1420.7		
07/16/2015 08:00	1269.5		
07/16/2015 09:00	1521.8		
07/16/2015 10:00	2041.5		
07/16/2015 11:00	1837.4		
07/16/2015 12:00	1936.5		
07/16/2015 13:00	2264.7		
07/16/2015 14:00	2536.8		
07/16/2015 15:00	2496.5		
07/16/2015 16:00	2833.6		
07/16/2015 17:00	2835.2		
07/16/2015 18:00	684.8		
07/16/2015 19:00	551.8		
07/16/2015 20:00	697.3		
07/16/2015 21:00	635		
07/16/2015 22:00	2057.6		
07/16/2015 23:00	1748.8	1250	777.9
07/17/2015 00:00	1489.8		
07/17/2015 01:00	1471.7		
07/17/2015 02:00	1420.5		
07/17/2015 03:00	1362.9		
07/17/2015 04:00	1362.2		
07/17/2015 05:00	1296.2		
07/17/2015 06:00	1004.3		
07/17/2015 07:00	1303.2		
07/17/2015 08:00	1543.5		
07/17/2015 09:00	2431.9		
07/17/2015 10:00	3506.3		
07/17/2015 11:00	3098.2		
07/17/2015 12:00	3069.6		
07/17/2015 13:00	2562.2		
07/17/2015 14:00	2359		

	Units 1&2 Combined	
Time	(Part 60 Data)	Day Count
07/17/2015 15:00	4120.3	
07/17/2015 16:00	3727.2	
07/17/2015 17:00	3048.2	
07/17/2015 18:00	3458.8	
07/17/2015 19:00	3413.6	
07/17/2015 20:00	3373.9	
07/17/2015 21:00	2573.8	
07/17/2015 22:00	1463.7	
07/17/2015 23:00	1090	1251 838.3
07/18/2015 00:00	656.7	
07/18/2015 01:00	524.8	
07/18/2015 02:00	455.7	
07/18/2015 03:00	432.9	
07/18/2015 04:00	400	
07/18/2015 05:00	404.9	
07/18/2015 06:00	567.2	
07/18/2015 07:00	950.6	
07/18/2015 08:00	1153	
07/18/2015 09:00	923.1	
07/18/2015 10:00	987	
07/18/2015 11:00	1105	
07/18/2015 12:00	1076.9	
07/18/2015 13:00	1084.9	
07/18/2015 14:00	1123.3	
07/18/2015 15:00	1097.8	
07/18/2015 16:00	1086.9	
07/18/2015 17:00	1096.8	
07/18/2015 18:00	1100.9	
07/18/2015 19:00	1165.2	
07/18/2015 20:00	830.6	
07/18/2015 21:00	446	
07/18/2015 22:00	553.6	
07/18/2015 23:00	856.7	1252 851.6
07/19/2015 00:00	740.8	
07/19/2015 01:00	366.8	
07/19/2015 02:00	428.8	
07/19/2015 03:00	441.5	
07/19/2015 04:00	367.2	
07/19/2015 05:00	390.3	
07/19/2015 06:00	550.6	
07/19/2015 07:00	972.6	
07/19/2015 08:00	912	
07/19/2015 09:00	951.5	
07/19/2015 10:00	894.4	
07/19/2015 11:00	974.4	

	Units 1&2 Combined	
Time	(Part 60 Data)	Day Count
07/19/2015 12:00	1142.9	
07/19/2015 13:00	1156.3	
07/19/2015 14:00	1056.3	
07/19/2015 15:00	1026.5	
07/19/2015 16:00	1040.9	
07/19/2015 17:00	1090.8	
07/19/2015 18:00	1024.6	
07/19/2015 19:00	1057.3	
07/19/2015 20:00	1106.5	
07/19/2015 21:00	983.9	
07/19/2015 22:00	577.7	
07/19/2015 23:00	727.8	1253 864.0
07/20/2015 00:00	662.4	
07/20/2015 01:00	471	
07/20/2015 02:00	366.7	
07/20/2015 03:00	478.1	
07/20/2015 04:00	599.2	
07/20/2015 05:00	607.3	
07/20/2015 06:00	683.4	
07/20/2015 07:00	1022.7	
07/20/2015 08:00	917.3	
07/20/2015 09:00	982.8	
07/20/2015 10:00	959.1	
07/20/2015 11:00	1089.7	
07/20/2015 12:00	1246.8	
07/20/2015 13:00	1234.7	
07/20/2015 14:00	1103.6	
07/20/2015 15:00	1039	
07/20/2015 16:00	1042.7	
07/20/2015 17:00	1096.6	
07/20/2015 18:00	1137.4	
07/20/2015 19:00	1098.2	
07/20/2015 20:00	976.2	
07/20/2015 21:00	899.5	
07/20/2015 22:00	972.8	
07/20/2015 23:00	897.8	1254 876.8
07/21/2015 00:00	752.8	
07/21/2015 01:00	527.6	
07/21/2015 02:00	426.3	
07/21/2015 03:00	621.7	
07/21/2015 04:00	603.1	
07/21/2015 05:00	455.4	
07/21/2015 06:00	545.4	
07/21/2015 07:00	696.6	
07/21/2015 08:00	662.3	

Time	Units 1&2 Combined	
	(Part 60 Data)	Day Count
07/21/2015 09:00	499.1	
07/21/2015 10:00	501.8	
07/21/2015 11:00	692.2	
07/21/2015 12:00	872.5	
07/21/2015 13:00	776	
07/21/2015 14:00	751.9	
07/21/2015 15:00	758.5	
07/21/2015 16:00	731.3	
07/21/2015 17:00	730.4	
07/21/2015 18:00	725.5	
07/21/2015 19:00	693.6	
07/21/2015 20:00	695	
07/21/2015 21:00	591.4	
07/21/2015 22:00	517.6	
07/21/2015 23:00	560.8	1255
07/22/2015 00:00	525.2	880.6
07/22/2015 01:00	512.9	
07/22/2015 02:00	501.7	
07/22/2015 03:00	511.1	
07/22/2015 04:00	486.5	
07/22/2015 05:00	475.1	
07/22/2015 06:00	554.2	
07/22/2015 07:00	493.1	
07/22/2015 08:00	619.5	
07/22/2015 09:00	615.7	
07/22/2015 10:00	617.9	
07/22/2015 11:00	570.9	
07/22/2015 12:00	616.7	
07/22/2015 13:00	536.3	
07/22/2015 14:00	663.8	
07/22/2015 15:00	740.2	
07/22/2015 16:00	759.5	
07/22/2015 17:00	0	
07/22/2015 18:00	0	
07/22/2015 19:00	0	
07/22/2015 20:00	0	
07/22/2015 21:00	0	
07/22/2015 22:00	0	
07/22/2015 23:00	0	1256
07/23/2015 00:00	0	886.4
07/23/2015 01:00	0	
07/23/2015 02:00	0	
07/23/2015 03:00	0	
07/23/2015 04:00	0	
07/23/2015 05:00	0	

Time	Units 1&2 Combined	
	(Part 60 Data)	Day Count
07/23/2015 06:00	0	
07/23/2015 07:00	0	
07/23/2015 08:00	0	
07/23/2015 09:00	0	
07/23/2015 10:00	1.2	
07/23/2015 11:00	16.5	
07/23/2015 12:00	3.1	
07/23/2015 13:00	0.6	
07/23/2015 14:00	5.5	
07/23/2015 15:00	33.6	
07/23/2015 16:00	32.7	
07/23/2015 17:00	117.6	
07/23/2015 18:00	258.9	
07/23/2015 19:00	184.9	
07/23/2015 20:00	195.5	
07/23/2015 21:00	322.5	
07/23/2015 22:00	909.8	
07/23/2015 23:00	2398.6	1257 890.3
07/24/2015 00:00	2701.1	
07/24/2015 01:00	959	
07/24/2015 02:00	570.9	
07/24/2015 03:00	690.2	
07/24/2015 04:00	762.5	
07/24/2015 05:00	729.5	
07/24/2015 06:00	728.5	
07/24/2015 07:00	696.4	
07/24/2015 08:00	705.5	
07/24/2015 09:00	819.7	
07/24/2015 10:00	831.2	
07/24/2015 11:00	776.3	
07/24/2015 12:00	704.8	
07/24/2015 13:00	748.7	
07/24/2015 14:00	1123.7	
07/24/2015 15:00	781.2	
07/24/2015 16:00	690.5	
07/24/2015 17:00	709.4	
07/24/2015 18:00	804	
07/24/2015 19:00	819.3	
07/24/2015 20:00	658.5	
07/24/2015 21:00	750	
07/24/2015 22:00	735.4	
07/24/2015 23:00	710.7	1258 902.8
07/25/2015 00:00	716.3	
07/25/2015 01:00	703.7	
07/25/2015 02:00	694.5	

	Units 1&2 Combined	
Time	(Part 60 Data)	Day Count
07/25/2015 03:00	715.7	
07/25/2015 04:00	698.1	
07/25/2015 05:00	725.1	
07/25/2015 06:00	722.9	
07/25/2015 07:00	927.3	
07/25/2015 08:00	1030.9	
07/25/2015 09:00	1314.4	
07/25/2015 10:00	1485.6	
07/25/2015 11:00	1577.3	
07/25/2015 12:00	1683	
07/25/2015 13:00	1676.6	
07/25/2015 14:00	1694	
07/25/2015 15:00	1450.7	
07/25/2015 16:00	1351.1	
07/25/2015 17:00	1444.1	
07/25/2015 18:00	1361	
07/25/2015 19:00	1414.9	
07/25/2015 20:00	1361.7	
07/25/2015 21:00	1384.8	
07/25/2015 22:00	1311.3	
07/25/2015 23:00	1248.7	1259 911.7
07/26/2015 00:00	1079.5	
07/26/2015 01:00	1090.9	
07/26/2015 02:00	1017.2	
07/26/2015 03:00	1036.4	
07/26/2015 04:00	1041.7	
07/26/2015 05:00	1039.5	
07/26/2015 06:00	1049	
07/26/2015 07:00	1149.2	
07/26/2015 08:00	1307.9	
07/26/2015 09:00	1421.6	
07/26/2015 10:00	1661.3	
07/26/2015 11:00	1515.5	
07/26/2015 12:00	1329.3	
07/26/2015 13:00	1360.2	
07/26/2015 14:00	1257.6	
07/26/2015 15:00	1486.3	
07/26/2015 16:00	1507	
07/26/2015 17:00	1892.3	
07/26/2015 18:00	1527.4	
07/26/2015 19:00	1802.6	
07/26/2015 20:00	1606.6	
07/26/2015 21:00	1639.1	
07/26/2015 22:00	1520.4	
07/26/2015 23:00	1279.6	1260 931.4

	Units 1&2 Combined	
Time	(Part 60 Data)	Day Count
07/27/2015 00:00	1272.6	
07/27/2015 01:00	958.2	
07/27/2015 02:00	1212.9	
07/27/2015 03:00	1192.2	
07/27/2015 04:00	1413.6	
07/27/2015 05:00	1322.7	
07/27/2015 06:00	1363.2	
07/27/2015 07:00	1542.5	
07/27/2015 08:00	1585	
07/27/2015 09:00	1776.5	
07/27/2015 10:00	1820.9	
07/27/2015 11:00	1601.7	
07/27/2015 12:00	1358.2	
07/27/2015 13:00	1373.4	
07/27/2015 14:00	1546	
07/27/2015 15:00	1541.6	
07/27/2015 16:00	1473.6	
07/27/2015 17:00	1752.4	
07/27/2015 18:00	1807	
07/27/2015 19:00	1146	
07/27/2015 20:00	1299	
07/27/2015 21:00	1569.4	
07/27/2015 22:00	1643.1	
07/27/2015 23:00	1477.5	1261 967.9
07/28/2015 00:00	1160	
07/28/2015 01:00	815.6	
07/28/2015 02:00	888.2	
07/28/2015 03:00	1153.4	
07/28/2015 04:00	1220.1	
07/28/2015 05:00	1160.2	
07/28/2015 06:00	1205.2	
07/28/2015 07:00	1274.9	
07/28/2015 08:00	1506.7	
07/28/2015 09:00	1542.3	
07/28/2015 10:00	1354.3	
07/28/2015 11:00	1112.5	
07/28/2015 12:00	959.3	
07/28/2015 13:00	918.7	
07/28/2015 14:00	1266.2	
07/28/2015 15:00	1042.1	
07/28/2015 16:00	960.3	
07/28/2015 17:00	823.4	
07/28/2015 18:00	1117.3	
07/28/2015 19:00	1265.3	
07/28/2015 20:00	1291.7	

Time	Units 1&2 Combined	
	(Part 60 Data)	Day Count
07/28/2015 21:00	1326.7	
07/28/2015 22:00	1260.3	
07/28/2015 23:00	1121	1262 996.3
07/29/2015 00:00	1088.6	
07/29/2015 01:00	749.6	
07/29/2015 02:00	881.1	
07/29/2015 03:00	1099.9	
07/29/2015 04:00	1108.8	
07/29/2015 05:00	1099.7	
07/29/2015 06:00	1178.7	
07/29/2015 07:00	1273.9	
07/29/2015 08:00	1371.7	
07/29/2015 09:00	1208	
07/29/2015 10:00	1192.3	
07/29/2015 11:00	1014.4	
07/29/2015 12:00	1183.1	
07/29/2015 13:00	865.9	
07/29/2015 14:00	1072.8	
07/29/2015 15:00	915.7	
07/29/2015 16:00	1000.3	
07/29/2015 17:00	910	
07/29/2015 18:00	974	
07/29/2015 19:00	819.2	
07/29/2015 20:00	1050.3	
07/29/2015 21:00	1100.7	
07/29/2015 22:00	1236.9	
07/29/2015 23:00	1123.9	1263 1010.0
07/30/2015 00:00	986.2	
07/30/2015 01:00	871.7	
07/30/2015 02:00	918.5	
07/30/2015 03:00	963.5	
07/30/2015 04:00	1064.3	
07/30/2015 05:00	1007.6	
07/30/2015 06:00	1049.9	
07/30/2015 07:00	1184.8	
07/30/2015 08:00	1337.8	
07/30/2015 09:00	1495.3	
07/30/2015 10:00	1293	
07/30/2015 11:00	1126.6	
07/30/2015 12:00	1138.3	
07/30/2015 13:00	1156.4	
07/30/2015 14:00	1118.4	
07/30/2015 15:00	1109.4	
07/30/2015 16:00	1175.1	
07/30/2015 17:00	1148	

Time	Units 1&2 Combined	
	(Part 60 Data)	Day Count
07/30/2015 18:00	1016.9	
07/30/2015 19:00	1045	
07/30/2015 20:00	1259.9	
07/30/2015 21:00	1105.1	
07/30/2015 22:00	1210.6	
07/30/2015 23:00	938.1	1264
07/31/2015 00:00	776.8	1019.6
07/31/2015 01:00	678.4	
07/31/2015 02:00	878.1	
07/31/2015 03:00	869.5	
07/31/2015 04:00	921.4	
07/31/2015 05:00	935.8	
07/31/2015 06:00	1134.7	
07/31/2015 07:00	1103.7	
07/31/2015 08:00	1391.2	
07/31/2015 09:00	1427.7	
07/31/2015 10:00	1366.4	
07/31/2015 11:00	1240.8	
07/31/2015 12:00	1206.7	
07/31/2015 13:00	1345.6	
07/31/2015 14:00	1104.2	
07/31/2015 15:00	1238.1	
07/31/2015 16:00	1367.1	
07/31/2015 17:00	1283.1	
07/31/2015 18:00	1233.5	
07/31/2015 19:00	1060.8	
07/31/2015 20:00	1359.1	
07/31/2015 21:00	1248.3	
07/31/2015 22:00	1331.4	
07/31/2015 23:00	1088.5	1265
08/01/2015 00:00	899	1023.4
08/01/2015 01:00	843.6	
08/01/2015 02:00	851.2	
08/01/2015 03:00	869.4	
08/01/2015 04:00	811.7	
08/01/2015 05:00	840.5	
08/01/2015 06:00	889.5	
08/01/2015 07:00	1121.8	
08/01/2015 08:00	1210.4	
08/01/2015 09:00	1177.4	
08/01/2015 10:00	1445.2	
08/01/2015 11:00	1844	
08/01/2015 12:00	3389.7	
08/01/2015 13:00	3815.3	
08/01/2015 14:00	1735.9	

Time	Units 1&2 Combined	
	(Part 60 Data)	Day Count
08/01/2015 15:00	879.5	
08/01/2015 16:00	675.9	
08/01/2015 17:00	661.8	
08/01/2015 18:00	654.8	
08/01/2015 19:00	774.3	
08/01/2015 20:00	677.5	
08/01/2015 21:00	695.9	
08/01/2015 22:00	834.3	
08/01/2015 23:00	1086.6	1266 1043.5
08/02/2015 00:00	846.1	
08/02/2015 01:00	911	
08/02/2015 02:00	948.4	
08/02/2015 03:00	964	
08/02/2015 04:00	929.1	
08/02/2015 05:00	904.5	
08/02/2015 06:00	900.5	
08/02/2015 07:00	927.9	
08/02/2015 08:00	1060.6	
08/02/2015 09:00	1096.4	
08/02/2015 10:00	1895.5	
08/02/2015 11:00	1175	
08/02/2015 12:00	1516.3	
08/02/2015 13:00	1371.1	
08/02/2015 14:00	1304.2	
08/02/2015 15:00	1079.3	
08/02/2015 16:00	1249.1	
08/02/2015 17:00	1203.1	
08/02/2015 18:00	1223.4	
08/02/2015 19:00	1235.4	
08/02/2015 20:00	1311.1	
08/02/2015 21:00	1010.8	
08/02/2015 22:00	1015.5	
08/02/2015 23:00	935.1	1267 1059.3
08/03/2015 00:00	772.8	
08/03/2015 01:00	787.7	
08/03/2015 02:00	824.3	
08/03/2015 03:00	912.4	
08/03/2015 04:00	842.7	
08/03/2015 05:00	1024.6	
08/03/2015 06:00	872.4	
08/03/2015 07:00	982	
08/03/2015 08:00	1016.7	
08/03/2015 09:00	1066.6	
08/03/2015 10:00	1188.5	
08/03/2015 11:00	1322	

	Units 1&2 Combined	
Time	(Part 60 Data)	Day Count
08/03/2015 12:00	1426.7	
08/03/2015 13:00	1459.7	
08/03/2015 14:00	1044.7	
08/03/2015 15:00	1098.8	
08/03/2015 16:00	1112	
08/03/2015 17:00	1058.6	
08/03/2015 18:00	1222.3	
08/03/2015 19:00	1279.8	
08/03/2015 20:00	1467.4	
08/03/2015 21:00	1077.2	
08/03/2015 22:00	1132.4	
08/03/2015 23:00	1037.3	1268 1064.3
08/04/2015 00:00	938.8	
08/04/2015 01:00	840.8	
08/04/2015 02:00	796.7	
08/04/2015 03:00	782.8	
08/04/2015 04:00	869.8	
08/04/2015 05:00	862.4	
08/04/2015 06:00	956.2	
08/04/2015 07:00	1073.1	
08/04/2015 08:00	1177.1	
08/04/2015 09:00	1515.6	
08/04/2015 10:00	1399.8	
08/04/2015 11:00	1055.7	
08/04/2015 12:00	1483.5	
08/04/2015 13:00	889.3	
08/04/2015 14:00	1160.1	
08/04/2015 15:00	1086.6	
08/04/2015 16:00	1182.3	
08/04/2015 17:00	1184.3	
08/04/2015 18:00	1079	
08/04/2015 19:00	835.2	
08/04/2015 20:00	986.4	
08/04/2015 21:00	926.6	
08/04/2015 22:00	841.9	
08/04/2015 23:00	804.6	1269 1051.9
08/05/2015 00:00	751.4	
08/05/2015 01:00	859.2	
08/05/2015 02:00	920.6	
08/05/2015 03:00	936.3	
08/05/2015 04:00	897.9	
08/05/2015 05:00	1112.1	
08/05/2015 06:00	1296.5	
08/05/2015 07:00	997.5	
08/05/2015 08:00	1227.5	

	Units 1&2 Combined	
Time	(Part 60 Data)	Day Count
08/05/2015 09:00	1384.9	
08/05/2015 10:00	1369.5	
08/05/2015 11:00	1442.7	
08/05/2015 12:00	1051.3	
08/05/2015 13:00	939	
08/05/2015 14:00	998	
08/05/2015 15:00	1146	
08/05/2015 16:00	1149.8	
08/05/2015 17:00	1209.3	
08/05/2015 18:00	1012.6	
08/05/2015 19:00	1342.4	
08/05/2015 20:00	1251.3	
08/05/2015 21:00	930.3	
08/05/2015 22:00	726.4	
08/05/2015 23:00	691.4	1270 1042.6
08/06/2015 00:00	777.1	
08/06/2015 01:00	512.3	
08/06/2015 02:00	436.9	
08/06/2015 03:00	454.3	
08/06/2015 04:00	481.6	
08/06/2015 05:00	508.6	
08/06/2015 06:00	467.7	
08/06/2015 07:00	570.4	
08/06/2015 08:00	538.8	
08/06/2015 09:00	574	
08/06/2015 10:00	600.9	
08/06/2015 11:00	596.5	
08/06/2015 12:00	624.2	
08/06/2015 13:00	694.1	
08/06/2015 14:00	660.2	
08/06/2015 15:00	748	
08/06/2015 16:00	914.7	
08/06/2015 17:00	743.4	
08/06/2015 18:00	466.7	
08/06/2015 19:00	542.1	
08/06/2015 20:00	564.2	
08/06/2015 21:00	705.8	
08/06/2015 22:00	966.5	
08/06/2015 23:00	1374.7	1271 1030.5
08/07/2015 00:00	1266.1	
08/07/2015 01:00	820.8	
08/07/2015 02:00	443.8	
08/07/2015 03:00	543.4	
08/07/2015 04:00	831.9	
08/07/2015 05:00	925.8	

Time	Units 1&2 Combined	
	(Part 60 Data)	Day Count
08/07/2015 06:00	840.4	
08/07/2015 07:00	885.7	
08/07/2015 08:00	841.4	
08/07/2015 09:00	1106.2	
08/07/2015 10:00	840.7	
08/07/2015 11:00	806.4	
08/07/2015 12:00	921.3	
08/07/2015 13:00	1113.7	
08/07/2015 14:00	980.5	
08/07/2015 15:00	466.9	
08/07/2015 16:00	586.9	
08/07/2015 17:00	646.7	
08/07/2015 18:00	564.4	
08/07/2015 19:00	507.4	
08/07/2015 20:00	760.5	
08/07/2015 21:00	474.7	
08/07/2015 22:00	507.8	
08/07/2015 23:00	452.7	1272 1019.8
08/08/2015 00:00	530.4	
08/08/2015 01:00	582.3	
08/08/2015 02:00	447.1	
08/08/2015 03:00	366	
08/08/2015 04:00	416.4	
08/08/2015 05:00	512.2	
08/08/2015 06:00	504.7	
08/08/2015 07:00	543.2	
08/08/2015 08:00	628	
08/08/2015 09:00	608.3	
08/08/2015 10:00	687.9	
08/08/2015 11:00	623.3	
08/08/2015 12:00	684.1	
08/08/2015 13:00	795.4	
08/08/2015 14:00	807.7	
08/08/2015 15:00	352.2	
08/08/2015 16:00	527.3	
08/08/2015 17:00	651.2	
08/08/2015 18:00	474.6	
08/08/2015 19:00	611.3	
08/08/2015 20:00	999.5	
08/08/2015 21:00	528.9	
08/08/2015 22:00	394.6	
08/08/2015 23:00	303.2	1273 1004.3
08/09/2015 00:00	401.2	
08/09/2015 01:00	514.9	
08/09/2015 02:00	331.2	

Time	Units 1&2 Combined	
	(Part 60 Data)	Day Count
08/09/2015 03:00	341	
08/09/2015 04:00	271.9	
08/09/2015 05:00	239.2	
08/09/2015 06:00	207.4	
08/09/2015 07:00	369.7	
08/09/2015 08:00	425.6	
08/09/2015 09:00	411.3	
08/09/2015 10:00	591.2	
08/09/2015 11:00	628.8	
08/09/2015 12:00	713.9	
08/09/2015 13:00	749.8	
08/09/2015 14:00	643.8	
08/09/2015 15:00	930.8	
08/09/2015 16:00	670	
08/09/2015 17:00	594.1	
08/09/2015 18:00	786.8	
08/09/2015 19:00	821.8	
08/09/2015 20:00	1145.3	
08/09/2015 21:00	642.1	
08/09/2015 22:00	521	
08/09/2015 23:00	339.5	1274 991.7
08/10/2015 00:00	241.1	
08/10/2015 01:00	249.9	
08/10/2015 02:00	190	
08/10/2015 03:00	245.4	
08/10/2015 04:00	355.3	
08/10/2015 05:00	359.7	
08/10/2015 06:00	136.3	
08/10/2015 07:00	243.1	
08/10/2015 08:00	648.5	
08/10/2015 09:00	661.6	
08/10/2015 10:00	708.8	
08/10/2015 11:00	994.9	
08/10/2015 12:00	665	
08/10/2015 13:00	502.4	
08/10/2015 14:00	795.7	
08/10/2015 15:00	747.2	
08/10/2015 16:00	804.6	
08/10/2015 17:00	847.5	
08/10/2015 18:00	711.1	
08/10/2015 19:00	727.2	
08/10/2015 20:00	772	
08/10/2015 21:00	555	
08/10/2015 22:00	392.4	
08/10/2015 23:00	285.4	1275 992.2

	Units 1&2 Combined	
Time	(Part 60 Data)	Day Count
08/11/2015 00:00	271.9	
08/11/2015 01:00	253.2	
08/11/2015 02:00	280.9	
08/11/2015 03:00	434.9	
08/11/2015 04:00	470.4	
08/11/2015 05:00	548	
08/11/2015 06:00	535.8	
08/11/2015 07:00	550.3	
08/11/2015 08:00	635.2	
08/11/2015 09:00	596.4	
08/11/2015 10:00	783.1	
08/11/2015 11:00	792	
08/11/2015 12:00	461.5	
08/11/2015 13:00	543	
08/11/2015 14:00	456.8	
08/11/2015 15:00	549.4	
08/11/2015 16:00	576	
08/11/2015 17:00	650.3	
08/11/2015 18:00	471.8	
08/11/2015 19:00	777.7	
08/11/2015 20:00	789.3	
08/11/2015 21:00	524.1	
08/11/2015 22:00	472.5	
08/11/2015 23:00	495.8	1276 994.5
08/12/2015 00:00	370.2	
08/12/2015 01:00	417.2	
08/12/2015 02:00	437	
08/12/2015 03:00	460	
08/12/2015 04:00	531.8	
08/12/2015 05:00	504	
08/12/2015 06:00	537.5	
08/12/2015 07:00	674.6	
08/12/2015 08:00	645.4	
08/12/2015 09:00	751.7	
08/12/2015 10:00	722.5	
08/12/2015 11:00	736.8	
08/12/2015 12:00	756.9	
08/12/2015 13:00	780.4	
08/12/2015 14:00	758.1	
08/12/2015 15:00	692.1	
08/12/2015 16:00	763.9	
08/12/2015 17:00	737.6	
08/12/2015 18:00	728.7	
08/12/2015 19:00	787.1	
08/12/2015 20:00	799.3	

Time	Units 1&2 Combined	
	(Part 60 Data)	Day Count
08/12/2015 21:00	721.4	
08/12/2015 22:00	904.9	
08/12/2015 23:00	810.9	1277
08/13/2015 00:00	736.8	993.3
08/13/2015 01:00	759.7	
08/13/2015 02:00	749.5	
08/13/2015 03:00	839.6	
08/13/2015 04:00	821.4	
08/13/2015 05:00	1044.1	
08/13/2015 06:00	912.7	
08/13/2015 07:00	1043.3	
08/13/2015 08:00	1154.1	
08/13/2015 09:00	1179	
08/13/2015 10:00	1374.4	
08/13/2015 11:00	1335.7	
08/13/2015 12:00	1233.7	
08/13/2015 13:00	1045.5	
08/13/2015 14:00	1036.2	
08/13/2015 15:00	1247.1	
08/13/2015 16:00	1217.3	
08/13/2015 17:00	1324.3	
08/13/2015 18:00	1643.9	
08/13/2015 19:00	1430.8	
08/13/2015 20:00	1597.9	
08/13/2015 21:00	1342.4	
08/13/2015 22:00	1290.4	
08/13/2015 23:00	964.2	1278
08/14/2015 00:00	773.4	995.5
08/14/2015 01:00	887.4	
08/14/2015 02:00	840.3	
08/14/2015 03:00	933.9	
08/14/2015 04:00	967.2	
08/14/2015 05:00	1170.8	
08/14/2015 06:00	633	
08/14/2015 07:00	593.1	
08/14/2015 08:00	676.7	
08/14/2015 09:00	1002.6	
08/14/2015 10:00	849.7	
08/14/2015 11:00	443.8	
08/14/2015 12:00	555.5	
08/14/2015 13:00	617	
08/14/2015 14:00	1086.9	
08/14/2015 15:00	2612.1	
08/14/2015 16:00	2223.4	
08/14/2015 17:00	1986.3	

	Units 1&2 Combined	
Time	(Part 60 Data)	Day Count
08/14/2015 18:00	1843.8	
08/14/2015 19:00	2047.3	
08/14/2015 20:00	2794.7	
08/14/2015 21:00	1877.8	
08/14/2015 22:00	1413.5	
08/14/2015 23:00	1264.3	1279 994.7
08/15/2015 00:00	1302.4	
08/15/2015 01:00	1104.9	
08/15/2015 02:00	968.4	
08/15/2015 03:00	988.3	
08/15/2015 04:00	930.2	
08/15/2015 05:00	964	
08/15/2015 06:00	995	
08/15/2015 07:00	1178.7	
08/15/2015 08:00	1430.6	
08/15/2015 09:00	1430.9	
08/15/2015 10:00	1729.2	
08/15/2015 11:00	1797.1	
08/15/2015 12:00	1838.7	
08/15/2015 13:00	1635	
08/15/2015 14:00	1733.7	
08/15/2015 15:00	1830.1	
08/15/2015 16:00	1873.2	
08/15/2015 17:00	1889.2	
08/15/2015 18:00	2059.2	
08/15/2015 19:00	1906.5	
08/15/2015 20:00	1683.9	
08/15/2015 21:00	1577.6	
08/15/2015 22:00	1370.7	
08/15/2015 23:00	1184.8	1280 993.3
08/16/2015 00:00	1053.3	
08/16/2015 01:00	886.8	
08/16/2015 02:00	878.2	
08/16/2015 03:00	910.7	
08/16/2015 04:00	855.9	
08/16/2015 05:00	857.8	
08/16/2015 06:00	876.6	
08/16/2015 07:00	1168.1	
08/16/2015 08:00	1371.4	
08/16/2015 09:00	1396.1	
08/16/2015 10:00	1485.8	
08/16/2015 11:00	1528.5	
08/16/2015 12:00	1797.9	
08/16/2015 13:00	2122.2	
08/16/2015 14:00	2204.4	

	Units 1&2 Combined	
Time	(Part 60 Data)	Day Count
08/16/2015 15:00	2740.6	
08/16/2015 16:00	2101.6	
08/16/2015 17:00	2365.1	
08/16/2015 18:00	2594.5	
08/16/2015 19:00	2718.9	
08/16/2015 20:00	2669.1	
08/16/2015 21:00	1962.3	
08/16/2015 22:00	1495	
08/16/2015 23:00	1379.2	1281 970.3
08/17/2015 00:00	1149.5	
08/17/2015 01:00	784.2	
08/17/2015 02:00	797.8	
08/17/2015 03:00	981.5	
08/17/2015 04:00	962.4	
08/17/2015 05:00	1384.7	
08/17/2015 06:00	1326	
08/17/2015 07:00	1202.6	
08/17/2015 08:00	1701.6	
08/17/2015 09:00	2429.4	
08/17/2015 10:00	2386.5	
08/17/2015 11:00	2131.8	
08/17/2015 12:00	2374.5	
08/17/2015 13:00	2830.9	
08/17/2015 14:00	2926.3	
08/17/2015 15:00	3274.2	
08/17/2015 16:00	3281.5	
08/17/2015 17:00	3273.7	
08/17/2015 18:00	2960	
08/17/2015 19:00	1906.2	
08/17/2015 20:00	1835.2	
08/17/2015 21:00	1652	
08/17/2015 22:00	1503	
08/17/2015 23:00	1397.4	1282 1007.8
08/18/2015 00:00	1316.6	
08/18/2015 01:00	1236.9	
08/18/2015 02:00	1180	
08/18/2015 03:00	1280	
08/18/2015 04:00	1101.6	
08/18/2015 05:00	1246.6	
08/18/2015 06:00	1266.4	
08/18/2015 07:00	1177	
08/18/2015 08:00	1573	
08/18/2015 09:00	1710.1	
08/18/2015 10:00	1384.5	
08/18/2015 11:00	1898.7	

	Units 1&2 Combined	
Time	(Part 60 Data)	Day Count
08/18/2015 12:00	2387.7	
08/18/2015 13:00	1562.6	
08/18/2015 14:00	1636.6	
08/18/2015 15:00	1827.8	
08/18/2015 16:00	2399.6	
08/18/2015 17:00	1626	
08/18/2015 18:00	1352.8	
08/18/2015 19:00	1362.7	
08/18/2015 20:00	1176.5	
08/18/2015 21:00	1322.1	
08/18/2015 22:00	1346.4	
08/18/2015 23:00	1221.9	1283 1030.0
08/19/2015 00:00	1205.5	
08/19/2015 01:00	2025.8	
08/19/2015 02:00	1699.6	
08/19/2015 03:00	1318.5	
08/19/2015 04:00	1419.6	
08/19/2015 05:00	1520.1	
08/19/2015 06:00	1514.6	
08/19/2015 07:00	1225.7	
08/19/2015 08:00	1608.7	
08/19/2015 09:00	2534.1	
08/19/2015 10:00	3114.1	
08/19/2015 11:00	2812.1	
08/19/2015 12:00	2334.7	
08/19/2015 13:00	2220.9	
08/19/2015 14:00	2182.8	
08/19/2015 15:00	2104.9	
08/19/2015 16:00	2192.2	
08/19/2015 17:00	1934.1	
08/19/2015 18:00	1421	
08/19/2015 19:00	1640.2	
08/19/2015 20:00	1608.2	
08/19/2015 21:00	1087.5	
08/19/2015 22:00	1277.8	
08/19/2015 23:00	1394.2	1284 1061.1
08/20/2015 00:00	1209.5	
08/20/2015 01:00	1132.4	
08/20/2015 02:00	1040.8	
08/20/2015 03:00	1077.5	
08/20/2015 04:00	1026.9	
08/20/2015 05:00	1328.7	
08/20/2015 06:00	1514.7	
08/20/2015 07:00	1789	
08/20/2015 08:00	1798	

Time	Units 1&2 Combined	
	(Part 60 Data)	Day Count
08/20/2015 09:00	1539.8	
08/20/2015 10:00	1799.4	
08/20/2015 11:00	2413.1	
08/20/2015 12:00	2558.2	
08/20/2015 13:00	2175.6	
08/20/2015 14:00	1936.5	
08/20/2015 15:00	2297.6	
08/20/2015 16:00	2838.2	
08/20/2015 17:00	2478.6	
08/20/2015 18:00	1718.8	
08/20/2015 19:00	1496.2	
08/20/2015 20:00	1361.5	
08/20/2015 21:00	1372.2	
08/20/2015 22:00	1348.3	
08/20/2015 23:00	1223.6	1285 1096.7
08/21/2015 00:00	1229.7	
08/21/2015 01:00	761	
08/21/2015 02:00	757.6	
08/21/2015 03:00	605.1	
08/21/2015 04:00	682.3	
08/21/2015 05:00	895.6	
08/21/2015 06:00	802.4	
08/21/2015 07:00	919.1	
08/21/2015 08:00	890	
08/21/2015 09:00	1114	
08/21/2015 10:00	1112.6	
08/21/2015 11:00	1218.2	
08/21/2015 12:00	943.7	
08/21/2015 13:00	941.2	
08/21/2015 14:00	1169.1	
08/21/2015 15:00	1051.8	
08/21/2015 16:00	933.6	
08/21/2015 17:00	867.3	
08/21/2015 18:00	987.6	
08/21/2015 19:00	1006.8	
08/21/2015 20:00	961.2	
08/21/2015 21:00	940.2	
08/21/2015 22:00	800.5	
08/21/2015 23:00	587.4	1286 1103.4
08/22/2015 00:00	607.5	
08/22/2015 01:00	548.6	
08/22/2015 02:00	670.8	
08/22/2015 03:00	726.7	
08/22/2015 04:00	692.2	
08/22/2015 05:00	698.9	

	Units 1&2 Combined	
Time	(Part 60 Data)	Day Count
08/22/2015 06:00	672.9	
08/22/2015 07:00	786.3	
08/22/2015 08:00	733.5	
08/22/2015 09:00	853.4	
08/22/2015 10:00	944.8	
08/22/2015 11:00	932.2	
08/22/2015 12:00	942.4	
08/22/2015 13:00	1166	
08/22/2015 14:00	1091.2	
08/22/2015 15:00	1181.6	
08/22/2015 16:00	1150.5	
08/22/2015 17:00	1298.2	
08/22/2015 18:00	976.5	
08/22/2015 19:00	1133.8	
08/22/2015 20:00	1008.5	
08/22/2015 21:00	910.7	
08/22/2015 22:00	916.9	
08/22/2015 23:00	699.6	1287
08/23/2015 00:00	681.1	1111.5
08/23/2015 01:00	581.3	
08/23/2015 02:00	624.8	
08/23/2015 03:00	677.8	
08/23/2015 04:00	610	
08/23/2015 05:00	632.5	
08/23/2015 06:00	655.6	
08/23/2015 07:00	657.1	
08/23/2015 08:00	655.6	
08/23/2015 09:00	689.4	
08/23/2015 10:00	836	
08/23/2015 11:00	870.7	
08/23/2015 12:00	1175.8	
08/23/2015 13:00	1105.7	
08/23/2015 14:00	1280.2	
08/23/2015 15:00	1212	
08/23/2015 16:00	1247.4	
08/23/2015 17:00	1040.5	
08/23/2015 18:00	1265.6	
08/23/2015 19:00	2128.2	
08/23/2015 20:00	3150.2	
08/23/2015 21:00	2013.3	
08/23/2015 22:00	1484.7	
08/23/2015 23:00	1116.8	1288
08/24/2015 00:00	875.3	1120.0
08/24/2015 01:00	891.4	
08/24/2015 02:00	960.6	

	Units 1&2 Combined	
Time	(Part 60 Data)	Day Count
08/24/2015 03:00	779.1	
08/24/2015 04:00	758.8	
08/24/2015 05:00	948.7	
08/24/2015 06:00	900	
08/24/2015 07:00	1291.3	
08/24/2015 08:00	1548.7	
08/24/2015 09:00	1266	
08/24/2015 10:00	1354.1	
08/24/2015 11:00	1462.7	
08/24/2015 12:00	1550.3	
08/24/2015 13:00	1688.3	
08/24/2015 14:00	1637.2	
08/24/2015 15:00	1353.1	
08/24/2015 16:00	1348	
08/24/2015 17:00	1288.7	
08/24/2015 18:00	1311.7	
08/24/2015 19:00	898.6	
08/24/2015 20:00	1179.3	
08/24/2015 21:00	1560.2	
08/24/2015 22:00	1252	
08/24/2015 23:00	933.6	1289 1120.5
08/25/2015 00:00	668.1	
08/25/2015 01:00	567.2	
08/25/2015 02:00	555.1	
08/25/2015 03:00	553.1	
08/25/2015 04:00	652.9	
08/25/2015 05:00	983.6	
08/25/2015 06:00	880.2	
08/25/2015 07:00	1610.5	
08/25/2015 08:00	3108.4	
08/25/2015 09:00	15827.1	
08/25/2015 10:00	1607.3	
08/25/2015 11:00	1414	
08/25/2015 12:00	1147.9	
08/25/2015 13:00	1349.7	
08/25/2015 14:00	1420.3	
08/25/2015 15:00	1126.6	
08/25/2015 16:00	1562.5	
08/25/2015 17:00	1114	
08/25/2015 18:00	888	
08/25/2015 19:00	1246.9	
08/25/2015 20:00	1132.1	
08/25/2015 21:00	654.3	
08/25/2015 22:00	401.9	
08/25/2015 23:00	383.1	1290 1132.0

	Units 1&2 Combined	
Time	(Part 60 Data)	Day Count
08/26/2015 00:00	642.9	
08/26/2015 01:00	537.6	
08/26/2015 02:00	447.2	
08/26/2015 03:00	481	
08/26/2015 04:00	536.9	
08/26/2015 05:00	777.6	
08/26/2015 06:00	597.5	
08/26/2015 07:00	779.6	
08/26/2015 08:00	758.1	
08/26/2015 09:00	798.4	
08/26/2015 10:00	744.5	
08/26/2015 11:00	819	
08/26/2015 12:00	840	
08/26/2015 13:00	809.9	
08/26/2015 14:00	802.1	
08/26/2015 15:00	832	
08/26/2015 16:00	673.1	
08/26/2015 17:00	798.2	
08/26/2015 18:00	828.3	
08/26/2015 19:00	1127.2	
08/26/2015 20:00	913.9	
08/26/2015 21:00	584.1	
08/26/2015 22:00	498.5	
08/26/2015 23:00	522.8	1291 1107.1
08/27/2015 00:00	542.7	
08/27/2015 01:00	437.3	
08/27/2015 02:00	405	
08/27/2015 03:00	487	
08/27/2015 04:00	715.7	
08/27/2015 05:00	1186.1	
08/27/2015 06:00	1036.4	
08/27/2015 07:00	836.3	
08/27/2015 08:00	974.3	
08/27/2015 09:00	1031.5	
08/27/2015 10:00	1001.2	
08/27/2015 11:00	1357	
08/27/2015 12:00	1000.6	
08/27/2015 13:00	941.7	
08/27/2015 14:00	837.5	
08/27/2015 15:00	720.4	
08/27/2015 16:00	567.5	
08/27/2015 17:00	472.3	
08/27/2015 18:00	670.1	
08/27/2015 19:00	930.1	
08/27/2015 20:00	885	

Time	Units 1&2 Combined	
	(Part 60 Data)	Day Count
08/27/2015 21:00	534.2	
08/27/2015 22:00	444.8	
08/27/2015 23:00	224.5	1292
08/28/2015 00:00	155.8	1093.9
08/28/2015 01:00	81.2	
08/28/2015 02:00	86.4	
08/28/2015 03:00	98	
08/28/2015 04:00	94.8	
08/28/2015 05:00	144.3	
08/28/2015 06:00	209.5	
08/28/2015 07:00	226.5	
08/28/2015 08:00	219.1	
08/28/2015 09:00	244.7	
08/28/2015 10:00	257.2	
08/28/2015 11:00	286.1	
08/28/2015 12:00	260.9	
08/28/2015 13:00	994.4	
08/28/2015 14:00	537.7	
08/28/2015 15:00	545	
08/28/2015 16:00	690.1	
08/28/2015 17:00	516.2	
08/28/2015 18:00	584.5	
08/28/2015 19:00	396.3	
08/28/2015 20:00	256.3	
08/28/2015 21:00	311.6	
08/28/2015 22:00	222	
08/28/2015 23:00	422.2	1293
08/29/2015 00:00	623.3	1069.3
08/29/2015 01:00	634.6	
08/29/2015 02:00	695.7	
08/29/2015 03:00	723	
08/29/2015 04:00	685.2	
08/29/2015 05:00	682.3	
08/29/2015 06:00	831.8	
08/29/2015 07:00	697.4	
08/29/2015 08:00	612.3	
08/29/2015 09:00	349.4	
08/29/2015 10:00	606.7	
08/29/2015 11:00	619.4	
08/29/2015 12:00	381	
08/29/2015 13:00	290	
08/29/2015 14:00	289	
08/29/2015 15:00	242.1	
08/29/2015 16:00	425.2	
08/29/2015 17:00	546.2	

Time	Units 1&2 Combined	
	(Part 60 Data)	Day Count
08/29/2015 18:00	324.9	
08/29/2015 19:00	540.3	
08/29/2015 20:00	552.2	
08/29/2015 21:00	459.5	
08/29/2015 22:00	248.4	
08/29/2015 23:00	116.2	1294 1049.1
08/30/2015 00:00	156.3	
08/30/2015 01:00	186.8	
08/30/2015 02:00	92.1	
08/30/2015 03:00	96	
08/30/2015 04:00	76.3	
08/30/2015 05:00	69.1	
08/30/2015 06:00	223.9	
08/30/2015 07:00	541.1	
08/30/2015 08:00	575.7	
08/30/2015 09:00	614	
08/30/2015 10:00	654.5	
08/30/2015 11:00	803.7	
08/30/2015 12:00	976	
08/30/2015 13:00	749.1	
08/30/2015 14:00	607.1	
08/30/2015 15:00	573.9	
08/30/2015 16:00	512.7	
08/30/2015 17:00	621.4	
08/30/2015 18:00	2096.6	
08/30/2015 19:00	1251.2	
08/30/2015 20:00	890.2	
08/30/2015 21:00	1222	
08/30/2015 22:00	915.1	
08/30/2015 23:00	498.6	1295 1031.7
08/31/2015 00:00	324	
08/31/2015 01:00	315.9	
08/31/2015 02:00	329.4	
08/31/2015 03:00	381.8	
08/31/2015 04:00	396.2	
08/31/2015 05:00	771	
08/31/2015 06:00	662.9	
08/31/2015 07:00	758.3	
08/31/2015 08:00	860.4	
08/31/2015 09:00	1024.7	
08/31/2015 10:00	1330	
08/31/2015 11:00	2191.5	
08/31/2015 12:00	1805.9	
08/31/2015 13:00	2057.6	
08/31/2015 14:00	1567.9	

Time	Units 1&2 Combined	
	(Part 60 Data)	Day Count
08/31/2015 15:00	1934.8	
08/31/2015 16:00	2305.8	
08/31/2015 17:00	2080.9	
08/31/2015 18:00	1600.5	
08/31/2015 19:00	1578.6	
08/31/2015 20:00	1561.4	
08/31/2015 21:00	1566.7	
08/31/2015 22:00	1174.9	
08/31/2015 23:00	903.1	1296 1032.8
09/01/2015 00:00	565.8	
09/01/2015 01:00	558.4	
09/01/2015 02:00	551.4	
09/01/2015 03:00	602.7	
09/01/2015 04:00	865.9	
09/01/2015 05:00	1306.3	
09/01/2015 06:00	1100.8	
09/01/2015 07:00	1185.1	
09/01/2015 08:00	1323	
09/01/2015 09:00	1167.1	
09/01/2015 10:00	1620.8	
09/01/2015 11:00	1727.7	
09/01/2015 12:00	1474.6	
09/01/2015 13:00	1433.4	
09/01/2015 14:00	1340.8	
09/01/2015 15:00	1303	
09/01/2015 16:00	900	
09/01/2015 17:00	645.9	
09/01/2015 18:00	499.7	
09/01/2015 19:00	438.4	
09/01/2015 20:00	466.6	
09/01/2015 21:00	394.6	
09/01/2015 22:00	262.6	
09/01/2015 23:00	216	1297 1025.7
09/02/2015 00:00	356.2	
09/02/2015 01:00	298.2	
09/02/2015 02:00	257.4	
09/02/2015 03:00	352.9	
09/02/2015 04:00	847.5	
09/02/2015 05:00	898.7	
09/02/2015 06:00	773.4	
09/02/2015 07:00	801.9	
09/02/2015 08:00	753.2	
09/02/2015 09:00	868.1	
09/02/2015 10:00	930.6	
09/02/2015 11:00	965.4	

Time	Units 1&2 Combined	
	(Part 60 Data)	Day Count
09/02/2015 12:00	978.6	
09/02/2015 13:00	963.4	
09/02/2015 14:00	912.2	
09/02/2015 15:00	984.4	
09/02/2015 16:00	1148.1	
09/02/2015 17:00	1586.6	
09/02/2015 18:00	1461.8	
09/02/2015 19:00	1381.5	
09/02/2015 20:00	1344.2	
09/02/2015 21:00	1245.4	
09/02/2015 22:00	813	
09/02/2015 23:00	773.3	1298 1019.7
09/03/2015 00:00	552.3	
09/03/2015 01:00	550.6	
09/03/2015 02:00	413.2	
09/03/2015 03:00	469.5	
09/03/2015 04:00	749	
09/03/2015 05:00	984.9	
09/03/2015 06:00	1280	
09/03/2015 07:00	1409.2	
09/03/2015 08:00	1593.7	
09/03/2015 09:00	1533.6	
09/03/2015 10:00	1424.9	
09/03/2015 11:00	1269.9	
09/03/2015 12:00	1360.3	
09/03/2015 13:00	1294.8	
09/03/2015 14:00	1455.4	
09/03/2015 15:00	1453.1	
09/03/2015 16:00	1507.9	
09/03/2015 17:00	1521.4	
09/03/2015 18:00	1502.5	
09/03/2015 19:00	1516.6	
09/03/2015 20:00	1509.7	
09/03/2015 21:00	1238.9	
09/03/2015 22:00	1320.9	
09/03/2015 23:00	1165	1299 1025.8
09/04/2015 00:00	937.4	
09/04/2015 01:00	717.2	
09/04/2015 02:00	560.8	
09/04/2015 03:00	737.1	
09/04/2015 04:00	953.7	
09/04/2015 05:00	1234.5	
09/04/2015 06:00	953.5	
09/04/2015 07:00	1251.1	
09/04/2015 08:00	1213.2	

Time	Units 1&2 Combined	
	(Part 60 Data)	Day Count
09/04/2015 09:00	1370.1	
09/04/2015 10:00	1790.1	
09/04/2015 11:00	1637.4	
09/04/2015 12:00	1619.9	
09/04/2015 13:00	1657.3	
09/04/2015 14:00	1612.2	
09/04/2015 15:00	1615	
09/04/2015 16:00	1594.7	
09/04/2015 17:00	1628.2	
09/04/2015 18:00	1448.9	
09/04/2015 19:00	2484.6	
09/04/2015 20:00	1822.3	
09/04/2015 21:00	1274	
09/04/2015 22:00	1234.4	
09/04/2015 23:00	1156.8	1300 1035.3
09/05/2015 00:00	1139.6	
09/05/2015 01:00	1169	
09/05/2015 02:00	1110.6	
09/05/2015 03:00	1127.2	
09/05/2015 04:00	802.7	
09/05/2015 05:00	631.9	
09/05/2015 06:00	636.4	
09/05/2015 07:00	728.8	
09/05/2015 08:00	854.3	
09/05/2015 09:00	1068.4	
09/05/2015 10:00	1296.4	
09/05/2015 11:00	1345.1	
09/05/2015 12:00	1466.1	
09/05/2015 13:00	1172.4	
09/05/2015 14:00	1453.4	
09/05/2015 15:00	1526.3	
09/05/2015 16:00	1715.5	
09/05/2015 17:00	1755.4	
09/05/2015 18:00	1689.8	
09/05/2015 19:00	1716.6	
09/05/2015 20:00	1489.5	
09/05/2015 21:00	1487.5	
09/05/2015 22:00	1164.2	
09/05/2015 23:00	1085.2	1301 1054.9
09/06/2015 00:00	557.3	
09/06/2015 01:00	271.9	
09/06/2015 02:00	491.9	
09/06/2015 03:00	606.5	
09/06/2015 04:00	542.1	
09/06/2015 05:00	541.5	

	Units 1&2 Combined	
Time	(Part 60 Data)	Day Count
09/06/2015 06:00	557.9	
09/06/2015 07:00	488.4	
09/06/2015 08:00	1074.2	
09/06/2015 09:00	1147.7	
09/06/2015 10:00	1270.7	
09/06/2015 11:00	1252.8	
09/06/2015 12:00	1266.5	
09/06/2015 13:00	1271	
09/06/2015 14:00	1331.2	
09/06/2015 15:00	1075.8	
09/06/2015 16:00	1161.3	
09/06/2015 17:00	1185.3	
09/06/2015 18:00	1292.3	
09/06/2015 19:00	1126.8	
09/06/2015 20:00	1341.1	
09/06/2015 21:00	1156	
09/06/2015 22:00	1048.4	
09/06/2015 23:00	986.4	1302 1061.7
09/07/2015 00:00	868.1	
09/07/2015 01:00	642.3	
09/07/2015 02:00	468.2	
09/07/2015 03:00	515.3	
09/07/2015 04:00	490.2	
09/07/2015 05:00	500.5	
09/07/2015 06:00	497.2	
09/07/2015 07:00	156.6	
09/07/2015 08:00	274.9	
09/07/2015 09:00	431.1	
09/07/2015 10:00	562.8	
09/07/2015 11:00	1179.5	
09/07/2015 12:00	1310.9	
09/07/2015 13:00	1227.6	
09/07/2015 14:00	1128.8	
09/07/2015 15:00	1075.5	
09/07/2015 16:00	1084.7	
09/07/2015 17:00	1332.2	
09/07/2015 18:00	1290.1	
09/07/2015 19:00	1301.1	
09/07/2015 20:00	1397.1	
09/07/2015 21:00	1170.9	
09/07/2015 22:00	1157.9	
09/07/2015 23:00	1018.3	1303 1072.1
09/08/2015 00:00	987.3	
09/08/2015 01:00	791.7	
09/08/2015 02:00	1173.3	

Time	Units 1&2 Combined	
	(Part 60 Data)	Day Count
09/08/2015 03:00	1118.5	
09/08/2015 04:00	1313.8	
09/08/2015 05:00	1387	
09/08/2015 06:00	1163.7	
09/08/2015 07:00	1336.5	
09/08/2015 08:00	1433.8	
09/08/2015 09:00	1501.1	
09/08/2015 10:00	1578.2	
09/08/2015 11:00	1578.3	
09/08/2015 12:00	1560.2	
09/08/2015 13:00	1686.8	
09/08/2015 14:00	1670.1	
09/08/2015 15:00	1532.4	
09/08/2015 16:00	1580.7	
09/08/2015 17:00	1562.4	
09/08/2015 18:00	1474.6	
09/08/2015 19:00	1186.3	
09/08/2015 20:00	1641.5	
09/08/2015 21:00	1462.8	
09/08/2015 22:00	1259.3	
09/08/2015 23:00	1122.7	1304 1099.6
09/09/2015 00:00	1115.6	
09/09/2015 01:00	633.3	
09/09/2015 02:00	890.4	
09/09/2015 03:00	1155.4	
09/09/2015 04:00	1126.8	
09/09/2015 05:00	1266.4	
09/09/2015 06:00	1250.2	
09/09/2015 07:00	1410.5	
09/09/2015 08:00	1294.1	
09/09/2015 09:00	1382	
09/09/2015 10:00	1473.9	
09/09/2015 11:00	1477.3	
09/09/2015 12:00	1470.4	
09/09/2015 13:00	1112.6	
09/09/2015 14:00	1132.3	
09/09/2015 15:00	1517.2	
09/09/2015 16:00	1462.1	
09/09/2015 17:00	1428.5	
09/09/2015 18:00	1455.4	
09/09/2015 19:00	1422.7	
09/09/2015 20:00	1475.4	
09/09/2015 21:00	1226.4	
09/09/2015 22:00	1224.7	
09/09/2015 23:00	1005.1	1305 1124.0

	Units 1&2 Combined	
Time	(Part 60 Data)	Day Count
09/10/2015 00:00	1030.5	
09/10/2015 01:00	1106.5	
09/10/2015 02:00	1026	
09/10/2015 03:00	1170.7	
09/10/2015 04:00	1106.8	
09/10/2015 05:00	1273.5	
09/10/2015 06:00	1195.3	
09/10/2015 07:00	1271	
09/10/2015 08:00	1435.3	
09/10/2015 09:00	1194.5	
09/10/2015 10:00	1396.2	
09/10/2015 11:00	1349.5	
09/10/2015 12:00	1472.3	
09/10/2015 13:00	1381	
09/10/2015 14:00	1544.7	
09/10/2015 15:00	1479.4	
09/10/2015 16:00	1411.8	
09/10/2015 17:00	1307.4	
09/10/2015 18:00	1375.3	
09/10/2015 19:00	1322.5	
09/10/2015 20:00	1144.2	
09/10/2015 21:00	1017.9	
09/10/2015 22:00	897.6	
09/10/2015 23:00	755.2	1306 1147.3
09/11/2015 00:00	665.8	
09/11/2015 01:00	679.3	
09/11/2015 02:00	553.8	
09/11/2015 03:00	537.8	
09/11/2015 04:00	621.4	
09/11/2015 05:00	667.7	
09/11/2015 06:00	553.7	
09/11/2015 07:00	584.6	
09/11/2015 08:00	685.1	
09/11/2015 09:00	672.1	
09/11/2015 10:00	768.4	
09/11/2015 11:00	760.9	
09/11/2015 12:00	860.7	
09/11/2015 13:00	790.9	
09/11/2015 14:00	784.9	
09/11/2015 15:00	765.4	
09/11/2015 16:00	679.4	
09/11/2015 17:00	743	
09/11/2015 18:00	661.6	
09/11/2015 19:00	600.8	
09/11/2015 20:00	617.4	

Time	Units 1&2 Combined	
	(Part 60 Data)	Day Count
09/11/2015 21:00	495.6	
09/11/2015 22:00	529.5	
09/11/2015 23:00	301.6	1307
09/12/2015 00:00	383.4	1146.7
09/12/2015 01:00	305	
09/12/2015 02:00	241	
09/12/2015 03:00	276.6	
09/12/2015 04:00	333.4	
09/12/2015 05:00	349.4	
09/12/2015 06:00	310.3	
09/12/2015 07:00	313.5	
09/12/2015 08:00	349.9	
09/12/2015 09:00	330.1	
09/12/2015 10:00	308.3	
09/12/2015 11:00	356.4	
09/12/2015 12:00	374.8	
09/12/2015 13:00	447.8	
09/12/2015 14:00	390.5	
09/12/2015 15:00	362.5	
09/12/2015 16:00	327	
09/12/2015 17:00	316.9	
09/12/2015 18:00	386	
09/12/2015 19:00	471.5	
09/12/2015 20:00	384.9	
09/12/2015 21:00	233.8	
09/12/2015 22:00	177.5	
09/12/2015 23:00	185.6	1308
09/13/2015 00:00	224.3	1119.7
09/13/2015 01:00	297.7	
09/13/2015 02:00	194.2	
09/13/2015 03:00	236.4	
09/13/2015 04:00	306.9	
09/13/2015 05:00	287.1	
09/13/2015 06:00	249.6	
09/13/2015 07:00	215.7	
09/13/2015 08:00	229.7	
09/13/2015 09:00	255.5	
09/13/2015 10:00	333.8	
09/13/2015 11:00	319.2	
09/13/2015 12:00	270.7	
09/13/2015 13:00	285.6	
09/13/2015 14:00	269.7	
09/13/2015 15:00	276.4	
09/13/2015 16:00	318.6	
09/13/2015 17:00	288	

Time	Units 1&2 Combined	
	(Part 60 Data)	Day Count
09/13/2015 18:00	316.9	
09/13/2015 19:00	387.4	
09/13/2015 20:00	257.2	
09/13/2015 21:00	230.5	
09/13/2015 22:00	149.8	
09/13/2015 23:00	212.4	1309 1086.8
09/14/2015 00:00	219.4	
09/14/2015 01:00	217.3	
09/14/2015 02:00	216.4	
09/14/2015 03:00	227.4	
09/14/2015 04:00	239.7	
09/14/2015 05:00	365.1	
09/14/2015 06:00	261.3	
09/14/2015 07:00	287.7	
09/14/2015 08:00	474.6	
09/14/2015 09:00	461.9	
09/14/2015 10:00	408.7	
09/14/2015 11:00	416.4	
09/14/2015 12:00	597.4	
09/14/2015 13:00	535.3	
09/14/2015 14:00	616.3	
09/14/2015 15:00	720.5	
09/14/2015 16:00	572	
09/14/2015 17:00	596.6	
09/14/2015 18:00	680.8	
09/14/2015 19:00	251	
09/14/2015 20:00	819.8	
09/14/2015 21:00	538.5	
09/14/2015 22:00	530.3	
09/14/2015 23:00	482.3	1310 1052.6
09/15/2015 00:00	432.7	
09/15/2015 01:00	481.6	
09/15/2015 02:00	421.9	
09/15/2015 03:00	470.4	
09/15/2015 04:00	495.5	
09/15/2015 05:00	613.2	
09/15/2015 06:00	459.6	
09/15/2015 07:00	481.3	
09/15/2015 08:00	683.8	
09/15/2015 09:00	706.3	
09/15/2015 10:00	727.2	
09/15/2015 11:00	555.7	
09/15/2015 12:00	999	
09/15/2015 13:00	839	
09/15/2015 14:00	632.5	

	Units 1&2 Combined	
Time	(Part 60 Data)	Day Count
09/15/2015 15:00	704.2	
09/15/2015 16:00	832.1	
09/15/2015 17:00	790.7	
09/15/2015 18:00	609	
09/15/2015 19:00	828.7	
09/15/2015 20:00	577	
09/15/2015 21:00	452.8	
09/15/2015 22:00	549	
09/15/2015 23:00	436.7	1311 1018.3
09/16/2015 00:00	469	
09/16/2015 01:00	415.2	
09/16/2015 02:00	447	
09/16/2015 03:00	468.4	
09/16/2015 04:00	480.3	
09/16/2015 05:00	607.7	
09/16/2015 06:00	571.8	
09/16/2015 07:00	552.1	
09/16/2015 08:00	859.4	
09/16/2015 09:00	648.9	
09/16/2015 10:00	562.6	
09/16/2015 11:00	779.9	
09/16/2015 12:00	559.8	
09/16/2015 13:00	391.9	
09/16/2015 14:00	447.5	
09/16/2015 15:00	467.6	
09/16/2015 16:00	442.2	
09/16/2015 17:00	448.6	
09/16/2015 18:00	525	
09/16/2015 19:00	336.9	
09/16/2015 20:00	544.6	
09/16/2015 21:00	466.1	
09/16/2015 22:00	415.9	
09/16/2015 23:00	369.9	1312 970.9
09/17/2015 00:00	419.2	
09/17/2015 01:00	426	
09/17/2015 02:00	438.3	
09/17/2015 03:00	502.3	
09/17/2015 04:00	505.3	
09/17/2015 05:00	587.9	
09/17/2015 06:00	540.9	
09/17/2015 07:00	540.7	
09/17/2015 08:00	604.6	
09/17/2015 09:00	645.5	
09/17/2015 10:00	682.1	
09/17/2015 11:00	617.2	

Time	Units 1&2 Combined	
	(Part 60 Data)	Day Count
09/17/2015 12:00	683	
09/17/2015 13:00	569.9	
09/17/2015 14:00	475	
09/17/2015 15:00	609.3	
09/17/2015 16:00	520.6	
09/17/2015 17:00	398.8	
09/17/2015 18:00	542.3	
09/17/2015 19:00	474.3	
09/17/2015 20:00	693.6	
09/17/2015 21:00	518.9	
09/17/2015 22:00	517.8	
09/17/2015 23:00	530.9	1313 939.6
09/18/2015 00:00	496.6	
09/18/2015 01:00	382	
09/18/2015 02:00	390.3	
09/18/2015 03:00	553.8	
09/18/2015 04:00	599.2	
09/18/2015 05:00	684.3	
09/18/2015 06:00	511.8	
09/18/2015 07:00	172.1	
09/18/2015 08:00	500	
09/18/2015 09:00	684.3	
09/18/2015 10:00	824.6	
09/18/2015 11:00	845.4	
09/18/2015 12:00	675.1	
09/18/2015 13:00	352.6	
09/18/2015 14:00	409	
09/18/2015 15:00	802.5	
09/18/2015 16:00	611.8	
09/18/2015 17:00	617.5	
09/18/2015 18:00	585.2	
09/18/2015 19:00	375.6	
09/18/2015 20:00	690.1	
09/18/2015 21:00	652.1	
09/18/2015 22:00	622.1	
09/18/2015 23:00	512.6	1314 898.1
09/19/2015 00:00	588.4	
09/19/2015 01:00	457.9	
09/19/2015 02:00	498.2	
09/19/2015 03:00	452.1	
09/19/2015 04:00	564.1	
09/19/2015 05:00	511.4	
09/19/2015 06:00	491.5	
09/19/2015 07:00	580.2	
09/19/2015 08:00	687.4	

	Units 1&2 Combined	
Time	(Part 60 Data)	Day Count
09/19/2015 09:00	592.9	
09/19/2015 10:00	592.9	
09/19/2015 11:00	612.4	
09/19/2015 12:00	583.3	
09/19/2015 13:00	240.5	
09/19/2015 14:00	462.6	
09/19/2015 15:00	496.6	
09/19/2015 16:00	546.4	
09/19/2015 17:00	509.4	
09/19/2015 18:00	533.9	
09/19/2015 19:00	494.3	
09/19/2015 20:00	472	
09/19/2015 21:00	442.4	
09/19/2015 22:00	429.5	
09/19/2015 23:00	275.3	1315 858.7
09/20/2015 00:00	285.2	
09/20/2015 01:00	206.9	
09/20/2015 02:00	196.5	
09/20/2015 03:00	181.3	
09/20/2015 04:00	275.5	
09/20/2015 05:00	319.6	
09/20/2015 06:00	358.5	
09/20/2015 07:00	382.3	
09/20/2015 08:00	360.2	
09/20/2015 09:00	361.6	
09/20/2015 10:00	406.7	
09/20/2015 11:00	500	
09/20/2015 12:00	513.6	
09/20/2015 13:00	497.9	
09/20/2015 14:00	558.6	
09/20/2015 15:00	588.9	
09/20/2015 16:00	608.9	
09/20/2015 17:00	590.5	
09/20/2015 18:00	679.3	
09/20/2015 19:00	675.8	
09/20/2015 20:00	609	
09/20/2015 21:00	517.5	
09/20/2015 22:00	581.4	
09/20/2015 23:00	537.7	1316 842.9
09/21/2015 00:00	587.2	
09/21/2015 01:00	363.3	
09/21/2015 02:00	493.8	
09/21/2015 03:00	582.3	
09/21/2015 04:00	601.1	
09/21/2015 05:00	578.3	

Time	Units 1&2 Combined	
	(Part 60 Data)	Day Count
09/21/2015 06:00	729.8	
09/21/2015 07:00	421	
09/21/2015 08:00	723.5	
09/21/2015 09:00	723.3	
09/21/2015 10:00	803.1	
09/21/2015 11:00	732.6	
09/21/2015 12:00	739	
09/21/2015 13:00	755.3	
09/21/2015 14:00	740.2	
09/21/2015 15:00	684.9	
09/21/2015 16:00	848.5	
09/21/2015 17:00	646.5	
09/21/2015 18:00	695.5	
09/21/2015 19:00	741.3	
09/21/2015 20:00	605.7	
09/21/2015 21:00	557.6	
09/21/2015 22:00	565	
09/21/2015 23:00	483.8	1317
09/22/2015 00:00	498.4	834.7
09/22/2015 01:00	479.1	
09/22/2015 02:00	439.8	
09/22/2015 03:00	382	
09/22/2015 04:00	359.1	
09/22/2015 05:00	395.5	
09/22/2015 06:00	346.3	
09/22/2015 07:00	346.7	
09/22/2015 08:00	157.4	
09/22/2015 09:00	265.3	
09/22/2015 10:00	258.8	
09/22/2015 11:00	210.5	
09/22/2015 12:00	134.8	
09/22/2015 13:00	78.9	
09/22/2015 14:00	132	
09/22/2015 15:00	185.9	
09/22/2015 16:00	331.1	
09/22/2015 17:00	260.5	
09/22/2015 18:00	316.4	
09/22/2015 19:00	278.3	
09/22/2015 20:00	328.6	
09/22/2015 21:00	140.5	
09/22/2015 22:00	52.3	
09/22/2015 23:00	7	1318
09/23/2015 00:00	0	806.9
09/23/2015 01:00	0	
09/23/2015 02:00	0	

Time	Units 1&2 Combined	
	(Part 60 Data)	Day Count
09/23/2015 03:00	0	
09/23/2015 04:00	0	
09/23/2015 05:00	0	
09/23/2015 06:00	0	
09/23/2015 07:00	0	
09/23/2015 08:00	0	
09/23/2015 09:00	0	
09/23/2015 10:00	0	
09/23/2015 11:00	0	
09/23/2015 12:00	0	
09/23/2015 13:00	0	
09/23/2015 14:00	0	
09/23/2015 15:00	1.5	
09/23/2015 16:00	48.7	
09/23/2015 17:00	10	
09/23/2015 18:00	0	
09/23/2015 19:00	0	
09/23/2015 20:00	0	
09/23/2015 21:00	0	
09/23/2015 22:00	0	
09/23/2015 23:00	0	1319 789.7
09/24/2015 00:00	15.1	
09/24/2015 01:00	102.6	
09/24/2015 02:00	263.1	
09/24/2015 03:00	445.9	
09/24/2015 04:00	418	
09/24/2015 05:00	454.3	
09/24/2015 06:00	450.8	
09/24/2015 07:00	497.1	
09/24/2015 08:00	563.8	
09/24/2015 09:00	585.5	
09/24/2015 10:00	625.2	
09/24/2015 11:00	635.8	
09/24/2015 12:00	644	
09/24/2015 13:00	561.4	
09/24/2015 14:00	678.7	
09/24/2015 15:00	590.3	
09/24/2015 16:00	599.1	
09/24/2015 17:00	619	
09/24/2015 18:00	578.3	
09/24/2015 19:00	386.2	
09/24/2015 20:00	696.1	
09/24/2015 21:00	503.1	
09/24/2015 22:00	564.3	
09/24/2015 23:00	488.2	1320 748.3

	Units 1&2 Combined	
Time	(Part 60 Data)	Day Count
09/25/2015 00:00	474.2	
09/25/2015 01:00	703.5	
09/25/2015 02:00	509.6	
09/25/2015 03:00	554.1	
09/25/2015 04:00	795.6	
09/25/2015 05:00	872.8	
09/25/2015 06:00	887	
09/25/2015 07:00	202	
09/25/2015 08:00	508.1	
09/25/2015 09:00	663.1	
09/25/2015 10:00	492	
09/25/2015 11:00	559.7	
09/25/2015 12:00	570.8	
09/25/2015 13:00	568.3	
09/25/2015 14:00	613.5	
09/25/2015 15:00	580.6	
09/25/2015 16:00	605.2	
09/25/2015 17:00	600.1	
09/25/2015 18:00	594.5	
09/25/2015 19:00	289.9	
09/25/2015 20:00	632.5	
09/25/2015 21:00	1671.5	
09/25/2015 22:00	982.1	
09/25/2015 23:00	618.7	1321 746.0
09/26/2015 00:00	720.9	
09/26/2015 01:00	662.7	
09/26/2015 02:00	721.1	
09/26/2015 03:00	482.3	
09/26/2015 04:00	500.7	
09/26/2015 05:00	639.1	
09/26/2015 06:00	838.9	
09/26/2015 07:00	690.6	
09/26/2015 08:00	538.9	
09/26/2015 09:00	258.7	
09/26/2015 10:00	361.7	
09/26/2015 11:00	553.8	
09/26/2015 12:00	409.3	
09/26/2015 13:00	438.7	
09/26/2015 14:00	577.5	
09/26/2015 15:00	528.8	
09/26/2015 16:00	521.5	
09/26/2015 17:00	527.1	
09/26/2015 18:00	508.4	
09/26/2015 19:00	528.7	
09/26/2015 20:00	637.2	

Time	Units 1&2 Combined	
	(Part 60 Data)	Day Count
09/26/2015 21:00	597.2	
09/26/2015 22:00	559.9	
09/26/2015 23:00	425.5	1322 738.9
09/27/2015 00:00	766.7	
09/27/2015 01:00	744.4	
09/27/2015 02:00	322.5	
09/27/2015 03:00	601.6	
09/27/2015 04:00	504.1	
09/27/2015 05:00	592.6	
09/27/2015 06:00	584.7	
09/27/2015 07:00	527.4	
09/27/2015 08:00	1010	
09/27/2015 09:00	799.6	
09/27/2015 10:00	540.3	
09/27/2015 11:00	749.5	
09/27/2015 12:00	760.1	
09/27/2015 13:00	741.1	
09/27/2015 14:00	799.9	
09/27/2015 15:00	749	
09/27/2015 16:00	266.9	
09/27/2015 17:00	462.7	
09/27/2015 18:00	1764.2	
09/27/2015 19:00	1096.4	
09/27/2015 20:00	1160.2	
09/27/2015 21:00	616.1	
09/27/2015 22:00	485.5	
09/27/2015 23:00	536.8	1323 752.2
09/28/2015 00:00	488.5	
09/28/2015 01:00	530.9	
09/28/2015 02:00	502.1	
09/28/2015 03:00	545.8	
09/28/2015 04:00	854.7	
09/28/2015 05:00	803	
09/28/2015 06:00	673.6	
09/28/2015 07:00	610.1	
09/28/2015 08:00	2139.3	
09/28/2015 09:00	2524.9	
09/28/2015 10:00	218.9	
09/28/2015 11:00	397	
09/28/2015 12:00	748.1	
09/28/2015 13:00	524.5	
09/28/2015 14:00	563.2	
09/28/2015 15:00	467.4	
09/28/2015 16:00	571.8	
09/28/2015 17:00	560.9	

	Units 1&2 Combined		
Time	(Part 60 Data)	Day Count	
09/28/2015 18:00	395.8		
09/28/2015 19:00	227.8		
09/28/2015 20:00	187.6		
09/28/2015 21:00	164.8		
09/28/2015 22:00	174.1		
09/28/2015 23:00	236.5	1324	756.4
09/29/2015 00:00	297.9		
09/29/2015 01:00	299.9		
09/29/2015 02:00	282		
09/29/2015 03:00	257.8		
09/29/2015 04:00	253.3		
09/29/2015 05:00	252.4		
09/29/2015 06:00	264		
09/29/2015 07:00	257.4		
09/29/2015 08:00	246		
09/29/2015 09:00	248.4		
09/29/2015 10:00	252.7		
09/29/2015 11:00	280.5		
09/29/2015 12:00	331.2		
09/29/2015 13:00	287.2		
09/29/2015 14:00	296.5		
09/29/2015 15:00	290.6		
09/29/2015 16:00	270		
09/29/2015 17:00	202.4		
09/29/2015 18:00	139.7		
09/29/2015 19:00	52		
09/29/2015 20:00	17		
09/29/2015 21:00	12		
09/29/2015 22:00	99.7		
09/29/2015 23:00	116.3	1325	742.6
09/30/2015 00:00	154.3		
09/30/2015 01:00	227.4		
09/30/2015 02:00	302.2		
09/30/2015 03:00	360		
09/30/2015 04:00	366.2		
09/30/2015 05:00	370.4		
09/30/2015 06:00	372.2		
09/30/2015 07:00	366.5		
09/30/2015 08:00	333.1		
09/30/2015 09:00	331.2		
09/30/2015 10:00	349.6		
09/30/2015 11:00	353.9		
09/30/2015 12:00	351.9		
09/30/2015 13:00	339.5		
09/30/2015 14:00	330.4		

Time	Units 1&2 Combined	
	(Part 60 Data)	Day Count
09/30/2015 15:00	328.4	
09/30/2015 16:00	318	
09/30/2015 17:00	317.6	
09/30/2015 18:00	317.4	
09/30/2015 19:00	304.4	
09/30/2015 20:00	324.1	
09/30/2015 21:00	370.8	
09/30/2015 22:00	324.9	
09/30/2015 23:00	335.8	1326 711.6
10/01/2015 00:00	309.9	
10/01/2015 01:00	295.4	
10/01/2015 02:00	291.5	
10/01/2015 03:00	289.8	
10/01/2015 04:00	283.4	
10/01/2015 05:00	355.4	
10/01/2015 06:00	378.2	
10/01/2015 07:00	283.2	
10/01/2015 08:00	470.7	
10/01/2015 09:00	509.7	
10/01/2015 10:00	497.7	
10/01/2015 11:00	476.9	
10/01/2015 12:00	435.5	
10/01/2015 13:00	404.1	
10/01/2015 14:00	408.9	
10/01/2015 15:00	409.8	
10/01/2015 16:00	414.9	
10/01/2015 17:00	391.9	
10/01/2015 18:00	390.4	
10/01/2015 19:00	344.8	
10/01/2015 20:00	292.6	
10/01/2015 21:00	327.2	
10/01/2015 22:00	291.2	
10/01/2015 23:00	205	1327 692.7
10/18/2015 00:00	0	
10/18/2015 01:00	0	
10/18/2015 02:00	0	
10/18/2015 03:00	0.9	
10/18/2015 04:00	0	
10/18/2015 05:00	0	
10/18/2015 06:00	1.7	
10/18/2015 07:00	4.1	
10/18/2015 08:00	0	
10/18/2015 09:00	0	
10/18/2015 10:00	1.6	
10/18/2015 11:00	0	

Time	Units 1&2 Combined	
	(Part 60 Data)	Day Count
10/18/2015 12:00	0	
10/18/2015 13:00	0	
10/18/2015 14:00	0	
10/18/2015 15:00	0	
10/18/2015 16:00	0	
10/18/2015 17:00	0	
10/18/2015 18:00	0	
10/18/2015 19:00	0	
10/18/2015 20:00	0	
10/18/2015 21:00	0	
10/18/2015 22:00	0	
10/18/2015 23:00	0	1328 681.2
11/08/2015 00:00	0	
11/08/2015 01:00	0	
11/08/2015 02:00	0	
11/08/2015 03:00	0	
11/08/2015 04:00	2.7	
11/08/2015 05:00	7.4	
11/08/2015 06:00	9.4	
11/08/2015 07:00	8.8	
11/08/2015 08:00	14.3	
11/08/2015 09:00	17.6	
11/08/2015 10:00	21	
11/08/2015 11:00	21.7	
11/08/2015 12:00	23	
11/08/2015 13:00	38.8	
11/08/2015 14:00	49.9	
11/08/2015 15:00	46.1	
11/08/2015 16:00	77.1	
11/08/2015 17:00	85.3	
11/08/2015 18:00	90.3	
11/08/2015 19:00	26	
11/08/2015 20:00	42.9	
11/08/2015 21:00	67.2	
11/08/2015 22:00	137.8	
11/08/2015 23:00	102.9	1329 643.5
11/09/2015 00:00	384.9	
11/09/2015 01:00	217.9	
11/09/2015 02:00	239.2	
11/09/2015 03:00	416.3	
11/09/2015 04:00	161.3	
11/09/2015 05:00	232.9	
11/09/2015 06:00	268.9	
11/09/2015 07:00	256.1	
11/09/2015 08:00	251.7	

	Units 1&2 Combined	
Time	(Part 60 Data)	Day Count
11/09/2015 09:00	287.6	
11/09/2015 10:00	299.3	
11/09/2015 11:00	367.2	
11/09/2015 12:00	283	
11/09/2015 13:00	329.4	
11/09/2015 14:00	400.9	
11/09/2015 15:00	484.7	
11/09/2015 16:00	435.1	
11/09/2015 17:00	523	
11/09/2015 18:00	498.8	
11/09/2015 19:00	475	
11/09/2015 20:00	495.7	
11/09/2015 21:00	649	
11/09/2015 22:00	723.7	
11/09/2015 23:00	571.7	1330 609.0
11/10/2015 00:00	313.2	
11/10/2015 01:00	202.6	
11/10/2015 02:00	225.4	
11/10/2015 03:00	241.5	
11/10/2015 04:00	402.4	
11/10/2015 05:00	594.2	
11/10/2015 06:00	499.4	
11/10/2015 07:00	531.3	
11/10/2015 08:00	609.7	
11/10/2015 09:00	680.7	
11/10/2015 10:00	542.7	
11/10/2015 11:00	586.7	
11/10/2015 12:00	613.5	
11/10/2015 13:00	554.7	
11/10/2015 14:00	553.5	
11/10/2015 15:00	523.6	
11/10/2015 16:00	511.6	
11/10/2015 17:00	662	
11/10/2015 18:00	618.1	
11/10/2015 19:00	486.6	
11/10/2015 20:00	490	
11/10/2015 21:00	495.8	
11/10/2015 22:00	480.1	
11/10/2015 23:00	453.2	1331 582.7
11/11/2015 00:00	453.8	
11/11/2015 01:00	347.8	
11/11/2015 02:00	354	
11/11/2015 03:00	339.8	
11/11/2015 04:00	436.1	
11/11/2015 05:00	472.9	

Time	Units 1&2 Combined	
	(Part 60 Data)	Day Count
11/11/2015 06:00	589.6	
11/11/2015 07:00	486.2	
11/11/2015 08:00	466	
11/11/2015 09:00	202.5	
11/11/2015 10:00	570.4	
11/11/2015 11:00	586	
11/11/2015 12:00	554.5	
11/11/2015 13:00	541.6	
11/11/2015 14:00	529.5	
11/11/2015 15:00	510.6	
11/11/2015 16:00	511.8	
11/11/2015 17:00	866.5	
11/11/2015 18:00	999.5	
11/11/2015 19:00	526.4	
11/11/2015 20:00	729	
11/11/2015 21:00	617.8	
11/11/2015 22:00	566.3	
11/11/2015 23:00	413.6	1332
11/12/2015 00:00	217.5	567.4
11/12/2015 01:00	297.3	
11/12/2015 02:00	285.5	
11/12/2015 03:00	278.6	
11/12/2015 04:00	289.8	
11/12/2015 05:00	486	
11/12/2015 06:00	742.5	
11/12/2015 07:00	598.4	
11/12/2015 08:00	669.6	
11/12/2015 09:00	716.2	
11/12/2015 10:00	678.8	
11/12/2015 11:00	686.7	
11/12/2015 12:00	702	
11/12/2015 13:00	698.2	
11/12/2015 14:00	696.8	
11/12/2015 15:00	695.9	
11/12/2015 16:00	734.8	
11/12/2015 17:00	714	
11/12/2015 18:00	718.9	
11/12/2015 19:00	710.4	
11/12/2015 20:00	706	
11/12/2015 21:00	712.1	
11/12/2015 22:00	740.6	
11/12/2015 23:00	727.9	1333
11/13/2015 00:00	591	557.6
11/13/2015 01:00	678.7	
11/13/2015 02:00	648.4	

	Units 1&2 Combined	
Time	(Part 60 Data)	Day Count
11/13/2015 03:00	669.2	
11/13/2015 04:00	632.9	
11/13/2015 05:00	644	
11/13/2015 06:00	660.5	
11/13/2015 07:00	724.4	
11/13/2015 08:00	607.4	
11/13/2015 09:00	647.9	
11/13/2015 10:00	629	
11/13/2015 11:00	629	
11/13/2015 12:00	627.2	
11/13/2015 13:00	640.1	
11/13/2015 14:00	649.8	
11/13/2015 15:00	649.9	
11/13/2015 16:00	658.5	
11/13/2015 17:00	651.3	
11/13/2015 18:00	726.5	
11/13/2015 19:00	648.1	
11/13/2015 20:00	699.8	
11/13/2015 21:00	733.4	
11/13/2015 22:00	607.2	
11/13/2015 23:00	688.8	1334 531.9
11/14/2015 00:00	652.6	
11/14/2015 01:00	674.4	
11/14/2015 02:00	657.5	
11/14/2015 03:00	741.3	
11/14/2015 04:00	637.7	
11/14/2015 05:00	645.8	
11/14/2015 06:00	663.4	
11/14/2015 07:00	683.2	
11/14/2015 08:00	424.2	
11/14/2015 09:00	290.1	
11/14/2015 10:00	604.3	
11/14/2015 11:00	639.4	
11/14/2015 12:00	584.1	
11/14/2015 13:00	591.4	
11/14/2015 14:00	580.9	
11/14/2015 15:00	598.8	
11/14/2015 16:00	699.7	
11/14/2015 17:00	781.9	
11/14/2015 18:00	831.7	
11/14/2015 19:00	1056.5	
11/14/2015 20:00	1071.4	
11/14/2015 21:00	1071.9	
11/14/2015 22:00	1083.4	
11/14/2015 23:00	1148.1	1335 512.6

	Units 1&2 Combined	
Time	(Part 60 Data)	Day Count
11/15/2015 00:00	1414.3	
11/15/2015 01:00	1085.5	
11/15/2015 02:00	1146.3	
11/15/2015 03:00	1186.8	
11/15/2015 04:00	1159.7	
11/15/2015 05:00	1140.5	
11/15/2015 06:00	1116.4	
11/15/2015 07:00	1121.5	
11/15/2015 08:00	1103.3	
11/15/2015 09:00	1249.7	
11/15/2015 10:00	1111.7	
11/15/2015 11:00	1338.4	
11/15/2015 12:00	1289.4	
11/15/2015 13:00	1087.3	
11/15/2015 14:00	1203.6	
11/15/2015 15:00	916.6	
11/15/2015 16:00	960.9	
11/15/2015 17:00	1172.1	
11/15/2015 18:00	1243.4	
11/15/2015 19:00	1042.9	
11/15/2015 20:00	1108.2	
11/15/2015 21:00	928.5	
11/15/2015 22:00	566.6	
11/15/2015 23:00	670.4	1336 507.8
11/16/2015 00:00	430.3	
11/16/2015 01:00	488.1	
11/16/2015 02:00	492.6	
11/16/2015 03:00	468.3	
11/16/2015 04:00	641.3	
11/16/2015 05:00	989.2	
11/16/2015 06:00	1378.3	
11/16/2015 07:00	1412.3	
11/16/2015 08:00	1184.5	
11/16/2015 09:00	1183.4	
11/16/2015 10:00	1032.2	
11/16/2015 11:00	1342.9	
11/16/2015 12:00	1137.9	
11/16/2015 13:00	1220.4	
11/16/2015 14:00	1135.6	
11/16/2015 15:00	1144	
11/16/2015 16:00	1159.5	
11/16/2015 17:00	1280.5	
11/16/2015 18:00	1542.5	
11/16/2015 19:00	1404.4	
11/16/2015 20:00	1338.2	

Time	Units 1&2 Combined	
	(Part 60 Data)	Day Count
11/16/2015 21:00	742.1	
11/16/2015 22:00	966.3	
11/16/2015 23:00	899.4	1337 521.7
11/17/2015 00:00	534.3	
11/17/2015 01:00	362.2	
11/17/2015 02:00	598.4	
11/17/2015 03:00	564.9	
11/17/2015 04:00	602.3	
11/17/2015 05:00	810.3	
11/17/2015 06:00	1286.9	
11/17/2015 07:00	1124	
11/17/2015 08:00	1099.3	
11/17/2015 09:00	1267.7	
11/17/2015 10:00	1328.3	
11/17/2015 11:00	1636.5	
11/17/2015 12:00	1359.8	
11/17/2015 13:00	1334.7	
11/17/2015 14:00	849.2	
11/17/2015 15:00	1156	
11/17/2015 16:00	1731.7	
11/17/2015 17:00	1575.3	
11/17/2015 18:00	1636.1	
11/17/2015 19:00	1156.8	
11/17/2015 20:00	963.3	
11/17/2015 21:00	1078.2	
11/17/2015 22:00	520.4	
11/17/2015 23:00	499.3	1338 547.1
11/18/2015 00:00	775.1	
11/18/2015 01:00	745.7	
11/18/2015 02:00	761.8	
11/18/2015 03:00	756.5	
11/18/2015 04:00	785.1	
11/18/2015 05:00	842	
11/18/2015 06:00	1156.4	
11/18/2015 07:00	1050.9	
11/18/2015 08:00	1447.3	
11/18/2015 09:00	1055.9	
11/18/2015 10:00	1266.7	
11/18/2015 11:00	1380.4	
11/18/2015 12:00	911.1	
11/18/2015 13:00	1478.7	
11/18/2015 14:00	1117.6	
11/18/2015 15:00	1054.4	
11/18/2015 16:00	1254.8	
11/18/2015 17:00	2400.4	

	Units 1&2 Combined	
Time	(Part 60 Data)	Day Count
11/18/2015 18:00	1774	
11/18/2015 19:00	2048.6	
11/18/2015 20:00	1653.5	
11/18/2015 21:00	1250.3	
11/18/2015 22:00	903.6	
11/18/2015 23:00	717.1	1339 580.0
11/19/2015 00:00	765	
11/19/2015 01:00	614.7	
11/19/2015 02:00	791.2	
11/19/2015 03:00	873.7	
11/19/2015 04:00	836.1	
11/19/2015 05:00	1065.4	
11/19/2015 06:00	873.3	
11/19/2015 07:00	1026.9	
11/19/2015 08:00	873.3	
11/19/2015 09:00	1232.1	
11/19/2015 10:00	1097.8	
11/19/2015 11:00	1144.7	
11/19/2015 12:00	1366	
11/19/2015 13:00	5375.2	
11/19/2015 14:00	692.2	
11/19/2015 15:00	584	
11/19/2015 16:00	614.3	
11/19/2015 17:00	1147.8	
11/19/2015 18:00	1715.4	
11/19/2015 19:00	1429.3	
11/19/2015 20:00	1445.7	
11/19/2015 21:00	1091.4	
11/19/2015 22:00	1120.4	
11/19/2015 23:00	833.7	1340 606.5
11/20/2015 00:00	520.4	
11/20/2015 01:00	527.6	
11/20/2015 02:00	620.3	
11/20/2015 03:00	467.7	
11/20/2015 04:00	235.2	
11/20/2015 05:00	622.6	
11/20/2015 06:00	611.6	
11/20/2015 07:00	923.7	
11/20/2015 08:00	1375.4	
11/20/2015 09:00	1581.2	
11/20/2015 10:00	1070.4	
11/20/2015 11:00	961.6	
11/20/2015 12:00	896.8	
11/20/2015 13:00	1103.6	
11/20/2015 14:00	923.7	

	Units 1&2 Combined	
Time	(Part 60 Data)	Day Count
11/20/2015 15:00	927.9	
11/20/2015 16:00	874	
11/20/2015 17:00	1113.5	
11/20/2015 18:00	899.5	
11/20/2015 19:00	920.9	
11/20/2015 20:00	1015.7	
11/20/2015 21:00	1176.1	
11/20/2015 22:00	1177.2	
11/20/2015 23:00	1077.2	1341 616.6
11/21/2015 00:00	1059	
11/21/2015 01:00	1033.4	
11/21/2015 02:00	897.7	
11/21/2015 03:00	880.3	
11/21/2015 04:00	1008.1	
11/21/2015 05:00	1112.9	
11/21/2015 06:00	1116.3	
11/21/2015 07:00	1135.3	
11/21/2015 08:00	1218.2	
11/21/2015 09:00	1251.9	
11/21/2015 10:00	1042.9	
11/21/2015 11:00	1014.9	
11/21/2015 12:00	1030.3	
11/21/2015 13:00	860.6	
11/21/2015 14:00	915.5	
11/21/2015 15:00	858.4	
11/21/2015 16:00	998.6	
11/21/2015 17:00	1014.1	
11/21/2015 18:00	922.9	
11/21/2015 19:00	988.6	
11/21/2015 20:00	993.2	
11/21/2015 21:00	836.7	
11/21/2015 22:00	824.3	
11/21/2015 23:00	820.2	1342 633.7
11/22/2015 00:00	859.6	
11/22/2015 01:00	825.1	
11/22/2015 02:00	835.1	
11/22/2015 03:00	825.7	
11/22/2015 04:00	834.5	
11/22/2015 05:00	821.1	
11/22/2015 06:00	821.1	
11/22/2015 07:00	869.7	
11/22/2015 08:00	1113.5	
11/22/2015 09:00	1078.1	
11/22/2015 10:00	939.7	
11/22/2015 11:00	1012.9	

	Units 1&2 Combined	
Time	(Part 60 Data)	Day Count
11/22/2015 12:00	1085.6	
11/22/2015 13:00	999	
11/22/2015 14:00	1012.4	
11/22/2015 15:00	962.4	
11/22/2015 16:00	998.5	
11/22/2015 17:00	1197	
11/22/2015 18:00	1298	
11/22/2015 19:00	1494.8	
11/22/2015 20:00	1430.5	
11/22/2015 21:00	1582.7	
11/22/2015 22:00	1585.7	
11/22/2015 23:00	1229.7	1343 652.5
11/23/2015 00:00	1357.6	
11/23/2015 01:00	1035.7	
11/23/2015 02:00	897.1	
11/23/2015 03:00	615.1	
11/23/2015 04:00	662.7	
11/23/2015 05:00	685.6	
11/23/2015 06:00	775.5	
11/23/2015 07:00	751.9	
11/23/2015 08:00	744.9	
11/23/2015 09:00	669.1	
11/23/2015 10:00	823.7	
11/23/2015 11:00	913.9	
11/23/2015 12:00	580.5	
11/23/2015 13:00	847.1	
11/23/2015 14:00	640.2	
11/23/2015 15:00	705.4	
11/23/2015 16:00	737.2	
11/23/2015 17:00	822.9	
11/23/2015 18:00	708.4	
11/23/2015 19:00	903.1	
11/23/2015 20:00	838.3	
11/23/2015 21:00	831.4	
11/23/2015 22:00	684.1	
11/23/2015 23:00	657.7	1344 660.4
11/24/2015 00:00	704.4	
11/24/2015 01:00	693.7	
11/24/2015 02:00	745.6	
11/24/2015 03:00	592.2	
11/24/2015 04:00	568.6	
11/24/2015 05:00	673.6	
11/24/2015 06:00	893.2	
11/24/2015 07:00	1138.2	
11/24/2015 08:00	1560.9	

Time	Units 1&2 Combined	
	(Part 60 Data)	Day Count
11/24/2015 09:00	950.9	
11/24/2015 10:00	576.2	
11/24/2015 11:00	478.6	
11/24/2015 12:00	624.4	
11/24/2015 13:00	480.6	
11/24/2015 14:00	466.6	
11/24/2015 15:00	434.3	
11/24/2015 16:00	405.9	
11/24/2015 17:00	441.1	
11/24/2015 18:00	416.2	
11/24/2015 19:00	506.2	
11/24/2015 20:00	720	
11/24/2015 21:00	676.8	
11/24/2015 22:00	649.2	
11/24/2015 23:00	593.1	1345
11/25/2015 00:00	574.1	666.2
11/25/2015 01:00	385.4	
11/25/2015 02:00	405	
11/25/2015 03:00	520.8	
11/25/2015 04:00	484.4	
11/25/2015 05:00	767.2	
11/25/2015 06:00	949.4	
11/25/2015 07:00	960.2	
11/25/2015 08:00	813.2	
11/25/2015 09:00	793.3	
11/25/2015 10:00	772.4	
11/25/2015 11:00	642.1	
11/25/2015 12:00	670.6	
11/25/2015 13:00	497.1	
11/25/2015 14:00	435.8	
11/25/2015 15:00	359.5	
11/25/2015 16:00	435.4	
11/25/2015 17:00	561.4	
11/25/2015 18:00	621.9	
11/25/2015 19:00	624.2	
11/25/2015 20:00	517.9	
11/25/2015 21:00	480.7	
11/25/2015 22:00	388.2	
11/25/2015 23:00	262.6	1346
11/26/2015 00:00	243.1	670.8
11/26/2015 01:00	252.2	
11/26/2015 02:00	258.1	
11/26/2015 03:00	260.7	
11/26/2015 04:00	242.6	
11/26/2015 05:00	248.6	

	Units 1&2 Combined	
Time	(Part 60 Data)	Day Count
11/26/2015 06:00	256.4	
11/26/2015 07:00	272	
11/26/2015 08:00	388.5	
11/26/2015 09:00	409.7	
11/26/2015 10:00	436.5	
11/26/2015 11:00	456	
11/26/2015 12:00	331.1	
11/26/2015 13:00	262.3	
11/26/2015 14:00	261.5	
11/26/2015 15:00	296.7	
11/26/2015 16:00	284.4	
11/26/2015 17:00	313.7	
11/26/2015 18:00	308	
11/26/2015 19:00	290.8	
11/26/2015 20:00	313.4	
11/26/2015 21:00	351.1	
11/26/2015 22:00	330.9	
11/26/2015 23:00	306.2	1347 658.9
11/27/2015 00:00	258.7	
11/27/2015 01:00	237.7	
11/27/2015 02:00	231.6	
11/27/2015 03:00	345.5	
11/27/2015 04:00	360.9	
11/27/2015 05:00	354.9	
11/27/2015 06:00	350	
11/27/2015 07:00	351.8	
11/27/2015 08:00	359.5	
11/27/2015 09:00	364.7	
11/27/2015 10:00	486.8	
11/27/2015 11:00	484.7	
11/27/2015 12:00	356.1	
11/27/2015 13:00	335.3	
11/27/2015 14:00	381.5	
11/27/2015 15:00	501.2	
11/27/2015 16:00	475.4	
11/27/2015 17:00	782.3	
11/27/2015 18:00	747	
11/27/2015 19:00	687.1	
11/27/2015 20:00	600.3	
11/27/2015 21:00	485.1	
11/27/2015 22:00	575.1	
11/27/2015 23:00	504.5	1348 665.2
11/28/2015 00:00	441.1	
11/28/2015 01:00	440.2	
11/28/2015 02:00	445.5	

Time	Units 1&2 Combined	
	(Part 60 Data)	Day Count
11/28/2015 03:00	431.2	
11/28/2015 04:00	453.5	
11/28/2015 05:00	447	
11/28/2015 06:00	447.4	
11/28/2015 07:00	496.7	
11/28/2015 08:00	527.4	
11/28/2015 09:00	526.4	
11/28/2015 10:00	594.6	
11/28/2015 11:00	585.9	
11/28/2015 12:00	598.6	
11/28/2015 13:00	550.8	
11/28/2015 14:00	514.7	
11/28/2015 15:00	510.2	
11/28/2015 16:00	581.4	
11/28/2015 17:00	630.6	
11/28/2015 18:00	621.1	
11/28/2015 19:00	650.7	
11/28/2015 20:00	734.9	
11/28/2015 21:00	708.3	
11/28/2015 22:00	731.5	
11/28/2015 23:00	689.4	1349
11/29/2015 00:00	703.5	664.2
11/29/2015 01:00	710.3	
11/29/2015 02:00	707.3	
11/29/2015 03:00	650.2	
11/29/2015 04:00	700.1	
11/29/2015 05:00	664.2	
11/29/2015 06:00	644.6	
11/29/2015 07:00	655.5	
11/29/2015 08:00	696.9	
11/29/2015 09:00	656.9	
11/29/2015 10:00	714.2	
11/29/2015 11:00	877.9	
11/29/2015 12:00	1080.5	
11/29/2015 13:00	1152.7	
11/29/2015 14:00	1260.8	
11/29/2015 15:00	1072.1	
11/29/2015 16:00	971.4	
11/29/2015 17:00	1323.3	
11/29/2015 18:00	1184.1	
11/29/2015 19:00	1134.8	
11/29/2015 20:00	1136.7	
11/29/2015 21:00	1153.3	
11/29/2015 22:00	1254.8	
11/29/2015 23:00	1102.4	1350
		678.9

	Units 1&2 Combined		
Time	(Part 60 Data)	Day Count	
11/30/2015 00:00	794.6		
11/30/2015 01:00	678.8		
11/30/2015 02:00	606.2		
11/30/2015 03:00	792.1		
11/30/2015 04:00	866.1		
11/30/2015 05:00	678.7		
11/30/2015 06:00	740.5		
11/30/2015 07:00	930.6		
11/30/2015 08:00	1174.1		
11/30/2015 09:00	1035.3		
11/30/2015 10:00	1256.6		
11/30/2015 11:00	1496.6		
11/30/2015 12:00	1736.3		
11/30/2015 13:00	1039.4		
11/30/2015 14:00	889.9		
11/30/2015 15:00	1162.4		
11/30/2015 16:00	1615.2		
11/30/2015 17:00	1064.8		
11/30/2015 18:00	885.9		
11/30/2015 19:00	986.2		
11/30/2015 20:00	1157.5		
11/30/2015 21:00	1348.6		
11/30/2015 22:00	1128		
11/30/2015 23:00	924.8	1351	692.5
12/01/2015 00:00	752.6		
12/01/2015 01:00	672.3		
12/01/2015 02:00	498.2		
12/01/2015 03:00	545.7		
12/01/2015 04:00	415.4		
12/01/2015 05:00	454		
12/01/2015 06:00	527.6		
12/01/2015 07:00	635.3		
12/01/2015 08:00	641.2		
12/01/2015 09:00	519		
12/01/2015 10:00	475.8		
12/01/2015 11:00	559.4		
12/01/2015 12:00	639.7		
12/01/2015 13:00	513.2		
12/01/2015 14:00	326.9		
12/01/2015 15:00	563.2		
12/01/2015 16:00	614.7		
12/01/2015 17:00	503.6		
12/01/2015 18:00	470.8		
12/01/2015 19:00	498.5		
12/01/2015 20:00	402.5		

Time	Units 1&2 Combined	
	(Part 60 Data)	Day Count
12/01/2015 21:00	468.5	
12/01/2015 22:00	328.8	
12/01/2015 23:00	290.1	1352
12/02/2015 00:00	412.8	691.2
12/02/2015 01:00	368.4	
12/02/2015 02:00	233.3	
12/02/2015 03:00	351.7	
12/02/2015 04:00	378.3	
12/02/2015 05:00	388.1	
12/02/2015 06:00	514.9	
12/02/2015 07:00	600.1	
12/02/2015 08:00	490.3	
12/02/2015 09:00	469.4	
12/02/2015 10:00	523.9	
12/02/2015 11:00	579.1	
12/02/2015 12:00	470.9	
12/02/2015 13:00	512.1	
12/02/2015 14:00	477.6	
12/02/2015 15:00	453.5	
12/02/2015 16:00	557.5	
12/02/2015 17:00	597.9	
12/02/2015 18:00	466.3	
12/02/2015 19:00	515.2	
12/02/2015 20:00	514.9	
12/02/2015 21:00	554.5	
12/02/2015 22:00	474.5	
12/02/2015 23:00	379.3	1353
12/03/2015 00:00	456.2	682.7
12/03/2015 01:00	403.7	
12/03/2015 02:00	320.7	
12/03/2015 03:00	504.8	
12/03/2015 04:00	570.4	
12/03/2015 05:00	461.8	
12/03/2015 06:00	665.3	
12/03/2015 07:00	732.4	
12/03/2015 08:00	622.5	
12/03/2015 09:00	486.7	
12/03/2015 10:00	944.1	
12/03/2015 11:00	728	
12/03/2015 12:00	425	
12/03/2015 13:00	420.2	
12/03/2015 14:00	494.7	
12/03/2015 15:00	672	
12/03/2015 16:00	531.8	
12/03/2015 17:00	573.8	

Time	Units 1&2 Combined	
	(Part 60 Data)	Day Count
12/03/2015 18:00	505.9	
12/03/2015 19:00	502.9	
12/03/2015 20:00	565.9	
12/03/2015 21:00	457.3	
12/03/2015 22:00	431.5	
12/03/2015 23:00	429.1	1354 679.5
12/04/2015 00:00	396.9	
12/04/2015 01:00	494.1	
12/04/2015 02:00	404	
12/04/2015 03:00	436.9	
12/04/2015 04:00	557.9	
12/04/2015 05:00	527.4	
12/04/2015 06:00	669.3	
12/04/2015 07:00	581	
12/04/2015 08:00	519.3	
12/04/2015 09:00	489.9	
12/04/2015 10:00	516.9	
12/04/2015 11:00	398.9	
12/04/2015 12:00	356.3	
12/04/2015 13:00	460.3	
12/04/2015 14:00	543.3	
12/04/2015 15:00	477.8	
12/04/2015 16:00	588.9	
12/04/2015 17:00	734.1	
12/04/2015 18:00	643	
12/04/2015 19:00	518.7	
12/04/2015 20:00	461.3	
12/04/2015 21:00	413.2	
12/04/2015 22:00	534.1	
12/04/2015 23:00	620.3	1355 689.6
12/05/2015 00:00	678.8	
12/05/2015 01:00	553.3	
12/05/2015 02:00	522.7	
12/05/2015 03:00	648.8	
12/05/2015 04:00	625.7	
12/05/2015 05:00	599.5	
12/05/2015 06:00	491.2	
12/05/2015 07:00	516.2	
12/05/2015 08:00	551.3	
12/05/2015 09:00	630.3	
12/05/2015 10:00	650.1	
12/05/2015 11:00	519.5	
12/05/2015 12:00	393.4	
12/05/2015 13:00	386	
12/05/2015 14:00	404.8	

	Units 1&2 Combined	
Time	(Part 60 Data)	Day Count
12/05/2015 15:00	471.3	
12/05/2015 16:00	567	
12/05/2015 17:00	661.2	
12/05/2015 18:00	640.8	
12/05/2015 19:00	600.7	
12/05/2015 20:00	613.7	
12/05/2015 21:00	564.1	
12/05/2015 22:00	521.7	
12/05/2015 23:00	512.9	1356 697.5
12/06/2015 00:00	445	
12/06/2015 01:00	338.8	
12/06/2015 02:00	219.6	
12/06/2015 03:00	295.1	
12/06/2015 04:00	508	
12/06/2015 05:00	693	
12/06/2015 06:00	552.3	
12/06/2015 07:00	758.2	
12/06/2015 08:00	690.9	
12/06/2015 09:00	577.8	
12/06/2015 10:00	416	
12/06/2015 11:00	400.7	
12/06/2015 12:00	381.3	
12/06/2015 13:00	534.4	
12/06/2015 14:00	685.6	
12/06/2015 15:00	731.4	
12/06/2015 16:00	577.1	
12/06/2015 17:00	691.9	
12/06/2015 18:00	903.2	
12/06/2015 19:00	773.6	
12/06/2015 20:00	799.2	
12/06/2015 21:00	837.2	
12/06/2015 22:00	785.5	
12/06/2015 23:00	577.6	1357 705.3
12/07/2015 00:00	612.4	
12/07/2015 01:00	702.9	
12/07/2015 02:00	729	
12/07/2015 03:00	727.4	
12/07/2015 04:00	677.4	
12/07/2015 05:00	828.8	
12/07/2015 06:00	839.9	
12/07/2015 07:00	1007.7	
12/07/2015 08:00	803.7	
12/07/2015 09:00	780.9	
12/07/2015 10:00	833.7	
12/07/2015 11:00	886.6	

Time	Units 1&2 Combined	
	(Part 60 Data)	Day Count
12/07/2015 12:00	817.9	
12/07/2015 13:00	764.9	
12/07/2015 14:00	807	
12/07/2015 15:00	768	
12/07/2015 16:00	765.6	
12/07/2015 17:00	990.4	
12/07/2015 18:00	909.9	
12/07/2015 19:00	839.2	
12/07/2015 20:00	836	
12/07/2015 21:00	844.9	
12/07/2015 22:00	652.6	
12/07/2015 23:00	712.1	1358 712.3
12/08/2015 00:00	863.4	
12/08/2015 01:00	565.1	
12/08/2015 02:00	506.9	
12/08/2015 03:00	681.3	
12/08/2015 04:00	795.2	
12/08/2015 05:00	890.4	
12/08/2015 06:00	880.3	
12/08/2015 07:00	710.5	
12/08/2015 08:00	638.7	
12/08/2015 09:00	648.5	
12/08/2015 10:00	703.1	
12/08/2015 11:00	777.3	
12/08/2015 12:00	786.2	
12/08/2015 13:00	748.8	
12/08/2015 14:00	700.2	
12/08/2015 15:00	722.1	
12/08/2015 16:00	763.9	
12/08/2015 17:00	729.4	
12/08/2015 18:00	761.2	
12/08/2015 19:00	667.9	
12/08/2015 20:00	713.9	
12/08/2015 21:00	715.8	
12/08/2015 22:00	602.7	
12/08/2015 23:00	660.8	1359 731.0
12/09/2015 00:00	691.7	
12/09/2015 01:00	565.6	
12/09/2015 02:00	530.2	
12/09/2015 03:00	648.6	
12/09/2015 04:00	526	
12/09/2015 05:00	349.2	
12/09/2015 06:00	807.1	
12/09/2015 07:00	881.2	
12/09/2015 08:00	595.6	

	Units 1&2 Combined	
Time	(Part 60 Data)	Day Count
12/09/2015 09:00	513.6	
12/09/2015 10:00	545.1	
12/09/2015 11:00	522.1	
12/09/2015 12:00	774.9	
12/09/2015 13:00	846.1	
12/09/2015 14:00	735	
12/09/2015 15:00	724.8	
12/09/2015 16:00	814.3	
12/09/2015 17:00	699.8	
12/09/2015 18:00	886.6	
12/09/2015 19:00	854.8	
12/09/2015 20:00	736.7	
12/09/2015 21:00	713.3	
12/09/2015 22:00	513.7	
12/09/2015 23:00	468.6	1360 740.3
12/10/2015 00:00	610.5	
12/10/2015 01:00	656.8	
12/10/2015 02:00	459	
12/10/2015 03:00	428.9	
12/10/2015 04:00	531	
12/10/2015 05:00	547.1	
12/10/2015 06:00	467.3	
12/10/2015 07:00	483.5	
12/10/2015 08:00	725.8	
12/10/2015 09:00	684.7	
12/10/2015 10:00	512.5	
12/10/2015 11:00	591.8	
12/10/2015 12:00	725.9	
12/10/2015 13:00	655.2	
12/10/2015 14:00	574.4	
12/10/2015 15:00	600.9	
12/10/2015 16:00	642.1	
12/10/2015 17:00	900	
12/10/2015 18:00	785.9	
12/10/2015 19:00	679	
12/10/2015 20:00	659.7	
12/10/2015 21:00	618.9	
12/10/2015 22:00	488.2	
12/10/2015 23:00	668.8	1361 744.3
12/11/2015 00:00	553.6	
12/11/2015 01:00	424.9	
12/11/2015 02:00	386.6	
12/11/2015 03:00	461.8	
12/11/2015 04:00	510.5	
12/11/2015 05:00	528.6	

Time	Units 1&2 Combined	
	(Part 60 Data)	Day Count
12/11/2015 06:00	638.9	
12/11/2015 07:00	1055.1	
12/11/2015 08:00	1054.4	
12/11/2015 09:00	684.5	
12/11/2015 10:00	544.2	
12/11/2015 11:00	510.6	
12/11/2015 12:00	672	
12/11/2015 13:00	749.9	
12/11/2015 14:00	719	
12/11/2015 15:00	560.1	
12/11/2015 16:00	716.1	
12/11/2015 17:00	849.6	
12/11/2015 18:00	708.9	
12/11/2015 19:00	567.5	
12/11/2015 20:00	646.2	
12/11/2015 21:00	653.7	
12/11/2015 22:00	576.6	
12/11/2015 23:00	620.8	1362 748.0
12/12/2015 00:00	647.4	
12/12/2015 01:00	660	
12/12/2015 02:00	534.2	
12/12/2015 03:00	511.8	
12/12/2015 04:00	532.3	
12/12/2015 05:00	553.1	
12/12/2015 06:00	603.4	
12/12/2015 07:00	770	
12/12/2015 08:00	691.3	
12/12/2015 09:00	597.1	
12/12/2015 10:00	695.1	
12/12/2015 11:00	750.6	
12/12/2015 12:00	504.1	
12/12/2015 13:00	545.1	
12/12/2015 14:00	688.3	
12/12/2015 15:00	626.5	
12/12/2015 16:00	688.6	
12/12/2015 17:00	829.4	
12/12/2015 18:00	746.7	
12/12/2015 19:00	626.8	
12/12/2015 20:00	618.6	
12/12/2015 21:00	549	
12/12/2015 22:00	736.2	
12/12/2015 23:00	568.1	1363 749.1
12/13/2015 00:00	493.8	
12/13/2015 01:00	500.1	
12/13/2015 02:00	312.1	

Time	Units 1&2 Combined	
	(Part 60 Data)	Day Count
12/13/2015 03:00	446.9	
12/13/2015 04:00	411.9	
12/13/2015 05:00	393.5	
12/13/2015 06:00	439.4	
12/13/2015 07:00	360.9	
12/13/2015 08:00	488.9	
12/13/2015 09:00	445.5	
12/13/2015 10:00	330.9	
12/13/2015 11:00	553	
12/13/2015 12:00	523.9	
12/13/2015 13:00	521.2	
12/13/2015 14:00	566.3	
12/13/2015 15:00	589.6	
12/13/2015 16:00	564.4	
12/13/2015 17:00	691.3	
12/13/2015 18:00	825.2	
12/13/2015 19:00	687.6	
12/13/2015 20:00	602.6	
12/13/2015 21:00	466.5	
12/13/2015 22:00	478.8	
12/13/2015 23:00	501.1	1364 744.2
12/14/2015 00:00	372.8	
12/14/2015 01:00	440.1	
12/14/2015 02:00	395.9	
12/14/2015 03:00	410.2	
12/14/2015 04:00	391	
12/14/2015 05:00	402.5	
12/14/2015 06:00	566.7	
12/14/2015 07:00	597.9	
12/14/2015 08:00	552.5	
12/14/2015 09:00	658.7	
12/14/2015 10:00	853.8	
12/14/2015 11:00	583.5	
12/14/2015 12:00	564.3	
12/14/2015 13:00	780.2	
12/14/2015 14:00	733.7	
12/14/2015 15:00	630.6	
12/14/2015 16:00	574.4	
12/14/2015 17:00	909.4	
12/14/2015 18:00	720.8	
12/14/2015 19:00	709.6	
12/14/2015 20:00	667.5	
12/14/2015 21:00	602.1	
12/14/2015 22:00	579.1	
12/14/2015 23:00	618.9	1365 739.9

	Units 1&2 Combined	
Time	(Part 60 Data)	Day Count
12/15/2015 00:00	462	
12/15/2015 01:00	296.8	
12/15/2015 02:00	415.8	
12/15/2015 03:00	447.5	
12/15/2015 04:00	404.9	
12/15/2015 05:00	409.1	
12/15/2015 06:00	521.2	
12/15/2015 07:00	547.9	
12/15/2015 08:00	669	
12/15/2015 09:00	714.1	
12/15/2015 10:00	604.8	
12/15/2015 11:00	760	
12/15/2015 12:00	720.2	
12/15/2015 13:00	686.3	
12/15/2015 14:00	694.2	
12/15/2015 15:00	664.3	
12/15/2015 16:00	719.6	
12/15/2015 17:00	682.9	
12/15/2015 18:00	684.9	
12/15/2015 19:00	712.7	
12/15/2015 20:00	700.5	
12/15/2015 21:00	675.5	
12/15/2015 22:00	629.9	
12/15/2015 23:00	523.7	1366 723.2
12/16/2015 00:00	319.3	
12/16/2015 01:00	480	
12/16/2015 02:00	532.9	
12/16/2015 03:00	727.7	
12/16/2015 04:00	558.8	
12/16/2015 05:00	515.6	
12/16/2015 06:00	779.2	
12/16/2015 07:00	669.9	
12/16/2015 08:00	623.7	
12/16/2015 09:00	758.2	
12/16/2015 10:00	678.5	
12/16/2015 11:00	516.3	
12/16/2015 12:00	473	
12/16/2015 13:00	772.5	
12/16/2015 14:00	735.6	
12/16/2015 15:00	640.5	
12/16/2015 16:00	587.2	
12/16/2015 17:00	818.7	
12/16/2015 18:00	826.6	
12/16/2015 19:00	490.2	
12/16/2015 20:00	293.1	

Time	Units 1&2 Combined	
	(Part 60 Data)	Day Count
12/16/2015 21:00	242.2	
12/16/2015 22:00	493	
12/16/2015 23:00	622.5	1367 708.1
12/17/2015 00:00	577.6	
12/17/2015 01:00	636	
12/17/2015 02:00	628.7	
12/17/2015 03:00	613.6	
12/17/2015 04:00	623.7	
12/17/2015 05:00	617.6	
12/17/2015 06:00	839.8	
12/17/2015 07:00	787.2	
12/17/2015 08:00	670.3	
12/17/2015 09:00	639.5	
12/17/2015 10:00	691	
12/17/2015 11:00	762.7	
12/17/2015 12:00	798	
12/17/2015 13:00	619.8	
12/17/2015 14:00	756.8	
12/17/2015 15:00	712.4	
12/17/2015 16:00	613.5	
12/17/2015 17:00	634.9	
12/17/2015 18:00	627.7	
12/17/2015 19:00	605.5	
12/17/2015 20:00	635.9	
12/17/2015 21:00	749.8	
12/17/2015 22:00	676.8	
12/17/2015 23:00	652.5	1368 695.7
12/18/2015 00:00	535.5	
12/18/2015 01:00	385.6	
12/18/2015 02:00	512.6	
12/18/2015 03:00	376.6	
12/18/2015 04:00	371	
12/18/2015 05:00	430.5	
12/18/2015 06:00	615.5	
12/18/2015 07:00	929.3	
12/18/2015 08:00	889	
12/18/2015 09:00	940	
12/18/2015 10:00	841	
12/18/2015 11:00	1107.5	
12/18/2015 12:00	1393.8	
12/18/2015 13:00	1522.2	
12/18/2015 14:00	1443.7	
12/18/2015 15:00	1341.7	
12/18/2015 16:00	1428.8	
12/18/2015 17:00	1427.2	

Time	Units 1&2 Combined	
	(Part 60 Data)	Day Count
12/18/2015 18:00	1112	
12/18/2015 19:00	1283.9	
12/18/2015 20:00	1456	
12/18/2015 21:00	1346.8	
12/18/2015 22:00	1396.4	
12/18/2015 23:00	1106.4	1369 689.6
12/19/2015 00:00	1269.2	
12/19/2015 01:00	1294.4	
12/19/2015 02:00	1379.8	
12/19/2015 03:00	1232	
12/19/2015 04:00	1286.6	
12/19/2015 05:00	1473.5	
12/19/2015 06:00	1226.7	
12/19/2015 07:00	1229.8	
12/19/2015 08:00	1381.4	
12/19/2015 09:00	1333.5	
12/19/2015 10:00	1358.5	
12/19/2015 11:00	1237.4	
12/19/2015 12:00	1264.4	
12/19/2015 13:00	1261.5	
12/19/2015 14:00	1221.6	
12/19/2015 15:00	1203.5	
12/19/2015 16:00	1203.4	
12/19/2015 17:00	1393.3	
12/19/2015 18:00	1286.4	
12/19/2015 19:00	1190.5	
12/19/2015 20:00	1151.6	
12/19/2015 21:00	1236.5	
12/19/2015 22:00	1178.3	
12/19/2015 23:00	1154.7	1370 692.2
12/20/2015 00:00	1147.5	
12/20/2015 01:00	1278.1	
12/20/2015 02:00	1075.3	
12/20/2015 03:00	1159.5	
12/20/2015 04:00	1306.2	
12/20/2015 05:00	1309.4	
12/20/2015 06:00	1105.2	
12/20/2015 07:00	1059.7	
12/20/2015 08:00	1214.1	
12/20/2015 09:00	1103.4	
12/20/2015 10:00	314	
12/20/2015 11:00	257.9	
12/20/2015 12:00	545.4	
12/20/2015 13:00	341.9	
12/20/2015 14:00	204	

Time	Units 1&2 Combined	
	(Part 60 Data)	Day Count
12/20/2015 15:00	143.6	
12/20/2015 16:00	139.6	
12/20/2015 17:00	280	
12/20/2015 18:00	541.8	
12/20/2015 19:00	855.9	
12/20/2015 20:00	829.8	
12/20/2015 21:00	515.9	
12/20/2015 22:00	575.6	
12/20/2015 23:00	459.7	1371
12/21/2015 00:00	376.7	686.8
12/21/2015 01:00	101.7	
12/21/2015 02:00	94.7	
12/21/2015 03:00	180.1	
12/21/2015 04:00	309	
12/21/2015 05:00	359.9	
12/21/2015 06:00	557.4	
12/21/2015 07:00	540	
12/21/2015 08:00	518.5	
12/21/2015 09:00	741.3	
12/21/2015 10:00	498.6	
12/21/2015 11:00	772.5	
12/21/2015 12:00	763.2	
12/21/2015 13:00	793.1	
12/21/2015 14:00	534.8	
12/21/2015 15:00	656.2	
12/21/2015 16:00	562.1	
12/21/2015 17:00	486.8	
12/21/2015 18:00	626.3	
12/21/2015 19:00	585.9	
12/21/2015 20:00	585.4	
12/21/2015 21:00	596.6	
12/21/2015 22:00	613.6	
12/21/2015 23:00	571	1372
12/22/2015 00:00	517.7	671.0
12/22/2015 01:00	468.4	
12/22/2015 02:00	399.1	
12/22/2015 03:00	387.3	
12/22/2015 04:00	278.7	
12/22/2015 05:00	424.1	
12/22/2015 06:00	797.6	
12/22/2015 07:00	621.5	
12/22/2015 08:00	505.1	
12/22/2015 09:00	584	
12/22/2015 10:00	555	
12/22/2015 11:00	570.8	

Time	Units 1&2 Combined	
	(Part 60 Data)	Day Count
12/22/2015 12:00	616.1	
12/22/2015 13:00	592.2	
12/22/2015 14:00	603.5	
12/22/2015 15:00	0	
12/22/2015 16:00	0	
12/22/2015 17:00	0	
12/22/2015 18:00	0	
12/22/2015 19:00	0	
12/22/2015 20:00	0	
12/22/2015 21:00	0	
12/22/2015 22:00	0	
12/22/2015 23:00	0	1373
12/23/2015 00:00	0	654.5
12/23/2015 01:00	2.6	
12/23/2015 02:00	45.6	
12/23/2015 03:00	53.7	
12/23/2015 04:00	126.3	
12/23/2015 05:00	173.2	
12/23/2015 06:00	230.9	
12/23/2015 07:00	289.1	
12/23/2015 08:00	409.5	
12/23/2015 09:00	435	
12/23/2015 10:00	453.5	
12/23/2015 11:00	627.2	
12/23/2015 12:00	691.9	
12/23/2015 13:00	647	
12/23/2015 14:00	0	
12/23/2015 15:00	0	
12/23/2015 16:00	0	
12/23/2015 17:00	0	
12/23/2015 18:00	0	
12/23/2015 19:00	0	
12/23/2015 20:00	0	
12/23/2015 21:00	0	
12/23/2015 22:00	0	
12/23/2015 23:00	10.9	1374
12/24/2015 00:00	37.1	642.8
12/24/2015 01:00	399.8	
12/24/2015 02:00	233.8	
12/24/2015 03:00	341.5	
12/24/2015 04:00	316.1	
12/24/2015 05:00	476.2	
12/24/2015 06:00	371.6	
12/24/2015 07:00	281.7	
12/24/2015 08:00	493.6	

Time	Units 1&2 Combined	
	(Part 60 Data)	Day Count
12/24/2015 09:00	462.9	
12/24/2015 10:00	461	
12/24/2015 11:00	388.6	
12/24/2015 12:00	482.2	
12/24/2015 13:00	389.3	
12/24/2015 14:00	571.6	
12/24/2015 15:00	479.4	
12/24/2015 16:00	419.7	
12/24/2015 17:00	597.1	
12/24/2015 18:00	452.5	
12/24/2015 19:00	454.8	
12/24/2015 20:00	400.7	
12/24/2015 21:00	346.8	
12/24/2015 22:00	154.7	
12/24/2015 23:00	201.7	1375 633.2
12/25/2015 00:00	219.1	
12/25/2015 01:00	220.3	
12/25/2015 02:00	371	
12/25/2015 03:00	264	
12/25/2015 04:00	192.3	
12/25/2015 05:00	179.5	
12/25/2015 06:00	187.5	
12/25/2015 07:00	179.2	
12/25/2015 08:00	218.1	
12/25/2015 09:00	203.7	
12/25/2015 10:00	268.3	
12/25/2015 11:00	394.8	
12/25/2015 12:00	346.2	
12/25/2015 13:00	250.1	
12/25/2015 14:00	237.2	
12/25/2015 15:00	518	
12/25/2015 16:00	620.1	
12/25/2015 17:00	184.6	
12/25/2015 18:00	202.2	
12/25/2015 19:00	161	
12/25/2015 20:00	159.8	
12/25/2015 21:00	225.5	
12/25/2015 22:00	369.2	
12/25/2015 23:00	450.5	1376 622.8
12/26/2015 00:00	344.7	
12/26/2015 01:00	260	
12/26/2015 02:00	229.9	
12/26/2015 03:00	260.8	
12/26/2015 04:00	259.2	
12/26/2015 05:00	305.1	

	Units 1&2 Combined	
Time	(Part 60 Data)	Day Count
12/26/2015 06:00	367.4	
12/26/2015 07:00	395.9	
12/26/2015 08:00	384.7	
12/26/2015 09:00	390.3	
12/26/2015 10:00	417	
12/26/2015 11:00	621.2	
12/26/2015 12:00	740	
12/26/2015 13:00	560.1	
12/26/2015 14:00	519.2	
12/26/2015 15:00	684.9	
12/26/2015 16:00	916.3	
12/26/2015 17:00	1330.2	
12/26/2015 18:00	1364.6	
12/26/2015 19:00	1262.9	
12/26/2015 20:00	1396.3	
12/26/2015 21:00	1119.2	
12/26/2015 22:00	978.5	
12/26/2015 23:00	801.4	1377
12/27/2015 00:00	406.2	634.9
12/27/2015 01:00	398.9	
12/27/2015 02:00	419.5	
12/27/2015 03:00	213.6	
12/27/2015 04:00	344.5	
12/27/2015 05:00	364.8	
12/27/2015 06:00	391.7	
12/27/2015 07:00	419.2	
12/27/2015 08:00	399.4	
12/27/2015 09:00	397.3	
12/27/2015 10:00	414.5	
12/27/2015 11:00	577.1	
12/27/2015 12:00	660.7	
12/27/2015 13:00	473.8	
12/27/2015 14:00	423.8	
12/27/2015 15:00	603.2	
12/27/2015 16:00	668.9	
12/27/2015 17:00	857.7	
12/27/2015 18:00	839.7	
12/27/2015 19:00	942.1	
12/27/2015 20:00	488.1	
12/27/2015 21:00	516.2	
12/27/2015 22:00	465.4	
12/27/2015 23:00	401.9	1378
12/28/2015 00:00	401.1	637.0
12/28/2015 01:00	350.7	
12/28/2015 02:00	298.3	

	Units 1&2 Combined	
Time	(Part 60 Data)	Day Count
12/28/2015 03:00	248.5	
12/28/2015 04:00	236.2	
12/28/2015 05:00	230.5	
12/28/2015 06:00	294.6	
12/28/2015 07:00	623.5	
12/28/2015 08:00	1112.6	
12/28/2015 09:00	584.6	
12/28/2015 10:00	582.3	
12/28/2015 11:00	673.8	
12/28/2015 12:00	648.6	
12/28/2015 13:00	636.3	
12/28/2015 14:00	645.7	
12/28/2015 15:00	637.5	
12/28/2015 16:00	636.3	
12/28/2015 17:00	628.9	
12/28/2015 18:00	591.9	
12/28/2015 19:00	670.6	
12/28/2015 20:00	620.5	
12/28/2015 21:00	610.7	
12/28/2015 22:00	566.2	
12/28/2015 23:00	531.5	1379
12/29/2015 00:00	453.3	636.6
12/29/2015 01:00	420.3	
12/29/2015 02:00	357.7	
12/29/2015 03:00	357.8	
12/29/2015 04:00	384.1	
12/29/2015 05:00	447.3	
12/29/2015 06:00	444	
12/29/2015 07:00	824.8	
12/29/2015 08:00	816.9	
12/29/2015 09:00	977.6	
12/29/2015 10:00	1379.2	
12/29/2015 11:00	1542.5	
12/29/2015 12:00	1443.3	
12/29/2015 13:00	806.8	
12/29/2015 14:00	516.6	
12/29/2015 15:00	639.4	
12/29/2015 16:00	598.8	
12/29/2015 17:00	668	
12/29/2015 18:00	643.7	
12/29/2015 19:00	607.4	
12/29/2015 20:00	615.5	
12/29/2015 21:00	677.6	
12/29/2015 22:00	533.5	
12/29/2015 23:00	627.7	1380
		628.9

	Units 1&2 Combined	
Time	(Part 60 Data)	Day Count
12/30/2015 00:00	584.7	
12/30/2015 01:00	521.9	
12/30/2015 02:00	558.6	
12/30/2015 03:00	500	
12/30/2015 04:00	511.6	
12/30/2015 05:00	575.5	
12/30/2015 06:00	553.6	
12/30/2015 07:00	579	
12/30/2015 08:00	672.9	
12/30/2015 09:00	755.2	
12/30/2015 10:00	1049.8	
12/30/2015 11:00	536.9	
12/30/2015 12:00	399.6	
12/30/2015 13:00	523.7	
12/30/2015 14:00	397.7	
12/30/2015 15:00	527.2	
12/30/2015 16:00	494.7	
12/30/2015 17:00	557.5	
12/30/2015 18:00	458.4	
12/30/2015 19:00	599.4	
12/30/2015 20:00	727.8	
12/30/2015 21:00	533.3	
12/30/2015 22:00	595.5	
12/30/2015 23:00	550.9	1381 612.9
12/31/2015 00:00	512.5	
12/31/2015 01:00	446.3	
12/31/2015 02:00	402.1	
12/31/2015 03:00	405.4	
12/31/2015 04:00	396.4	
12/31/2015 05:00	398.8	
12/31/2015 06:00	404.1	
12/31/2015 07:00	402.1	
12/31/2015 08:00	509	
12/31/2015 09:00	559.9	
12/31/2015 10:00	579.4	
12/31/2015 11:00	566.6	
12/31/2015 12:00	571.7	
12/31/2015 13:00	578.2	
12/31/2015 14:00	510.6	
12/31/2015 15:00	390.9	
12/31/2015 16:00	436	
12/31/2015 17:00	479.7	
12/31/2015 18:00	548	
12/31/2015 19:00	486.4	
12/31/2015 20:00	636.6	

	Units 1&2 Combined		
Time	(Part 60 Data)	Day Count	
12/31/2015 21:00	496.3		
12/31/2015 22:00	393.8		
12/31/2015 23:00	362.4	1382	611.7
1/1/2016 0:00	387.7		
1/1/2016 1:00	489.3		
1/1/2016 2:00	326.9		
1/1/2016 3:00	278.2		
1/1/2016 4:00	272.6		
1/1/2016 5:00	283.1		
1/1/2016 6:00	276.2		
1/1/2016 7:00	323.9		
1/1/2016 8:00	223.7		
1/1/2016 9:00	488.7		
1/1/2016 10:00	576.7		
1/1/2016 11:00	659.5		
1/1/2016 12:00	660.6		
1/1/2016 13:00	620.9		
1/1/2016 14:00	516		
1/1/2016 15:00	506.1		
1/1/2016 16:00	620.3		
1/1/2016 17:00	914.6		
1/1/2016 18:00	618.9		
1/1/2016 19:00	448.8		
1/1/2016 20:00	743		
1/1/2016 21:00	654.5		
1/1/2016 22:00	548.5		
1/1/2016 23:00	424.2	1383	612.5
1/2/2016 0:00	364		
1/2/2016 1:00	278.4		
1/2/2016 2:00	314.5		
1/2/2016 3:00	439.1		
1/2/2016 4:00	328.7		
1/2/2016 5:00	199.3		
1/2/2016 6:00	218.6		
1/2/2016 7:00	201.5		
1/2/2016 8:00	167.1		
1/2/2016 9:00	210.7		
1/2/2016 10:00	214.8		
1/2/2016 11:00	209		
1/2/2016 12:00	205.7		
1/2/2016 13:00	199		
1/2/2016 14:00	162.4		
1/2/2016 15:00	105.6		
1/2/2016 16:00	124.4		
1/2/2016 17:00	119.7		

	Units 1&2 Combined			
Time	(Part 60 Data)	Day Count		
1/2/2016 18:00	149			
1/2/2016 19:00	152.6			
1/2/2016 20:00	232.5			
1/2/2016 21:00	387.6			
1/2/2016 22:00	456.7			
1/2/2016 23:00	582.2	1384		602.7
1/3/2016 0:00	635.7			
1/3/2016 1:00	502.6			
1/3/2016 2:00	312.4			
1/3/2016 3:00	344			
1/3/2016 4:00	392.3			
1/3/2016 5:00	429.3			
1/3/2016 6:00	423.4			
1/3/2016 7:00	593			
1/3/2016 8:00	531.6			
1/3/2016 9:00	502			
1/3/2016 10:00	434.1			
1/3/2016 11:00	394.8			
1/3/2016 12:00	464.3			
1/3/2016 13:00	522.1			
1/3/2016 14:00	575.5			
1/3/2016 15:00	603.8			
1/3/2016 16:00	626.7			
1/3/2016 17:00	767.4			
1/3/2016 18:00	862.1			
1/3/2016 19:00	846.1			
1/3/2016 20:00	954.3			
1/3/2016 21:00	830			
1/3/2016 22:00	270			
1/3/2016 23:00	108	1385		603.5
1/4/2016 0:00	109.7			
1/4/2016 1:00	132			
1/4/2016 2:00	119.7			
1/4/2016 3:00	229.5			
1/4/2016 4:00	405.5			
1/4/2016 5:00	526.4			
1/4/2016 6:00	769			
1/4/2016 7:00	852.3			
1/4/2016 8:00	938.9			
1/4/2016 9:00	1419.8			
1/4/2016 10:00	1406.6			
1/4/2016 11:00	1154.3			
1/4/2016 12:00	1309.3			
1/4/2016 13:00	1371.3			
1/4/2016 14:00	1293.2			

	Units 1&2 Combined		
Time	(Part 60 Data)	Day Count	
1/4/2016 15:00	1173		
1/4/2016 16:00	1192.3		
1/4/2016 17:00	1189.3		
1/4/2016 18:00	1190.9		
1/4/2016 19:00	1215.5		
1/4/2016 20:00	1249.1		
1/4/2016 21:00	1257.7		
1/4/2016 22:00	1232.6		
1/4/2016 23:00	1267.1	1386	617.3
1/5/2016 0:00	1151		
1/5/2016 1:00	1046.2		
1/5/2016 2:00	1093.7		
1/5/2016 3:00	1183.2		
1/5/2016 4:00	1155		
1/5/2016 5:00	1107.2		
1/5/2016 6:00	1156.5		
1/5/2016 7:00	1217.5		
1/5/2016 8:00	1189.6		
1/5/2016 9:00	1169.5		
1/5/2016 10:00	1181.3		
1/5/2016 11:00	1221.3		
1/5/2016 12:00	1220.7		
1/5/2016 13:00	1178.3		
1/5/2016 14:00	1148.1		
1/5/2016 15:00	1259.4		
1/5/2016 16:00	1156.4		
1/5/2016 17:00	1340.7		
1/5/2016 18:00	1348.4		
1/5/2016 19:00	1398.7		
1/5/2016 20:00	1445.4		
1/5/2016 21:00	1169.9		
1/5/2016 22:00	1444.3		
1/5/2016 23:00	1330.7	1387	638.9
1/6/2016 0:00	698.9		
1/6/2016 1:00	577.5		
1/6/2016 2:00	598.5		
1/6/2016 3:00	828.1		
1/6/2016 4:00	850.5		
1/6/2016 5:00	773.9		
1/6/2016 6:00	719		
1/6/2016 7:00	666		
1/6/2016 8:00	620.4		
1/6/2016 9:00	658.4		
1/6/2016 10:00	694.4		
1/6/2016 11:00	632.9		

	Units 1&2 Combined			
Time	(Part 60 Data)	Day Count		
1/6/2016 12:00	545.8			
1/6/2016 13:00	386.7			
1/6/2016 14:00	222.2			
1/6/2016 15:00	185.6			
1/6/2016 16:00	352.8			
1/6/2016 17:00	860.5			
1/6/2016 18:00	878			
1/6/2016 19:00	823.4			
1/6/2016 20:00	753.3			
1/6/2016 21:00	781.1			
1/6/2016 22:00	758.9			
1/6/2016 23:00	782.1	1388		633.9
1/7/2016 0:00	822			
1/7/2016 1:00	641.2			
1/7/2016 2:00	690.6			
1/7/2016 3:00	784.9			
1/7/2016 4:00	853.9			
1/7/2016 5:00	777.9			
1/7/2016 6:00	841.8			
1/7/2016 7:00	867.2			
1/7/2016 8:00	784			
1/7/2016 9:00	769.2			
1/7/2016 10:00	840.4			
1/7/2016 11:00	685.9			
1/7/2016 12:00	709.4			
1/7/2016 13:00	661.9			
1/7/2016 14:00	545.6			
1/7/2016 15:00	817.9			
1/7/2016 16:00	658.2			
1/7/2016 17:00	698.6			
1/7/2016 18:00	807.2			
1/7/2016 19:00	719			
1/7/2016 20:00	715.8			
1/7/2016 21:00	768.2			
1/7/2016 22:00	701.7			
1/7/2016 23:00	553.1	1389		634.6
1/8/2016 0:00	578.1			
1/8/2016 1:00	656.6			
1/8/2016 2:00	572.7			
1/8/2016 3:00	659			
1/8/2016 4:00	644.3			
1/8/2016 5:00	683.9			
1/8/2016 6:00	875.3			
1/8/2016 7:00	1041.9			
1/8/2016 8:00	817.3			

	Units 1&2 Combined			
Time	(Part 60 Data)	Day Count		
1/8/2016 9:00	721.3			
1/8/2016 10:00	895.8			
1/8/2016 11:00	906.7			
1/8/2016 12:00	904.2			
1/8/2016 13:00	913.9			
1/8/2016 14:00	780.1			
1/8/2016 15:00	825.3			
1/8/2016 16:00	875.2			
1/8/2016 17:00	914.3			
1/8/2016 18:00	1002.2			
1/8/2016 19:00	765.3			
1/8/2016 20:00	523.7			
1/8/2016 21:00	530			
1/8/2016 22:00	504.6			
1/8/2016 23:00	695.6	1390	637.9	
1/9/2016 0:00	765.8			
1/9/2016 1:00	629.4			
1/9/2016 2:00	568.8			
1/9/2016 3:00	564.5			
1/9/2016 4:00	535.1			
1/9/2016 5:00	564.2			
1/9/2016 6:00	536.1			
1/9/2016 7:00	527.4			
1/9/2016 8:00	521.9			
1/9/2016 9:00	552			
1/9/2016 10:00	506.9			
1/9/2016 11:00	368.3			
1/9/2016 12:00	362.9			
1/9/2016 13:00	543.1			
1/9/2016 14:00	554			
1/9/2016 15:00	466.6			
1/9/2016 16:00	342.9			
1/9/2016 17:00	552.4			
1/9/2016 18:00	674.9			
1/9/2016 19:00	560.8			
1/9/2016 20:00	652.3			
1/9/2016 21:00	648.8			
1/9/2016 22:00	527.1			
1/9/2016 23:00	488.3	1391	635.5	
1/10/2016 0:00	334.2			
1/10/2016 1:00	360.8			
1/10/2016 2:00	268.7			
1/10/2016 3:00	289			
1/10/2016 4:00	290			
1/10/2016 5:00	293.2			

	Units 1&2 Combined		
Time	(Part 60 Data)	Day Count	
1/10/2016 6:00	392.2		
1/10/2016 7:00	543.4		
1/10/2016 8:00	568		
1/10/2016 9:00	725.8		
1/10/2016 10:00	626.4		
1/10/2016 11:00	631.5		
1/10/2016 12:00	669		
1/10/2016 13:00	631.2		
1/10/2016 14:00	638.4		
1/10/2016 15:00	719.3		
1/10/2016 16:00	661.4		
1/10/2016 17:00	660		
1/10/2016 18:00	701.9		
1/10/2016 19:00	647.1		
1/10/2016 20:00	692		
1/10/2016 21:00	703.2		
1/10/2016 22:00	681.8		
1/10/2016 23:00	570	1392	632.6
1/11/2016 0:00	680.5		
1/11/2016 1:00	744.4		
1/11/2016 2:00	744.8		
1/11/2016 3:00	831.9		
1/11/2016 4:00	905.8		
1/11/2016 5:00	733.4		
1/11/2016 6:00	933		
1/11/2016 7:00	807.9		
1/11/2016 8:00	793.3		
1/11/2016 9:00	868.6		
1/11/2016 10:00	838.5		
1/11/2016 11:00	836.8		
1/11/2016 12:00	789.6		
1/11/2016 13:00	884.1		
1/11/2016 14:00	800.8		
1/11/2016 15:00	613.2		
1/11/2016 16:00	854.4		
1/11/2016 17:00	1064.7		
1/11/2016 18:00	843.3		
1/11/2016 19:00	751.9		
1/11/2016 20:00	721.3		
1/11/2016 21:00	778.2		
1/11/2016 22:00	856.8		
1/11/2016 23:00	758.6	1393	638.5
1/12/2016 0:00	624.8		
1/12/2016 1:00	670.9		
1/12/2016 2:00	731.1		

	Units 1&2 Combined			
Time	(Part 60 Data)	Day Count		
1/12/2016 3:00	728.7			
1/12/2016 4:00	796.5			
1/12/2016 5:00	705.8			
1/12/2016 6:00	841.5			
1/12/2016 7:00	725.2			
1/12/2016 8:00	749.1			
1/12/2016 9:00	815.7			
1/12/2016 10:00	880.4			
1/12/2016 11:00	830.5			
1/12/2016 12:00	720.5			
1/12/2016 13:00	886.3			
1/12/2016 14:00	727.8			
1/12/2016 15:00	559.4			
1/12/2016 16:00	754.6			
1/12/2016 17:00	1009.1			
1/12/2016 18:00	904.6			
1/12/2016 19:00	779.5			
1/12/2016 20:00	725.9			
1/12/2016 21:00	787.7			
1/12/2016 22:00	812			
1/12/2016 23:00	706.1	1394		647.4
1/13/2016 0:00	906			
1/13/2016 1:00	821.9			
1/13/2016 2:00	783.5			
1/13/2016 3:00	825.7			
1/13/2016 4:00	879.5			
1/13/2016 5:00	791.8			
1/13/2016 6:00	808.9			
1/13/2016 7:00	838.6			
1/13/2016 8:00	788.7			
1/13/2016 9:00	732.8			
1/13/2016 10:00	708.8			
1/13/2016 11:00	808.4			
1/13/2016 12:00	853.3			
1/13/2016 13:00	794.5			
1/13/2016 14:00	680.2			
1/13/2016 15:00	731.8			
1/13/2016 16:00	844.9			
1/13/2016 17:00	853.1			
1/13/2016 18:00	827.9			
1/13/2016 19:00	790.2			
1/13/2016 20:00	757.9			
1/13/2016 21:00	760.6			
1/13/2016 22:00	790.4			
1/13/2016 23:00	558.4	1395		654.0

	Units 1&2 Combined			
Time	(Part 60 Data)	Day Count		
1/14/2016 0:00	568.1			
1/14/2016 1:00	768.9			
1/14/2016 2:00	676.5			
1/14/2016 3:00	719.5			
1/14/2016 4:00	718.7			
1/14/2016 5:00	739.4			
1/14/2016 6:00	846.1			
1/14/2016 7:00	802.1			
1/14/2016 8:00	634.6			
1/14/2016 9:00	667.4			
1/14/2016 10:00	600.7			
1/14/2016 11:00	767			
1/14/2016 12:00	594.4			
1/14/2016 13:00	558.6			
1/14/2016 14:00	575.6			
1/14/2016 15:00	376			
1/14/2016 16:00	440.6			
1/14/2016 17:00	485.2			
1/14/2016 18:00	625.8			
1/14/2016 19:00	629.2			
1/14/2016 20:00	621.3			
1/14/2016 21:00	994			
1/14/2016 22:00	811.3			
1/14/2016 23:00	505	1396	656.0	
1/15/2016 0:00	570.7			
1/15/2016 1:00	603.9			
1/15/2016 2:00	647.3			
1/15/2016 3:00	634.2			
1/15/2016 4:00	676			
1/15/2016 5:00	1203.5			
1/15/2016 6:00	958.2			
1/15/2016 7:00	965.8			
1/15/2016 8:00	787.8			
1/15/2016 9:00	747.8			
1/15/2016 10:00	786.4			
1/15/2016 11:00	945.4			
1/15/2016 12:00	894			
1/15/2016 13:00	799.7			
1/15/2016 14:00	810.4			
1/15/2016 15:00	841.7			
1/15/2016 16:00	869.1			
1/15/2016 17:00	853.6			
1/15/2016 18:00	765.3			
1/15/2016 19:00	550.8			
1/15/2016 20:00	742.3			

	Units 1&2 Combined		
Time	(Part 60 Data)	Day Count	
1/15/2016 21:00	778.5		
1/15/2016 22:00	625.9		
1/15/2016 23:00	754.3	1397	662.7
1/16/2016 0:00	861.2		
1/16/2016 1:00	1127.8		
1/16/2016 2:00	621.5		
1/16/2016 3:00	521.6		
1/16/2016 4:00	493.3		
1/16/2016 5:00	647.8		
1/16/2016 6:00	694.1		
1/16/2016 7:00	699.2		
1/16/2016 8:00	723.5		
1/16/2016 9:00	708.5		
1/16/2016 10:00	683.8		
1/16/2016 11:00	778.6		
1/16/2016 12:00	730		
1/16/2016 13:00	763.3		
1/16/2016 14:00	682.4		
1/16/2016 15:00	785.9		
1/16/2016 16:00	910.9		
1/16/2016 17:00	983		
1/16/2016 18:00	925.1		
1/16/2016 19:00	659.9		
1/16/2016 20:00	622.3		
1/16/2016 21:00	875		
1/16/2016 22:00	862.2		
1/16/2016 23:00	771.1	1398	665.4
1/17/2016 0:00	776.6		
1/17/2016 1:00	796		
1/17/2016 2:00	778.1		
1/17/2016 3:00	824.2		
1/17/2016 4:00	794.7		
1/17/2016 5:00	751.2		
1/17/2016 6:00	759.2		
1/17/2016 7:00	761.6		
1/17/2016 8:00	867.3		
1/17/2016 9:00	861.1		
1/17/2016 10:00	799.1		
1/17/2016 11:00	877		
1/17/2016 12:00	882.5		
1/17/2016 13:00	863.3		
1/17/2016 14:00	848.6		
1/17/2016 15:00	736.7		
1/17/2016 16:00	1103.8		
1/17/2016 17:00	1509.2		

	Units 1&2 Combined		
Time	(Part 60 Data)	Day Count	
1/17/2016 18:00	1349.4		
1/17/2016 19:00	1833.2		
1/17/2016 20:00	1810.1		
1/17/2016 21:00	1652.8		
1/17/2016 22:00	1574.3		
1/17/2016 23:00	1485.1	1399	667.0
1/18/2016 0:00	1354.9		
1/18/2016 1:00	1441.1		
1/18/2016 2:00	1486.5		
1/18/2016 3:00	1628.8		
1/18/2016 4:00	1609.3		
1/18/2016 5:00	1435.8		
1/18/2016 6:00	1628.4		
1/18/2016 7:00	1754.7		
1/18/2016 8:00	1668.5		
1/18/2016 9:00	1585.3		
1/18/2016 10:00	1556.2		
1/18/2016 11:00	1598.1		
1/18/2016 12:00	1664.1		
1/18/2016 13:00	1794.2		
1/18/2016 14:00	1575.1		
1/18/2016 15:00	1698.8		
1/18/2016 16:00	1623.1		
1/18/2016 17:00	1645.3		
1/18/2016 18:00	1597.7		
1/18/2016 19:00	1722.3		
1/18/2016 20:00	1823		
1/18/2016 21:00	1887.6		
1/18/2016 22:00	1678		
1/18/2016 23:00	1568.9	1400	679.3
1/19/2016 0:00	1525.5		
1/19/2016 1:00	1671.5		
1/19/2016 2:00	1803.7		
1/19/2016 3:00	1851		
1/19/2016 4:00	1492.7		
1/19/2016 5:00	1548.7		
1/19/2016 6:00	1359.9		
1/19/2016 7:00	1580.5		
1/19/2016 8:00	1307.7		
1/19/2016 9:00	1296.2		
1/19/2016 10:00	1703.2		
1/19/2016 11:00	2317		
1/19/2016 12:00	1856.3		
1/19/2016 13:00	1746.2		
1/19/2016 14:00	1845.6		

	Units 1&2 Combined		
Time	(Part 60 Data)	Day Count	
1/19/2016 15:00	1563		
1/19/2016 16:00	1368.7		
1/19/2016 17:00	1488.7		
1/19/2016 18:00	1337.7		
1/19/2016 19:00	1310		
1/19/2016 20:00	1261		
1/19/2016 21:00	1420.7		
1/19/2016 22:00	1399.9		
1/19/2016 23:00	1469.6	1401	707.4
1/20/2016 0:00	1638.3		
1/20/2016 1:00	1533.6		
1/20/2016 2:00	1591.2		
1/20/2016 3:00	1725.3		
1/20/2016 4:00	1795		
1/20/2016 5:00	1803.3		
1/20/2016 6:00	1819.2		
1/20/2016 7:00	2013.5		
1/20/2016 8:00	1945		
1/20/2016 9:00	1789.6		
1/20/2016 10:00	1531.3		
1/20/2016 11:00	1567.1		
1/20/2016 12:00	1605.3		
1/20/2016 13:00	1334.2		
1/20/2016 14:00	1588.4		
1/20/2016 15:00	1440.7		
1/20/2016 16:00	1457.6		
1/20/2016 17:00	1546.4		
1/20/2016 18:00	1516.7		
1/20/2016 19:00	1491.4		
1/20/2016 20:00	1560		
1/20/2016 21:00	1513.4		
1/20/2016 22:00	1490.2		
1/20/2016 23:00	1392.1	1402	744.9
1/21/2016 0:00	1316.7		
1/21/2016 1:00	1395.8		
1/21/2016 2:00	1335.4		
1/21/2016 3:00	1394		
1/21/2016 4:00	1316.2		
1/21/2016 5:00	1212.3		
1/21/2016 6:00	1563		
1/21/2016 7:00	1387.2		
1/21/2016 8:00	1373.9		
1/21/2016 9:00	770.4		
1/21/2016 10:00	788.9		
1/21/2016 11:00	1614.4		

	Units 1&2 Combined			
Time	(Part 60 Data)	Day Count		
1/21/2016 12:00	1578.2			
1/21/2016 13:00	1595			
1/21/2016 14:00	1569.4			
1/21/2016 15:00	1499.3			
1/21/2016 16:00	1591.9			
1/21/2016 17:00	1580.3			
1/21/2016 18:00	1586.2			
1/21/2016 19:00	1618.9			
1/21/2016 20:00	1536			
1/21/2016 21:00	1569.7			
1/21/2016 22:00	1577.5			
1/21/2016 23:00	1535.6	1403		772.6
1/22/2016 0:00	1461			
1/22/2016 1:00	1254.6			
1/22/2016 2:00	1065			
1/22/2016 3:00	789			
1/22/2016 4:00	634.2			
1/22/2016 5:00	336.8			
1/22/2016 6:00	289.3			
1/22/2016 7:00	421			
1/22/2016 8:00	546.8			
1/22/2016 9:00	853.8			
1/22/2016 10:00	1117.3			
1/22/2016 11:00	1186.7			
1/22/2016 12:00	1355.8			
1/22/2016 13:00	1448.1			
1/22/2016 14:00	1563.2			
1/22/2016 15:00	1465.9			
1/22/2016 16:00	1411.9			
1/22/2016 17:00	1584.1			
1/22/2016 18:00	1544.6			
1/22/2016 19:00	1609.7			
1/22/2016 20:00	1428.3			
1/22/2016 21:00	1271.4			
1/22/2016 22:00	1137.2			
1/22/2016 23:00	778.8	1404		793.0
1/23/2016 0:00	733			
1/23/2016 1:00	566.8			
1/23/2016 2:00	701.1			
1/23/2016 3:00	642.1			
1/23/2016 4:00	1000.4			
1/23/2016 5:00	1487			
1/23/2016 6:00	777.2			
1/23/2016 7:00	588.8			
1/23/2016 8:00	777.7			

	Units 1&2 Combined			
Time	(Part 60 Data)	Day Count		
1/23/2016 9:00	1048.9			
1/23/2016 10:00	1221.6			
1/23/2016 11:00	1226.6			
1/23/2016 12:00	1135.9			
1/23/2016 13:00	1063.4			
1/23/2016 14:00	960.2			
1/23/2016 15:00	878.4			
1/23/2016 16:00	907.6			
1/23/2016 17:00	1072			
1/23/2016 18:00	1099.2			
1/23/2016 19:00	1185.1			
1/23/2016 20:00	1237.3			
1/23/2016 21:00	1379.8			
1/23/2016 22:00	1901.1			
1/23/2016 23:00	1729.8	1405	815.3	
1/24/2016 0:00	1413.2			
1/24/2016 1:00	1169.3			
1/24/2016 2:00	1183.1			
1/24/2016 3:00	1180.3			
1/24/2016 4:00	1182.7			
1/24/2016 5:00	1198.2			
1/24/2016 6:00	898			
1/24/2016 7:00	1016.5			
1/24/2016 8:00	736.2			
1/24/2016 9:00	813.2			
1/24/2016 10:00	747.6			
1/24/2016 11:00	741.7			
1/24/2016 12:00	638			
1/24/2016 13:00	518			
1/24/2016 14:00	574			
1/24/2016 15:00	627.1			
1/24/2016 16:00	711.1			
1/24/2016 17:00	974.9			
1/24/2016 18:00	1069.8			
1/24/2016 19:00	887			
1/24/2016 20:00	1031.6			
1/24/2016 21:00	943.7			
1/24/2016 22:00	914			
1/24/2016 23:00	800.4	1406	836.6	
1/25/2016 0:00	814.2			
1/25/2016 1:00	688.3			
1/25/2016 2:00	697.9			
1/25/2016 3:00	851.4			
1/25/2016 4:00	967.2			
1/25/2016 5:00	1003.8			

	Units 1&2 Combined		
Time	(Part 60 Data)	Day Count	
1/25/2016 6:00	1107.5		
1/25/2016 7:00	981.5		
1/25/2016 8:00	981.1		
1/25/2016 9:00	1125.6		
1/25/2016 10:00	1107.7		
1/25/2016 11:00	1095.7		
1/25/2016 12:00	855.3		
1/25/2016 13:00	1053.3		
1/25/2016 14:00	999		
1/25/2016 15:00	1058.5		
1/25/2016 16:00	980.7		
1/25/2016 17:00	980.7		
1/25/2016 18:00	1015.2		
1/25/2016 19:00	1079.1		
1/25/2016 20:00	1482.1		
1/25/2016 21:00	1045.2		
1/25/2016 22:00	748.3		
1/25/2016 23:00	673.2	1407	847.0
1/26/2016 0:00	522		
1/26/2016 1:00	448.6		
1/26/2016 2:00	390.3		
1/26/2016 3:00	426.9		
1/26/2016 4:00	410.6		
1/26/2016 5:00	498.3		
1/26/2016 6:00	964.6		
1/26/2016 7:00	1064.3		
1/26/2016 8:00	1104.9		
1/26/2016 9:00	1060		
1/26/2016 10:00	1052.4		
1/26/2016 11:00	1050.4		
1/26/2016 12:00	1037.7		
1/26/2016 13:00	996.3		
1/26/2016 14:00	929.2		
1/26/2016 15:00	943.3		
1/26/2016 16:00	851.6		
1/26/2016 17:00	940.2		
1/26/2016 18:00	956.1		
1/26/2016 19:00	910.1		
1/26/2016 20:00	772.5		
1/26/2016 21:00	735.8		
1/26/2016 22:00	450.6		
1/26/2016 23:00	281.4	1408	856.4
1/27/2016 0:00	298.1		
1/27/2016 1:00	288.4		
1/27/2016 2:00	282.9		

	Units 1&2 Combined		
Time	(Part 60 Data)	Day Count	
1/27/2016 3:00	328.4		
1/27/2016 4:00	382.9		
1/27/2016 5:00	583.1		
1/27/2016 6:00	808		
1/27/2016 7:00	755.3		
1/27/2016 8:00	1042.3		
1/27/2016 9:00	1076.1		
1/27/2016 10:00	1073.4		
1/27/2016 11:00	1044.9		
1/27/2016 12:00	1087.5		
1/27/2016 13:00	1209.2		
1/27/2016 14:00	1128.7		
1/27/2016 15:00	1113.3		
1/27/2016 16:00	962.2		
1/27/2016 17:00	1164.3		
1/27/2016 18:00	1434.1		
1/27/2016 19:00	1357.3		
1/27/2016 20:00	1462.2		
1/27/2016 21:00	1405.7		
1/27/2016 22:00	1160.3		
1/27/2016 23:00	1128	1409	869.6
1/28/2016 0:00	1375.8		
1/28/2016 1:00	1276.4		
1/28/2016 2:00	855.1		
1/28/2016 3:00	883.3		
1/28/2016 4:00	1005.3		
1/28/2016 5:00	1257.4		
1/28/2016 6:00	1467.9		
1/28/2016 7:00	1501.6		
1/28/2016 8:00	1353.4		
1/28/2016 9:00	1667		
1/28/2016 10:00	1802.8		
1/28/2016 11:00	1693		
1/28/2016 12:00	1620.1		
1/28/2016 13:00	1652.9		
1/28/2016 14:00	1569.3		
1/28/2016 15:00	1552.2		
1/28/2016 16:00	1552.3		
1/28/2016 17:00	1646.7		
1/28/2016 18:00	1598.3		
1/28/2016 19:00	1609		
1/28/2016 20:00	1615		
1/28/2016 21:00	1471.1		
1/28/2016 22:00	1074.4		
1/28/2016 23:00	1064.9	1410	893.7

	Units 1&2 Combined		
Time	(Part 60 Data)	Day Count	
1/29/2016 0:00	922.1		
1/29/2016 1:00	833		
1/29/2016 2:00	774.2		
1/29/2016 3:00	780.9		
1/29/2016 4:00	1048.8		
1/29/2016 5:00	1344.8		
1/29/2016 6:00	1484		
1/29/2016 7:00	1511		
1/29/2016 8:00	1369.6		
1/29/2016 9:00	1406.6		
1/29/2016 10:00	1565.4		
1/29/2016 11:00	1594.2		
1/29/2016 12:00	1552.8		
1/29/2016 13:00	1467		
1/29/2016 14:00	1458.6		
1/29/2016 15:00	1389.1		
1/29/2016 16:00	1488.2		
1/29/2016 17:00	1528.5		
1/29/2016 18:00	1598.4		
1/29/2016 19:00	1489.1		
1/29/2016 20:00	1429.3		
1/29/2016 21:00	1293		
1/29/2016 22:00	1158.7		
1/29/2016 23:00	1087	1411	918.4
1/30/2016 0:00	1066.5		
1/30/2016 1:00	1107		
1/30/2016 2:00	1149.3		
1/30/2016 3:00	1289.9		
1/30/2016 4:00	1445		
1/30/2016 5:00	1368.9		
1/30/2016 6:00	1473.5		
1/30/2016 7:00	1616.4		
1/30/2016 8:00	1497.5		
1/30/2016 9:00	1618.2		
1/30/2016 10:00	1529.4		
1/30/2016 11:00	1454.3		
1/30/2016 12:00	1347.9		
1/30/2016 13:00	1257.6		
1/30/2016 14:00	1295.1		
1/30/2016 15:00	1347.2		
1/30/2016 16:00	1343		
1/30/2016 17:00	1353.1		
1/30/2016 18:00	1483.9		
1/30/2016 19:00	1497.3		
1/30/2016 20:00	1311.7		

	Units 1&2 Combined			
Time	(Part 60 Data)	Day Count		
1/30/2016 21:00	1143			
1/30/2016 22:00	1163.9			
1/30/2016 23:00	902	1412		947.0
1/31/2016 0:00	605.4			
1/31/2016 1:00	482.2			
1/31/2016 2:00	546.5			
1/31/2016 3:00	578.5			
1/31/2016 4:00	562.2			
1/31/2016 5:00	577.3			
1/31/2016 6:00	625.1			
1/31/2016 7:00	746.4			
1/31/2016 8:00	900.5			
1/31/2016 9:00	991.2			
1/31/2016 10:00	853.2			
1/31/2016 11:00	849.3			
1/31/2016 12:00	957.4			
1/31/2016 13:00	916.1			
1/31/2016 14:00	884			
1/31/2016 15:00	849.8			
1/31/2016 16:00	883.2			
1/31/2016 17:00	992.5			
1/31/2016 18:00	1442.8			
1/31/2016 19:00	1375.7			
1/31/2016 20:00	1205			
1/31/2016 21:00	816.8			
1/31/2016 22:00	504.3			
1/31/2016 23:00	510.2	1413		957.9
2/1/2016 0:00	527			
2/1/2016 1:00	520.7			
2/1/2016 2:00	515.5			
2/1/2016 3:00	529.1			
2/1/2016 4:00	517.9			
2/1/2016 5:00	1050.6			
2/1/2016 6:00	1445.6			
2/1/2016 7:00	1541.9			
2/1/2016 8:00	1514.5			
2/1/2016 9:00	1468.4			
2/1/2016 10:00	1415.8			
2/1/2016 11:00	1438.7			
2/1/2016 12:00	1502.2			
2/1/2016 13:00	1387.6			
2/1/2016 14:00	1424			
2/1/2016 15:00	1428.7			
2/1/2016 16:00	1403.5			
2/1/2016 17:00	1444.7			

	Units 1&2 Combined			
Time	(Part 60 Data)	Day Count		
2/1/2016 18:00	1668.1			
2/1/2016 19:00	1658			
2/1/2016 20:00	1583.5			
2/1/2016 21:00	1360.9			
2/1/2016 22:00	1226.4			
2/1/2016 23:00	994.8	1414		990.6
2/2/2016 0:00	866			
2/2/2016 1:00	381.9			
2/2/2016 2:00	434.7			
2/2/2016 3:00	412			
2/2/2016 4:00	487.7			
2/2/2016 5:00	857.4			
2/2/2016 6:00	1034.2			
2/2/2016 7:00	1372.4			
2/2/2016 8:00	1255.8			
2/2/2016 9:00	887.6			
2/2/2016 10:00	969.2			
2/2/2016 11:00	1236.2			
2/2/2016 12:00	1202.6			
2/2/2016 13:00	1124			
2/2/2016 14:00	1115.7			
2/2/2016 15:00	1023.7			
2/2/2016 16:00	928.9			
2/2/2016 17:00	1244.8			
2/2/2016 18:00	1493			
2/2/2016 19:00	1460.1			
2/2/2016 20:00	1271			
2/2/2016 21:00	1199.4			
2/2/2016 22:00	738.8			
2/2/2016 23:00	540.8	1415		1005.3
2/3/2016 0:00	438.2			
2/3/2016 1:00	494			
2/3/2016 2:00	501.2			
2/3/2016 3:00	525.9			
2/3/2016 4:00	515.4			
2/3/2016 5:00	514.9			
2/3/2016 6:00	724.5			
2/3/2016 7:00	1100.4			
2/3/2016 8:00	998.6			
2/3/2016 9:00	845.1			
2/3/2016 10:00	838.7			
2/3/2016 11:00	873.2			
2/3/2016 12:00	847.5			
2/3/2016 13:00	1168.5			
2/3/2016 14:00	1194.7			

	Units 1&2 Combined			
Time	(Part 60 Data)	Day Count		
2/3/2016 15:00	1149.2			
2/3/2016 16:00	1349			
2/3/2016 17:00	1392.2			
2/3/2016 18:00	1707.5			
2/3/2016 19:00	1560.3			
2/3/2016 20:00	1358.9			
2/3/2016 21:00	1120.3			
2/3/2016 22:00	724			
2/3/2016 23:00	477.2	1416		1004.5
2/4/2016 0:00	546.6			
2/4/2016 1:00	537.8			
2/4/2016 2:00	548.3			
2/4/2016 3:00	566.4			
2/4/2016 4:00	556.7			
2/4/2016 5:00	684.7			
2/4/2016 6:00	1059.4			
2/4/2016 7:00	1375			
2/4/2016 8:00	1415.7			
2/4/2016 9:00	1387.3			
2/4/2016 10:00	1537.7			
2/4/2016 11:00	1758			
2/4/2016 12:00	1789.1			
2/4/2016 13:00	1561.9			
2/4/2016 14:00	1594.9			
2/4/2016 15:00	1691.5			
2/4/2016 16:00	1759.5			
2/4/2016 17:00	1712.2			
2/4/2016 18:00	1675.1			
2/4/2016 19:00	1863.7			
2/4/2016 20:00	1686.7			
2/4/2016 21:00	1713.6			
2/4/2016 22:00	1486.5			
2/4/2016 23:00	1336.3	1417		1008.0
2/5/2016 0:00	1221			
2/5/2016 1:00	976.2			
2/5/2016 2:00	817			
2/5/2016 3:00	881.9			
2/5/2016 4:00	935.8			
2/5/2016 5:00	1192.6			
2/5/2016 6:00	1585.7			
2/5/2016 7:00	1595.8			
2/5/2016 8:00	1732.6			
2/5/2016 9:00	1711.6			
2/5/2016 10:00	1674.1			
2/5/2016 11:00	1709.4			

	Units 1&2 Combined			
Time	(Part 60 Data)	Day Count		
2/5/2016 12:00	1608.2			
2/5/2016 13:00	1548.7			
2/5/2016 14:00	1563.2			
2/5/2016 15:00	1569.4			
2/5/2016 16:00	1537.5			
2/5/2016 17:00	1613.2			
2/5/2016 18:00	1705.8			
2/5/2016 19:00	1639			
2/5/2016 20:00	1563.1			
2/5/2016 21:00	1912.2			
2/5/2016 22:00	1476.1			
2/5/2016 23:00	1242.2	1418		1034.9
2/6/2016 0:00	1231.5			
2/6/2016 1:00	1171.4			
2/6/2016 2:00	1190.7			
2/6/2016 3:00	1195.1			
2/6/2016 4:00	1129.5			
2/6/2016 5:00	1271.8			
2/6/2016 6:00	1208.5			
2/6/2016 7:00	1323.8			
2/6/2016 8:00	1423.6			
2/6/2016 9:00	1048.6			
2/6/2016 10:00	1117			
2/6/2016 11:00	1154.7			
2/6/2016 12:00	1052.8			
2/6/2016 13:00	817.5			
2/6/2016 14:00	662.1			
2/6/2016 15:00	574.1			
2/6/2016 16:00	624			
2/6/2016 17:00	831.9			
2/6/2016 18:00	1378.2			
2/6/2016 19:00	1646			
2/6/2016 20:00	1559			
2/6/2016 21:00	1686.9			
2/6/2016 22:00	1427.1			
2/6/2016 23:00	1316.5	1419		1049.2
2/7/2016 0:00	1016.3			
2/7/2016 1:00	1105.9			
2/7/2016 2:00	990			
2/7/2016 3:00	1165.8			
2/7/2016 4:00	981.2			
2/7/2016 5:00	1212.2			
2/7/2016 6:00	1163.3			
2/7/2016 7:00	1287.5			
2/7/2016 8:00	1404.9			

	Units 1&2 Combined			
Time	(Part 60 Data)	Day Count		
2/7/2016 9:00	1618.2			
2/7/2016 10:00	1471.3			
2/7/2016 11:00	1484.4			
2/7/2016 12:00	1507.4			
2/7/2016 13:00	1367			
2/7/2016 14:00	1081.6			
2/7/2016 15:00	1362.8			
2/7/2016 16:00	1193			
2/7/2016 17:00	1465.8			
2/7/2016 18:00	1584.7			
2/7/2016 19:00	1622.3			
2/7/2016 20:00	1538.7			
2/7/2016 21:00	1304.3			
2/7/2016 22:00	1330.2			
2/7/2016 23:00	1071.5	1420		1067.4
2/8/2016 0:00	940.5			
2/8/2016 1:00	842.6			
2/8/2016 2:00	859.3			
2/8/2016 3:00	996.7			
2/8/2016 4:00	931.5			
2/8/2016 5:00	1217.9			
2/8/2016 6:00	1602.4			
2/8/2016 7:00	1683.6			
2/8/2016 8:00	1539.1			
2/8/2016 9:00	1614.6			
2/8/2016 10:00	1531.9			
2/8/2016 11:00	1303.5			
2/8/2016 12:00	1317.2			
2/8/2016 13:00	1324.3			
2/8/2016 14:00	1337.6			
2/8/2016 15:00	1466.3			
2/8/2016 16:00	1452.6			
2/8/2016 17:00	1503.8			
2/8/2016 18:00	2002.5			
2/8/2016 19:00	1651.9			
2/8/2016 20:00	1544.6			
2/8/2016 21:00	1599.5			
2/8/2016 22:00	1379.5			
2/8/2016 23:00	1288	1421		1095.0
2/9/2016 0:00	1153.3			
2/9/2016 1:00	900.4			
2/9/2016 2:00	1107.6			
2/9/2016 3:00	1056.1			
2/9/2016 4:00	1040.2			
2/9/2016 5:00	1145.5			

	Units 1&2 Combined	
Time	(Part 60 Data)	Day Count
2/9/2016 6:00	1336.6	
2/9/2016 7:00	1892	
2/9/2016 8:00	1841	
2/9/2016 9:00	2208.4	
2/9/2016 10:00	1528.9	
2/9/2016 11:00	1577.6	
2/9/2016 12:00	1642.1	
2/9/2016 13:00	1556.6	
2/9/2016 14:00	1508.9	
2/9/2016 15:00	1534.5	
2/9/2016 16:00	1525.7	
2/9/2016 17:00	1421.5	
2/9/2016 18:00	1731.6	
2/9/2016 19:00	1667.4	
2/9/2016 20:00	1552.8	
2/9/2016 21:00	1566.4	
2/9/2016 22:00	1254.6	
2/9/2016 23:00	1428.5	1422 1125.4
2/10/2016 0:00	1282.7	
2/10/2016 1:00	1310.6	
2/10/2016 2:00	1297.1	
2/10/2016 3:00	1407	
2/10/2016 4:00	1326.9	
2/10/2016 5:00	1426.8	
2/10/2016 6:00	1597.8	
2/10/2016 7:00	1583.1	
2/10/2016 8:00	1693.2	
2/10/2016 9:00	1563.2	
2/10/2016 10:00	1673.3	
2/10/2016 11:00	1545	
2/10/2016 12:00	1573.4	
2/10/2016 13:00	1527.7	
2/10/2016 14:00	1502.2	
2/10/2016 15:00	1557.1	
2/10/2016 16:00	1500.8	
2/10/2016 17:00	1597.2	
2/10/2016 18:00	1680.1	
2/10/2016 19:00	1584.2	
2/10/2016 20:00	1673.2	
2/10/2016 21:00	1648.3	
2/10/2016 22:00	1542.7	
2/10/2016 23:00	1489.6	1423 1149.2
2/11/2016 0:00	1635.1	
2/11/2016 1:00	1550.8	
2/11/2016 2:00	1553	

	Units 1&2 Combined			
Time	(Part 60 Data)	Day Count		
2/11/2016 3:00	1336.4			
2/11/2016 4:00	1315.4			
2/11/2016 5:00	1355.8			
2/11/2016 6:00	1434.7			
2/11/2016 7:00	1640			
2/11/2016 8:00	1549.9			
2/11/2016 9:00	1614.1			
2/11/2016 10:00	1581.9			
2/11/2016 11:00	1671.5			
2/11/2016 12:00	1672.5			
2/11/2016 13:00	1609.2			
2/11/2016 14:00	1584			
2/11/2016 15:00	1586.1			
2/11/2016 16:00	1526.3			
2/11/2016 17:00	1536.8			
2/11/2016 18:00	1702			
2/11/2016 19:00	1558.9			
2/11/2016 20:00	1611.1			
2/11/2016 21:00	1639.5			
2/11/2016 22:00	1561.8			
2/11/2016 23:00	1632.7	1424		1175.6
2/12/2016 0:00	1673.4			
2/12/2016 1:00	1427.1			
2/12/2016 2:00	1651.9			
2/12/2016 3:00	1731.9			
2/12/2016 4:00	1623.8			
2/12/2016 5:00	1510.9			
2/12/2016 6:00	1722.4			
2/12/2016 7:00	1515.9			
2/12/2016 8:00	1472.5			
2/12/2016 9:00	1629.6			
2/12/2016 10:00	1626.9			
2/12/2016 11:00	1523.3			
2/12/2016 12:00	1643.9			
2/12/2016 13:00	1511.3			
2/12/2016 14:00	1619.6			
2/12/2016 15:00	1556.2			
2/12/2016 16:00	1577.5			
2/12/2016 17:00	1528			
2/12/2016 18:00	1627.6			
2/12/2016 19:00	1572.5			
2/12/2016 20:00	1581.7			
2/12/2016 21:00	1687.7			
2/12/2016 22:00	1414.5			
2/12/2016 23:00	1144	1425		1201.5

	Units 1&2 Combined		
Time	(Part 60 Data)	Day Count	
2/13/2016 0:00	1395.4		
2/13/2016 1:00	1274.1		
2/13/2016 2:00	1220.8		
2/13/2016 3:00	1327.9		
2/13/2016 4:00	1246.2		
2/13/2016 5:00	1261.3		
2/13/2016 6:00	1388		
2/13/2016 7:00	1410.3		
2/13/2016 8:00	1532.1		
2/13/2016 9:00	1518.3		
2/13/2016 10:00	1465.6		
2/13/2016 11:00	1493.9		
2/13/2016 12:00	1480		
2/13/2016 13:00	1522.5		
2/13/2016 14:00	1525.4		
2/13/2016 15:00	1594.5		
2/13/2016 16:00	1543.1		
2/13/2016 17:00	1488.1		
2/13/2016 18:00	1730.3		
2/13/2016 19:00	1519.4		
2/13/2016 20:00	1570.1		
2/13/2016 21:00	1652.6		
2/13/2016 22:00	1532.5		
2/13/2016 23:00	1571.4	1426	1228.6
2/14/2016 0:00	1599.1		
2/14/2016 1:00	1539		
2/14/2016 2:00	1568		
2/14/2016 3:00	1693.6		
2/14/2016 4:00	1621.5		
2/14/2016 5:00	1732.8		
2/14/2016 6:00	3923.5		
2/14/2016 7:00	1748.8		
2/14/2016 8:00	1532		
2/14/2016 9:00	1491.2		
2/14/2016 10:00	1730.2		
2/14/2016 11:00	1516.4		
2/14/2016 12:00	1647.4		
2/14/2016 13:00	1468.9		
2/14/2016 14:00	1480.3		
2/14/2016 15:00	1586.6		
2/14/2016 16:00	1548		
2/14/2016 17:00	1667		
2/14/2016 18:00	1569.5		
2/14/2016 19:00	1624.5		
2/14/2016 20:00	1609.1		

	Units 1&2 Combined			
Time	(Part 60 Data)	Day Count		
2/14/2016 21:00	1477.6			
2/14/2016 22:00	1604.1			
2/14/2016 23:00	1535.3	1427		1258.8
2/15/2016 0:00	1598.9			
2/15/2016 1:00	1566.2			
2/15/2016 2:00	1525.6			
2/15/2016 3:00	1717.6			
2/15/2016 4:00	1475.8			
2/15/2016 5:00	1591.2			
2/15/2016 6:00	1585.6			
2/15/2016 7:00	1564.5			
2/15/2016 8:00	1603			
2/15/2016 9:00	1649.1			
2/15/2016 10:00	1590			
2/15/2016 11:00	1636.7			
2/15/2016 12:00	1620.9			
2/15/2016 13:00	1502.5			
2/15/2016 14:00	1700.2			
2/15/2016 15:00	1690.4			
2/15/2016 16:00	1614.6			
2/15/2016 17:00	1717.1			
2/15/2016 18:00	1652.6			
2/15/2016 19:00	1623.5			
2/15/2016 20:00	1598.1			
2/15/2016 21:00	1524.9			
2/15/2016 22:00	1583.2			
2/15/2016 23:00	1311.2	1428		1286.7
2/16/2016 0:00	1255.2			
2/16/2016 1:00	1214.4			
2/16/2016 2:00	1197.8			
2/16/2016 3:00	1159.4			
2/16/2016 4:00	1156.7			
2/16/2016 5:00	1165.1			
2/16/2016 6:00	1272.7			
2/16/2016 7:00	1392.6			
2/16/2016 8:00	1432.7			
2/16/2016 9:00	1513.4			
2/16/2016 10:00	2512.3			
2/16/2016 11:00	2786.9			
2/16/2016 12:00	1598.6			
2/16/2016 13:00	1496			
2/16/2016 14:00	1531.6			
2/16/2016 15:00	1499.8			
2/16/2016 16:00	1486			
2/16/2016 17:00	1691.4			

	Units 1&2 Combined			
Time	(Part 60 Data)	Day Count		
2/16/2016 18:00	1588.2			
2/16/2016 19:00	1544.9			
2/16/2016 20:00	1484.2			
2/16/2016 21:00	1426.8			
2/16/2016 22:00	1196.5			
2/16/2016 23:00	1131.2	1429		1301.2
2/17/2016 0:00	899.4			
2/17/2016 1:00	689.8			
2/17/2016 2:00	748.2			
2/17/2016 3:00	869.3			
2/17/2016 4:00	830.3			
2/17/2016 5:00	976.2			
2/17/2016 6:00	1090.1			
2/17/2016 7:00	1345.4			
2/17/2016 8:00	1427.4			
2/17/2016 9:00	1177.4			
2/17/2016 10:00	1241.6			
2/17/2016 11:00	1273.4			
2/17/2016 12:00	1162.5			
2/17/2016 13:00	1199.3			
2/17/2016 14:00	985.5			
2/17/2016 15:00	1089.4			
2/17/2016 16:00	1200.9			
2/17/2016 17:00	1340.6			
2/17/2016 18:00	1920.6			
2/17/2016 19:00	1525.3			
2/17/2016 20:00	1412.7			
2/17/2016 21:00	1479.2			
2/17/2016 22:00	1208.5			
2/17/2016 23:00	854.5	1430		1285.8
2/18/2016 0:00	904.2			
2/18/2016 1:00	761.3			
2/18/2016 2:00	796.6			
2/18/2016 3:00	926.5			
2/18/2016 4:00	806.7			
2/18/2016 5:00	817.7			
2/18/2016 6:00	1036.4			
2/18/2016 7:00	1306.6			
2/18/2016 8:00	1288.4			
2/18/2016 9:00	1101.6			
2/18/2016 10:00	989.8			
2/18/2016 11:00	1069.8			
2/18/2016 12:00	1037.7			
2/18/2016 13:00	983.6			
2/18/2016 14:00	987.9			

	Units 1&2 Combined			
Time	(Part 60 Data)	Day Count		
2/18/2016 15:00	946.9			
2/18/2016 16:00	1000.6			
2/18/2016 17:00	1017.7			
2/18/2016 18:00	1201.9			
2/18/2016 19:00	1203.1			
2/18/2016 20:00	1204.5			
2/18/2016 21:00	1217.9			
2/18/2016 22:00	1061.9			
2/18/2016 23:00	845.5	1431		1267.7
2/19/2016 0:00	867.5			
2/19/2016 1:00	865.5			
2/19/2016 2:00	917.9			
2/19/2016 3:00	1034.2			
2/19/2016 4:00	1004.1			
2/19/2016 5:00	975.3			
2/19/2016 6:00	1352.9			
2/19/2016 7:00	1806.7			
2/19/2016 8:00	1541.8			
2/19/2016 9:00	1502.1			
2/19/2016 10:00	1210			
2/19/2016 11:00	1309.8			
2/19/2016 12:00	1189.5			
2/19/2016 13:00	1114.8			
2/19/2016 14:00	1043.2			
2/19/2016 15:00	1029.1			
2/19/2016 16:00	935.3			
2/19/2016 17:00	972.3			
2/19/2016 18:00	1026.5			
2/19/2016 19:00	962.5			
2/19/2016 20:00	907.1			
2/19/2016 21:00	947.3			
2/19/2016 22:00	833.4			
2/19/2016 23:00	872.5	1432		1250.4
2/20/2016 0:00	827.7			
2/20/2016 1:00	662.1			
2/20/2016 2:00	599.5			
2/20/2016 3:00	633.2			
2/20/2016 4:00	578.9			
2/20/2016 5:00	568.3			
2/20/2016 6:00	655.5			
2/20/2016 7:00	650.6			
2/20/2016 8:00	707.2			
2/20/2016 9:00	802.4			
2/20/2016 10:00	937.7			
2/20/2016 11:00	738.3			

	Units 1&2 Combined			
Time	(Part 60 Data)	Day Count		
2/20/2016 12:00	724.1			
2/20/2016 13:00	659.9			
2/20/2016 14:00	679.6			
2/20/2016 15:00	666.2			
2/20/2016 16:00	661.3			
2/20/2016 17:00	667			
2/20/2016 18:00	661.9			
2/20/2016 19:00	802.5			
2/20/2016 20:00	822.8			
2/20/2016 21:00	762.7			
2/20/2016 22:00	628.7			
2/20/2016 23:00	637.7	1433		1226.0
2/21/2016 0:00	603.2			
2/21/2016 1:00	552.3			
2/21/2016 2:00	553.9			
2/21/2016 3:00	587			
2/21/2016 4:00	549.7			
2/21/2016 5:00	539.6			
2/21/2016 6:00	630.6			
2/21/2016 7:00	551.9			
2/21/2016 8:00	473.1			
2/21/2016 9:00	611.6			
2/21/2016 10:00	648.5			
2/21/2016 11:00	682			
2/21/2016 12:00	658.8			
2/21/2016 13:00	650.6			
2/21/2016 14:00	659.4			
2/21/2016 15:00	687			
2/21/2016 16:00	768.6			
2/21/2016 17:00	788.7			
2/21/2016 18:00	953.3			
2/21/2016 19:00	1542.1			
2/21/2016 20:00	1353.1			
2/21/2016 21:00	1297.8			
2/21/2016 22:00	1197.1			
2/21/2016 23:00	1063.9	1434		1215.0
2/22/2016 0:00	734.8			
2/22/2016 1:00	613.4			
2/22/2016 2:00	484			
2/22/2016 3:00	605.7			
2/22/2016 4:00	571.2			
2/22/2016 5:00	668.6			
2/22/2016 6:00	955			
2/22/2016 7:00	1283.9			
2/22/2016 8:00	1331			

	Units 1&2 Combined			
Time	(Part 60 Data)	Day Count		
2/22/2016 9:00	1387.4			
2/22/2016 10:00	1278.7			
2/22/2016 11:00	1381.3			
2/22/2016 12:00	1388.2			
2/22/2016 13:00	1302.2			
2/22/2016 14:00	1247.5			
2/22/2016 15:00	1226.6			
2/22/2016 16:00	1329.7			
2/22/2016 17:00	1322.2			
2/22/2016 18:00	1509.8			
2/22/2016 19:00	1462.2			
2/22/2016 20:00	1329.9			
2/22/2016 21:00	1330.9			
2/22/2016 22:00	1064.5			
2/22/2016 23:00	752.2	1435		1216.7
2/23/2016 0:00	512.7			
2/23/2016 1:00	509.3			
2/23/2016 2:00	484.9			
2/23/2016 3:00	478.5			
2/23/2016 4:00	431.9			
2/23/2016 5:00	519.4			
2/23/2016 6:00	719.8			
2/23/2016 7:00	1055.7			
2/23/2016 8:00	1373.3			
2/23/2016 9:00	1327.6			
2/23/2016 10:00	1319			
2/23/2016 11:00	1330.5			
2/23/2016 12:00	1122.1			
2/23/2016 13:00	1044.9			
2/23/2016 14:00	936.2			
2/23/2016 15:00	1048			
2/23/2016 16:00	1154.2			
2/23/2016 17:00	1152.4			
2/23/2016 18:00	1505.7			
2/23/2016 19:00	1311.5			
2/23/2016 20:00	1292.2			
2/23/2016 21:00	1103.4			
2/23/2016 22:00	958.3			
2/23/2016 23:00	746	1436		1218.7
2/24/2016 0:00	460.3			
2/24/2016 1:00	449.2			
2/24/2016 2:00	438.6			
2/24/2016 3:00	459.8			
2/24/2016 4:00	457.4			
2/24/2016 5:00	555.3			

	Units 1&2 Combined		
Time	(Part 60 Data)	Day Count	
2/24/2016 6:00	1014.3		
2/24/2016 7:00	1397.4		
2/24/2016 8:00	1285.8		
2/24/2016 9:00	1178.9		
2/24/2016 10:00	1278.9		
2/24/2016 11:00	1467.1		
2/24/2016 12:00	1250.4		
2/24/2016 13:00	1370.9		
2/24/2016 14:00	1376.7		
2/24/2016 15:00	1281.6		
2/24/2016 16:00	1340.4		
2/24/2016 17:00	1275.4		
2/24/2016 18:00	1499.5		
2/24/2016 19:00	1544.1		
2/24/2016 20:00	1440.9		
2/24/2016 21:00	1133		
2/24/2016 22:00	1212.9		
2/24/2016 23:00	955.3	1437	1222.5
2/25/2016 0:00	746.8		
2/25/2016 1:00	816.3		
2/25/2016 2:00	735.5		
2/25/2016 3:00	761.7		
2/25/2016 4:00	768.6		
2/25/2016 5:00	877.4		
2/25/2016 6:00	1055.1		
2/25/2016 7:00	1390.9		
2/25/2016 8:00	1415.5		
2/25/2016 9:00	1613.2		
2/25/2016 10:00	1916.3		
2/25/2016 11:00	1968.9		
2/25/2016 12:00	1723.6		
2/25/2016 13:00	1756.3		
2/25/2016 14:00	1558.6		
2/25/2016 15:00	1552.3		
2/25/2016 16:00	1614.8		
2/25/2016 17:00	1650.3		
2/25/2016 18:00	1723		
2/25/2016 19:00	1615.2		
2/25/2016 20:00	1940.8		
2/25/2016 21:00	1835.4		
2/25/2016 22:00	1591.5		
2/25/2016 23:00	1800.8	1438	1244.2
2/26/2016 0:00	1217.1		
2/26/2016 1:00	1231.8		
2/26/2016 2:00	941.4		

	Units 1&2 Combined			
Time	(Part 60 Data)	Day Count		
2/26/2016 3:00	800.4			
2/26/2016 4:00	818.8			
2/26/2016 5:00	923.2			
2/26/2016 6:00	1086.4			
2/26/2016 7:00	1566.7			
2/26/2016 8:00	1779.2			
2/26/2016 9:00	1715.1			
2/26/2016 10:00	1831.8			
2/26/2016 11:00	1781.8			
2/26/2016 12:00	1747.2			
2/26/2016 13:00	1770.5			
2/26/2016 14:00	1793.1			
2/26/2016 15:00	1745.9			
2/26/2016 16:00	1761.4			
2/26/2016 17:00	1768.1			
2/26/2016 18:00	1827.7			
2/26/2016 19:00	1729.6			
2/26/2016 20:00	1729.9			
2/26/2016 21:00	1783.3			
2/26/2016 22:00	1666.2			
2/26/2016 23:00	1432.6	1439		1263.5
2/27/2016 0:00	1677.3			
2/27/2016 1:00	1558.6			
2/27/2016 2:00	1547.5			
2/27/2016 3:00	1391.7			
2/27/2016 4:00	1300.1			
2/27/2016 5:00	1489.2			
2/27/2016 6:00	1424.7			
2/27/2016 7:00	1343.1			
2/27/2016 8:00	1328.7			
2/27/2016 9:00	1513.9			
2/27/2016 10:00	1422.1			
2/27/2016 11:00	1396.9			
2/27/2016 12:00	1387.8			
2/27/2016 13:00	1252.3			
2/27/2016 14:00	1039.8			
2/27/2016 15:00	825.6			
2/27/2016 16:00	916.8			
2/27/2016 17:00	942.8			
2/27/2016 18:00	1055.1			
2/27/2016 19:00	1236			
2/27/2016 20:00	1198.3			
2/27/2016 21:00	1178.3			
2/27/2016 22:00	967.9			
2/27/2016 23:00	790.5	1440		1258.0

	Units 1&2 Combined			
Time	(Part 60 Data)	Day Count		
2/28/2016 0:00	759.2			
2/28/2016 1:00	600			
2/28/2016 2:00	554			
2/28/2016 3:00	574.6			
2/28/2016 4:00	543.7			
2/28/2016 5:00	592.9			
2/28/2016 6:00	668			
2/28/2016 7:00	598.6			
2/28/2016 8:00	661.9			
2/28/2016 9:00	658.2			
2/28/2016 10:00	668.9			
2/28/2016 11:00	643.7			
2/28/2016 12:00	630.2			
2/28/2016 13:00	643.9			
2/28/2016 14:00	636.5			
2/28/2016 15:00	655.3			
2/28/2016 16:00	645.5			
2/28/2016 17:00	638.9			
2/28/2016 18:00	650.6			
2/28/2016 19:00	851			
2/28/2016 20:00	911			
2/28/2016 21:00	765.5			
2/28/2016 22:00	630.6			
2/28/2016 23:00	521.2	1441	1235.9	
2/29/2016 0:00	581.4			
2/29/2016 1:00	559.3			
2/29/2016 2:00	554.1			
2/29/2016 3:00	552.4			
2/29/2016 4:00	554.9			
2/29/2016 5:00	559.7			
2/29/2016 6:00	880			
2/29/2016 7:00	1383.1			
2/29/2016 8:00	1574.4			
2/29/2016 9:00	1511			
2/29/2016 10:00	1462.5			
2/29/2016 11:00	1243.4			
2/29/2016 12:00	1031.4			
2/29/2016 13:00	955.2			
2/29/2016 14:00	820.9			
2/29/2016 15:00	715			
2/29/2016 16:00	492.7			
2/29/2016 17:00	499.2			
2/29/2016 18:00	586.5			
2/29/2016 19:00	558.9			
2/29/2016 20:00	801.7			

	Units 1&2 Combined			
Time	(Part 60 Data)	Day Count		
2/29/2016 21:00	806.1			
2/29/2016 22:00	746.5			
2/29/2016 23:00	531.8	1442		1219.1
3/1/2016 0:00	472.7			
3/1/2016 1:00	430.6			
3/1/2016 2:00	450.6			
3/1/2016 3:00	487.5			
3/1/2016 4:00	661.1			
3/1/2016 5:00	768.6			
3/1/2016 6:00	1352.3			
3/1/2016 7:00	1241			
3/1/2016 8:00	1451			
3/1/2016 9:00	1149			
3/1/2016 10:00	965.2			
3/1/2016 11:00	1139.3			
3/1/2016 12:00	1051.5			
3/1/2016 13:00	898.3			
3/1/2016 14:00	841			
3/1/2016 15:00	862.5			
3/1/2016 16:00	875.8			
3/1/2016 17:00	983			
3/1/2016 18:00	1204			
3/1/2016 19:00	1497.7			
3/1/2016 20:00	1538.8			
3/1/2016 21:00	1292.7			
3/1/2016 22:00	752.9			
3/1/2016 23:00	671.7	1443		1223.8
3/2/2016 0:00	600.4			
3/2/2016 1:00	420.5			
3/2/2016 2:00	428			
3/2/2016 3:00	472.4			
3/2/2016 4:00	444.5			
3/2/2016 5:00	585.8			
3/2/2016 6:00	751.6			
3/2/2016 7:00	1403.1			
3/2/2016 8:00	1538.9			
3/2/2016 9:00	954.3			
3/2/2016 10:00	875.7			
3/2/2016 11:00	878.8			
3/2/2016 12:00	973.9			
3/2/2016 13:00	1234.9			
3/2/2016 14:00	1345.5			
3/2/2016 15:00	1178.9			
3/2/2016 16:00	1124.6			
3/2/2016 17:00	1343.7			

	Units 1&2 Combined			
Time	(Part 60 Data)	Day Count		
3/2/2016 18:00	1300.4			
3/2/2016 19:00	1354.8			
3/2/2016 20:00	1362.6			
3/2/2016 21:00	1383.7			
3/2/2016 22:00	1270.2			
3/2/2016 23:00	1226.5	1444		1216.7
3/3/2016 0:00	1204.6			
3/3/2016 1:00	1083.9			
3/3/2016 2:00	1005.2			
3/3/2016 3:00	886.3			
3/3/2016 4:00	965			
3/3/2016 5:00	1044.3			
3/3/2016 6:00	1192.3			
3/3/2016 7:00	1408.5			
3/3/2016 8:00	1048.4			
3/3/2016 9:00	1390.2			
3/3/2016 10:00	1214.8			
3/3/2016 11:00	1158.1			
3/3/2016 12:00	1058.3			
3/3/2016 13:00	1182.9			
3/3/2016 14:00	1280.8			
3/3/2016 15:00	1328.5			
3/3/2016 16:00	1138.1			
3/3/2016 17:00	1082			
3/3/2016 18:00	1389.2			
3/3/2016 19:00	1425.6			
3/3/2016 20:00	1279.4			
3/3/2016 21:00	1282.6			
3/3/2016 22:00	788.3			
3/3/2016 23:00	1002.3	1445		1222.7
3/4/2016 0:00	755.2			
3/4/2016 1:00	737.6			
3/4/2016 2:00	999.5			
3/4/2016 3:00	925			
3/4/2016 4:00	805.6			
3/4/2016 5:00	849.4			
3/4/2016 6:00	892.2			
3/4/2016 7:00	1405.1			
3/4/2016 8:00	1953.6			
3/4/2016 9:00	1489.8			
3/4/2016 10:00	1246.4			
3/4/2016 11:00	1107			
3/4/2016 12:00	1184.2			
3/4/2016 13:00	894.5			
3/4/2016 14:00	1051.2			

	Units 1&2 Combined			
Time	(Part 60 Data)	Day Count		
3/4/2016 15:00	1405.9			
3/4/2016 16:00	1298.8			
3/4/2016 17:00	1178.6			
3/4/2016 18:00	1271			
3/4/2016 19:00	1326.1			
3/4/2016 20:00	1376			
3/4/2016 21:00	1607.5			
3/4/2016 22:00	1261.3			
3/4/2016 23:00	934.8	1446		1230.4
3/5/2016 0:00	1210			
3/5/2016 1:00	1071			
3/5/2016 2:00	977.2			
3/5/2016 3:00	1112.1			
3/5/2016 4:00	892.1			
3/5/2016 5:00	959.2			
3/5/2016 6:00	1031.7			
3/5/2016 7:00	914.5			
3/5/2016 8:00	1160			
3/5/2016 9:00	1223.4			
3/5/2016 10:00	1195			
3/5/2016 11:00	1230.7			
3/5/2016 12:00	1137.5			
3/5/2016 13:00	1169.2			
3/5/2016 14:00	1140.8			
3/5/2016 15:00	1139.7			
3/5/2016 16:00	1109.5			
3/5/2016 17:00	1123.1			
3/5/2016 18:00	1202.2			
3/5/2016 19:00	1292.3			
3/5/2016 20:00	1150.8			
3/5/2016 21:00	1065.9			
3/5/2016 22:00	1168.4			
3/5/2016 23:00	1053.8	1447		1223.3
3/6/2016 0:00	947			
3/6/2016 1:00	986.1			
3/6/2016 2:00	987.7			
3/6/2016 3:00	1095.3			
3/6/2016 4:00	1059.7			
3/6/2016 5:00	1076.5			
3/6/2016 6:00	1060.2			
3/6/2016 7:00	835			
3/6/2016 8:00	1011.9			
3/6/2016 9:00	1302			
3/6/2016 10:00	1148.9			
3/6/2016 11:00	1101.5			

	Units 1&2 Combined			
Time	(Part 60 Data)	Day Count		
3/6/2016 12:00	1130.6			
3/6/2016 13:00	1082.4			
3/6/2016 14:00	828.2			
3/6/2016 15:00	718.2			
3/6/2016 16:00	809.5			
3/6/2016 17:00	846.7			
3/6/2016 18:00	1127.2			
3/6/2016 19:00	965.2			
3/6/2016 20:00	893			
3/6/2016 21:00	1124.7			
3/6/2016 22:00	1020.9			
3/6/2016 23:00	899.5	1448		1208.1
3/7/2016 0:00	797.7			
3/7/2016 1:00	729.5			
3/7/2016 2:00	651.1			
3/7/2016 3:00	784.8			
3/7/2016 4:00	697.6			
3/7/2016 5:00	815			
3/7/2016 6:00	1011.2			
3/7/2016 7:00	1586			
3/7/2016 8:00	1077.4			
3/7/2016 9:00	1191.3			
3/7/2016 10:00	1165.9			
3/7/2016 11:00	1177.5			
3/7/2016 12:00	869.9			
3/7/2016 13:00	900.6			
3/7/2016 14:00	817.4			
3/7/2016 15:00	832.8			
3/7/2016 16:00	866.9			
3/7/2016 17:00	914.9			
3/7/2016 18:00	1040.7			
3/7/2016 19:00	1057.8			
3/7/2016 20:00	1098.4			
3/7/2016 21:00	937.3			
3/7/2016 22:00	650.2			
3/7/2016 23:00	624.3	1449		1200.1
3/8/2016 0:00	543.8			
3/8/2016 1:00	573.7			
3/8/2016 2:00	574.5			
3/8/2016 3:00	573.5			
3/8/2016 4:00	576.9			
3/8/2016 5:00	533.9			
3/8/2016 6:00	657.9			
3/8/2016 7:00	806.7			
3/8/2016 8:00	793.9			

	Units 1&2 Combined			
Time	(Part 60 Data)	Day Count		
3/8/2016 9:00	1051.8			
3/8/2016 10:00	330.1			
3/8/2016 11:00	178.5			
3/8/2016 12:00	472.3			
3/8/2016 13:00	279.8			
3/8/2016 14:00	601.1			
3/8/2016 15:00	440			
3/8/2016 16:00	257.6			
3/8/2016 17:00	1134.6			
3/8/2016 18:00	296.8			
3/8/2016 19:00	356.2			
3/8/2016 20:00	492			
3/8/2016 21:00	306.2			
3/8/2016 22:00	17			
3/8/2016 23:00	0	1450	1174.7	
3/9/2016 0:00	0			
3/9/2016 1:00	22.6			
3/9/2016 2:00	225.6			
3/9/2016 3:00	517.3			
3/9/2016 4:00	183.6			
3/9/2016 5:00	111.1			
3/9/2016 6:00	248.7			
3/9/2016 7:00	688.6			
3/9/2016 8:00	1532			
3/9/2016 9:00	552.5			
3/9/2016 10:00	345.6			
3/9/2016 11:00	332.7			
3/9/2016 12:00	338.1			
3/9/2016 13:00	407.6			
3/9/2016 14:00	490.2			
3/9/2016 15:00	694.8			
3/9/2016 16:00	605			
3/9/2016 17:00	400.8			
3/9/2016 18:00	499.9			
3/9/2016 19:00	817.6			
3/9/2016 20:00	1179.6			
3/9/2016 21:00	1003			
3/9/2016 22:00	475.4			
3/9/2016 23:00	466.8	1451	1147.3	
3/10/2016 0:00	417.1			
3/10/2016 1:00	411.2			
3/10/2016 2:00	409.7			
3/10/2016 3:00	385.9			
3/10/2016 4:00	312.7			
3/10/2016 5:00	292.2			

	Units 1&2 Combined			
Time	(Part 60 Data)	Day Count		
3/10/2016 6:00	436.7			
3/10/2016 7:00	1562.3			
3/10/2016 8:00	2553.8			
3/10/2016 9:00	875.6			
3/10/2016 10:00	830			
3/10/2016 11:00	864.6			
3/10/2016 12:00	1149.9			
3/10/2016 13:00	2417.1			
3/10/2016 14:00	4700.4			
3/10/2016 15:00	1262.7			
3/10/2016 16:00	945.5			
3/10/2016 17:00	848.1			
3/10/2016 18:00	732.3			
3/10/2016 19:00	987.5			
3/10/2016 20:00	1394.1			
3/10/2016 21:00	922			
3/10/2016 22:00	561			
3/10/2016 23:00	332.8	1452		1134.0
3/11/2016 0:00	221.7			
3/11/2016 1:00	172			
3/11/2016 2:00	188.9			
3/11/2016 3:00	226.2			
3/11/2016 4:00	261.2			
3/11/2016 5:00	409.6			
3/11/2016 6:00	498.7			
3/11/2016 7:00	566.7			
3/11/2016 8:00	602.7			
3/11/2016 9:00	611.9			
3/11/2016 10:00	585.7			
3/11/2016 11:00	577.2			
3/11/2016 12:00	539			
3/11/2016 13:00	566.9			
3/11/2016 14:00	612			
3/11/2016 15:00	576.8			
3/11/2016 16:00	567.2			
3/11/2016 17:00	528.7			
3/11/2016 18:00	524.1			
3/11/2016 19:00	565.9			
3/11/2016 20:00	571.4			
3/11/2016 21:00	587.4			
3/11/2016 22:00	504.2			
3/11/2016 23:00	432.5	1453		1099.1
3/12/2016 0:00	367.1			
3/12/2016 1:00	292.3			
3/12/2016 2:00	273.3			

	Units 1&2 Combined			
Time	(Part 60 Data)	Day Count		
3/12/2016 3:00	286.3			
3/12/2016 4:00	292.8			
3/12/2016 5:00	371.8			
3/12/2016 6:00	396.3			
3/12/2016 7:00	395.4			
3/12/2016 8:00	426.6			
3/12/2016 9:00	463.2			
3/12/2016 10:00	547.7			
3/12/2016 11:00	583.6			
3/12/2016 12:00	616.6			
3/12/2016 13:00	607.2			
3/12/2016 14:00	565.4			
3/12/2016 15:00	597.3			
3/12/2016 16:00	591.4			
3/12/2016 17:00	789.8			
3/12/2016 18:00	502.4			
3/12/2016 19:00	426.8			
3/12/2016 20:00	562.5			
3/12/2016 21:00	457.2			
3/12/2016 22:00	415.2			
3/12/2016 23:00	432.1	1454		1062.6
3/13/2016 0:00	404.7			
3/13/2016 1:00	294.2			
3/13/2016 2:00	303.4			
3/13/2016 3:00	318.8			
3/13/2016 4:00	281.4			
3/13/2016 5:00	291.9			
3/13/2016 6:00	306.6			
3/13/2016 7:00	296			
3/13/2016 8:00	316.1			
3/13/2016 9:00	327.4			
3/13/2016 10:00	351.1			
3/13/2016 11:00	421			
3/13/2016 12:00	466.1			
3/13/2016 13:00	528.2			
3/13/2016 14:00	593.6			
3/13/2016 15:00	663.5			
3/13/2016 16:00	599.3			
3/13/2016 17:00	584.3			
3/13/2016 18:00	603.4			
3/13/2016 19:00	638			
3/13/2016 20:00	587.4			
3/13/2016 21:00	566.2			
3/13/2016 22:00	494			
3/13/2016 23:00	466.3	1455		1025.2

	Units 1&2 Combined		
Time	(Part 60 Data)	Day Count	
3/14/2016 0:00	302.6		
3/14/2016 1:00	305.7		
3/14/2016 2:00	286		
3/14/2016 3:00	277.7		
3/14/2016 4:00	331.9		
3/14/2016 5:00	511.8		
3/14/2016 6:00	622.1		
3/14/2016 7:00	582.5		
3/14/2016 8:00	551.2		
3/14/2016 9:00	619.9		
3/14/2016 10:00	925.2		
3/14/2016 11:00	584.1		
3/14/2016 12:00	514.7		
3/14/2016 13:00	606.1		
3/14/2016 14:00	628.3		
3/14/2016 15:00	616.5		
3/14/2016 16:00	615.3		
3/14/2016 17:00	626.2		
3/14/2016 18:00	619.4		
3/14/2016 19:00	590.3		
3/14/2016 20:00	548.4		
3/14/2016 21:00	554		
3/14/2016 22:00	601.9		
3/14/2016 23:00	494.5	1456	994.0
3/15/2016 0:00	445.2		
3/15/2016 1:00	457.1		
3/15/2016 2:00	450.6		
3/15/2016 3:00	505.3		
3/15/2016 4:00	604.3		
3/15/2016 5:00	598.1		
3/15/2016 6:00	628.8		
3/15/2016 7:00	552.2		
3/15/2016 8:00	572.9		
3/15/2016 9:00	570.6		
3/15/2016 10:00	638		
3/15/2016 11:00	647.5		
3/15/2016 12:00	620.7		
3/15/2016 13:00	553.2		
3/15/2016 14:00	570.2		
3/15/2016 15:00	547.1		
3/15/2016 16:00	637.6		
3/15/2016 17:00	689.5		
3/15/2016 18:00	619.5		
3/15/2016 19:00	614.1		
3/15/2016 20:00	593.7		

	Units 1&2 Combined			
Time	(Part 60 Data)	Day Count		
3/15/2016 21:00	474.7			
3/15/2016 22:00	444.4			
3/15/2016 23:00	426	1457		956.3
3/16/2016 0:00	468.1			
3/16/2016 1:00	472.3			
3/16/2016 2:00	439.9			
3/16/2016 3:00	458.8			
3/16/2016 4:00	442.5			
3/16/2016 5:00	538.9			
3/16/2016 6:00	618.4			
3/16/2016 7:00	564.2			
3/16/2016 8:00	599.6			
3/16/2016 9:00	573.2			
3/16/2016 10:00	573.3			
3/16/2016 11:00	586			
3/16/2016 12:00	511.7			
3/16/2016 13:00	456.4			
3/16/2016 14:00	411.8			
3/16/2016 15:00	443.2			
3/16/2016 16:00	497.3			
3/16/2016 17:00	530.3			
3/16/2016 18:00	520			
3/16/2016 19:00	545.2			
3/16/2016 20:00	558.7			
3/16/2016 21:00	458.3			
3/16/2016 22:00	332.8			
3/16/2016 23:00	443.4	1458		919.9
3/17/2016 0:00	476.4			
3/17/2016 1:00	426			
3/17/2016 2:00	436.2			
3/17/2016 3:00	477.3			
3/17/2016 4:00	466.1			
3/17/2016 5:00	536.1			
3/17/2016 6:00	653.3			
3/17/2016 7:00	597.5			
3/17/2016 8:00	634.4			
3/17/2016 9:00	653.5			
3/17/2016 10:00	614.4			
3/17/2016 11:00	600.4			
3/17/2016 12:00	590.9			
3/17/2016 13:00	530.3			
3/17/2016 14:00	471.8			
3/17/2016 15:00	527.8			
3/17/2016 16:00	623.2			
3/17/2016 17:00	623.5			

	Units 1&2 Combined			
Time	(Part 60 Data)	Day Count		
3/17/2016 18:00	588			
3/17/2016 19:00	595			
3/17/2016 20:00	580.9			
3/17/2016 21:00	429.5			
3/17/2016 22:00	477.2			
3/17/2016 23:00	395.9	1459		888.2
3/18/2016 0:00	476			
3/18/2016 1:00	448.1			
3/18/2016 2:00	441.6			
3/18/2016 3:00	451.7			
3/18/2016 4:00	470.5			
3/18/2016 5:00	575.5			
3/18/2016 6:00	704.4			
3/18/2016 7:00	647.2			
3/18/2016 8:00	602.3			
3/18/2016 9:00	607.5			
3/18/2016 10:00	480.5			
3/18/2016 11:00	672.6			
3/18/2016 12:00	467.4			
3/18/2016 13:00	180.5			
3/18/2016 14:00	196.2			
3/18/2016 15:00	234.4			
3/18/2016 16:00	220.2			
3/18/2016 17:00	218.1			
3/18/2016 18:00	233.1			
3/18/2016 19:00	565.5			
3/18/2016 20:00	650			
3/18/2016 21:00	516.8			
3/18/2016 22:00	503.3			
3/18/2016 23:00	379.4	1460		864.5
3/19/2016 0:00	340.5			
3/19/2016 1:00	397.3			
3/19/2016 2:00	381.1			
3/19/2016 3:00	387			
3/19/2016 4:00	371.7			
3/19/2016 5:00	391			
3/19/2016 6:00	509.3			
3/19/2016 7:00	587.5			
3/19/2016 8:00	694.4			
3/19/2016 9:00	676			
3/19/2016 10:00	674.7			
3/19/2016 11:00	684.6			
3/19/2016 12:00	693.6			
3/19/2016 13:00	694.9			
3/19/2016 14:00	656.4			

	Units 1&2 Combined			
Time	(Part 60 Data)	Day Count		
3/19/2016 15:00	658.3			
3/19/2016 16:00	662.6			
3/19/2016 17:00	623.4			
3/19/2016 18:00	560.2			
3/19/2016 19:00	611.3			
3/19/2016 20:00	660.3			
3/19/2016 21:00	727.6			
3/19/2016 22:00	591.7			
3/19/2016 23:00	443.8	1461		849.4
3/20/2016 0:00	397.8			
3/20/2016 1:00	384			
3/20/2016 2:00	374.3			
3/20/2016 3:00	343.5			
3/20/2016 4:00	401.5			
3/20/2016 5:00	354.6			
3/20/2016 6:00	408.6			
3/20/2016 7:00	523.3			
3/20/2016 8:00	636.9			
3/20/2016 9:00	633.4			
3/20/2016 10:00	671.1			
3/20/2016 11:00	657.6			
3/20/2016 12:00	602.3			
3/20/2016 13:00	645.2			
3/20/2016 14:00	633.7			
3/20/2016 15:00	588.2			
3/20/2016 16:00	616.2			
3/20/2016 17:00	615.6			
3/20/2016 18:00	654.8			
3/20/2016 19:00	765			
3/20/2016 20:00	642.1			
3/20/2016 21:00	702			
3/20/2016 22:00	592.6			
3/20/2016 23:00	514.4	1462		831.5
3/21/2016 0:00	506.5			
3/21/2016 1:00	477.9			
3/21/2016 2:00	496			
3/21/2016 3:00	478.7			
3/21/2016 4:00	517.5			
3/21/2016 5:00	653.7			
3/21/2016 6:00	936.1			
3/21/2016 7:00	673.3			
3/21/2016 8:00	547.3			
3/21/2016 9:00	564.7			
3/21/2016 10:00	727.9			
3/21/2016 11:00	781.4			

	Units 1&2 Combined			
Time	(Part 60 Data)	Day Count		
3/21/2016 12:00	759.9			
3/21/2016 13:00	676.6			
3/21/2016 14:00	671.2			
3/21/2016 15:00	684.8			
3/21/2016 16:00	695			
3/21/2016 17:00	704.3			
3/21/2016 18:00	655.2			
3/21/2016 19:00	619.7			
3/21/2016 20:00	529.8			
3/21/2016 21:00	524.2			
3/21/2016 22:00	485			
3/21/2016 23:00	484.4	1463		828.9
3/22/2016 0:00	436.5			
3/22/2016 1:00	409			
3/22/2016 2:00	335.8			
3/22/2016 3:00	293.9			
3/22/2016 4:00	341.6			
3/22/2016 5:00	496.5			
3/22/2016 6:00	663.7			
3/22/2016 7:00	540.3			
3/22/2016 8:00	493.7			
3/22/2016 9:00	583.7			
3/22/2016 10:00	538.4			
3/22/2016 11:00	687.5			
3/22/2016 12:00	1117.3			
3/22/2016 13:00	1079.1			
3/22/2016 14:00	763.1			
3/22/2016 15:00	771.8			
3/22/2016 16:00	974.6			
3/22/2016 17:00	928.8			
3/22/2016 18:00	881.5			
3/22/2016 19:00	730.4			
3/22/2016 20:00	734.8			
3/22/2016 21:00	598.5			
3/22/2016 22:00	284.7			
3/22/2016 23:00	253.1	1464		823.8
3/23/2016 0:00	416.6			
3/23/2016 1:00	383.3			
3/23/2016 2:00	323.8			
3/23/2016 3:00	334.1			
3/23/2016 4:00	319.2			
3/23/2016 5:00	412.6			
3/23/2016 6:00	588.6			
3/23/2016 7:00	791.9			
3/23/2016 8:00	815			

	Units 1&2 Combined			
Time	(Part 60 Data)	Day Count		
3/23/2016 9:00	783.2			
3/23/2016 10:00	805.8			
3/23/2016 11:00	818.7			
3/23/2016 12:00	831.2			
3/23/2016 13:00	817.8			
3/23/2016 14:00	792.5			
3/23/2016 15:00	819.3			
3/23/2016 16:00	802.9			
3/23/2016 17:00	808.7			
3/23/2016 18:00	867.5			
3/23/2016 19:00	917.1			
3/23/2016 20:00	709.9			
3/23/2016 21:00	773.8			
3/23/2016 22:00	832.7			
3/23/2016 23:00	800	1465		809.9
3/24/2016 0:00	696			
3/24/2016 1:00	690.2			
3/24/2016 2:00	740.1			
3/24/2016 3:00	733			
3/24/2016 4:00	678.1			
3/24/2016 5:00	713.8			
3/24/2016 6:00	811.9			
3/24/2016 7:00	898.9			
3/24/2016 8:00	966.1			
3/24/2016 9:00	972.8			
3/24/2016 10:00	805.6			
3/24/2016 11:00	843.6			
3/24/2016 12:00	1076.1			
3/24/2016 13:00	1093.8			
3/24/2016 14:00	1019.5			
3/24/2016 15:00	984.8			
3/24/2016 16:00	992.5			
3/24/2016 17:00	1033.5			
3/24/2016 18:00	1274.5			
3/24/2016 19:00	1307.4			
3/24/2016 20:00	1001.8			
3/24/2016 21:00	1072.4			
3/24/2016 22:00	1135.6			
3/24/2016 23:00	1210	1466		808.9
3/25/2016 0:00	997.2			
3/25/2016 1:00	960.6			
3/25/2016 2:00	901.4			
3/25/2016 3:00	801.4			
3/25/2016 4:00	830.9			
3/25/2016 5:00	832.5			

	Units 1&2 Combined		
Time	(Part 60 Data)	Day Count	
3/25/2016 6:00	1278.5		
3/25/2016 7:00	1463.7		
3/25/2016 8:00	1409		
3/25/2016 9:00	1531.2		
3/25/2016 10:00	1021.8		
3/25/2016 11:00	1360.6		
3/25/2016 12:00	1053.2		
3/25/2016 13:00	1415.1		
3/25/2016 14:00	766		
3/25/2016 15:00	874.6		
3/25/2016 16:00	1171.7		
3/25/2016 17:00	1098.4		
3/25/2016 18:00	1163.9		
3/25/2016 19:00	1197.3		
3/25/2016 20:00	1102.3		
3/25/2016 21:00	1089.3		
3/25/2016 22:00	984.7		
3/25/2016 23:00	913	1467	809.0
3/26/2016 0:00	846.9		
3/26/2016 1:00	753.9		
3/26/2016 2:00	748.1		
3/26/2016 3:00	904.6		
3/26/2016 4:00	965.8		
3/26/2016 5:00	1011.6		
3/26/2016 6:00	1217.1		
3/26/2016 7:00	1137.1		
3/26/2016 8:00	1217.1		
3/26/2016 9:00	1331.4		
3/26/2016 10:00	1400.5		
3/26/2016 11:00	1281.2		
3/26/2016 12:00	1324.5		
3/26/2016 13:00	1362.5		
3/26/2016 14:00	1267.5		
3/26/2016 15:00	1406.4		
3/26/2016 16:00	1561.7		
3/26/2016 17:00	1354.2		
3/26/2016 18:00	1390.7		
3/26/2016 19:00	1445.8		
3/26/2016 20:00	1387.6		
3/26/2016 21:00	1185.5		
3/26/2016 22:00	1182.4		
3/26/2016 23:00	941.6	1468	801.0
3/27/2016 0:00	921.1		
3/27/2016 1:00	877.3		
3/27/2016 2:00	805.6		

	Units 1&2 Combined		
Time	(Part 60 Data)	Day Count	
3/27/2016 3:00	706.9		
3/27/2016 4:00	740.8		
3/27/2016 5:00	666.4		
3/27/2016 6:00	697.8		
3/27/2016 7:00	1008.3		
3/27/2016 8:00	1070		
3/27/2016 9:00	715.6		
3/27/2016 10:00	550.8		
3/27/2016 11:00	506.2		
3/27/2016 12:00	363.8		
3/27/2016 13:00	216.9		
3/27/2016 14:00	177		
3/27/2016 15:00	286.7		
3/27/2016 16:00	507.9		
3/27/2016 17:00	778.3		
3/27/2016 18:00	1042		
3/27/2016 19:00	1824.1		
3/27/2016 20:00	1888.1		
3/27/2016 21:00	1619.6		
3/27/2016 22:00	1053.1		
3/27/2016 23:00	965.9	1469	778.0
3/28/2016 0:00	816		
3/28/2016 1:00	811.9		
3/28/2016 2:00	853.8		
3/28/2016 3:00	1028.6		
3/28/2016 4:00	1325.8		
3/28/2016 5:00	1655.9		
3/28/2016 6:00	1826		
3/28/2016 7:00	2120.4		
3/28/2016 8:00	1919		
3/28/2016 9:00	2041.1		
3/28/2016 10:00	2420.7		
3/28/2016 11:00	1864.7		
3/28/2016 12:00	1427.1		
3/28/2016 13:00	1662.9		
3/28/2016 14:00	1434.2		
3/28/2016 15:00	1316.7		
3/28/2016 16:00	1473.5		
3/28/2016 17:00	1407.7		
3/28/2016 18:00	1369.2		
3/28/2016 19:00	1317.6		
3/28/2016 20:00	1369.4		
3/28/2016 21:00	1307.6		
3/28/2016 22:00	1359.1		
3/28/2016 23:00	1041	1470	785.0

	Units 1&2 Combined		
Time	(Part 60 Data)	Day Count	
3/29/2016 0:00	1255.1		
3/29/2016 1:00	1072.6		
3/29/2016 2:00	1176.1		
3/29/2016 3:00	1215.6		
3/29/2016 4:00	1183.3		
3/29/2016 5:00	1514.1		
3/29/2016 6:00	1276.1		
3/29/2016 7:00	1416.6		
3/29/2016 8:00	1157.7		
3/29/2016 9:00	1335.7		
3/29/2016 10:00	769.3		
3/29/2016 11:00	1077.6		
3/29/2016 12:00	1006.6		
3/29/2016 13:00	1276.5		
3/29/2016 14:00	1324.4		
3/29/2016 15:00	1396		
3/29/2016 16:00	1543.2		
3/29/2016 17:00	1309.9		
3/29/2016 18:00	1436.2		
3/29/2016 19:00	1449.9		
3/29/2016 20:00	1461.4		
3/29/2016 21:00	1290.3		
3/29/2016 22:00	1076.3		
3/29/2016 23:00	935.2	1471	804.8
3/30/2016 0:00	721.1		
3/30/2016 1:00	647.6		
3/30/2016 2:00	790.4		
3/30/2016 3:00	921.5		
3/30/2016 4:00	702.7		
3/30/2016 5:00	622		
3/30/2016 6:00	769.6		
3/30/2016 7:00	550.3		
3/30/2016 8:00	683.9		
3/30/2016 9:00	803.6		
3/30/2016 10:00	490.8		
3/30/2016 11:00	702.9		
3/30/2016 12:00	659.1		
3/30/2016 13:00	540.9		
3/30/2016 14:00	570.1		
3/30/2016 15:00	570.3		
3/30/2016 16:00	551.2		
3/30/2016 17:00	657.4		
3/30/2016 18:00	617.6		
3/30/2016 19:00	762.1		
3/30/2016 20:00	577.1		

	Units 1&2 Combined			
Time	(Part 60 Data)	Day Count		
3/30/2016 21:00	645.4			
3/30/2016 22:00	571.8			
3/30/2016 23:00	473.9	1472		798.8
3/31/2016 0:00	469.6			
3/31/2016 1:00	447.7			
3/31/2016 2:00	439.3			
3/31/2016 3:00	470.6			
3/31/2016 4:00	515.5			
3/31/2016 5:00	579.2			
3/31/2016 6:00	596.8			
3/31/2016 7:00	704.4			
3/31/2016 8:00	664.9			
3/31/2016 9:00	644.7			
3/31/2016 10:00	814.1			
3/31/2016 11:00	828.3			
3/31/2016 12:00	771.4			
3/31/2016 13:00	968.5			
3/31/2016 14:00	698.3			
3/31/2016 15:00	628.2			
3/31/2016 16:00	679.5			
3/31/2016 17:00	600.7			
3/31/2016 18:00	641			
3/31/2016 19:00	610.2			
3/31/2016 20:00	607.7			
3/31/2016 21:00	596.5			
3/31/2016 22:00	476.5			
3/31/2016 23:00	553.7	1473		787.6
4/1/2016 0:00	506.4			
4/1/2016 1:00	442.2			
4/1/2016 2:00	473.2			
4/1/2016 3:00	596.5			
4/1/2016 4:00	561.2			
4/1/2016 5:00	568.9			
4/1/2016 6:00	735.7			
4/1/2016 7:00	772.6			
4/1/2016 8:00	803.9			
4/1/2016 9:00	661.6			
4/1/2016 10:00	639.4			
4/1/2016 11:00	822.9			
4/1/2016 12:00	717.2			
4/1/2016 13:00	556.6			
4/1/2016 14:00	760.9			
4/1/2016 15:00	595.6			
4/1/2016 16:00	701.2			
4/1/2016 17:00	600.6			

	Units 1&2 Combined			
Time	(Part 60 Data)	Day Count		
4/1/2016 18:00	518.5			
4/1/2016 19:00	673.3			
4/1/2016 20:00	716.9			
4/1/2016 21:00	549.7			
4/1/2016 22:00	549.2			
4/1/2016 23:00	486.3	1474		774.4
4/2/2016 0:00	508.4			
4/2/2016 1:00	377.2			
4/2/2016 2:00	408.9			
4/2/2016 3:00	386.2			
4/2/2016 4:00	442.2			
4/2/2016 5:00	401.3			
4/2/2016 6:00	475.4			
4/2/2016 7:00	523			
4/2/2016 8:00	545.5			
4/2/2016 9:00	466.5			
4/2/2016 10:00	552.4			
4/2/2016 11:00	486.3			
4/2/2016 12:00	509.7			
4/2/2016 13:00	490.3			
4/2/2016 14:00	484.5			
4/2/2016 15:00	466			
4/2/2016 16:00	564.7			
4/2/2016 17:00	391.4			
4/2/2016 18:00	597.7			
4/2/2016 19:00	601.8			
4/2/2016 20:00	588.4			
4/2/2016 21:00	380.6			
4/2/2016 22:00	584.5			
4/2/2016 23:00	597.5	1475		752.1
4/3/2016 0:00	434.7			
4/3/2016 1:00	500.4			
4/3/2016 2:00	528.9			
4/3/2016 3:00	476.6			
4/3/2016 4:00	480.6			
4/3/2016 5:00	635.6			
4/3/2016 6:00	498.7			
4/3/2016 7:00	607			
4/3/2016 8:00	717.2			
4/3/2016 9:00	489			
4/3/2016 10:00	450.1			
4/3/2016 11:00	672.1			
4/3/2016 12:00	474.8			
4/3/2016 13:00	433.7			
4/3/2016 14:00	421.4			

	Units 1&2 Combined			
Time	(Part 60 Data)	Day Count		
4/3/2016 15:00	524.1			
4/3/2016 16:00	476.2			
4/3/2016 17:00	479			
4/3/2016 18:00	570.7			
4/3/2016 19:00	601.2			
4/3/2016 20:00	481.1			
4/3/2016 21:00	578.5			
4/3/2016 22:00	497.6			
4/3/2016 23:00	552.5	1476		730.7
4/4/2016 0:00	400.3			
4/4/2016 1:00	495.4			
4/4/2016 2:00	376.6			
4/4/2016 3:00	432.9			
4/4/2016 4:00	517.2			
4/4/2016 5:00	597			
4/4/2016 6:00	636.9			
4/4/2016 7:00	590			
4/4/2016 8:00	539.7			
4/4/2016 9:00	707.4			
4/4/2016 10:00	776.3			
4/4/2016 11:00	628.2			
4/4/2016 12:00	554.2			
4/4/2016 13:00	531			
4/4/2016 14:00	629.3			
4/4/2016 15:00	711.3			
4/4/2016 16:00	617.1			
4/4/2016 17:00	727.4			
4/4/2016 18:00	581.2			
4/4/2016 19:00	585.3			
4/4/2016 20:00	630			
4/4/2016 21:00	615.4			
4/4/2016 22:00	588.5			
4/4/2016 23:00	490.1	1477		712.9
4/5/2016 0:00	436			
4/5/2016 1:00	557.2			
4/5/2016 2:00	478.3			
4/5/2016 3:00	834.1			
4/5/2016 4:00	508.9			
4/5/2016 5:00	526.2			
4/5/2016 6:00	786.1			
4/5/2016 7:00	638.1			
4/5/2016 8:00	666.3			
4/5/2016 9:00	871.4			
4/5/2016 10:00	806.4			
4/5/2016 11:00	753.5			

	Units 1&2 Combined		
Time	(Part 60 Data)	Day Count	
4/5/2016 12:00	756.9		
4/5/2016 13:00	817.5		
4/5/2016 14:00	588.9		
4/5/2016 15:00	709		
4/5/2016 16:00	642.2		
4/5/2016 17:00	648.9		
4/5/2016 18:00	693.2		
4/5/2016 19:00	904.5		
4/5/2016 20:00	839.4		
4/5/2016 21:00	480.2		
4/5/2016 22:00	560.2		
4/5/2016 23:00	676.1	1478	701.9
4/6/2016 0:00	582.5		
4/6/2016 1:00	638.6		
4/6/2016 2:00	704.1		
4/6/2016 3:00	693.3		
4/6/2016 4:00	671.6		
4/6/2016 5:00	941.1		
4/6/2016 6:00	696.3		
4/6/2016 7:00	475.9		
4/6/2016 8:00	505.9		
4/6/2016 9:00	872.3		
4/6/2016 10:00	728.9		
4/6/2016 11:00	652.1		
4/6/2016 12:00	747.2		
4/6/2016 13:00	833.9		
4/6/2016 14:00	516.6		
4/6/2016 15:00	780.6		
4/6/2016 16:00	764.5		
4/6/2016 17:00	755.5		
4/6/2016 18:00	827.5		
4/6/2016 19:00	680.3		
4/6/2016 20:00	741		
4/6/2016 21:00	706.2		
4/6/2016 22:00	520.7		
4/6/2016 23:00	562.1	1479	694.0
4/7/2016 0:00	447.3		
4/7/2016 1:00	460.3		
4/7/2016 2:00	517		
4/7/2016 3:00	570.3		
4/7/2016 4:00	586.7		
4/7/2016 5:00	667.2		
4/7/2016 6:00	842.5		
4/7/2016 7:00	681.2		
4/7/2016 8:00	956.5		

	Units 1&2 Combined			
Time	(Part 60 Data)	Day Count		
4/7/2016 9:00	833.2			
4/7/2016 10:00	792.4			
4/7/2016 11:00	701.7			
4/7/2016 12:00	1204.1			
4/7/2016 13:00	700.2			
4/7/2016 14:00	615.4			
4/7/2016 15:00	880.7			
4/7/2016 16:00	723.3			
4/7/2016 17:00	721			
4/7/2016 18:00	980.9			
4/7/2016 19:00	930.1			
4/7/2016 20:00	844.7			
4/7/2016 21:00	858.7			
4/7/2016 22:00	655.4			
4/7/2016 23:00	667.1	1480	701.4	
4/8/2016 0:00	1040.5			
4/8/2016 1:00	662.8			
4/8/2016 2:00	642.3			
4/8/2016 3:00	662.2			
4/8/2016 4:00	618			
4/8/2016 5:00	618.8			
4/8/2016 6:00	847.6			
4/8/2016 7:00	697.4			
4/8/2016 8:00	642.6			
4/8/2016 9:00	1085.2			
4/8/2016 10:00	843.6			
4/8/2016 11:00	737.3			
4/8/2016 12:00	841.3			
4/8/2016 13:00	918.7			
4/8/2016 14:00	744.5			
4/8/2016 15:00	941.9			
4/8/2016 16:00	720.7			
4/8/2016 17:00	771.9			
4/8/2016 18:00	848.1			
4/8/2016 19:00	951			
4/8/2016 20:00	727.6			
4/8/2016 21:00	804.6			
4/8/2016 22:00	901.5			
4/8/2016 23:00	597.2	1481	709.7	
4/9/2016 0:00	719.5			
4/9/2016 1:00	748.4			
4/9/2016 2:00	769.9			
4/9/2016 3:00	680.4			
4/9/2016 4:00	715.3			
4/9/2016 5:00	798.7			

	Units 1&2 Combined		
Time	(Part 60 Data)	Day Count	
4/9/2016 6:00	815.9		
4/9/2016 7:00	932.2		
4/9/2016 8:00	744.8		
4/9/2016 9:00	756.3		
4/9/2016 10:00	871.9		
4/9/2016 11:00	802.9		
4/9/2016 12:00	793.3		
4/9/2016 13:00	834.8		
4/9/2016 14:00	640.8		
4/9/2016 15:00	714.5		
4/9/2016 16:00	852		
4/9/2016 17:00	605		
4/9/2016 18:00	811.6		
4/9/2016 19:00	927.6		
4/9/2016 20:00	787.9		
4/9/2016 21:00	808.6		
4/9/2016 22:00	810.5		
4/9/2016 23:00	748.9	1482	700.1
4/10/2016 0:00	972.2		
4/10/2016 1:00	805.8		
4/10/2016 2:00	785		
4/10/2016 3:00	905.4		
4/10/2016 4:00	831.9		
4/10/2016 5:00	749.6		
4/10/2016 6:00	915.3		
4/10/2016 7:00	775		
4/10/2016 8:00	708.9		
4/10/2016 9:00	697		
4/10/2016 10:00	726.7		
4/10/2016 11:00	731.2		
4/10/2016 12:00	668.4		
4/10/2016 13:00	771.6		
4/10/2016 14:00	845.4		
4/10/2016 15:00	656.5		
4/10/2016 16:00	726.5		
4/10/2016 17:00	810		
4/10/2016 18:00	942.9		
4/10/2016 19:00	899.7		
4/10/2016 20:00	739.6		
4/10/2016 21:00	648.8		
4/10/2016 22:00	639.7		
4/10/2016 23:00	691.1	1483	710.1
4/11/2016 0:00	704.6		
4/11/2016 1:00	662.1		
4/11/2016 2:00	769.8		

	Units 1&2 Combined		
Time	(Part 60 Data)	Day Count	
4/11/2016 3:00	912.9		
4/11/2016 4:00	852.2		
4/11/2016 5:00	756.8		
4/11/2016 6:00	848.2		
4/11/2016 7:00	921.8		
4/11/2016 8:00	898.2		
4/11/2016 9:00	893.7		
4/11/2016 10:00	850.6		
4/11/2016 11:00	743		
4/11/2016 12:00	905.2		
4/11/2016 13:00	947.7		
4/11/2016 14:00	774.4		
4/11/2016 15:00	891.8		
4/11/2016 16:00	1011		
4/11/2016 17:00	778.5		
4/11/2016 18:00	649		
4/11/2016 19:00	986.6		
4/11/2016 20:00	925.9		
4/11/2016 21:00	702.1		
4/11/2016 22:00	541.6		
4/11/2016 23:00	591.9	1484	721.5
4/12/2016 0:00	706.9		
4/12/2016 1:00	617		
4/12/2016 2:00	667.8		
4/12/2016 3:00	751.1		
4/12/2016 4:00	741.7		
4/12/2016 5:00	760.6		
4/12/2016 6:00	948.9		
4/12/2016 7:00	734.7		
4/12/2016 8:00	804.5		
4/12/2016 9:00	1008		
4/12/2016 10:00	839.8		
4/12/2016 11:00	747.1		
4/12/2016 12:00	938.8		
4/12/2016 13:00	958.9		
4/12/2016 14:00	275		
4/12/2016 15:00	489.5		
4/12/2016 16:00	872.2		
4/12/2016 17:00	852.7		
4/12/2016 18:00	802.7		
4/12/2016 19:00	894		
4/12/2016 20:00	741.3		
4/12/2016 21:00	825.7		
4/12/2016 22:00	553.9		
4/12/2016 23:00	375.9	1485	731.5

	Units 1&2 Combined		
Time	(Part 60 Data)	Day Count	
4/13/2016 0:00	366.9		
4/13/2016 1:00	443.1		
4/13/2016 2:00	545.3		
4/13/2016 3:00	616.1		
4/13/2016 4:00	788.1		
4/13/2016 5:00	772.8		
4/13/2016 6:00	835.2		
4/13/2016 7:00	823.1		
4/13/2016 8:00	865.3		
4/13/2016 9:00	851.7		
4/13/2016 10:00	833.3		
4/13/2016 11:00	764.9		
4/13/2016 12:00	929.5		
4/13/2016 13:00	821.4		
4/13/2016 14:00	745.8		
4/13/2016 15:00	798.1		
4/13/2016 16:00	719.5		
4/13/2016 17:00	810.3		
4/13/2016 18:00	806.3		
4/13/2016 19:00	831.1		
4/13/2016 20:00	731		
4/13/2016 21:00	627.4		
4/13/2016 22:00	504.6		
4/13/2016 23:00	388.9	1486	737.5
4/14/2016 0:00	476.7		
4/14/2016 1:00	551.6		
4/14/2016 2:00	710.8		
4/14/2016 3:00	658.8		
4/14/2016 4:00	322.4		
4/14/2016 5:00	77.3		
4/14/2016 6:00	105.8		
4/14/2016 7:00	148.8		
4/14/2016 8:00	146		
4/14/2016 9:00	98.1		
4/14/2016 10:00	98.4		
4/14/2016 11:00	94.2		
4/14/2016 12:00	100.1		
4/14/2016 13:00	110.9		
4/14/2016 14:00	110		
4/14/2016 15:00	113.5		
4/14/2016 16:00	121.3		
4/14/2016 17:00	119.8		
4/14/2016 18:00	115.9		
4/14/2016 19:00	107.1		
4/14/2016 20:00	111.9		

	Units 1&2 Combined			
Time	(Part 60 Data)	Day Count		
4/14/2016 21:00	238.9			
4/14/2016 22:00	252.2			
4/14/2016 23:00	267.7	1487		726.1
4/15/2016 0:00	425.2			
4/15/2016 1:00	542.6			
4/15/2016 2:00	555.3			
4/15/2016 3:00	681.1			
4/15/2016 4:00	643.4			
4/15/2016 5:00	520.1			
4/15/2016 6:00	668.8			
4/15/2016 7:00	567.3			
4/15/2016 8:00	553.9			
4/15/2016 9:00	524.3			
4/15/2016 10:00	500.9			
4/15/2016 11:00	824.8			
4/15/2016 12:00	734			
4/15/2016 13:00	719.2			
4/15/2016 14:00	548.5			
4/15/2016 15:00	640			
4/15/2016 16:00	628			
4/15/2016 17:00	752.9			
4/15/2016 18:00	692.1			
4/15/2016 19:00	830.1			
4/15/2016 20:00	708.1			
4/15/2016 21:00	697.4			
4/15/2016 22:00	652.3			
4/15/2016 23:00	517.8	1488		730.4
4/16/2016 0:00	466.7			
4/16/2016 1:00	637.5			
4/16/2016 2:00	885.8			
4/16/2016 3:00	689.7			
4/16/2016 4:00	758.7			
4/16/2016 5:00	716.5			
4/16/2016 6:00	711.6			
4/16/2016 7:00	710.2			
4/16/2016 8:00	709.2			
4/16/2016 9:00	720.2			
4/16/2016 10:00	705.8			
4/16/2016 11:00	714.5			
4/16/2016 12:00	667.4			
4/16/2016 13:00	730.6			
4/16/2016 14:00	715.1			
4/16/2016 15:00	725.5			
4/16/2016 16:00	734.3			
4/16/2016 17:00	742.1			

	Units 1&2 Combined			
Time	(Part 60 Data)	Day Count		
4/16/2016 18:00	718.6			
4/16/2016 19:00	712.3			
4/16/2016 20:00	755.8			
4/16/2016 21:00	689.4			
4/16/2016 22:00	660.9			
4/16/2016 23:00	600.2	1489		735.8
4/17/2016 0:00	454			
4/17/2016 1:00	131.2			
4/17/2016 2:00	147.9			
4/17/2016 3:00	301.8			
4/17/2016 4:00	373.6			
4/17/2016 5:00	377.9			
4/17/2016 6:00	326.5			
4/17/2016 7:00	555.5			
4/17/2016 8:00	674.4			
4/17/2016 9:00	701.5			
4/17/2016 10:00	694.7			
4/17/2016 11:00	721.8			
4/17/2016 12:00	735.7			
4/17/2016 13:00	738.5			
4/17/2016 14:00	728.9			
4/17/2016 15:00	756.9			
4/17/2016 16:00	734.3			
4/17/2016 17:00	727.1			
4/17/2016 18:00	735.9			
4/17/2016 19:00	740.9			
4/17/2016 20:00	666.5			
4/17/2016 21:00	681.2			
4/17/2016 22:00	626.5			
4/17/2016 23:00	564.7	1490		739.9
4/18/2016 0:00	343.6			
4/18/2016 1:00	450.3			
4/18/2016 2:00	430.6			
4/18/2016 3:00	313.8			
4/18/2016 4:00	443.8			
4/18/2016 5:00	520.1			
4/18/2016 6:00	595.9			
4/18/2016 7:00	631.4			
4/18/2016 8:00	659.2			
4/18/2016 9:00	678.2			
4/18/2016 10:00	758.4			
4/18/2016 11:00	655.4			
4/18/2016 12:00	688.1			
4/18/2016 13:00	703.2			
4/18/2016 14:00	698			

	Units 1&2 Combined			
Time	(Part 60 Data)	Day Count		
4/18/2016 15:00	680.5			
4/18/2016 16:00	676.9			
4/18/2016 17:00	682.2			
4/18/2016 18:00	702.4			
4/18/2016 19:00	704.8			
4/18/2016 20:00	687.6			
4/18/2016 21:00	687.6			
4/18/2016 22:00	624.2			
4/18/2016 23:00	554.1	1491		741.1
4/19/2016 0:00	200.9			
4/19/2016 1:00	174.3			
4/19/2016 2:00	123.9			
4/19/2016 3:00	241.5			
4/19/2016 4:00	412.4			
4/19/2016 5:00	544.3			
4/19/2016 6:00	632.9			
4/19/2016 7:00	657.8			
4/19/2016 8:00	556.3			
4/19/2016 9:00	303.9			
4/19/2016 10:00	289.9			
4/19/2016 11:00	423.5			
4/19/2016 12:00	433.2			
4/19/2016 13:00	425.3			
4/19/2016 14:00	480.8			
4/19/2016 15:00	398.2			
4/19/2016 16:00	423.8			
4/19/2016 17:00	384.7			
4/19/2016 18:00	393.4			
4/19/2016 19:00	340.9			
4/19/2016 20:00	256.7			
4/19/2016 21:00	361.1			
4/19/2016 22:00	333.2			
4/19/2016 23:00	183.4	1492		735.1
4/20/2016 0:00	91			
4/20/2016 1:00	154.5			
4/20/2016 2:00	64.8			
4/20/2016 3:00	257			
4/20/2016 4:00	244.7			
4/20/2016 5:00	143.7			
4/20/2016 6:00	355.6			
4/20/2016 7:00	274.1			
4/20/2016 8:00	235.3			
4/20/2016 9:00	283.6			
4/20/2016 10:00	279.3			
4/20/2016 11:00	338.9			

	Units 1&2 Combined		
Time	(Part 60 Data)	Day Count	
4/20/2016 12:00	387.3		
4/20/2016 13:00	336.6		
4/20/2016 14:00	281.7		
4/20/2016 15:00	323.5		
4/20/2016 16:00	427.6		
4/20/2016 17:00	324.1		
4/20/2016 18:00	390.2		
4/20/2016 19:00	511.5		
4/20/2016 20:00	383.2		
4/20/2016 21:00	366.9		
4/20/2016 22:00	348.9		
4/20/2016 23:00	224.7	1493	724.2
4/21/2016 0:00	189.5		
4/21/2016 1:00	221		
4/21/2016 2:00	129.6		
4/21/2016 3:00	286.9		
4/21/2016 4:00	368.1		
4/21/2016 5:00	237.4		
4/21/2016 6:00	254.6		
4/21/2016 7:00	539.5		
4/21/2016 8:00	695.6		
4/21/2016 9:00	357.2		
4/21/2016 10:00	294.8		
4/21/2016 11:00	491.7		
4/21/2016 12:00	405.1		
4/21/2016 13:00	278.3		
4/21/2016 14:00	267		
4/21/2016 15:00	361.7		
4/21/2016 16:00	323		
4/21/2016 17:00	316.6		
4/21/2016 18:00	342.7		
4/21/2016 19:00	328.5		
4/21/2016 20:00	318.3		
4/21/2016 21:00	331		
4/21/2016 22:00	307.7		
4/21/2016 23:00	206.5	1494	714.3
4/22/2016 0:00	464.6		
4/22/2016 1:00	189.5		
4/22/2016 2:00	107.1		
4/22/2016 3:00	764.5		
4/22/2016 4:00	413.7		
4/22/2016 5:00	246.9		
4/22/2016 6:00	318.2		
4/22/2016 7:00	370.9		
4/22/2016 8:00	239.6		

	Units 1&2 Combined			
Time	(Part 60 Data)	Day Count		
4/22/2016 9:00	567.8			
4/22/2016 10:00	746.3			
4/22/2016 11:00	636.5			
4/22/2016 12:00	195.9			
4/22/2016 13:00	156.9			
4/22/2016 14:00	392.4			
4/22/2016 15:00	367.9			
4/22/2016 16:00	271.4			
4/22/2016 17:00	294.2			
4/22/2016 18:00	359.3			
4/22/2016 19:00	297			
4/22/2016 20:00	360.1			
4/22/2016 21:00	288.2			
4/22/2016 22:00	325.9			
4/22/2016 23:00	264.6	1495	703.3	
4/23/2016 0:00	322.3			
4/23/2016 1:00	248.3			
4/23/2016 2:00	218.2			
4/23/2016 3:00	281			
4/23/2016 4:00	322.5			
4/23/2016 5:00	320.7			
4/23/2016 6:00	272.3			
4/23/2016 7:00	382.4			
4/23/2016 8:00	334.9			
4/23/2016 9:00	334.1			
4/23/2016 10:00	335.9			
4/23/2016 11:00	335.7			
4/23/2016 12:00	295.2			
4/23/2016 13:00	337.6			
4/23/2016 14:00	327.3			
4/23/2016 15:00	291.1			
4/23/2016 16:00	339.8			
4/23/2016 17:00	342.2			
4/23/2016 18:00	336.6			
4/23/2016 19:00	332.6			
4/23/2016 20:00	366.7			
4/23/2016 21:00	615.5			
4/23/2016 22:00	507.7			
4/23/2016 23:00	434.8	1496	683.2	
4/24/2016 0:00	406.4			
4/24/2016 1:00	379.7			
4/24/2016 2:00	362.6			
4/24/2016 3:00	384			
4/24/2016 4:00	363.2			
4/24/2016 5:00	373.7			

	Units 1&2 Combined		
Time	(Part 60 Data)	Day Count	
4/24/2016 6:00	203.9		
4/24/2016 7:00	145		
4/24/2016 8:00	482.6		
4/24/2016 9:00	475.5		
4/24/2016 10:00	527.5		
4/24/2016 11:00	694.8		
4/24/2016 12:00	552.1		
4/24/2016 13:00	552.9		
4/24/2016 14:00	570.5		
4/24/2016 15:00	901.7		
4/24/2016 16:00	4239.4		
4/24/2016 17:00	223.1		
4/24/2016 18:00	372.9		
4/24/2016 19:00	458.1		
4/24/2016 20:00	511.9		
4/24/2016 21:00	587		
4/24/2016 22:00	501.9		
4/24/2016 23:00	420.9	1497	667.2
4/25/2016 0:00	106		
4/25/2016 1:00	108		
4/25/2016 2:00	345.5		
4/25/2016 3:00	106.8		
4/25/2016 4:00	82.5		
4/25/2016 5:00	114.4		
4/25/2016 6:00	303.6		
4/25/2016 7:00	421.2		
4/25/2016 8:00	241.2		
4/25/2016 9:00	355.2		
4/25/2016 10:00	385.3		
4/25/2016 11:00	229.1		
4/25/2016 12:00	384.3		
4/25/2016 13:00	453.7		
4/25/2016 14:00	536		
4/25/2016 15:00	544.1		
4/25/2016 16:00	617.2		
4/25/2016 17:00	623.6		
4/25/2016 18:00	592.3		
4/25/2016 19:00	568.1		
4/25/2016 20:00	609.3		
4/25/2016 21:00	555.6		
4/25/2016 22:00	526.7		
4/25/2016 23:00	455.5	1498	640.3
4/26/2016 0:00	178.2		
4/26/2016 1:00	132.8		
4/26/2016 2:00	164.3		

	Units 1&2 Combined			
Time	(Part 60 Data)	Day Count		
4/26/2016 3:00	207.7			
4/26/2016 4:00	279.7			
4/26/2016 5:00	364			
4/26/2016 6:00	590.8			
4/26/2016 7:00	527.2			
4/26/2016 8:00	442.4			
4/26/2016 9:00	137.2			
4/26/2016 10:00	142			
4/26/2016 11:00	143.8			
4/26/2016 12:00	140.4			
4/26/2016 13:00	129.2			
4/26/2016 14:00	146.5			
4/26/2016 15:00	145			
4/26/2016 16:00	147			
4/26/2016 17:00	177.6			
4/26/2016 18:00	171.5			
4/26/2016 19:00	344.5			
4/26/2016 20:00	257.1			
4/26/2016 21:00	300.9			
4/26/2016 22:00	0			
4/26/2016 23:00	0	1499		621.6
4/28/2016 0:00	0			
4/28/2016 1:00	0			
4/28/2016 2:00	0			
4/28/2016 3:00	0			
4/28/2016 4:00	0			
4/28/2016 5:00	0			
4/28/2016 6:00	0			
4/28/2016 7:00	3.2			
4/28/2016 8:00	7.2			
4/28/2016 9:00	19.3			
4/28/2016 10:00	36.2			
4/28/2016 11:00	120.4			
4/28/2016 12:00	253			
4/28/2016 13:00	138.5			
4/28/2016 14:00	101.6			
4/28/2016 15:00	383.3			
4/28/2016 16:00	212.7			
4/28/2016 17:00	230.2			
4/28/2016 18:00	346.3			
4/28/2016 19:00	362.7			
4/28/2016 20:00	327.1			
4/28/2016 21:00	454.8			
4/28/2016 22:00	362.8			
4/28/2016 23:00	257.3	1500		583.3

	Units 1&2 Combined		
Time	(Part 60 Data)	Day Count	
4/29/2016 0:00	160.7		
4/29/2016 1:00	215.6		
4/29/2016 2:00	285.4		
4/29/2016 3:00	579.5		
4/29/2016 4:00	260		
4/29/2016 5:00	147.8		
4/29/2016 6:00	145.7		
4/29/2016 7:00	149.6		
4/29/2016 8:00	212.2		
4/29/2016 9:00	229.1		
4/29/2016 10:00	376.2		
4/29/2016 11:00	459.8		
4/29/2016 12:00	483.2		
4/29/2016 13:00	808		
4/29/2016 14:00	722.5		
4/29/2016 15:00	650		
4/29/2016 16:00	561.2		
4/29/2016 17:00	644.8		
4/29/2016 18:00	661		
4/29/2016 19:00	809.3		
4/29/2016 20:00	636.1		
4/29/2016 21:00	462.9		
4/29/2016 22:00	523.8		
4/29/2016 23:00	590.9	1501	556.3
4/30/2016 0:00	618.4		
4/30/2016 1:00	429.4		
4/30/2016 2:00	377.4		
4/30/2016 3:00	594		
4/30/2016 4:00	632.8		
4/30/2016 5:00	525		
4/30/2016 6:00	545.6		
4/30/2016 7:00	684.5		
4/30/2016 8:00	671.1		
4/30/2016 9:00	603.7		
4/30/2016 10:00	663.8		
4/30/2016 11:00	653.2		
4/30/2016 12:00	596.9		
4/30/2016 13:00	533.3		
4/30/2016 14:00	636.7		
4/30/2016 15:00	715.5		
4/30/2016 16:00	733.4		
4/30/2016 17:00	758.5		
4/30/2016 18:00	621.5		
4/30/2016 19:00	640.3		
4/30/2016 20:00	645		

	Units 1&2 Combined			
Time	(Part 60 Data)	Day Count		
4/30/2016 21:00	613.7			
4/30/2016 22:00	421.7			
4/30/2016 23:00	516	1502		554.7
5/1/2016 0:00	528.5			
5/1/2016 1:00	585.8			
5/1/2016 2:00	478.8			
5/1/2016 3:00	505.5			
5/1/2016 4:00	666.9			
5/1/2016 5:00	582.7			
5/1/2016 6:00	523.4			
5/1/2016 7:00	834.7			
5/1/2016 8:00	742.1			
5/1/2016 9:00	706.3			
5/1/2016 10:00	730.4			
5/1/2016 11:00	760.3			
5/1/2016 12:00	688.2			
5/1/2016 13:00	654.6			
5/1/2016 14:00	669.4			
5/1/2016 15:00	818.4			
5/1/2016 16:00	822.8			
5/1/2016 17:00	742.6			
5/1/2016 18:00	690.2			
5/1/2016 19:00	692			
5/1/2016 20:00	710.9			
5/1/2016 21:00	681.5			
5/1/2016 22:00	563.7			
5/1/2016 23:00	516.6	1503		555.9
5/2/2016 0:00	391.7			
5/2/2016 1:00	572.7			
5/2/2016 2:00	463.3			
5/2/2016 3:00	600.9			
5/2/2016 4:00	580.4			
5/2/2016 5:00	610.9			
5/2/2016 6:00	786.1			
5/2/2016 7:00	858.8			
5/2/2016 8:00	740.6			
5/2/2016 9:00	720.7			
5/2/2016 10:00	699.4			
5/2/2016 11:00	726.6			
5/2/2016 12:00	719.5			
5/2/2016 13:00	687.7			
5/2/2016 14:00	760.9			
5/2/2016 15:00	815.3			
5/2/2016 16:00	796			
5/2/2016 17:00	727.8			

	Units 1&2 Combined			
Time	(Part 60 Data)	Day Count		
5/2/2016 18:00	631.4			
5/2/2016 19:00	680.6			
5/2/2016 20:00	736.2			
5/2/2016 21:00	631.2			
5/2/2016 22:00	577.7			
5/2/2016 23:00	618.9	1504		557.5
5/3/2016 0:00	563.3			
5/3/2016 1:00	504.2			
5/3/2016 2:00	537.4			
5/3/2016 3:00	527.7			
5/3/2016 4:00	553.7			
5/3/2016 5:00	679.1			
5/3/2016 6:00	676.9			
5/3/2016 7:00	903.2			
5/3/2016 8:00	637.5			
5/3/2016 9:00	666.5			
5/3/2016 10:00	753.2			
5/3/2016 11:00	726.6			
5/3/2016 12:00	636.7			
5/3/2016 13:00	579.3			
5/3/2016 14:00	636			
5/3/2016 15:00	650			
5/3/2016 16:00	648.3			
5/3/2016 17:00	694.4			
5/3/2016 18:00	611.2			
5/3/2016 19:00	722.3			
5/3/2016 20:00	839.9			
5/3/2016 21:00	618.4			
5/3/2016 22:00	396.3			
5/3/2016 23:00	320.1	1505		562.1
5/4/2016 0:00	431			
5/4/2016 1:00	482.5			
5/4/2016 2:00	415.3			
5/4/2016 3:00	419.8			
5/4/2016 4:00	429.7			
5/4/2016 5:00	631.4			
5/4/2016 6:00	562.6			
5/4/2016 7:00	652			
5/4/2016 8:00	588.3			
5/4/2016 9:00	626.7			
5/4/2016 10:00	597.4			
5/4/2016 11:00	605.4			
5/4/2016 12:00	656.5			
5/4/2016 13:00	970.9			
5/4/2016 14:00	756.4			

	Units 1&2 Combined		
Time	(Part 60 Data)	Day Count	
5/4/2016 15:00	632.5		
5/4/2016 16:00	575.5		
5/4/2016 17:00	505.4		
5/4/2016 18:00	667.3		
5/4/2016 19:00	1003.7		
5/4/2016 20:00	927		
5/4/2016 21:00	567.9		
5/4/2016 22:00	389.3		
5/4/2016 23:00	363.7	1506	564.7
5/5/2016 0:00	522.8		
5/5/2016 1:00	557.4		
5/5/2016 2:00	402.8		
5/5/2016 3:00	451.9		
5/5/2016 4:00	439.4		
5/5/2016 5:00	485		
5/5/2016 6:00	715.5		
5/5/2016 7:00	776.7		
5/5/2016 8:00	798.7		
5/5/2016 9:00	708		
5/5/2016 10:00	649.7		
5/5/2016 11:00	463		
5/5/2016 12:00	703.1		
5/5/2016 13:00	852.7		
5/5/2016 14:00	757.2		
5/5/2016 15:00	558.7		
5/5/2016 16:00	639.4		
5/5/2016 17:00	643.8		
5/5/2016 18:00	609.7		
5/5/2016 19:00	609		
5/5/2016 20:00	720.2		
5/5/2016 21:00	598.5		
5/5/2016 22:00	464.2		
5/5/2016 23:00	340.1	1507	565.4
5/6/2016 0:00	432.5		
5/6/2016 1:00	365.3		
5/6/2016 2:00	345.2		
5/6/2016 3:00	413.1		
5/6/2016 4:00	615.6		
5/6/2016 5:00	685.2		
5/6/2016 6:00	833.1		
5/6/2016 7:00	689		
5/6/2016 8:00	539.5		
5/6/2016 9:00	578.5		
5/6/2016 10:00	658.2		
5/6/2016 11:00	647.9		

	Units 1&2 Combined		
Time	(Part 60 Data)	Day Count	
5/6/2016 12:00	594.9		
5/6/2016 13:00	635.4		
5/6/2016 14:00	581.5		
5/6/2016 15:00	606.7		
5/6/2016 16:00	561.9		
5/6/2016 17:00	545		
5/6/2016 18:00	511.9		
5/6/2016 19:00	641.5		
5/6/2016 20:00	655.8		
5/6/2016 21:00	558.6		
5/6/2016 22:00	444.5		
5/6/2016 23:00	406.8	1508	561.7
5/7/2016 0:00	348.9		
5/7/2016 1:00	254.1		
5/7/2016 2:00	156		
5/7/2016 3:00	166.6		
5/7/2016 4:00	227.5		
5/7/2016 5:00	263.1		
5/7/2016 6:00	236.4		
5/7/2016 7:00	358.5		
5/7/2016 8:00	455.4		
5/7/2016 9:00	355.3		
5/7/2016 10:00	344.5		
5/7/2016 11:00	438.7		
5/7/2016 12:00	300.7		
5/7/2016 13:00	315.7		
5/7/2016 14:00	292.8		
5/7/2016 15:00	274.4		
5/7/2016 16:00	329.1		
5/7/2016 17:00	366.7		
5/7/2016 18:00	387.7		
5/7/2016 19:00	535.3		
5/7/2016 20:00	422.6		
5/7/2016 21:00	371		
5/7/2016 22:00	368.9		
5/7/2016 23:00	276.5	1509	549.4
5/8/2016 0:00	196.1		
5/8/2016 1:00	218.1		
5/8/2016 2:00	202.9		
5/8/2016 3:00	182.6		
5/8/2016 4:00	180.6		
5/8/2016 5:00	180.3		
5/8/2016 6:00	210.4		
5/8/2016 7:00	395.2		
5/8/2016 8:00	372.9		

	Units 1&2 Combined			
Time	(Part 60 Data)	Day Count		
5/8/2016 9:00	424.9			
5/8/2016 10:00	478.4			
5/8/2016 11:00	454			
5/8/2016 12:00	441.6			
5/8/2016 13:00	411.9			
5/8/2016 14:00	421.2			
5/8/2016 15:00	446.5			
5/8/2016 16:00	530.6			
5/8/2016 17:00	545.7			
5/8/2016 18:00	610.8			
5/8/2016 19:00	470.9			
5/8/2016 20:00	422.5			
5/8/2016 21:00	354.7			
5/8/2016 22:00	324.4			
5/8/2016 23:00	374.8	1510	536.8	
5/9/2016 0:00	372.2			
5/9/2016 1:00	346			
5/9/2016 2:00	373.4			
5/9/2016 3:00	403.1			
5/9/2016 4:00	317.2			
5/9/2016 5:00	306.4			
5/9/2016 6:00	342.7			
5/9/2016 7:00	348.3			
5/9/2016 8:00	418.2			
5/9/2016 9:00	548.1			
5/9/2016 10:00	640.2			
5/9/2016 11:00	730			
5/9/2016 12:00	796.3			
5/9/2016 13:00	635.6			
5/9/2016 14:00	511.2			
5/9/2016 15:00	611.1			
5/9/2016 16:00	528.1			
5/9/2016 17:00	515.3			
5/9/2016 18:00	447.8			
5/9/2016 19:00	730.4			
5/9/2016 20:00	686.9			
5/9/2016 21:00	457.9			
5/9/2016 22:00	324.8			
5/9/2016 23:00	195.2	1511	526.5	
5/10/2016 0:00	171.3			
5/10/2016 1:00	165.6			
5/10/2016 2:00	112.2			
5/10/2016 3:00	116.1			
5/10/2016 4:00	159			
5/10/2016 5:00	312.3			

	Units 1&2 Combined		
Time	(Part 60 Data)	Day Count	
5/10/2016 6:00	487.2		
5/10/2016 7:00	505.3		
5/10/2016 8:00	647.9		
5/10/2016 9:00	564.7		
5/10/2016 10:00	572.9		
5/10/2016 11:00	611.4		
5/10/2016 12:00	551		
5/10/2016 13:00	754		
5/10/2016 14:00	488.2		
5/10/2016 15:00	558.8		
5/10/2016 16:00	612.8		
5/10/2016 17:00	680		
5/10/2016 18:00	588.4		
5/10/2016 19:00	598.3		
5/10/2016 20:00	569.3		
5/10/2016 21:00	446.9		
5/10/2016 22:00	467.2		
5/10/2016 23:00	171	1512	515.6
5/11/2016 0:00	84.1		
5/11/2016 1:00	98.3		
5/11/2016 2:00	97.3		
5/11/2016 3:00	97.7		
5/11/2016 4:00	132.1		
5/11/2016 5:00	195.5		
5/11/2016 6:00	319.4		
5/11/2016 7:00	366.7		
5/11/2016 8:00	553		
5/11/2016 9:00	599.4		
5/11/2016 10:00	578.6		
5/11/2016 11:00	517.3		
5/11/2016 12:00	557.5		
5/11/2016 13:00	624.8		
5/11/2016 14:00	1020.1		
5/11/2016 15:00	892.8		
5/11/2016 16:00	168.1		
5/11/2016 17:00	679.7		
5/11/2016 18:00	690.8		
5/11/2016 19:00	581		
5/11/2016 20:00	559.2		
5/11/2016 21:00	559.5		
5/11/2016 22:00	425.6		
5/11/2016 23:00	496.7	1513	504.7
5/12/2016 0:00	308.6		
5/12/2016 1:00	120.7		
5/12/2016 2:00	99.2		

	Units 1&2 Combined			
Time	(Part 60 Data)	Day Count		
5/12/2016 3:00	121.7			
5/12/2016 4:00	195.3			
5/12/2016 5:00	193.4			
5/12/2016 6:00	340.1			
5/12/2016 7:00	597.3			
5/12/2016 8:00	535.8			
5/12/2016 9:00	545.3			
5/12/2016 10:00	572.5			
5/12/2016 11:00	878			
5/12/2016 12:00	865.6			
5/12/2016 13:00	699.5			
5/12/2016 14:00	542.6			
5/12/2016 15:00	596.2			
5/12/2016 16:00	649.5			
5/12/2016 17:00	648.9			
5/12/2016 18:00	538.5			
5/12/2016 19:00	459.8			
5/12/2016 20:00	451.6			
5/12/2016 21:00	381.9			
5/12/2016 22:00	411.2			
5/12/2016 23:00	332.2	1514		492.8
5/13/2016 0:00	78.6			
5/13/2016 1:00	79.4			
5/13/2016 2:00	123.7			
5/13/2016 3:00	135			
5/13/2016 4:00	160.8			
5/13/2016 5:00	220.5			
5/13/2016 6:00	279.4			
5/13/2016 7:00	364.9			
5/13/2016 8:00	591			
5/13/2016 9:00	496.9			
5/13/2016 10:00	441.9			
5/13/2016 11:00	346.1			
5/13/2016 12:00	383.2			
5/13/2016 13:00	436.3			
5/13/2016 14:00	553.7			
5/13/2016 15:00	968			
5/13/2016 16:00	543.8			
5/13/2016 17:00	374			
5/13/2016 18:00	173.3			
5/13/2016 19:00	203.2			
5/13/2016 20:00	194.7			
5/13/2016 21:00	349.8			
5/13/2016 22:00	267.2			
5/13/2016 23:00	198.8	1515		478.9

	Units 1&2 Combined		
Time	(Part 60 Data)	Day Count	
5/14/2016 0:00	198.4		
5/14/2016 1:00	125.3		
5/14/2016 2:00	106		
5/14/2016 3:00	105.5		
5/14/2016 4:00	111.1		
5/14/2016 5:00	119.4		
5/14/2016 6:00	171.1		
5/14/2016 7:00	288.5		
5/14/2016 8:00	351.9		
5/14/2016 9:00	436.8		
5/14/2016 10:00	477.9		
5/14/2016 11:00	439.7		
5/14/2016 12:00	353.7		
5/14/2016 13:00	333.7		
5/14/2016 14:00	294.6		
5/14/2016 15:00	333.5		
5/14/2016 16:00	315.3		
5/14/2016 17:00	247		
5/14/2016 18:00	216.5		
5/14/2016 19:00	158.1		
5/14/2016 20:00	116.1		
5/14/2016 21:00	80.6		
5/14/2016 22:00	121.2		
5/14/2016 23:00	86.6	1516	462.5
5/15/2016 0:00	85.2		
5/15/2016 1:00	110.8		
5/15/2016 2:00	112.5		
5/15/2016 3:00	164.1		
5/15/2016 4:00	144.7		
5/15/2016 5:00	190.9		
5/15/2016 6:00	170.2		
5/15/2016 7:00	490.1		
5/15/2016 8:00	454.5		
5/15/2016 9:00	422.7		
5/15/2016 10:00	436		
5/15/2016 11:00	422		
5/15/2016 12:00	411		
5/15/2016 13:00	434.1		
5/15/2016 14:00	418.5		
5/15/2016 15:00	422.5		
5/15/2016 16:00	461.2		
5/15/2016 17:00	506.6		
5/15/2016 18:00	481.9		
5/15/2016 19:00	552		
5/15/2016 20:00	598		

	Units 1&2 Combined		
Time	(Part 60 Data)	Day Count	
5/15/2016 21:00	516.8		
5/15/2016 22:00	472		
5/15/2016 23:00	547.7	1517	467.8
5/16/2016 0:00	560.4		
5/16/2016 1:00	515.9		
5/16/2016 2:00	507.1		
5/16/2016 3:00	592.5		
5/16/2016 4:00	585.7		
5/16/2016 5:00	941.4		
5/16/2016 6:00	838.5		
5/16/2016 7:00	1234.6		
5/16/2016 8:00	826.3		
5/16/2016 9:00	717.7		
5/16/2016 10:00	691.2		
5/16/2016 11:00	1021.7		
5/16/2016 12:00	1075		
5/16/2016 13:00	1210.6		
5/16/2016 14:00	1084.3		
5/16/2016 15:00	1132		
5/16/2016 16:00	1560.7		
5/16/2016 17:00	1363.3		
5/16/2016 18:00	1415.3		
5/16/2016 19:00	1634.2		
5/16/2016 20:00	1411.1		
5/16/2016 21:00	996.1		
5/16/2016 22:00	1148.6		
5/16/2016 23:00	800.6	1518	480.1
5/17/2016 0:00	396.7		
5/17/2016 1:00	344.3		
5/17/2016 2:00	288.5		
5/17/2016 3:00	446.8		
5/17/2016 4:00	676.3		
5/17/2016 5:00	996.4		
5/17/2016 6:00	1143.8		
5/17/2016 7:00	1747.1		
5/17/2016 8:00	1700.2		
5/17/2016 9:00	1401.1		
5/17/2016 10:00	1977		
5/17/2016 11:00	1859.3		
5/17/2016 12:00	1549.1		
5/17/2016 13:00	1441		
5/17/2016 14:00	1439.4		
5/17/2016 15:00	1659		
5/17/2016 16:00	1849.8		
5/17/2016 17:00	1746.7		

	Units 1&2 Combined			
Time	(Part 60 Data)	Day Count		
5/17/2016 18:00	1294.6			
5/17/2016 19:00	1289.6			
5/17/2016 20:00	1486.7			
5/17/2016 21:00	1292.4			
5/17/2016 22:00	1272.7			
5/17/2016 23:00	963.6	1519	498.9	
5/18/2016 0:00	523.7			
5/18/2016 1:00	357.2			
5/18/2016 2:00	353.1			
5/18/2016 3:00	349.5			
5/18/2016 4:00	510.8			
5/18/2016 5:00	749.2			
5/18/2016 6:00	994.3			
5/18/2016 7:00	1417.9			
5/18/2016 8:00	1353.1			
5/18/2016 9:00	1514.6			
5/18/2016 10:00	1113.5			
5/18/2016 11:00	1006.9			
5/18/2016 12:00	1137.7			
5/18/2016 13:00	1251.4			
5/18/2016 14:00	1211.5			
5/18/2016 15:00	1244.8			
5/18/2016 16:00	1304.3			
5/18/2016 17:00	1255.1			
5/18/2016 18:00	1192.2			
5/18/2016 19:00	2134			
5/18/2016 20:00	2082.7			
5/18/2016 21:00	1849			
5/18/2016 22:00	1305.2			
5/18/2016 23:00	912	1520	517.5	
5/19/2016 0:00	521			
5/19/2016 1:00	374.6			
5/19/2016 2:00	259.7			
5/19/2016 3:00	397.8			
5/19/2016 4:00	460.6			
5/19/2016 5:00	418.5			
5/19/2016 6:00	390			
5/19/2016 7:00	559.5			
5/19/2016 8:00	697.7			
5/19/2016 9:00	913.1			
5/19/2016 10:00	1651.6			
5/19/2016 11:00	1445.1			
5/19/2016 12:00	1472.5			
5/19/2016 13:00	1514.3			
5/19/2016 14:00	1328.3			

	Units 1&2 Combined			
Time	(Part 60 Data)	Day Count		
5/19/2016 15:00	1534			
5/19/2016 16:00	1550.6			
5/19/2016 17:00	1550.5			
5/19/2016 18:00	1281.1			
5/19/2016 19:00	1208.5			
5/19/2016 20:00	1505.1			
5/19/2016 21:00	781			
5/19/2016 22:00	443.9			
5/19/2016 23:00	299.2	1521	528.7	
5/20/2016 0:00	195			
5/20/2016 1:00	61.7			
5/20/2016 2:00	26.5			
5/20/2016 3:00	29.5			
5/20/2016 4:00	41.8			
5/20/2016 5:00	108.3			
5/20/2016 6:00	208.3			
5/20/2016 7:00	165.5			
5/20/2016 8:00	88.6			
5/20/2016 9:00	94			
5/20/2016 10:00	107.1			
5/20/2016 11:00	109.4			
5/20/2016 12:00	101.6			
5/20/2016 13:00	84.6			
5/20/2016 14:00	68.6			
5/20/2016 15:00	133.1			
5/20/2016 16:00	170.4			
5/20/2016 17:00	106.8			
5/20/2016 18:00	121.1			
5/20/2016 19:00	204.1			
5/20/2016 20:00	283.3			
5/20/2016 21:00	214.6			
5/20/2016 22:00	129.1			
5/20/2016 23:00	139.9	1522	520.3	
5/21/2016 0:00	151.6			
5/21/2016 1:00	54.7			
5/21/2016 2:00	2.8			
5/21/2016 3:00	24			
5/21/2016 4:00	35.9			
5/21/2016 5:00	55.3			
5/21/2016 6:00	107.7			
5/21/2016 7:00	248.7			
5/21/2016 8:00	277.1			
5/21/2016 9:00	321			
5/21/2016 10:00	429.1			
5/21/2016 11:00	287.6			

	Units 1&2 Combined			
Time	(Part 60 Data)	Day Count		
5/21/2016 12:00	258.9			
5/21/2016 13:00	385.7			
5/21/2016 14:00	296.2			
5/21/2016 15:00	425.7			
5/21/2016 16:00	413.8			
5/21/2016 17:00	364.5			
5/21/2016 18:00	394			
5/21/2016 19:00	414.5			
5/21/2016 20:00	610.3			
5/21/2016 21:00	777.1			
5/21/2016 22:00	609.7			
5/21/2016 23:00	157.4	1523		520.4
5/22/2016 0:00	83.7			
5/22/2016 1:00	0			
5/22/2016 2:00	0			
5/22/2016 3:00	0			
5/22/2016 4:00	0			
5/22/2016 5:00	0			
5/22/2016 6:00	0			
5/22/2016 7:00	0			
5/22/2016 8:00	0			
5/22/2016 9:00	0			
5/22/2016 10:00	0			
5/22/2016 11:00	0			
5/22/2016 12:00	0			
5/22/2016 13:00	0			
5/22/2016 14:00	0			
5/22/2016 15:00	0			
5/22/2016 16:00	0			
5/22/2016 17:00	0			
5/22/2016 18:00	0			
5/22/2016 19:00	0			
5/22/2016 20:00	0			
5/22/2016 21:00	0			
5/22/2016 22:00	0			
5/22/2016 23:00	0	1524		526.5
5/31/2016 0:00	0			
5/31/2016 1:00	0			
5/31/2016 2:00	0			
5/31/2016 3:00	0.9			
5/31/2016 4:00	0			
5/31/2016 5:00	0			
5/31/2016 6:00	0			
5/31/2016 7:00	0			
5/31/2016 8:00	0			

	Units 1&2 Combined			
Time	(Part 60 Data)	Day Count		
5/31/2016 9:00	7			
5/31/2016 10:00	16.9			
5/31/2016 11:00	91.4			
5/31/2016 12:00	90.1			
5/31/2016 13:00	150.3			
5/31/2016 14:00	215.8			
5/31/2016 15:00	313.1			
5/31/2016 16:00	321.3			
5/31/2016 17:00	317.9			
5/31/2016 18:00	307.1			
5/31/2016 19:00	293.5			
5/31/2016 20:00	287.1			
5/31/2016 21:00	378.1			
5/31/2016 22:00	642.7			
5/31/2016 23:00	597.7	1525		526.0
6/1/2016 0:00	507			
6/1/2016 1:00	328			
6/1/2016 2:00	303.8			
6/1/2016 3:00	265			
6/1/2016 4:00	270			
6/1/2016 5:00	351			
6/1/2016 6:00	546.4			
6/1/2016 7:00	541.4			
6/1/2016 8:00	635.5			
6/1/2016 9:00	530			
6/1/2016 10:00	494.1			
6/1/2016 11:00	527.8			
6/1/2016 12:00	477.3			
6/1/2016 13:00	427.2			
6/1/2016 14:00	553.1			
6/1/2016 15:00	552.5			
6/1/2016 16:00	571.2			
6/1/2016 17:00	568.3			
6/1/2016 18:00	615.2			
6/1/2016 19:00	618			
6/1/2016 20:00	582.4			
6/1/2016 21:00	561.5			
6/1/2016 22:00	556.2			
6/1/2016 23:00	526.1	1526		531.4
6/2/2016 0:00	583.3			
6/2/2016 1:00	601.7			
6/2/2016 2:00	410.3			
6/2/2016 3:00	450.7			
6/2/2016 4:00	538.3			
6/2/2016 5:00	472.4			

	Units 1&2 Combined		
Time	(Part 60 Data)		Day Count
6/2/2016 6:00	525.6		
6/2/2016 7:00	544.2		
6/2/2016 8:00	623.7		
6/2/2016 9:00	509.1		
6/2/2016 10:00	658.7		
6/2/2016 11:00	599		
6/2/2016 12:00	590.1		
6/2/2016 13:00	557.1		
6/2/2016 14:00	579.9		
6/2/2016 15:00	653.6		
6/2/2016 16:00	596.7		
6/2/2016 17:00	633.9		
6/2/2016 18:00	603.2		
6/2/2016 19:00	606.2		
6/2/2016 20:00	619.2		
6/2/2016 21:00	629.7		
6/2/2016 22:00	836.9		
6/2/2016 23:00	598.9	1527	530.4
6/3/2016 0:00	408.4		
6/3/2016 1:00	343.4		
6/3/2016 2:00	376		
6/3/2016 3:00	526.4		
6/3/2016 4:00	680.1		
6/3/2016 5:00	672.8		
6/3/2016 6:00	552.4		
6/3/2016 7:00	416		
6/3/2016 8:00	798.7		
6/3/2016 9:00	633.7		
6/3/2016 10:00	625.8		
6/3/2016 11:00	625.5		
6/3/2016 12:00	678.5		
6/3/2016 13:00	674.2		
6/3/2016 14:00	672.3		
6/3/2016 15:00	681.5		
6/3/2016 16:00	682		
6/3/2016 17:00	679.7		
6/3/2016 18:00	687.7		
6/3/2016 19:00	695.5		
6/3/2016 20:00	724.3		
6/3/2016 21:00	905.1		
6/3/2016 22:00	650.8		
6/3/2016 23:00	666	1528	538.9
6/4/2016 0:00	476.6		
6/4/2016 1:00	375.6		
6/4/2016 2:00	396.6		

	Units 1&2 Combined		
Time	(Part 60 Data)	Day Count	
6/4/2016 3:00	334.9		
6/4/2016 4:00	338.1		
6/4/2016 5:00	273.6		
6/4/2016 6:00	245.4		
6/4/2016 7:00	341.8		
6/4/2016 8:00	346.3		
6/4/2016 9:00	437.4		
6/4/2016 10:00	534.8		
6/4/2016 11:00	602.3		
6/4/2016 12:00	595.2		
6/4/2016 13:00	585.6		
6/4/2016 14:00	595		
6/4/2016 15:00	601.3		
6/4/2016 16:00	607.9		
6/4/2016 17:00	604		
6/4/2016 18:00	621.3		
6/4/2016 19:00	582.4		
6/4/2016 20:00	595		
6/4/2016 21:00	584.5		
6/4/2016 22:00	509.1		
6/4/2016 23:00	525.5	1529	546.8
6/5/2016 0:00	421		
6/5/2016 1:00	374.4		
6/5/2016 2:00	303		
6/5/2016 3:00	264.3		
6/5/2016 4:00	262.6		
6/5/2016 5:00	259.3		
6/5/2016 6:00	229.7		
6/5/2016 7:00	321.2		
6/5/2016 8:00	372		
6/5/2016 9:00	556.4		
6/5/2016 10:00	578.7		
6/5/2016 11:00	574.5		
6/5/2016 12:00	611.1		
6/5/2016 13:00	604		
6/5/2016 14:00	613.6		
6/5/2016 15:00	629.9		
6/5/2016 16:00	613		
6/5/2016 17:00	645.8		
6/5/2016 18:00	637.6		
6/5/2016 19:00	656		
6/5/2016 20:00	688.7		
6/5/2016 21:00	764.2		
6/5/2016 22:00	696.9		
6/5/2016 23:00	727.7	1530	554.0

	Units 1&2 Combined		
Time	(Part 60 Data)	Day Count	
6/6/2016 0:00	708.3		
6/6/2016 1:00	753.6		
6/6/2016 2:00	911.2		
6/6/2016 3:00	1105		
6/6/2016 4:00	928.2		
6/6/2016 5:00	991.8		
6/6/2016 6:00	1131.4		
6/6/2016 7:00	995.6		
6/6/2016 8:00	858.9		
6/6/2016 9:00	1019.2		
6/6/2016 10:00	1072.6		
6/6/2016 11:00	982.2		
6/6/2016 12:00	1220.9		
6/6/2016 13:00	1083.8		
6/6/2016 14:00	875.3		
6/6/2016 15:00	988.7		
6/6/2016 16:00	1056.7		
6/6/2016 17:00	1080.9		
6/6/2016 18:00	1198.1		
6/6/2016 19:00	1171.1		
6/6/2016 20:00	1203.4		
6/6/2016 21:00	1248.3		
6/6/2016 22:00	1019.1		
6/6/2016 23:00	1031.4	1531	574.1
6/7/2016 0:00	973.1		
6/7/2016 1:00	754.7		
6/7/2016 2:00	586		
6/7/2016 3:00	584.2		
6/7/2016 4:00	634.6		
6/7/2016 5:00	737.4		
6/7/2016 6:00	706.1		
6/7/2016 7:00	713.9		
6/7/2016 8:00	1073.9		
6/7/2016 9:00	1129.2		
6/7/2016 10:00	1060.7		
6/7/2016 11:00	1040.4		
6/7/2016 12:00	1000		
6/7/2016 13:00	926.6		
6/7/2016 14:00	874.8		
6/7/2016 15:00	909.5		
6/7/2016 16:00	937.7		
6/7/2016 17:00	1025.1		
6/7/2016 18:00	1038		
6/7/2016 19:00	966.5		
6/7/2016 20:00	993		

	Units 1&2 Combined		
Time	(Part 60 Data)	Day Count	
6/7/2016 21:00	865.6		
6/7/2016 22:00	868.5		
6/7/2016 23:00	663.2	1532	583.7
6/8/2016 0:00	649.2		
6/8/2016 1:00	704		
6/8/2016 2:00	670.1		
6/8/2016 3:00	637.9		
6/8/2016 4:00	581.6		
6/8/2016 5:00	674.6		
6/8/2016 6:00	767		
6/8/2016 7:00	681.1		
6/8/2016 8:00	883.2		
6/8/2016 9:00	1215.4		
6/8/2016 10:00	1119.2		
6/8/2016 11:00	1217.3		
6/8/2016 12:00	1289.1		
6/8/2016 13:00	1645		
6/8/2016 14:00	1324.3		
6/8/2016 15:00	1251.3		
6/8/2016 16:00	1369.5		
6/8/2016 17:00	1462.1		
6/8/2016 18:00	1204.6		
6/8/2016 19:00	1016.6		
6/8/2016 20:00	1277.4		
6/8/2016 21:00	911.1		
6/8/2016 22:00	785.4		
6/8/2016 23:00	651.7	1533	595.4
6/9/2016 0:00	656.7		
6/9/2016 1:00	637.8		
6/9/2016 2:00	636.1		
6/9/2016 3:00	636.6		
6/9/2016 4:00	619		
6/9/2016 5:00	818		
6/9/2016 6:00	1044.6		
6/9/2016 7:00	1067		
6/9/2016 8:00	1117.4		
6/9/2016 9:00	1121.5		
6/9/2016 10:00	1209.1		
6/9/2016 11:00	1496.3		
6/9/2016 12:00	1914.6		
6/9/2016 13:00	1635.3		
6/9/2016 14:00	1459.8		
6/9/2016 15:00	1179.9		
6/9/2016 16:00	1204		
6/9/2016 17:00	1356.2		

	Units 1&2 Combined			
Time	(Part 60 Data)	Day Count		
6/9/2016 18:00	1247.3			
6/9/2016 19:00	1078.9			
6/9/2016 20:00	1390.1			
6/9/2016 21:00	1152.9			
6/9/2016 22:00	748			
6/9/2016 23:00	711.9	1534		610.0
6/10/2016 0:00	570.7			
6/10/2016 1:00	575.1			
6/10/2016 2:00	644			
6/10/2016 3:00	728.3			
6/10/2016 4:00	727.1			
6/10/2016 5:00	700.1			
6/10/2016 6:00	690.5			
6/10/2016 7:00	622.9			
6/10/2016 8:00	1279.8			
6/10/2016 9:00	1357.8			
6/10/2016 10:00	1149.9			
6/10/2016 11:00	1272.9			
6/10/2016 12:00	1242.6			
6/10/2016 13:00	1186.1			
6/10/2016 14:00	1182.2			
6/10/2016 15:00	1237.9			
6/10/2016 16:00	1614			
6/10/2016 17:00	1566.8			
6/10/2016 18:00	1071.3			
6/10/2016 19:00	817.5			
6/10/2016 20:00	778.1			
6/10/2016 21:00	499.4			
6/10/2016 22:00	419.8			
6/10/2016 23:00	436	1535		620.5
6/11/2016 0:00	492.8			
6/11/2016 1:00	579.7			
6/11/2016 2:00	612.5			
6/11/2016 3:00	634.9			
6/11/2016 4:00	569.2			
6/11/2016 5:00	583.4			
6/11/2016 6:00	575.4			
6/11/2016 7:00	615.2			
6/11/2016 8:00	817.1			
6/11/2016 9:00	912.8			
6/11/2016 10:00	1426.5			
6/11/2016 11:00	1573.4			
6/11/2016 12:00	1540			
6/11/2016 13:00	1574.1			
6/11/2016 14:00	1510			

	Units 1&2 Combined		
Time	(Part 60 Data)	Day Count	
6/11/2016 15:00	1539.2		
6/11/2016 16:00	1448.9		
6/11/2016 17:00	1457.3		
6/11/2016 18:00	1483.9		
6/11/2016 19:00	1584.2		
6/11/2016 20:00	1517.3		
6/11/2016 21:00	1651.1		
6/11/2016 22:00	1547.8		
6/11/2016 23:00	1293.6	1536	639.5
6/12/2016 0:00	1273.4		
6/12/2016 1:00	1342.9		
6/12/2016 2:00	847.1		
6/12/2016 3:00	684		
6/12/2016 4:00	654.2		
6/12/2016 5:00	692.4		
6/12/2016 6:00	761.8		
6/12/2016 7:00	905.2		
6/12/2016 8:00	1283.7		
6/12/2016 9:00	1421.4		
6/12/2016 10:00	1482		
6/12/2016 11:00	1453.4		
6/12/2016 12:00	1422.5		
6/12/2016 13:00	1441		
6/12/2016 14:00	1333.9		
6/12/2016 15:00	1339.3		
6/12/2016 16:00	1297.9		
6/12/2016 17:00	1355.5		
6/12/2016 18:00	1338.5		
6/12/2016 19:00	1102.3		
6/12/2016 20:00	1098.3		
6/12/2016 21:00	959.3		
6/12/2016 22:00	913.3		
6/12/2016 23:00	739.8	1537	657.9
6/13/2016 0:00	557.4		
6/13/2016 1:00	627.2		
6/13/2016 2:00	575.8		
6/13/2016 3:00	640.9		
6/13/2016 4:00	611.7		
6/13/2016 5:00	580.2		
6/13/2016 6:00	855.7		
6/13/2016 7:00	951.6		
6/13/2016 8:00	911.4		
6/13/2016 9:00	1206		
6/13/2016 10:00	1064.2		
6/13/2016 11:00	1121		

	Units 1&2 Combined		
Time	(Part 60 Data)	Day Count	
6/13/2016 12:00	1239.2		
6/13/2016 13:00	1197.9		
6/13/2016 14:00	1433.4		
6/13/2016 15:00	1677.8		
6/13/2016 16:00	1702.7		
6/13/2016 17:00	1423.4		
6/13/2016 18:00	1209.9		
6/13/2016 19:00	1219.1		
6/13/2016 20:00	1403.5		
6/13/2016 21:00	1142.6		
6/13/2016 22:00	924.5		
6/13/2016 23:00	658.3	1538	674.4
6/14/2016 0:00	439.7		
6/14/2016 1:00	559.7		
6/14/2016 2:00	505.9		
6/14/2016 3:00	469		
6/14/2016 4:00	482.2		
6/14/2016 5:00	559.3		
6/14/2016 6:00	827.8		
6/14/2016 7:00	765.3		
6/14/2016 8:00	927.6		
6/14/2016 9:00	994.5		
6/14/2016 10:00	1031		
6/14/2016 11:00	1083.6		
6/14/2016 12:00	962.5		
6/14/2016 13:00	886.5		
6/14/2016 14:00	868.6		
6/14/2016 15:00	868.2		
6/14/2016 16:00	856		
6/14/2016 17:00	856.2		
6/14/2016 18:00	868.8		
6/14/2016 19:00	874.6		
6/14/2016 20:00	903.5		
6/14/2016 21:00	785.1		
6/14/2016 22:00	626.6		
6/14/2016 23:00	636.2	1539	690.1
6/15/2016 0:00	618.3		
6/15/2016 1:00	533.8		
6/15/2016 2:00	515.4		
6/15/2016 3:00	437.6		
6/15/2016 4:00	404.4		
6/15/2016 5:00	537.9		
6/15/2016 6:00	482.2		
6/15/2016 7:00	659.7		
6/15/2016 8:00	994.2		

	Units 1&2 Combined			
Time	(Part 60 Data)	Day Count		
6/15/2016 9:00	1022.9			
6/15/2016 10:00	868			
6/15/2016 11:00	970.7			
6/15/2016 12:00	973.5			
6/15/2016 13:00	950.2			
6/15/2016 14:00	1825.6			
6/15/2016 15:00	960.1			
6/15/2016 16:00	822.7			
6/15/2016 17:00	868.8			
6/15/2016 18:00	907.2			
6/15/2016 19:00	866.2			
6/15/2016 20:00	823.6			
6/15/2016 21:00	824.1			
6/15/2016 22:00	773.6			
6/15/2016 23:00	711.1	1540		705.4
6/16/2016 0:00	826.9			
6/16/2016 1:00	898.6			
6/16/2016 2:00	762.1			
6/16/2016 3:00	811.6			
6/16/2016 4:00	805.3			
6/16/2016 5:00	1039.6			
6/16/2016 6:00	1086.3			
6/16/2016 7:00	1062.2			
6/16/2016 8:00	1012.4			
6/16/2016 9:00	877.3			
6/16/2016 10:00	810.9			
6/16/2016 11:00	864.2			
6/16/2016 12:00	958.9			
6/16/2016 13:00	991.3			
6/16/2016 14:00	1065.7			
6/16/2016 15:00	976.7			
6/16/2016 16:00	941.9			
6/16/2016 17:00	970.4			
6/16/2016 18:00	971.4			
6/16/2016 19:00	918.6			
6/16/2016 20:00	909.8			
6/16/2016 21:00	1025.1			
6/16/2016 22:00	874.6			
6/16/2016 23:00	580.5	1541		720.5
6/17/2016 0:00	569.9			
6/17/2016 1:00	735.4			
6/17/2016 2:00	576.1			
6/17/2016 3:00	431.2			
6/17/2016 4:00	557.1			
6/17/2016 5:00	532.2			

	Units 1&2 Combined		
Time	(Part 60 Data)	Day Count	
6/17/2016 6:00	473.2		
6/17/2016 7:00	213.2		
6/17/2016 8:00	404		
6/17/2016 9:00	465.9		
6/17/2016 10:00	345.1		
6/17/2016 11:00	401.2		
6/17/2016 12:00	612.3		
6/17/2016 13:00	834.8		
6/17/2016 14:00	824.1		
6/17/2016 15:00	601.7		
6/17/2016 16:00	465		
6/17/2016 17:00	607.9		
6/17/2016 18:00	894.9		
6/17/2016 19:00	815.8		
6/17/2016 20:00	754.4		
6/17/2016 21:00	565.2		
6/17/2016 22:00	441.2		
6/17/2016 23:00	354	1542	724.2
6/18/2016 0:00	400.4		
6/18/2016 1:00	427		
6/18/2016 2:00	402.4		
6/18/2016 3:00	411.3		
6/18/2016 4:00	371.3		
6/18/2016 5:00	365.6		
6/18/2016 6:00	383		
6/18/2016 7:00	444.6		
6/18/2016 8:00	489.5		
6/18/2016 9:00	510.9		
6/18/2016 10:00	600.1		
6/18/2016 11:00	924.2		
6/18/2016 12:00	821.3		
6/18/2016 13:00	724.1		
6/18/2016 14:00	781.6		
6/18/2016 15:00	1059.6		
6/18/2016 16:00	896.1		
6/18/2016 17:00	799.8		
6/18/2016 18:00	1011.7		
6/18/2016 19:00	902.2		
6/18/2016 20:00	833.2		
6/18/2016 21:00	758.8		
6/18/2016 22:00	596.9		
6/18/2016 23:00	428.1	1543	730.7
6/19/2016 0:00	461.7		
6/19/2016 1:00	298.2		
6/19/2016 2:00	247.9		

	Units 1&2 Combined			
Time	(Part 60 Data)	Day Count		
6/19/2016 3:00	230.1			
6/19/2016 4:00	209.7			
6/19/2016 5:00	231.2			
6/19/2016 6:00	272.8			
6/19/2016 7:00	375.5			
6/19/2016 8:00	543.1			
6/19/2016 9:00	578.1			
6/19/2016 10:00	574.1			
6/19/2016 11:00	726.6			
6/19/2016 12:00	715.6			
6/19/2016 13:00	613.3			
6/19/2016 14:00	703.8			
6/19/2016 15:00	856.6			
6/19/2016 16:00	900.9			
6/19/2016 17:00	991.6			
6/19/2016 18:00	1031.5			
6/19/2016 19:00	921.5			
6/19/2016 20:00	1057.5			
6/19/2016 21:00	939.7			
6/19/2016 22:00	609.2			
6/19/2016 23:00	406.4	1544		735.7
6/20/2016 0:00	388.4			
6/20/2016 1:00	391.3			
6/20/2016 2:00	381.5			
6/20/2016 3:00	381.8			
6/20/2016 4:00	361.2			
6/20/2016 5:00	359.9			
6/20/2016 6:00	458.8			
6/20/2016 7:00	450.6			
6/20/2016 8:00	382.2			
6/20/2016 9:00	388.5			
6/20/2016 10:00	414.3			
6/20/2016 11:00	442.3			
6/20/2016 12:00	498.9			
6/20/2016 13:00	549.9			
6/20/2016 14:00	809.5			
6/20/2016 15:00	736.9			
6/20/2016 16:00	667.3			
6/20/2016 17:00	799.8			
6/20/2016 18:00	839.9			
6/20/2016 19:00	887			
6/20/2016 20:00	995.4			
6/20/2016 21:00	982.5			
6/20/2016 22:00	656.2			
6/20/2016 23:00	729.5	1545		744.3

	Units 1&2 Combined		
Time	(Part 60 Data)	Day Count	
6/21/2016 0:00	744.6		
6/21/2016 1:00	568.5		
6/21/2016 2:00	419.1		
6/21/2016 3:00	543.6		
6/21/2016 4:00	564.5		
6/21/2016 5:00	487		
6/21/2016 6:00	483.2		
6/21/2016 7:00	470.8		
6/21/2016 8:00	461.1		
6/21/2016 9:00	521.1		
6/21/2016 10:00	1114.2		
6/21/2016 11:00	1010.9		
6/21/2016 12:00	764.9		
6/21/2016 13:00	640.7		
6/21/2016 14:00	701.5		
6/21/2016 15:00	855.3		
6/21/2016 16:00	958.7		
6/21/2016 17:00	999.1		
6/21/2016 18:00	728		
6/21/2016 19:00	583.3		
6/21/2016 20:00	475.5		
6/21/2016 21:00	457.4		
6/21/2016 22:00	679.6		
6/21/2016 23:00	509.2	1546	759.1
6/22/2016 0:00	449		
6/22/2016 1:00	393.8		
6/22/2016 2:00	391.3		
6/22/2016 3:00	418.9		
6/22/2016 4:00	450.9		
6/22/2016 5:00	469.3		
6/22/2016 6:00	421		
6/22/2016 7:00	577.3		
6/22/2016 8:00	721.4		
6/22/2016 9:00	801		
6/22/2016 10:00	946.1		
6/22/2016 11:00	1065.9		
6/22/2016 12:00	966.1		
6/22/2016 13:00	920.6		
6/22/2016 14:00	987.9		
6/22/2016 15:00	1029.6		
6/22/2016 16:00	1160.4		
6/22/2016 17:00	1098.8		
6/22/2016 18:00	1057.8		
6/22/2016 19:00	1066.3		
6/22/2016 20:00	1113.8		

	Units 1&2 Combined			
Time	(Part 60 Data)	Day Count		
6/22/2016 21:00	1051.6			
6/22/2016 22:00	731.1			
6/22/2016 23:00	686.6	1547		773.5
6/23/2016 0:00	917.8			
6/23/2016 1:00	625.9			
6/23/2016 2:00	536.9			
6/23/2016 3:00	571.1			
6/23/2016 4:00	672			
6/23/2016 5:00	958.4			
6/23/2016 6:00	960.8			
6/23/2016 7:00	944.9			
6/23/2016 8:00	1226.1			
6/23/2016 9:00	1220.5			
6/23/2016 10:00	1268.5			
6/23/2016 11:00	2388.7			
6/23/2016 12:00	1835			
6/23/2016 13:00	1554.4			
6/23/2016 14:00	1822.1			
6/23/2016 15:00	2032.4			
6/23/2016 16:00	2114.3			
6/23/2016 17:00	2046.9			
6/23/2016 18:00	1923.4			
6/23/2016 19:00	1843.3			
6/23/2016 20:00	1591.7			
6/23/2016 21:00	1413.4			
6/23/2016 22:00	1167			
6/23/2016 23:00	1218.6	1548		786.6
6/24/2016 0:00	1087.3			
6/24/2016 1:00	823.2			
6/24/2016 2:00	712.2			
6/24/2016 3:00	567			
6/24/2016 4:00	625.8			
6/24/2016 5:00	737.3			
6/24/2016 6:00	787.7			
6/24/2016 7:00	803.7			
6/24/2016 8:00	849.3			
6/24/2016 9:00	871.2			
6/24/2016 10:00	854.3			
6/24/2016 11:00	837.7			
6/24/2016 12:00	830.3			
6/24/2016 13:00	914.2			
6/24/2016 14:00	968.6			
6/24/2016 15:00	980.2			
6/24/2016 16:00	960			
6/24/2016 17:00	1087.3			

	Units 1&2 Combined			
Time	(Part 60 Data)	Day Count		
6/24/2016 18:00	1085.2			
6/24/2016 19:00	1129.5			
6/24/2016 20:00	1053.7			
6/24/2016 21:00	1032.9			
6/24/2016 22:00	993.2			
6/24/2016 23:00	1028.3	1549		774.0
6/25/2016 0:00	1021.8			
6/25/2016 1:00	690			
6/25/2016 2:00	459.9			
6/25/2016 3:00	486.6			
6/25/2016 4:00	465.2			
6/25/2016 5:00	421.5			
6/25/2016 6:00	495.5			
6/25/2016 7:00	663.1			
6/25/2016 8:00	881.7			
6/25/2016 9:00	929			
6/25/2016 10:00	923.2			
6/25/2016 11:00	804.9			
6/25/2016 12:00	819.9			
6/25/2016 13:00	912.4			
6/25/2016 14:00	995.5			
6/25/2016 15:00	1106.7			
6/25/2016 16:00	1127.1			
6/25/2016 17:00	1156.9			
6/25/2016 18:00	1252.9			
6/25/2016 19:00	1417.1			
6/25/2016 20:00	1536.6			
6/25/2016 21:00	1337.3			
6/25/2016 22:00	1095.7			
6/25/2016 23:00	1124.8	1550		766.8
6/26/2016 0:00	834.3			
6/26/2016 1:00	796.6			
6/26/2016 2:00	707.5			
6/26/2016 3:00	670.6			
6/26/2016 4:00	567.9			
6/26/2016 5:00	549.8			
6/26/2016 6:00	613.4			
6/26/2016 7:00	743.2			
6/26/2016 8:00	1014.7			
6/26/2016 9:00	1395.9			
6/26/2016 10:00	1542.4			
6/26/2016 11:00	1357.2			
6/26/2016 12:00	933.5			
6/26/2016 13:00	1148.6			
6/26/2016 14:00	1345.1			

	Units 1&2 Combined			
Time	(Part 60 Data)	Day Count		
6/26/2016 15:00	1430.8			
6/26/2016 16:00	1356			
6/26/2016 17:00	1227.3			
6/26/2016 18:00	1204.3			
6/26/2016 19:00	1242.3			
6/26/2016 20:00	1195.5			
6/26/2016 21:00	1334.1			
6/26/2016 22:00	682.4			
6/26/2016 23:00	1014.3	1551	770.2	
6/27/2016 0:00	915.3			
6/27/2016 1:00	728.4			
6/27/2016 2:00	571			
6/27/2016 3:00	352.6			
6/27/2016 4:00	466.1			
6/27/2016 5:00	733			
6/27/2016 6:00	854.9			
6/27/2016 7:00	1070.2			
6/27/2016 8:00	914.4			
6/27/2016 9:00	1072.3			
6/27/2016 10:00	1082.4			
6/27/2016 11:00	1087.5			
6/27/2016 12:00	1034.5			
6/27/2016 13:00	1231.1			
6/27/2016 14:00	1275.2			
6/27/2016 15:00	1215.4			
6/27/2016 16:00	1268.9			
6/27/2016 17:00	1195.1			
6/27/2016 18:00	1197.9			
6/27/2016 19:00	1287.7			
6/27/2016 20:00	1411.8			
6/27/2016 21:00	1164.5			
6/27/2016 22:00	1073.1			
6/27/2016 23:00	892.8	1552	800.8	
6/28/2016 0:00	891.1			
6/28/2016 1:00	624.5			
6/28/2016 2:00	539.6			
6/28/2016 3:00	542.5			
6/28/2016 4:00	711			
6/28/2016 5:00	764.4			
6/28/2016 6:00	923.4			
6/28/2016 7:00	1059.6			
6/28/2016 8:00	1676.8			
6/28/2016 9:00	1734.4			
6/28/2016 10:00	1738.8			
6/28/2016 11:00	1660			

	Units 1&2 Combined			
Time	(Part 60 Data)	Day Count		
6/28/2016 12:00	1582.3			
6/28/2016 13:00	1158.4			
6/28/2016 14:00	802.4			
6/28/2016 15:00	407.9			
6/28/2016 16:00	196.6			
6/28/2016 17:00	258.3			
6/28/2016 18:00	329.1			
6/28/2016 19:00	397.3			
6/28/2016 20:00	621.3			
6/28/2016 21:00	537.7			
6/28/2016 22:00	518.6			
6/28/2016 23:00	550.5	1553		819.9
6/29/2016 0:00	446.1			
6/29/2016 1:00	413.6			
6/29/2016 2:00	342.4			
6/29/2016 3:00	337.1			
6/29/2016 4:00	449.7			
6/29/2016 5:00	474.2			
6/29/2016 6:00	477.4			
6/29/2016 7:00	694.9			
6/29/2016 8:00	947.3			
6/29/2016 9:00	948			
6/29/2016 10:00	1138.1			
6/29/2016 11:00	938.8			
6/29/2016 12:00	973			
6/29/2016 13:00	933.8			
6/29/2016 14:00	938.5			
6/29/2016 15:00	989.5			
6/29/2016 16:00	1063.8			
6/29/2016 17:00	1219.9			
6/29/2016 18:00	1459.8			
6/29/2016 19:00	1546			
6/29/2016 20:00	1507.2			
6/29/2016 21:00	1328.2			
6/29/2016 22:00	1020.6			
6/29/2016 23:00	848.3	1554		823.4
6/30/2016 0:00	754.4			
6/30/2016 1:00	581.2			
6/30/2016 2:00	446.4			
6/30/2016 3:00	452			
6/30/2016 4:00	558.5			
6/30/2016 5:00	639.4			
6/30/2016 6:00	873.9			
6/30/2016 7:00	1051.2			
6/30/2016 8:00	1403			

	Units 1&2 Combined			
Time	(Part 60 Data)	Day Count		
6/30/2016 9:00	1324			
6/30/2016 10:00	1581.6			
6/30/2016 11:00	1773.3			
6/30/2016 12:00	1910.7			
6/30/2016 13:00	1625.1			
6/30/2016 14:00	1695.5			
6/30/2016 15:00	1759			
6/30/2016 16:00	1767.5			
6/30/2016 17:00	1806.5			
6/30/2016 18:00	1758.5			
6/30/2016 19:00	1731.4			
6/30/2016 20:00	1758.8			
6/30/2016 21:00	1531			
6/30/2016 22:00	987			
6/30/2016 23:00	617.6	1555		850.8
7/1/2016 0:00	574.3			
7/1/2016 1:00	605.5			
7/1/2016 2:00	496.2			
7/1/2016 3:00	425.3			
7/1/2016 4:00	416.8			
7/1/2016 5:00	485.1			
7/1/2016 6:00	1112.6			
7/1/2016 7:00	1446.2			
7/1/2016 8:00	1196.3			
7/1/2016 9:00	1760.2			
7/1/2016 10:00	1780.4			
7/1/2016 11:00	1696.1			
7/1/2016 12:00	1790.9			
7/1/2016 13:00	1748.9			
7/1/2016 14:00	1843.8			
7/1/2016 15:00	1835.8			
7/1/2016 16:00	1722.9			
7/1/2016 17:00	1643.2			
7/1/2016 18:00	1692			
7/1/2016 19:00	1538.8			
7/1/2016 20:00	1463			
7/1/2016 21:00	1071.5			
7/1/2016 22:00	738.5			
7/1/2016 23:00	698.8	1556		875.6
7/2/2016 0:00	638.3			
7/2/2016 1:00	556.8			
7/2/2016 2:00	323.6			
7/2/2016 3:00	285.3			
7/2/2016 4:00	276.3			
7/2/2016 5:00	264.7			

	Units 1&2 Combined		
Time	(Part 60 Data)	Day Count	
7/2/2016 6:00	295.4		
7/2/2016 7:00	399.3		
7/2/2016 8:00	566.2		
7/2/2016 9:00	599.8		
7/2/2016 10:00	845.8		
7/2/2016 11:00	707		
7/2/2016 12:00	708.2		
7/2/2016 13:00	693.8		
7/2/2016 14:00	742.7		
7/2/2016 15:00	761.1		
7/2/2016 16:00	733		
7/2/2016 17:00	697.8		
7/2/2016 18:00	669.2		
7/2/2016 19:00	671.5		
7/2/2016 20:00	644.3		
7/2/2016 21:00	712		
7/2/2016 22:00	490.2		
7/2/2016 23:00	535.8	1557	875.4
7/3/2016 0:00	568.1		
7/3/2016 1:00	570.9		
7/3/2016 2:00	554.6		
7/3/2016 3:00	521.8		
7/3/2016 4:00	547.2		
7/3/2016 5:00	536.8		
7/3/2016 6:00	526.1		
7/3/2016 7:00	507.1		
7/3/2016 8:00	460		
7/3/2016 9:00	525.8		
7/3/2016 10:00	547.9		
7/3/2016 11:00	524.7		
7/3/2016 12:00	570.5		
7/3/2016 13:00	588.1		
7/3/2016 14:00	611.6		
7/3/2016 15:00	643.4		
7/3/2016 16:00	688.7		
7/3/2016 17:00	700.4		
7/3/2016 18:00	684		
7/3/2016 19:00	645.5		
7/3/2016 20:00	606.9		
7/3/2016 21:00	568		
7/3/2016 22:00	422.6		
7/3/2016 23:00	400.8	1558	873.2
7/4/2016 0:00	367.5		
7/4/2016 1:00	357.5		
7/4/2016 2:00	346.8		

	Units 1&2 Combined		
Time	(Part 60 Data)	Day Count	
7/4/2016 3:00	409.1		
7/4/2016 4:00	452.9		
7/4/2016 5:00	653.9		
7/4/2016 6:00	654.6		
7/4/2016 7:00	594.7		
7/4/2016 8:00	371.7		
7/4/2016 9:00	484.1		
7/4/2016 10:00	549.7		
7/4/2016 11:00	757.5		
7/4/2016 12:00	945.6		
7/4/2016 13:00	987.5		
7/4/2016 14:00	630.7		
7/4/2016 15:00	627		
7/4/2016 16:00	854.1		
7/4/2016 17:00	1192.6		
7/4/2016 18:00	1218.7		
7/4/2016 19:00	1586.5		
7/4/2016 20:00	1385.7		
7/4/2016 21:00	1262.4		
7/4/2016 22:00	1129.2		
7/4/2016 23:00	969.5	1559	883.1
7/5/2016 0:00	526.2		
7/5/2016 1:00	535.6		
7/5/2016 2:00	542.2		
7/5/2016 3:00	537.9		
7/5/2016 4:00	557.4		
7/5/2016 5:00	789.7		
7/5/2016 6:00	967.6		
7/5/2016 7:00	1204.5		
7/5/2016 8:00	1897.1		
7/5/2016 9:00	2316.1		
7/5/2016 10:00	2217.9		
7/5/2016 11:00	2188.4		
7/5/2016 12:00	2003.1		
7/5/2016 13:00	1823.5		
7/5/2016 14:00	1830.6		
7/5/2016 15:00	1921.1		
7/5/2016 16:00	2151.2		
7/5/2016 17:00	2627.2		
7/5/2016 18:00	1925.7		
7/5/2016 19:00	1591.6		
7/5/2016 20:00	1665.6		
7/5/2016 21:00	1718.9		
7/5/2016 22:00	1438.2		
7/5/2016 23:00	1382.1	1560	916.3

	Units 1&2 Combined		
Time	(Part 60 Data)	Day Count	
7/6/2016 0:00	1044.2		
7/6/2016 1:00	865.5		
7/6/2016 2:00	758.3		
7/6/2016 3:00	607.1		
7/6/2016 4:00	572.1		
7/6/2016 5:00	754.9		
7/6/2016 6:00	1275.2		
7/6/2016 7:00	1321.6		
7/6/2016 8:00	1915.3		
7/6/2016 9:00	2020.1		
7/6/2016 10:00	1630.9		
7/6/2016 11:00	1643.6		
7/6/2016 12:00	1572.3		
7/6/2016 13:00	1738.6		
7/6/2016 14:00	1639.7		
7/6/2016 15:00	1612.1		
7/6/2016 16:00	1680.4		
7/6/2016 17:00	1670.4		
7/6/2016 18:00	1581.6		
7/6/2016 19:00	1577.9		
7/6/2016 20:00	1601.7		
7/6/2016 21:00	1628.9		
7/6/2016 22:00	1686.9		
7/6/2016 23:00	1284.7	1561	928.9
7/7/2016 0:00	1558		
7/7/2016 1:00	1208.2		
7/7/2016 2:00	949.8		
7/7/2016 3:00	1134.6		
7/7/2016 4:00	1301.9		
7/7/2016 5:00	1324.5		
7/7/2016 6:00	1275.9		
7/7/2016 7:00	1490.6		
7/7/2016 8:00	1650.9		
7/7/2016 9:00	1784.3		
7/7/2016 10:00	1895.2		
7/7/2016 11:00	1930.6		
7/7/2016 12:00	1934.5		
7/7/2016 13:00	1993.4		
7/7/2016 14:00	2131.8		
7/7/2016 15:00	2256.6		
7/7/2016 16:00	2176		
7/7/2016 17:00	1899		
7/7/2016 18:00	1619		
7/7/2016 19:00	1309.8		
7/7/2016 20:00	1457		

	Units 1&2 Combined			
Time	(Part 60 Data)	Day Count		
7/7/2016 21:00	1652.4			
7/7/2016 22:00	1344			
7/7/2016 23:00	1499.8	1562		953.5
7/8/2016 0:00	1280.8			
7/8/2016 1:00	826			
7/8/2016 2:00	465.1			
7/8/2016 3:00	563.1			
7/8/2016 4:00	728.1			
7/8/2016 5:00	858.2			
7/8/2016 6:00	1111.8			
7/8/2016 7:00	1513.3			
7/8/2016 8:00	1505.9			
7/8/2016 9:00	1176.2			
7/8/2016 10:00	1141			
7/8/2016 11:00	1207.5			
7/8/2016 12:00	1615.1			
7/8/2016 13:00	1424.7			
7/8/2016 14:00	1423.6			
7/8/2016 15:00	1474.1			
7/8/2016 16:00	1466.4			
7/8/2016 17:00	1216.9			
7/8/2016 18:00	1448.3			
7/8/2016 19:00	1640.3			
7/8/2016 20:00	1354.3			
7/8/2016 21:00	1290.8			
7/8/2016 22:00	1119.3			
7/8/2016 23:00	794.8	1563		960.0
7/9/2016 0:00	800.4			
7/9/2016 1:00	758.5			
7/9/2016 2:00	692.5			
7/9/2016 3:00	339.1			
7/9/2016 4:00	566.5			
7/9/2016 5:00	331.9			
7/9/2016 6:00	562.7			
7/9/2016 7:00	865.8			
7/9/2016 8:00	425.2			
7/9/2016 9:00	1180.4			
7/9/2016 10:00	777.9			
7/9/2016 11:00	844.3			
7/9/2016 12:00	939.1			
7/9/2016 13:00	886.1			
7/9/2016 14:00	907.3			
7/9/2016 15:00	906.7			
7/9/2016 16:00	996.5			
7/9/2016 17:00	1093			

	Units 1&2 Combined			
Time	(Part 60 Data)	Day Count		
7/9/2016 18:00	1008.1			
7/9/2016 19:00	1196.3			
7/9/2016 20:00	1356.7			
7/9/2016 21:00	1008.7			
7/9/2016 22:00	964.8			
7/9/2016 23:00	676.2	1564		951.6
7/10/2016 0:00	619.6			
7/10/2016 1:00	440.9			
7/10/2016 2:00	371.2			
7/10/2016 3:00	417.4			
7/10/2016 4:00	277			
7/10/2016 5:00	328.9			
7/10/2016 6:00	432.8			
7/10/2016 7:00	371.8			
7/10/2016 8:00	1185.2			
7/10/2016 9:00	1474.8			
7/10/2016 10:00	1363.5			
7/10/2016 11:00	1337.2			
7/10/2016 12:00	1485.1			
7/10/2016 13:00	1541.2			
7/10/2016 14:00	1418.7			
7/10/2016 15:00	1370.7			
7/10/2016 16:00	1418.9			
7/10/2016 17:00	1452			
7/10/2016 18:00	1439.5			
7/10/2016 19:00	1456.6			
7/10/2016 20:00	1306.2			
7/10/2016 21:00	977.8			
7/10/2016 22:00	887			
7/10/2016 23:00	896.5	1565		954.2
7/11/2016 0:00	732.5			
7/11/2016 1:00	296.1			
7/11/2016 2:00	263.7			
7/11/2016 3:00	610.7			
7/11/2016 4:00	453.7			
7/11/2016 5:00	301.9			
7/11/2016 6:00	577			
7/11/2016 7:00	1037.5			
7/11/2016 8:00	1314.4			
7/11/2016 9:00	1552.8			
7/11/2016 10:00	1383.4			
7/11/2016 11:00	1484.9			
7/11/2016 12:00	1474			
7/11/2016 13:00	1423.3			
7/11/2016 14:00	1454.5			

	Units 1&2 Combined		
Time	(Part 60 Data)	Day Count	
7/11/2016 15:00	1332.3		
7/11/2016 16:00	1369.1		
7/11/2016 17:00	1384.2		
7/11/2016 18:00	1373.6		
7/11/2016 19:00	1304.6		
7/11/2016 20:00	1252.9		
7/11/2016 21:00	1341.9		
7/11/2016 22:00	968.8		
7/11/2016 23:00	1173.4	1566	951.9
7/12/2016 0:00	900.6		
7/12/2016 1:00	698		
7/12/2016 2:00	463.3		
7/12/2016 3:00	439.3		
7/12/2016 4:00	548.3		
7/12/2016 5:00	756.2		
7/12/2016 6:00	1000.2		
7/12/2016 7:00	1194.2		
7/12/2016 8:00	1266.4		
7/12/2016 9:00	1368.2		
7/12/2016 10:00	1236		
7/12/2016 11:00	1268.9		
7/12/2016 12:00	1299.3		
7/12/2016 13:00	1228.9		
7/12/2016 14:00	1229.3		
7/12/2016 15:00	1290.3		
7/12/2016 16:00	1304.6		
7/12/2016 17:00	1255.3		
7/12/2016 18:00	1263		
7/12/2016 19:00	1251.4		
7/12/2016 20:00	1266		
7/12/2016 21:00	1291.4		
7/12/2016 22:00	1295.5		
7/12/2016 23:00	971.4	1567	950.4
7/13/2016 0:00	963.8		
7/13/2016 1:00	948.4		
7/13/2016 2:00	937.4		
7/13/2016 3:00	794.9		
7/13/2016 4:00	990.1		
7/13/2016 5:00	979.3		
7/13/2016 6:00	821		
7/13/2016 7:00	969.1		
7/13/2016 8:00	1159.8		
7/13/2016 9:00	1372.6		
7/13/2016 10:00	1534.7		
7/13/2016 11:00	1364.1		

	Units 1&2 Combined		
Time	(Part 60 Data)	Day Count	
7/13/2016 12:00	1316.1		
7/13/2016 13:00	1336.9		
7/13/2016 14:00	1478.4		
7/13/2016 15:00	1337.7		
7/13/2016 16:00	1326		
7/13/2016 17:00	1403.1		
7/13/2016 18:00	1438.2		
7/13/2016 19:00	979.9		
7/13/2016 20:00	878.1		
7/13/2016 21:00	728.4		
7/13/2016 22:00	815.9		
7/13/2016 23:00	682	1568	952.7
7/14/2016 0:00	671		
7/14/2016 1:00	579.9		
7/14/2016 2:00	466.5		
7/14/2016 3:00	435.8		
7/14/2016 4:00	578.1		
7/14/2016 5:00	895.6		
7/14/2016 6:00	686.7		
7/14/2016 7:00	646.4		
7/14/2016 8:00	642.1		
7/14/2016 9:00	641.1		
7/14/2016 10:00	682.1		
7/14/2016 11:00	696.2		
7/14/2016 12:00	625		
7/14/2016 13:00	684.4		
7/14/2016 14:00	731.6		
7/14/2016 15:00	533		
7/14/2016 16:00	621.8		
7/14/2016 17:00	444.7		
7/14/2016 18:00	594.7		
7/14/2016 19:00	669.8		
7/14/2016 20:00	677.9		
7/14/2016 21:00	608.5		
7/14/2016 22:00	750.8		
7/14/2016 23:00	636.6	1569	947.9
7/15/2016 0:00	364.1		
7/15/2016 1:00	536		
7/15/2016 2:00	487.3		
7/15/2016 3:00	547.6		
7/15/2016 4:00	558.9		
7/15/2016 5:00	776.5		
7/15/2016 6:00	1004.9		
7/15/2016 7:00	1073.2		
7/15/2016 8:00	796.9		

	Units 1&2 Combined			
Time	(Part 60 Data)	Day Count		
7/15/2016 9:00	648.4			
7/15/2016 10:00	471.7			
7/15/2016 11:00	437.3			
7/15/2016 12:00	571.6			
7/15/2016 13:00	776			
7/15/2016 14:00	689.1			
7/15/2016 15:00	541.1			
7/15/2016 16:00	550.2			
7/15/2016 17:00	674.8			
7/15/2016 18:00	687.6			
7/15/2016 19:00	707.4			
7/15/2016 20:00	603.7			
7/15/2016 21:00	634			
7/15/2016 22:00	689			
7/15/2016 23:00	370.7	1570	942.1	
7/16/2016 0:00	514.7			
7/16/2016 1:00	673.9			
7/16/2016 2:00	397.7			
7/16/2016 3:00	227.1			
7/16/2016 4:00	109.8			
7/16/2016 5:00	152.2			
7/16/2016 6:00	339.7			
7/16/2016 7:00	625.9			
7/16/2016 8:00	786			
7/16/2016 9:00	651.4			
7/16/2016 10:00	703.9			
7/16/2016 11:00	765.2			
7/16/2016 12:00	825.8			
7/16/2016 13:00	776.2			
7/16/2016 14:00	736.3			
7/16/2016 15:00	753.5			
7/16/2016 16:00	721.1			
7/16/2016 17:00	793.9			
7/16/2016 18:00	773.7			
7/16/2016 19:00	890.1			
7/16/2016 20:00	815.2			
7/16/2016 21:00	611.2			
7/16/2016 22:00	481			
7/16/2016 23:00	672.6	1571	932.0	
7/17/2016 0:00	512.1			
7/17/2016 1:00	142.8			
7/17/2016 2:00	108.4			
7/17/2016 3:00	128.2			
7/17/2016 4:00	118.5			
7/17/2016 5:00	108.5			

	Units 1&2 Combined	
Time	(Part 60 Data)	Day Count
7/17/2016 6:00	109.1	
7/17/2016 7:00	113.7	
7/17/2016 8:00	229.9	
7/17/2016 9:00	566.2	
7/17/2016 10:00	760.7	
7/17/2016 11:00	613.6	
7/17/2016 12:00	749.3	
7/17/2016 13:00	882.3	
7/17/2016 14:00	798.4	
7/17/2016 15:00	748.5	
7/17/2016 16:00	783.6	
7/17/2016 17:00	814	
7/17/2016 18:00	736.2	
7/17/2016 19:00	850.2	
7/17/2016 20:00	676.7	
7/17/2016 21:00	746.4	
7/17/2016 22:00	729.6	
7/17/2016 23:00	699.9	1572 931.0
7/18/2016 0:00	639.4	
7/18/2016 1:00	580.4	
7/18/2016 2:00	419.7	
7/18/2016 3:00	274.7	
7/18/2016 4:00	313.4	
7/18/2016 5:00	405.3	
7/18/2016 6:00	979.6	
7/18/2016 7:00	743.4	
7/18/2016 8:00	695.3	
7/18/2016 9:00	744.9	
7/18/2016 10:00	721	
7/18/2016 11:00	817.6	
7/18/2016 12:00	786.3	
7/18/2016 13:00	774.7	
7/18/2016 14:00	818.6	
7/18/2016 15:00	722.4	
7/18/2016 16:00	870.2	
7/18/2016 17:00	712.2	
7/18/2016 18:00	653.7	
7/18/2016 19:00	707.7	
7/18/2016 20:00	565.6	
7/18/2016 21:00	680.2	
7/18/2016 22:00	666	
7/18/2016 23:00	563.3	1573 931.7
7/19/2016 0:00	739.9	
7/19/2016 1:00	482.1	
7/19/2016 2:00	245.3	

	Units 1&2 Combined			
Time	(Part 60 Data)	Day Count		
7/19/2016 3:00	253.4			
7/19/2016 4:00	377.1			
7/19/2016 5:00	554.3			
7/19/2016 6:00	583.6			
7/19/2016 7:00	715.6			
7/19/2016 8:00	720.1			
7/19/2016 9:00	877.3			
7/19/2016 10:00	409.6			
7/19/2016 11:00	822.7			
7/19/2016 12:00	544.1			
7/19/2016 13:00	560.6			
7/19/2016 14:00	926.3			
7/19/2016 15:00	759.1			
7/19/2016 16:00	798.5			
7/19/2016 17:00	772			
7/19/2016 18:00	782			
7/19/2016 19:00	778.4			
7/19/2016 20:00	743			
7/19/2016 21:00	791.6			
7/19/2016 22:00	762.6			
7/19/2016 23:00	751	1574		933.5
7/20/2016 0:00	666.2			
7/20/2016 1:00	613.5			
7/20/2016 2:00	405.9			
7/20/2016 3:00	319.8			
7/20/2016 4:00	383.6			
7/20/2016 5:00	674.5			
7/20/2016 6:00	872.2			
7/20/2016 7:00	890.1			
7/20/2016 8:00	912.4			
7/20/2016 9:00	891.9			
7/20/2016 10:00	824.9			
7/20/2016 11:00	852.7			
7/20/2016 12:00	811.1			
7/20/2016 13:00	837.9			
7/20/2016 14:00	805.1			
7/20/2016 15:00	889.8			
7/20/2016 16:00	843.3			
7/20/2016 17:00	779.4			
7/20/2016 18:00	740.4			
7/20/2016 19:00	691.6			
7/20/2016 20:00	615			
7/20/2016 21:00	697.4			
7/20/2016 22:00	703			
7/20/2016 23:00	626.7	1575		938.2

	Units 1&2 Combined		
Time	(Part 60 Data)	Day Count	
7/21/2016 0:00	700.8		
7/21/2016 1:00	481.8		
7/21/2016 2:00	238.5		
7/21/2016 3:00	190.2		
7/21/2016 4:00	240.7		
7/21/2016 5:00	231.6		
7/21/2016 6:00	219.8		
7/21/2016 7:00	238		
7/21/2016 8:00	333.2		
7/21/2016 9:00	658.3		
7/21/2016 10:00	997.8		
7/21/2016 11:00	725.8		
7/21/2016 12:00	780.7		
7/21/2016 13:00	924.2		
7/21/2016 14:00	834.9		
7/21/2016 15:00	817.3		
7/21/2016 16:00	876.4		
7/21/2016 17:00	848.4		
7/21/2016 18:00	874.2		
7/21/2016 19:00	757.2		
7/21/2016 20:00	837.8		
7/21/2016 21:00	854.8		
7/21/2016 22:00	792.8		
7/21/2016 23:00	635.2	1576	937.3
7/22/2016 0:00	524.1		
7/22/2016 1:00	259.3		
7/22/2016 2:00	154.8		
7/22/2016 3:00	179.2		
7/22/2016 4:00	216.8		
7/22/2016 5:00	301.2		
7/22/2016 6:00	556.9		
7/22/2016 7:00	856.2		
7/22/2016 8:00	829		
7/22/2016 9:00	702.8		
7/22/2016 10:00	928.9		
7/22/2016 11:00	793.4		
7/22/2016 12:00	797.4		
7/22/2016 13:00	850.6		
7/22/2016 14:00	791.4		
7/22/2016 15:00	887.4		
7/22/2016 16:00	787.6		
7/22/2016 17:00	791.7		
7/22/2016 18:00	872.1		
7/22/2016 19:00	904.1		
7/22/2016 20:00	718.2		

	Units 1&2 Combined		
Time	(Part 60 Data)	Day Count	
7/22/2016 21:00	855.7		
7/22/2016 22:00	862.5		
7/22/2016 23:00	881.2	1577	933.6
7/23/2016 0:00	555.3		
7/23/2016 1:00	849.8		
7/23/2016 2:00	328.8		
7/23/2016 3:00	220.3		
7/23/2016 4:00	184.6		
7/23/2016 5:00	171.9		
7/23/2016 6:00	378.4		
7/23/2016 7:00	339.2		
7/23/2016 8:00	477.6		
7/23/2016 9:00	380.2		
7/23/2016 10:00	395.7		
7/23/2016 11:00	584.7		
7/23/2016 12:00	874		
7/23/2016 13:00	450.2		
7/23/2016 14:00	282.3		
7/23/2016 15:00	324.8		
7/23/2016 16:00	337.5		
7/23/2016 17:00	366.4		
7/23/2016 18:00	380.3		
7/23/2016 19:00	351.4		
7/23/2016 20:00	304.6		
7/23/2016 21:00	324.1		
7/23/2016 22:00	427.2		
7/23/2016 23:00	482.1	1578	901.5
7/24/2016 0:00	466.4		
7/24/2016 1:00	411		
7/24/2016 2:00	298.7		
7/24/2016 3:00	241.4		
7/24/2016 4:00	209.4		
7/24/2016 5:00	193.4		
7/24/2016 6:00	186.3		
7/24/2016 7:00	214		
7/24/2016 8:00	347.5		
7/24/2016 9:00	413.1		
7/24/2016 10:00	573.6		
7/24/2016 11:00	551.8		
7/24/2016 12:00	645		
7/24/2016 13:00	693.4		
7/24/2016 14:00	828		
7/24/2016 15:00	1000.5		
7/24/2016 16:00	1460.9		
7/24/2016 17:00	1425.3		

	Units 1&2 Combined		
Time	(Part 60 Data)	Day Count	
7/24/2016 18:00	1376.5		
7/24/2016 19:00	1404.5		
7/24/2016 20:00	1369.1		
7/24/2016 21:00	820.1		
7/24/2016 22:00	1260.4		
7/24/2016 23:00	1478.1	1579	896.3
7/25/2016 0:00	1127.4		
7/25/2016 1:00	687.2		
7/25/2016 2:00	425.6		
7/25/2016 3:00	569.7		
7/25/2016 4:00	494.6		
7/25/2016 5:00	837.3		
7/25/2016 6:00	1683.9		
7/25/2016 7:00	1610.1		
7/25/2016 8:00	1510.7		
7/25/2016 9:00	1567.3		
7/25/2016 10:00	1573.2		
7/25/2016 11:00	1490.7		
7/25/2016 12:00	1513		
7/25/2016 13:00	1527.4		
7/25/2016 14:00	1565.8		
7/25/2016 15:00	1489.4		
7/25/2016 16:00	1481.6		
7/25/2016 17:00	1497.7		
7/25/2016 18:00	1584.7		
7/25/2016 19:00	1509		
7/25/2016 20:00	1472.4		
7/25/2016 21:00	1450.4		
7/25/2016 22:00	1616.9		
7/25/2016 23:00	1522.4	1580	909.7
7/26/2016 0:00	1210.9		
7/26/2016 1:00	1451.1		
7/26/2016 2:00	1138.5		
7/26/2016 3:00	1139.7		
7/26/2016 4:00	1372.9		
7/26/2016 5:00	1441.9		
7/26/2016 6:00	1401.4		
7/26/2016 7:00	1670		
7/26/2016 8:00	1480.9		
7/26/2016 9:00	1305		
7/26/2016 10:00	1386.7		
7/26/2016 11:00	1634.4		
7/26/2016 12:00	1814.3		
7/26/2016 13:00	1750.4		
7/26/2016 14:00	1525.5		

	Units 1&2 Combined			
Time	(Part 60 Data)	Day Count		
7/26/2016 15:00	1498.4			
7/26/2016 16:00	1448.2			
7/26/2016 17:00	1493			
7/26/2016 18:00	1589.4			
7/26/2016 19:00	1686.7			
7/26/2016 20:00	1660.5			
7/26/2016 21:00	1531.9			
7/26/2016 22:00	1627.3			
7/26/2016 23:00	1722.9	1581	925.1	
7/27/2016 0:00	1241.5			
7/27/2016 1:00	1205			
7/27/2016 2:00	888.5			
7/27/2016 3:00	797.3			
7/27/2016 4:00	1179.9			
7/27/2016 5:00	1634.4			
7/27/2016 6:00	2067.9			
7/27/2016 7:00	1603.4			
7/27/2016 8:00	1815			
7/27/2016 9:00	1737.6			
7/27/2016 10:00	1822.1			
7/27/2016 11:00	1845.5			
7/27/2016 12:00	1650.6			
7/27/2016 13:00	1905.8			
7/27/2016 14:00	1903.8			
7/27/2016 15:00	1781.1			
7/27/2016 16:00	1706.6			
7/27/2016 17:00	1871.9			
7/27/2016 18:00	1967.9			
7/27/2016 19:00	1895.4			
7/27/2016 20:00	1889.2			
7/27/2016 21:00	1779.3			
7/27/2016 22:00	1844.8			
7/27/2016 23:00	1679.6	1582	946.8	
7/28/2016 0:00	1508.6			
7/28/2016 1:00	1328.8			
7/28/2016 2:00	1451.2			
7/28/2016 3:00	1477.2			
7/28/2016 4:00	1603.8			
7/28/2016 5:00	1768.1			
7/28/2016 6:00	2039.2			
7/28/2016 7:00	1906			
7/28/2016 8:00	1638.3			
7/28/2016 9:00	1537.4			
7/28/2016 10:00	1593.3			
7/28/2016 11:00	1554			

	Units 1&2 Combined			
Time	(Part 60 Data)	Day Count		
7/28/2016 12:00	1573.5			
7/28/2016 13:00	1453.3			
7/28/2016 14:00	1419.5			
7/28/2016 15:00	1477.2			
7/28/2016 16:00	1481.1			
7/28/2016 17:00	1449			
7/28/2016 18:00	1440.2			
7/28/2016 19:00	1410.2			
7/28/2016 20:00	1351.2			
7/28/2016 21:00	1426.3			
7/28/2016 22:00	1066.8			
7/28/2016 23:00	861.8	1583		968.5
7/29/2016 0:00	896.9			
7/29/2016 1:00	646.1			
7/29/2016 2:00	512.2			
7/29/2016 3:00	679.5			
7/29/2016 4:00	919.5			
7/29/2016 5:00	903.2			
7/29/2016 6:00	882.6			
7/29/2016 7:00	842.3			
7/29/2016 8:00	651.3			
7/29/2016 9:00	666.2			
7/29/2016 10:00	690.1			
7/29/2016 11:00	747.5			
7/29/2016 12:00	703.3			
7/29/2016 13:00	608			
7/29/2016 14:00	542.5			
7/29/2016 15:00	594.2			
7/29/2016 16:00	865.5			
7/29/2016 17:00	966.9			
7/29/2016 18:00	975.9			
7/29/2016 19:00	873.3			
7/29/2016 20:00	741.7			
7/29/2016 21:00	829.4			
7/29/2016 22:00	854.7			
7/29/2016 23:00	943.5	1584		964.4
7/30/2016 0:00	785.7			
7/30/2016 1:00	705.5			
7/30/2016 2:00	647.9			
7/30/2016 3:00	601.5			
7/30/2016 4:00	604.4			
7/30/2016 5:00	630			
7/30/2016 6:00	849.5			
7/30/2016 7:00	814.5			
7/30/2016 8:00	810.2			

	Units 1&2 Combined			
Time	(Part 60 Data)	Day Count		
7/30/2016 9:00	848			
7/30/2016 10:00	827.9			
7/30/2016 11:00	931.5			
7/30/2016 12:00	1228.8			
7/30/2016 13:00	1560.6			
7/30/2016 14:00	1357.5			
7/30/2016 15:00	1280.1			
7/30/2016 16:00	1298			
7/30/2016 17:00	1477.3			
7/30/2016 18:00	1363.8			
7/30/2016 19:00	1357.2			
7/30/2016 20:00	1214			
7/30/2016 21:00	1211.4			
7/30/2016 22:00	1367.7			
7/30/2016 23:00	1244.3	1585	957.0	
7/31/2016 0:00	968.6			
7/31/2016 1:00	735.9			
7/31/2016 2:00	687.3			
7/31/2016 3:00	533.2			
7/31/2016 4:00	502.5			
7/31/2016 5:00	572.8			
7/31/2016 6:00	438.2			
7/31/2016 7:00	716.6			
7/31/2016 8:00	999.4			
7/31/2016 9:00	846			
7/31/2016 10:00	926.1			
7/31/2016 11:00	1101.2			
7/31/2016 12:00	1268.1			
7/31/2016 13:00	1221.8			
7/31/2016 14:00	1234.4			
7/31/2016 15:00	1186.8			
7/31/2016 16:00	1297.4			
7/31/2016 17:00	1407			
7/31/2016 18:00	1392.4			
7/31/2016 19:00	1378.4			
7/31/2016 20:00	1397			
7/31/2016 21:00	1612.1			
7/31/2016 22:00	1593.9			
7/31/2016 23:00	1172.4	1586	950.6	
8/1/2016 0:00	861.9			
8/1/2016 1:00	789.7			
8/1/2016 2:00	591.1			
8/1/2016 3:00	692.3			
8/1/2016 4:00	684.3			
8/1/2016 5:00	807.5			

	Units 1&2 Combined		
Time	(Part 60 Data)	Day Count	
8/1/2016 6:00	761.5		
8/1/2016 7:00	1000.4		
8/1/2016 8:00	1454		
8/1/2016 9:00	1361.2		
8/1/2016 10:00	1195.9		
8/1/2016 11:00	1287.5		
8/1/2016 12:00	1680.4		
8/1/2016 13:00	1608.1		
8/1/2016 14:00	1472.1		
8/1/2016 15:00	1408.1		
8/1/2016 16:00	1504.4		
8/1/2016 17:00	1593.2		
8/1/2016 18:00	1810.7		
8/1/2016 19:00	1977.1		
8/1/2016 20:00	1892.7		
8/1/2016 21:00	1700.5		
8/1/2016 22:00	1629.2		
8/1/2016 23:00	1145	1587	974.3
8/2/2016 0:00	1020.5		
8/2/2016 1:00	965.3		
8/2/2016 2:00	969.1		
8/2/2016 3:00	770.8		
8/2/2016 4:00	995.9		
8/2/2016 5:00	1088.3		
8/2/2016 6:00	1267.8		
8/2/2016 7:00	1426.8		
8/2/2016 8:00	1314.5		
8/2/2016 9:00	1514.2		
8/2/2016 10:00	1544.8		
8/2/2016 11:00	1554.8		
8/2/2016 12:00	1467.6		
8/2/2016 13:00	1328.4		
8/2/2016 14:00	1399.3		
8/2/2016 15:00	1013.7		
8/2/2016 16:00	896.4		
8/2/2016 17:00	871.6		
8/2/2016 18:00	940.7		
8/2/2016 19:00	1043.8		
8/2/2016 20:00	1247		
8/2/2016 21:00	1027.5		
8/2/2016 22:00	993.2		
8/2/2016 23:00	708.6	1588	993.6
8/3/2016 0:00	724.6		
8/3/2016 1:00	783.1		
8/3/2016 2:00	607.1		

	Units 1&2 Combined			
Time	(Part 60 Data)	Day Count		
8/3/2016 3:00	730.8			
8/3/2016 4:00	880.4			
8/3/2016 5:00	1209.6			
8/3/2016 6:00	1174.2			
8/3/2016 7:00	928.3			
8/3/2016 8:00	914.7			
8/3/2016 9:00	1155.5			
8/3/2016 10:00	2092.7			
8/3/2016 11:00	1710.8			
8/3/2016 12:00	1024.8			
8/3/2016 13:00	1047.2			
8/3/2016 14:00	1166.8			
8/3/2016 15:00	954.7			
8/3/2016 16:00	1104.6			
8/3/2016 17:00	1214.7			
8/3/2016 18:00	1267.2			
8/3/2016 19:00	1190			
8/3/2016 20:00	1052.2			
8/3/2016 21:00	1069.5			
8/3/2016 22:00	1069.7			
8/3/2016 23:00	943.5	1589		1003.6
8/4/2016 0:00	918			
8/4/2016 1:00	900.6			
8/4/2016 2:00	675.4			
8/4/2016 3:00	603.4			
8/4/2016 4:00	620.2			
8/4/2016 5:00	707.3			
8/4/2016 6:00	792.4			
8/4/2016 7:00	970.4			
8/4/2016 8:00	1216.4			
8/4/2016 9:00	1014.8			
8/4/2016 10:00	1261.9			
8/4/2016 11:00	1305.1			
8/4/2016 12:00	1223.2			
8/4/2016 13:00	1161.8			
8/4/2016 14:00	1410.8			
8/4/2016 15:00	1390.5			
8/4/2016 16:00	1232.6			
8/4/2016 17:00	1114.6			
8/4/2016 18:00	1051.5			
8/4/2016 19:00	1071.1			
8/4/2016 20:00	1088.1			
8/4/2016 21:00	1062.9			
8/4/2016 22:00	1181			
8/4/2016 23:00	1017	1590		987.8

	Units 1&2 Combined		
Time	(Part 60 Data)	Day Count	
8/5/2016 0:00	879.4		
8/5/2016 1:00	763.9		
8/5/2016 2:00	452.4		
8/5/2016 3:00	428.1		
8/5/2016 4:00	486.5		
8/5/2016 5:00	701.7		
8/5/2016 6:00	997.5		
8/5/2016 7:00	1069.8		
8/5/2016 8:00	1047.2		
8/5/2016 9:00	1031.5		
8/5/2016 10:00	1231.4		
8/5/2016 11:00	1247.5		
8/5/2016 12:00	1306.3		
8/5/2016 13:00	1382.4		
8/5/2016 14:00	1294.8		
8/5/2016 15:00	1237.3		
8/5/2016 16:00	1451.3		
8/5/2016 17:00	1218.9		
8/5/2016 18:00	1035.6		
8/5/2016 19:00	1227.2		
8/5/2016 20:00	1493.9		
8/5/2016 21:00	1487.3		
8/5/2016 22:00	1151.2		
8/5/2016 23:00	1044.8	1591	976.7
8/6/2016 0:00	837.9		
8/6/2016 1:00	911.1		
8/6/2016 2:00	650.1		
8/6/2016 3:00	613		
8/6/2016 4:00	656.6		
8/6/2016 5:00	785.3		
8/6/2016 6:00	668.1		
8/6/2016 7:00	949.6		
8/6/2016 8:00	886.5		
8/6/2016 9:00	1293.8		
8/6/2016 10:00	1232.6		
8/6/2016 11:00	1217.9		
8/6/2016 12:00	1252.2		
8/6/2016 13:00	1208.6		
8/6/2016 14:00	1174.5		
8/6/2016 15:00	1142.4		
8/6/2016 16:00	1170.9		
8/6/2016 17:00	1218.2		
8/6/2016 18:00	1402.2		
8/6/2016 19:00	1400.1		
8/6/2016 20:00	1019.5		

	Units 1&2 Combined			
Time	(Part 60 Data)	Day Count		
8/6/2016 21:00	1103.2			
8/6/2016 22:00	962.6			
8/6/2016 23:00	996.5	1592		957.2
8/7/2016 0:00	1034.3			
8/7/2016 1:00	761.4			
8/7/2016 2:00	614.7			
8/7/2016 3:00	496.8			
8/7/2016 4:00	469.1			
8/7/2016 5:00	470.9			
8/7/2016 6:00	480			
8/7/2016 7:00	645			
8/7/2016 8:00	963.1			
8/7/2016 9:00	1159			
8/7/2016 10:00	1301.7			
8/7/2016 11:00	1337.5			
8/7/2016 12:00	1230.1			
8/7/2016 13:00	1145.3			
8/7/2016 14:00	2036.9			
8/7/2016 15:00	7103.8			
8/7/2016 16:00	4126.3			
8/7/2016 17:00	0			
8/7/2016 18:00	0			
8/7/2016 19:00	0			
8/7/2016 20:00	0			
8/7/2016 21:00	0			
8/7/2016 22:00	0			
8/7/2016 23:00	0	1593		962.0
8/9/2016 0:00	0			
8/9/2016 1:00	0			
8/9/2016 2:00	0			
8/9/2016 3:00	0			
8/9/2016 4:00	0			
8/9/2016 5:00	0			
8/9/2016 6:00	0			
8/9/2016 7:00	0			
8/9/2016 8:00	0			
8/9/2016 9:00	0			
8/9/2016 10:00	2.5			
8/9/2016 11:00	0			
8/9/2016 12:00	9.4			
8/9/2016 13:00	10.3			
8/9/2016 14:00	6			
8/9/2016 15:00	79.2			
8/9/2016 16:00	41.3			
8/9/2016 17:00	60.4			

	Units 1&2 Combined			
Time	(Part 60 Data)	Day Count		
8/9/2016 18:00	210.8			
8/9/2016 19:00	12.6			
8/9/2016 20:00	21.4			
8/9/2016 21:00	88.3			
8/9/2016 22:00	149.5			
8/9/2016 23:00	164.5	1594		949.7
8/10/2016 0:00	124.3			
8/10/2016 1:00	80.7			
8/10/2016 2:00	116.1			
8/10/2016 3:00	298.8			
8/10/2016 4:00	248.5			
8/10/2016 5:00	252.9			
8/10/2016 6:00	274.5			
8/10/2016 7:00	385.6			
8/10/2016 8:00	657.9			
8/10/2016 9:00	844.5			
8/10/2016 10:00	787.7			
8/10/2016 11:00	782.9			
8/10/2016 12:00	890.6			
8/10/2016 13:00	850.2			
8/10/2016 14:00	938.2			
8/10/2016 15:00	918.7			
8/10/2016 16:00	1254.4			
8/10/2016 17:00	1320			
8/10/2016 18:00	752.9			
8/10/2016 19:00	695			
8/10/2016 20:00	660.1			
8/10/2016 21:00	496.9			
8/10/2016 22:00	509.7			
8/10/2016 23:00	569.8	1595		936.1
8/11/2016 0:00	456.9			
8/11/2016 1:00	546			
8/11/2016 2:00	633.2			
8/11/2016 3:00	1162.6			
8/11/2016 4:00	2828.5			
8/11/2016 5:00	1097.6			
8/11/2016 6:00	832.9			
8/11/2016 7:00	1185.3			
8/11/2016 8:00	1447.7			
8/11/2016 9:00	1392.3			
8/11/2016 10:00	1348.6			
8/11/2016 11:00	1373.7			
8/11/2016 12:00	955.3			
8/11/2016 13:00	624.1			
8/11/2016 14:00	400.8			

	Units 1&2 Combined			
Time	(Part 60 Data)	Day Count		
8/11/2016 15:00	196			
8/11/2016 16:00	112.3			
8/11/2016 17:00	132.9			
8/11/2016 18:00	137.5			
8/11/2016 19:00	148.6			
8/11/2016 20:00	163.3			
8/11/2016 21:00	165.8			
8/11/2016 22:00	200.1			
8/11/2016 23:00	370.6	1596		924.8
8/12/2016 0:00	745.9			
8/12/2016 1:00	1041.6			
8/12/2016 2:00	772.8			
8/12/2016 3:00	824.5			
8/12/2016 4:00	1243.7			
8/12/2016 5:00	1440.7			
8/12/2016 6:00	1217.1			
8/12/2016 7:00	1279.6			
8/12/2016 8:00	1430			
8/12/2016 9:00	1618.9			
8/12/2016 10:00	1656.1			
8/12/2016 11:00	1058.4			
8/12/2016 12:00	468			
8/12/2016 13:00	291.7			
8/12/2016 14:00	351.2			
8/12/2016 15:00	393.4			
8/12/2016 16:00	373.9			
8/12/2016 17:00	341.1			
8/12/2016 18:00	252.7			
8/12/2016 19:00	442.4			
8/12/2016 20:00	638.8			
8/12/2016 21:00	774.9			
8/12/2016 22:00	724.6			
8/12/2016 23:00	877.5	1597		916.5
8/13/2016 0:00	1524.6			
8/13/2016 1:00	1514.5			
8/13/2016 2:00	1413.6			
8/13/2016 3:00	1132.7			
8/13/2016 4:00	1159.6			
8/13/2016 5:00	1236.1			
8/13/2016 6:00	1344.4			
8/13/2016 7:00	1595.8			
8/13/2016 8:00	1481.7			
8/13/2016 9:00	1565			
8/13/2016 10:00	1511.5			
8/13/2016 11:00	1289.3			

	Units 1&2 Combined		
Time	(Part 60 Data)	Day Count	
8/13/2016 12:00	510.3		
8/13/2016 13:00	506.6		
8/13/2016 14:00	539		
8/13/2016 15:00	516		
8/13/2016 16:00	668.6		
8/13/2016 17:00	640.1		
8/13/2016 18:00	659.6		
8/13/2016 19:00	744.6		
8/13/2016 20:00	715.4		
8/13/2016 21:00	673.8		
8/13/2016 22:00	841.8		
8/13/2016 23:00	862.5	1598	913.7
8/14/2016 0:00	1010.6		
8/14/2016 1:00	1199		
8/14/2016 2:00	1168.8		
8/14/2016 3:00	965.4		
8/14/2016 4:00	1096.4		
8/14/2016 5:00	1180.7		
8/14/2016 6:00	1040.5		
8/14/2016 7:00	1110.5		
8/14/2016 8:00	1723.5		
8/14/2016 9:00	1842.7		
8/14/2016 10:00	1625.1		
8/14/2016 11:00	1571		
8/14/2016 12:00	1487.5		
8/14/2016 13:00	1609.5		
8/14/2016 14:00	1578.5		
8/14/2016 15:00	1509.7		
8/14/2016 16:00	1567.8		
8/14/2016 17:00	1610.4		
8/14/2016 18:00	1556.5		
8/14/2016 19:00	1629.4		
8/14/2016 20:00	1501.5		
8/14/2016 21:00	1483.8		
8/14/2016 22:00	1444.7		
8/14/2016 23:00	1360.6	1599	940.3
8/15/2016 0:00	1193		
8/15/2016 1:00	1150.7		
8/15/2016 2:00	700.8		
8/15/2016 3:00	724.4		
8/15/2016 4:00	876.5		
8/15/2016 5:00	1422.5		
8/15/2016 6:00	1535.1		
8/15/2016 7:00	1479.9		
8/15/2016 8:00	1505.9		

	Units 1&2 Combined			
Time	(Part 60 Data)	Day Count		
8/15/2016 9:00	1433.6			
8/15/2016 10:00	2539.4			
8/15/2016 11:00	2602			
8/15/2016 12:00	2332.5			
8/15/2016 13:00	2109.4			
8/15/2016 14:00	1899.6			
8/15/2016 15:00	1926.1			
8/15/2016 16:00	1945.4			
8/15/2016 17:00	2068.5			
8/15/2016 18:00	2148.9			
8/15/2016 19:00	2142.1			
8/15/2016 20:00	1797.1			
8/15/2016 21:00	1398.8			
8/15/2016 22:00	1492.5			
8/15/2016 23:00	1468.1	1600		975.5
8/16/2016 0:00	1016.1			
8/16/2016 1:00	693.6			
8/16/2016 2:00	351.4			
8/16/2016 3:00	495.7			
8/16/2016 4:00	581.1			
8/16/2016 5:00	849.1			
8/16/2016 6:00	1265			
8/16/2016 7:00	1616.5			
8/16/2016 8:00	1685.1			
8/16/2016 9:00	1586.4			
8/16/2016 10:00	567.9			
8/16/2016 11:00	598.8			
8/16/2016 12:00	538.1			
8/16/2016 13:00	506.8			
8/16/2016 14:00	455.4			
8/16/2016 15:00	399.1			
8/16/2016 16:00	409.6			
8/16/2016 17:00	578			
8/16/2016 18:00	796.3			
8/16/2016 19:00	800.3			
8/16/2016 20:00	913			
8/16/2016 21:00	1223.7			
8/16/2016 22:00	681.8			
8/16/2016 23:00	723.9	1601		982.0
8/17/2016 0:00	791			
8/17/2016 1:00	836.3			
8/17/2016 2:00	533.5			
8/17/2016 3:00	415.7			
8/17/2016 4:00	523.6			
8/17/2016 5:00	530.5			

	Units 1&2 Combined		
Time	(Part 60 Data)	Day Count	
8/17/2016 6:00	1101		
8/17/2016 7:00	870.1		
8/17/2016 8:00	804.6		
8/17/2016 9:00	800.7		
8/17/2016 10:00	783.6		
8/17/2016 11:00	726.9		
8/17/2016 12:00	643.6		
8/17/2016 13:00	676.2		
8/17/2016 14:00	747.4		
8/17/2016 15:00	783.3		
8/17/2016 16:00	792.7		
8/17/2016 17:00	846.9		
8/17/2016 18:00	800.1		
8/17/2016 19:00	757.8		
8/17/2016 20:00	706.3		
8/17/2016 21:00	707.1		
8/17/2016 22:00	710.3		
8/17/2016 23:00	529	1602	988.7
8/18/2016 0:00	399.5		
8/18/2016 1:00	273.1		
8/18/2016 2:00	161.4		
8/18/2016 3:00	250.9		
8/18/2016 4:00	454.2		
8/18/2016 5:00	364.3		
8/18/2016 6:00	529.6		
8/18/2016 7:00	578.6		
8/18/2016 8:00	498.1		
8/18/2016 9:00	437.6		
8/18/2016 10:00	462.1		
8/18/2016 11:00	793.1		
8/18/2016 12:00	703.7		
8/18/2016 13:00	607.4		
8/18/2016 14:00	527.5		
8/18/2016 15:00	642.2		
8/18/2016 16:00	657.8		
8/18/2016 17:00	624.4		
8/18/2016 18:00	773.5		
8/18/2016 19:00	950		
8/18/2016 20:00	1043.3		
8/18/2016 21:00	913.9		
8/18/2016 22:00	812.4		
8/18/2016 23:00	556.3	1603	986.0
8/19/2016 0:00	491.7		
8/19/2016 1:00	455.3		
8/19/2016 2:00	432.6		

	Units 1&2 Combined		
Time	(Part 60 Data)	Day Count	
8/19/2016 3:00	455.4		
8/19/2016 4:00	587.5		
8/19/2016 5:00	816.4		
8/19/2016 6:00	881.3		
8/19/2016 7:00	746.9		
8/19/2016 8:00	781.6		
8/19/2016 9:00	848.4		
8/19/2016 10:00	1019.2		
8/19/2016 11:00	1116.7		
8/19/2016 12:00	1083.3		
8/19/2016 13:00	953		
8/19/2016 14:00	898.7		
8/19/2016 15:00	914.6		
8/19/2016 16:00	1027.5		
8/19/2016 17:00	1063.3		
8/19/2016 18:00	1143.5		
8/19/2016 19:00	1002.5		
8/19/2016 20:00	917.2		
8/19/2016 21:00	884.6		
8/19/2016 22:00	721.1		
8/19/2016 23:00	660.2	1604	992.0
8/20/2016 0:00	611.7		
8/20/2016 1:00	481.8		
8/20/2016 2:00	466.2		
8/20/2016 3:00	324.6		
8/20/2016 4:00	350.9		
8/20/2016 5:00	337		
8/20/2016 6:00	374.5		
8/20/2016 7:00	599.5		
8/20/2016 8:00	715.6		
8/20/2016 9:00	713.8		
8/20/2016 10:00	585.6		
8/20/2016 11:00	528.2		
8/20/2016 12:00	485.9		
8/20/2016 13:00	479.4		
8/20/2016 14:00	479.8		
8/20/2016 15:00	566.5		
8/20/2016 16:00	656.5		
8/20/2016 17:00	667.3		
8/20/2016 18:00	668.9		
8/20/2016 19:00	529.6		
8/20/2016 20:00	455.3		
8/20/2016 21:00	444.6		
8/20/2016 22:00	425.6		
8/20/2016 23:00	310.6	1605	984.7

	Units 1&2 Combined		
Time	(Part 60 Data)	Day Count	
8/21/2016 0:00	337.7		
8/21/2016 1:00	279.9		
8/21/2016 2:00	178.6		
8/21/2016 3:00	136.7		
8/21/2016 4:00	121.9		
8/21/2016 5:00	124.6		
8/21/2016 6:00	110.6		
8/21/2016 7:00	150.8		
8/21/2016 8:00	268.1		
8/21/2016 9:00	385.5		
8/21/2016 10:00	570.2		
8/21/2016 11:00	532.6		
8/21/2016 12:00	473.3		
8/21/2016 13:00	416.6		
8/21/2016 14:00	387.1		
8/21/2016 15:00	357.4		
8/21/2016 16:00	369		
8/21/2016 17:00	418.8		
8/21/2016 18:00	443.7		
8/21/2016 19:00	477.8		
8/21/2016 20:00	484.4		
8/21/2016 21:00	387.9		
8/21/2016 22:00	251.1		
8/21/2016 23:00	213.3	1606	974.4
8/22/2016 0:00	273.6		
8/22/2016 1:00	259.4		
8/22/2016 2:00	232		
8/22/2016 3:00	205.4		
8/22/2016 4:00	187.1		
8/22/2016 5:00	185.4		
8/22/2016 6:00	225.9		
8/22/2016 7:00	261.4		
8/22/2016 8:00	570		
8/22/2016 9:00	779.9		
8/22/2016 10:00	481		
8/22/2016 11:00	408.5		
8/22/2016 12:00	416.8		
8/22/2016 13:00	388.9		
8/22/2016 14:00	346.6		
8/22/2016 15:00	313.2		
8/22/2016 16:00	305.1		
8/22/2016 17:00	306.2		
8/22/2016 18:00	350.4		
8/22/2016 19:00	362.2		
8/22/2016 20:00	390		

	Units 1&2 Combined		
Time	(Part 60 Data)	Day Count	
8/22/2016 21:00	489.3		
8/22/2016 22:00	564.2		
8/22/2016 23:00	797.4	1607	964.2
8/23/2016 0:00	1014		
8/23/2016 1:00	841.5		
8/23/2016 2:00	706		
8/23/2016 3:00	618.4		
8/23/2016 4:00	356.2		
8/23/2016 5:00	571.3		
8/23/2016 6:00	1022.2		
8/23/2016 7:00	873.3		
8/23/2016 8:00	804.7		
8/23/2016 9:00	747.9		
8/23/2016 10:00	688.1		
8/23/2016 11:00	629.2		
8/23/2016 12:00	608		
8/23/2016 13:00	619.6		
8/23/2016 14:00	652.4		
8/23/2016 15:00	813		
8/23/2016 16:00	823.3		
8/23/2016 17:00	788		
8/23/2016 18:00	680		
8/23/2016 19:00	624.5		
8/23/2016 20:00	703.3		
8/23/2016 21:00	665.6		
8/23/2016 22:00	624.4		
8/23/2016 23:00	789.4	1608	974.8
8/24/2016 0:00	854.3		
8/24/2016 1:00	455.6		
8/24/2016 2:00	300.9		
8/24/2016 3:00	363.2		
8/24/2016 4:00	410.8		
8/24/2016 5:00	599.3		
8/24/2016 6:00	787.2		
8/24/2016 7:00	615.3		
8/24/2016 8:00	1112.2		
8/24/2016 9:00	1401.4		
8/24/2016 10:00	1341.1		
8/24/2016 11:00	1207.8		
8/24/2016 12:00	1193.6		
8/24/2016 13:00	1312.8		
8/24/2016 14:00	1398.2		
8/24/2016 15:00	1530.7		
8/24/2016 16:00	1575.1		
8/24/2016 17:00	1631		

	Units 1&2 Combined			
Time	(Part 60 Data)	Day Count		
8/24/2016 18:00	1532.8			
8/24/2016 19:00	1171.7			
8/24/2016 20:00	1032.3			
8/24/2016 21:00	1202.5			
8/24/2016 22:00	1364.2			
8/24/2016 23:00	1280.4	1609		986.0
8/25/2016 0:00	1199.4			
8/25/2016 1:00	730			
8/25/2016 2:00	469.8			
8/25/2016 3:00	545.7			
8/25/2016 4:00	787.9			
8/25/2016 5:00	1281.8			
8/25/2016 6:00	1742			
8/25/2016 7:00	2118.2			
8/25/2016 8:00	2175.2			
8/25/2016 9:00	1974.2			
8/25/2016 10:00	1834.2			
8/25/2016 11:00	1821.2			
8/25/2016 12:00	1403.9			
8/25/2016 13:00	1647			
8/25/2016 14:00	2101.5			
8/25/2016 15:00	2379.6			
8/25/2016 16:00	2214.8			
8/25/2016 17:00	2096.8			
8/25/2016 18:00	1901.4			
8/25/2016 19:00	1846.3			
8/25/2016 20:00	1757.5			
8/25/2016 21:00	1644.2			
8/25/2016 22:00	1251.9			
8/25/2016 23:00	1119.1	1610		994.8
8/26/2016 0:00	727.8			
8/26/2016 1:00	655.6			
8/26/2016 2:00	564.7			
8/26/2016 3:00	524.8			
8/26/2016 4:00	530.3			
8/26/2016 5:00	801.9			
8/26/2016 6:00	934.1			
8/26/2016 7:00	793.6			
8/26/2016 8:00	707			
8/26/2016 9:00	497.9			
8/26/2016 10:00	470.3			
8/26/2016 11:00	459.9			
8/26/2016 12:00	503.4			
8/26/2016 13:00	564.6			
8/26/2016 14:00	588.3			

	Units 1&2 Combined			
Time	(Part 60 Data)	Day Count		
8/26/2016 15:00	528.6			
8/26/2016 16:00	522.8			
8/26/2016 17:00	535.4			
8/26/2016 18:00	534.1			
8/26/2016 19:00	545.6			
8/26/2016 20:00	562.8			
8/26/2016 21:00	591.7			
8/26/2016 22:00	254.4			
8/26/2016 23:00	190.5	1611		962.9
8/27/2016 0:00	280.1			
8/27/2016 1:00	306.3			
8/27/2016 2:00	357.8			
8/27/2016 3:00	179			
8/27/2016 4:00	139			
8/27/2016 5:00	200.7			
8/27/2016 6:00	173.5			
8/27/2016 7:00	314.7			
8/27/2016 8:00	377.1			
8/27/2016 9:00	1034.3			
8/27/2016 10:00	1268.9			
8/27/2016 11:00	1283.3			
8/27/2016 12:00	1318			
8/27/2016 13:00	1289			
8/27/2016 14:00	1269.1			
8/27/2016 15:00	1208.5			
8/27/2016 16:00	1212.9			
8/27/2016 17:00	1281.8			
8/27/2016 18:00	1307.4			
8/27/2016 19:00	1179.3			
8/27/2016 20:00	1079.6			
8/27/2016 21:00	1038.1			
8/27/2016 22:00	810.8			
8/27/2016 23:00	617.6	1612		934.2
8/28/2016 0:00	334.1			
8/28/2016 1:00	343.6			
8/28/2016 2:00	248.8			
8/28/2016 3:00	182.9			
8/28/2016 4:00	190			
8/28/2016 5:00	177.6			
8/28/2016 6:00	104.7			
8/28/2016 7:00	102.5			
8/28/2016 8:00	445.3			
8/28/2016 9:00	649.8			
8/28/2016 10:00	789.3			
8/28/2016 11:00	752.1			

	Units 1&2 Combined		
Time	(Part 60 Data)	Day Count	
8/28/2016 12:00	719.4		
8/28/2016 13:00	779.6		
8/28/2016 14:00	890.4		
8/28/2016 15:00	1033.3		
8/28/2016 16:00	1083.8		
8/28/2016 17:00	1057		
8/28/2016 18:00	1019		
8/28/2016 19:00	960.1		
8/28/2016 20:00	905.6		
8/28/2016 21:00	968		
8/28/2016 22:00	933.2		
8/28/2016 23:00	450.6	1613	904.7
8/29/2016 0:00	345.9		
8/29/2016 1:00	290.6		
8/29/2016 2:00	212.5		
8/29/2016 3:00	237.9		
8/29/2016 4:00	295.4		
8/29/2016 5:00	602.9		
8/29/2016 6:00	943.8		
8/29/2016 7:00	1184.7		
8/29/2016 8:00	1238.8		
8/29/2016 9:00	1301.6		
8/29/2016 10:00	1354.5		
8/29/2016 11:00	1443		
8/29/2016 12:00	1476.7		
8/29/2016 13:00	1450.9		
8/29/2016 14:00	1451.7		
8/29/2016 15:00	1474.1		
8/29/2016 16:00	1628.5		
8/29/2016 17:00	1804.7		
8/29/2016 18:00	1951		
8/29/2016 19:00	2078.5		
8/29/2016 20:00	2111.5		
8/29/2016 21:00	1183.3		
8/29/2016 22:00	1001		
8/29/2016 23:00	716.8	1614	917.9
8/30/2016 0:00	526.4		
8/30/2016 1:00	412.8		
8/30/2016 2:00	201.4		
8/30/2016 3:00	244.1		
8/30/2016 4:00	317.8		
8/30/2016 5:00	718.3		
8/30/2016 6:00	972.9		
8/30/2016 7:00	1359.6		
8/30/2016 8:00	0		

	Units 1&2 Combined			
Time	(Part 60 Data)	Day Count		
8/30/2016 9:00	0			
8/30/2016 10:00	0			
8/30/2016 11:00	0			
8/30/2016 12:00	0			
8/30/2016 13:00	0			
8/30/2016 14:00	0			
8/30/2016 15:00	0			
8/30/2016 16:00	0			
8/30/2016 17:00	0			
8/30/2016 18:00	0			
8/30/2016 19:00	0			
8/30/2016 20:00	0			
8/30/2016 21:00	0			
8/30/2016 22:00	0			
8/30/2016 23:00	0	1615	909.7	
9/5/2016 0:00	0			
9/5/2016 1:00	0			
9/5/2016 2:00	0			
9/5/2016 3:00	0			
9/5/2016 4:00	0			
9/5/2016 5:00	0			
9/5/2016 6:00	0			
9/5/2016 7:00	0			
9/5/2016 8:00	0			
9/5/2016 9:00	0			
9/5/2016 10:00	0			
9/5/2016 11:00	0			
9/5/2016 12:00	0			
9/5/2016 13:00	0			
9/5/2016 14:00	0			
9/5/2016 15:00	4.9			
9/5/2016 16:00	61.1			
9/5/2016 17:00	83.8			
9/5/2016 18:00	95.1			
9/5/2016 19:00	125			
9/5/2016 20:00	164.9			
9/5/2016 21:00	186.5			
9/5/2016 22:00	419.4			
9/5/2016 23:00	392	1616	894.8	
9/6/2016 0:00	258.8			
9/6/2016 1:00	140.3			
9/6/2016 2:00	179.3			
9/6/2016 3:00	217.9			
9/6/2016 4:00	189.7			
9/6/2016 5:00	240.3			

	Units 1&2 Combined	
Time	(Part 60 Data)	Day Count
9/6/2016 6:00	255.4	
9/6/2016 7:00	395.6	
9/6/2016 8:00	568.8	
9/6/2016 9:00	905	
9/6/2016 10:00	741.5	
9/6/2016 11:00	832.8	
9/6/2016 12:00	641.6	
9/6/2016 13:00	625.7	
9/6/2016 14:00	612.2	
9/6/2016 15:00	691.4	
9/6/2016 16:00	748.3	
9/6/2016 17:00	896.4	
9/6/2016 18:00	787.6	
9/6/2016 19:00	850	
9/6/2016 20:00	775.8	
9/6/2016 21:00	731	
9/6/2016 22:00	685.9	
9/6/2016 23:00	612.3	1617 869.0
9/7/2016 0:00	412.6	
9/7/2016 1:00	245.7	
9/7/2016 2:00	195.2	
9/7/2016 3:00	213.7	
9/7/2016 4:00	266.5	
9/7/2016 5:00	425.2	
9/7/2016 6:00	714.6	
9/7/2016 7:00	881.4	
9/7/2016 8:00	1186	
9/7/2016 9:00	1099.5	
9/7/2016 10:00	913.7	
9/7/2016 11:00	823.5	
9/7/2016 12:00	743.8	
9/7/2016 13:00	840.3	
9/7/2016 14:00	1067.4	
9/7/2016 15:00	1274.5	
9/7/2016 16:00	1153.5	
9/7/2016 17:00	1107.1	
9/7/2016 18:00	1075.8	
9/7/2016 19:00	940.1	
9/7/2016 20:00	935.3	
9/7/2016 21:00	972.7	
9/7/2016 22:00	960	
9/7/2016 23:00	1430.4	1618 857.8
9/8/2016 0:00	1285.8	
9/8/2016 1:00	1095.5	
9/8/2016 2:00	1101.5	

	Units 1&2 Combined			
Time	(Part 60 Data)	Day Count		
9/8/2016 3:00	1034			
9/8/2016 4:00	1482.8			
9/8/2016 5:00	1265.4			
9/8/2016 6:00	998.7			
9/8/2016 7:00	1164.6			
9/8/2016 8:00	1093.3			
9/8/2016 9:00	864.7			
9/8/2016 10:00	968.3			
9/8/2016 11:00	767.1			
9/8/2016 12:00	616.1			
9/8/2016 13:00	633.2			
9/8/2016 14:00	724.4			
9/8/2016 15:00	743.8			
9/8/2016 16:00	913.1			
9/8/2016 17:00	856.5			
9/8/2016 18:00	558.1			
9/8/2016 19:00	668.6			
9/8/2016 20:00	770.3			
9/8/2016 21:00	720.5			
9/8/2016 22:00	594.3			
9/8/2016 23:00	481.4	1619		851.0
9/9/2016 0:00	404.9			
9/9/2016 1:00	486.8			
9/9/2016 2:00	352.2			
9/9/2016 3:00	447.9			
9/9/2016 4:00	609.1			
9/9/2016 5:00	931.2			
9/9/2016 6:00	1179.2			
9/9/2016 7:00	885.6			
9/9/2016 8:00	914.5			
9/9/2016 9:00	1608.6			
9/9/2016 10:00	1582.2			
9/9/2016 11:00	1416.2			
9/9/2016 12:00	1323.6			
9/9/2016 13:00	1197.5			
9/9/2016 14:00	1256.3			
9/9/2016 15:00	1391			
9/9/2016 16:00	1342.6			
9/9/2016 17:00	1273			
9/9/2016 18:00	1133.7			
9/9/2016 19:00	1108.7			
9/9/2016 20:00	1264.7			
9/9/2016 21:00	1338.8			
9/9/2016 22:00	1420			
9/9/2016 23:00	950.3	1620		852.2

	Units 1&2 Combined		
Time	(Part 60 Data)	Day Count	
9/10/2016 0:00	577		
9/10/2016 1:00	467.6		
9/10/2016 2:00	488.4		
9/10/2016 3:00	598.1		
9/10/2016 4:00	650		
9/10/2016 5:00	782		
9/10/2016 6:00	663.9		
9/10/2016 7:00	751.7		
9/10/2016 8:00	1236.2		
9/10/2016 9:00	1417.2		
9/10/2016 10:00	2036.5		
9/10/2016 11:00	1508		
9/10/2016 12:00	1289.6		
9/10/2016 13:00	1441.8		
9/10/2016 14:00	1100.5		
9/10/2016 15:00	1177.7		
9/10/2016 16:00	1370.2		
9/10/2016 17:00	1779.1		
9/10/2016 18:00	1628.4		
9/10/2016 19:00	1396		
9/10/2016 20:00	1278.7		
9/10/2016 21:00	1149.4		
9/10/2016 22:00	1024.7		
9/10/2016 23:00	941.8	1621	853.8
9/11/2016 0:00	910.1		
9/11/2016 1:00	730.4		
9/11/2016 2:00	680.8		
9/11/2016 3:00	693.7		
9/11/2016 4:00	626.1		
9/11/2016 5:00	527.2		
9/11/2016 6:00	206.9		
9/11/2016 7:00	317.7		
9/11/2016 8:00	536.9		
9/11/2016 9:00	535.2		
9/11/2016 10:00	639.1		
9/11/2016 11:00	736		
9/11/2016 12:00	733.8		
9/11/2016 13:00	736.1		
9/11/2016 14:00	772.2		
9/11/2016 15:00	831.9		
9/11/2016 16:00	870.3		
9/11/2016 17:00	899.9		
9/11/2016 18:00	895.8		
9/11/2016 19:00	725.6		
9/11/2016 20:00	820.5		

	Units 1&2 Combined			
Time	(Part 60 Data)	Day Count		
9/11/2016 21:00	567.5			
9/11/2016 22:00	501.7			
9/11/2016 23:00	347.3	1622		840.5
9/12/2016 0:00	223.5			
9/12/2016 1:00	221			
9/12/2016 2:00	206.3			
9/12/2016 3:00	208.9			
9/12/2016 4:00	194.9			
9/12/2016 5:00	287.6			
9/12/2016 6:00	303.5			
9/12/2016 7:00	261.2			
9/12/2016 8:00	419.9			
9/12/2016 9:00	806.3			
9/12/2016 10:00	735.5			
9/12/2016 11:00	735.4			
9/12/2016 12:00	1019.2			
9/12/2016 13:00	959.5			
9/12/2016 14:00	947.7			
9/12/2016 15:00	937.8			
9/12/2016 16:00	950.6			
9/12/2016 17:00	948.9			
9/12/2016 18:00	930.3			
9/12/2016 19:00	940.6			
9/12/2016 20:00	919			
9/12/2016 21:00	860.3			
9/12/2016 22:00	732.4			
9/12/2016 23:00	642	1623		817.1
9/13/2016 0:00	283.6			
9/13/2016 1:00	205.7			
9/13/2016 2:00	213.9			
9/13/2016 3:00	213.5			
9/13/2016 4:00	212.1			
9/13/2016 5:00	322.3			
9/13/2016 6:00	319.9			
9/13/2016 7:00	321.2			
9/13/2016 8:00	317.2			
9/13/2016 9:00	643.4			
9/13/2016 10:00	667.6			
9/13/2016 11:00	784.5			
9/13/2016 12:00	1022.9			
9/13/2016 13:00	773.6			
9/13/2016 14:00	777.2			
9/13/2016 15:00	855.6			
9/13/2016 16:00	698.8			
9/13/2016 17:00	1107.2			

	Units 1&2 Combined			
Time	(Part 60 Data)	Day Count		
9/13/2016 18:00	1233.3			
9/13/2016 19:00	1301.3			
9/13/2016 20:00	987.1			
9/13/2016 21:00	727.6			
9/13/2016 22:00	669.6			
9/13/2016 23:00	394	1624		824.7
9/14/2016 0:00	263.3			
9/14/2016 1:00	278.2			
9/14/2016 2:00	201			
9/14/2016 3:00	218.8			
9/14/2016 4:00	304.1			
9/14/2016 5:00	377.6			
9/14/2016 6:00	574.6			
9/14/2016 7:00	572.1			
9/14/2016 8:00	576.7			
9/14/2016 9:00	849.9			
9/14/2016 10:00	818.9			
9/14/2016 11:00	840.6			
9/14/2016 12:00	1255.6			
9/14/2016 13:00	863.7			
9/14/2016 14:00	773.6			
9/14/2016 15:00	971.8			
9/14/2016 16:00	1286.8			
9/14/2016 17:00	1207.9			
9/14/2016 18:00	722.5			
9/14/2016 19:00	918.1			
9/14/2016 20:00	864.6			
9/14/2016 21:00	694.5			
9/14/2016 22:00	468.1			
9/14/2016 23:00	148.5	1625		826.6
9/15/2016 0:00	275			
9/15/2016 1:00	235.7			
9/15/2016 2:00	259.1			
9/15/2016 3:00	242.9			
9/15/2016 4:00	224			
9/15/2016 5:00	313.7			
9/15/2016 6:00	470.1			
9/15/2016 7:00	179.1			
9/15/2016 8:00	394.8			
9/15/2016 9:00	391.1			
9/15/2016 10:00	190.6			
9/15/2016 11:00	392.7			
9/15/2016 12:00	343.3			
9/15/2016 13:00	345.6			
9/15/2016 14:00	626.7			

	Units 1&2 Combined			
Time	(Part 60 Data)	Day Count		
9/15/2016 15:00	1069.4			
9/15/2016 16:00	1037.3			
9/15/2016 17:00	586.4			
9/15/2016 18:00	0			
9/15/2016 19:00	0			
9/15/2016 20:00	0			
9/15/2016 21:00	0			
9/15/2016 22:00	0			
9/15/2016 23:00	0	1626		818.8
9/16/2016 0:00	0			
9/16/2016 1:00	0			
9/16/2016 2:00	286.8			
9/16/2016 3:00	275.7			
9/16/2016 4:00	282.6			
9/16/2016 5:00	442.9			
9/16/2016 6:00	512.9			
9/16/2016 7:00	555.2			
9/16/2016 8:00	546.4			
9/16/2016 9:00	772.9			
9/16/2016 10:00	943.3			
9/16/2016 11:00	983.4			
9/16/2016 12:00	718.5			
9/16/2016 13:00	921.9			
9/16/2016 14:00	797.9			
9/16/2016 15:00	990			
9/16/2016 16:00	940.5			
9/16/2016 17:00	1084.1			
9/16/2016 18:00	1139.3			
9/16/2016 19:00	1028.1			
9/16/2016 20:00	800.3			
9/16/2016 21:00	908.5			
9/16/2016 22:00	570.7			
9/16/2016 23:00	400.1	1627		814.8
9/17/2016 0:00	375			
9/17/2016 1:00	451.4			
9/17/2016 2:00	477.4			
9/17/2016 3:00	335.2			
9/17/2016 4:00	382.8			
9/17/2016 5:00	510.1			
9/17/2016 6:00	440			
9/17/2016 7:00	491.1			
9/17/2016 8:00	567.7			
9/17/2016 9:00	735.8			
9/17/2016 10:00	834.2			
9/17/2016 11:00	629.7			

	Units 1&2 Combined			
Time	(Part 60 Data)	Day Count		
9/17/2016 12:00	710.5			
9/17/2016 13:00	743.9			
9/17/2016 14:00	744			
9/17/2016 15:00	660.1			
9/17/2016 16:00	689.6			
9/17/2016 17:00	758.4			
9/17/2016 18:00	811.2			
9/17/2016 19:00	752.4			
9/17/2016 20:00	882.7			
9/17/2016 21:00	669			
9/17/2016 22:00	729.6			
9/17/2016 23:00	549	1628		800.5
9/18/2016 0:00	367			
9/18/2016 1:00	231.9			
9/18/2016 2:00	231.4			
9/18/2016 3:00	234.5			
9/18/2016 4:00	216.6			
9/18/2016 5:00	215.5			
9/18/2016 6:00	226.7			
9/18/2016 7:00	516.6			
9/18/2016 8:00	549			
9/18/2016 9:00	820.7			
9/18/2016 10:00	704.6			
9/18/2016 11:00	761.5			
9/18/2016 12:00	750.3			
9/18/2016 13:00	752.7			
9/18/2016 14:00	735			
9/18/2016 15:00	767			
9/18/2016 16:00	742.5			
9/18/2016 17:00	761.7			
9/18/2016 18:00	864			
9/18/2016 19:00	0			
9/18/2016 20:00	0			
9/18/2016 21:00	0			
9/18/2016 22:00	0			
9/18/2016 23:00	0	1629		771.8
9/19/2016 0:00	0			
9/19/2016 1:00	0			
9/19/2016 2:00	0			
9/19/2016 3:00	0			
9/19/2016 4:00	0			
9/19/2016 5:00	0			
9/19/2016 6:00	0			
9/19/2016 7:00	0			
9/19/2016 8:00	0			

	Units 1&2 Combined			
Time	(Part 60 Data)	Day Count		
9/19/2016 9:00	0			
9/19/2016 10:00	0.9			
9/19/2016 11:00	0			
9/19/2016 12:00	0			
9/19/2016 13:00	0			
9/19/2016 14:00	0			
9/19/2016 15:00	0			
9/19/2016 16:00	8			
9/19/2016 17:00	29.6			
9/19/2016 18:00	86			
9/19/2016 19:00	54.7			
9/19/2016 20:00	227.9			
9/19/2016 21:00	282.6			
9/19/2016 22:00	757.1			
9/19/2016 23:00	652.1	1630	732.1	
9/20/2016 0:00	409.3			
9/20/2016 1:00	334.5			
9/20/2016 2:00	272.7			
9/20/2016 3:00	331.8			
9/20/2016 4:00	512.6			
9/20/2016 5:00	808.4			
9/20/2016 6:00	686.4			
9/20/2016 7:00	715.8			
9/20/2016 8:00	730.3			
9/20/2016 9:00	733.9			
9/20/2016 10:00	731.9			
9/20/2016 11:00	743.5			
9/20/2016 12:00	731.6			
9/20/2016 13:00	709			
9/20/2016 14:00	714.5			
9/20/2016 15:00	706.5			
9/20/2016 16:00	620.1			
9/20/2016 17:00	679.4			
9/20/2016 18:00	606.8			
9/20/2016 19:00	598.6			
9/20/2016 20:00	658.7			
9/20/2016 21:00	608.2			
9/20/2016 22:00	606.9			
9/20/2016 23:00	539.2	1631	725.2	
9/21/2016 0:00	308.6			
9/21/2016 1:00	375.3			
9/21/2016 2:00	291.8			
9/21/2016 3:00	274.9			
9/21/2016 4:00	429.4			
9/21/2016 5:00	608.4			

	Units 1&2 Combined	
Time	(Part 60 Data)	Day Count
9/21/2016 6:00	613.4	
9/21/2016 7:00	725.5	
9/21/2016 8:00	674.2	
9/21/2016 9:00	792.4	
9/21/2016 10:00	759	
9/21/2016 11:00	742.4	
9/21/2016 12:00	853.3	
9/21/2016 13:00	768.6	
9/21/2016 14:00	771.3	
9/21/2016 15:00	801.3	
9/21/2016 16:00	763.3	
9/21/2016 17:00	783.9	
9/21/2016 18:00	782.5	
9/21/2016 19:00	772.1	
9/21/2016 20:00	787.7	
9/21/2016 21:00	689.4	
9/21/2016 22:00	744.5	
9/21/2016 23:00	612.7	1632 722.7
9/22/2016 0:00	511.6	
9/22/2016 1:00	453.5	
9/22/2016 2:00	406.5	
9/22/2016 3:00	431.9	
9/22/2016 4:00	562.6	
9/22/2016 5:00	976.9	
9/22/2016 6:00	805.7	
9/22/2016 7:00	777.1	
9/22/2016 8:00	784.6	
9/22/2016 9:00	723.9	
9/22/2016 10:00	707.3	
9/22/2016 11:00	756.3	
9/22/2016 12:00	752.8	
9/22/2016 13:00	717.2	
9/22/2016 14:00	718.2	
9/22/2016 15:00	763.2	
9/22/2016 16:00	725.3	
9/22/2016 17:00	788.3	
9/22/2016 18:00	730.9	
9/22/2016 19:00	756	
9/22/2016 20:00	744.1	
9/22/2016 21:00	794.6	
9/22/2016 22:00	630.4	
9/22/2016 23:00	516.8	1633 726.5
9/23/2016 0:00	348.6	
9/23/2016 1:00	273	
9/23/2016 2:00	243.9	

	Units 1&2 Combined			
Time	(Part 60 Data)	Day Count		
9/23/2016 3:00	242.6			
9/23/2016 4:00	275.6			
9/23/2016 5:00	437.4			
9/23/2016 6:00	643.4			
9/23/2016 7:00	723.2			
9/23/2016 8:00	862			
9/23/2016 9:00	748.9			
9/23/2016 10:00	779.3			
9/23/2016 11:00	665.8			
9/23/2016 12:00	799.7			
9/23/2016 13:00	682.8			
9/23/2016 14:00	756.4			
9/23/2016 15:00	756.8			
9/23/2016 16:00	757.7			
9/23/2016 17:00	769.2			
9/23/2016 18:00	794.7			
9/23/2016 19:00	756.2			
9/23/2016 20:00	763.6			
9/23/2016 21:00	820.6			
9/23/2016 22:00	639.7			
9/23/2016 23:00	775.3	1634		719.6
9/24/2016 0:00	495.8			
9/24/2016 1:00	486.6			
9/24/2016 2:00	385.5			
9/24/2016 3:00	387.5			
9/24/2016 4:00	419.8			
9/24/2016 5:00	643.1			
9/24/2016 6:00	575.6			
9/24/2016 7:00	618.5			
9/24/2016 8:00	803.6			
9/24/2016 9:00	804.8			
9/24/2016 10:00	937.9			
9/24/2016 11:00	941.3			
9/24/2016 12:00	895.8			
9/24/2016 13:00	1054.1			
9/24/2016 14:00	774.1			
9/24/2016 15:00	653.3			
9/24/2016 16:00	871.1			
9/24/2016 17:00	707.9			
9/24/2016 18:00	733.7			
9/24/2016 19:00	788.6			
9/24/2016 20:00	821.8			
9/24/2016 21:00	773.7			
9/24/2016 22:00	746.2			
9/24/2016 23:00	552	1635		726.5

	Units 1&2 Combined		
Time	(Part 60 Data)	Day Count	
9/25/2016 0:00	578.4		
9/25/2016 1:00	284.3		
9/25/2016 2:00	241.3		
9/25/2016 3:00	266.6		
9/25/2016 4:00	263.3		
9/25/2016 5:00	284.2		
9/25/2016 6:00	273.7		
9/25/2016 7:00	252.3		
9/25/2016 8:00	247.8		
9/25/2016 9:00	314.1		
9/25/2016 10:00	509.8		
9/25/2016 11:00	459.5		
9/25/2016 12:00	553.4		
9/25/2016 13:00	839.3		
9/25/2016 14:00	779.3		
9/25/2016 15:00	609.7		
9/25/2016 16:00	702.7		
9/25/2016 17:00	881.8		
9/25/2016 18:00	860.9		
9/25/2016 19:00	778.6		
9/25/2016 20:00	857.1		
9/25/2016 21:00	675.7		
9/25/2016 22:00	714.4		
9/25/2016 23:00	563	1636	734.0
9/26/2016 0:00	278.5		
9/26/2016 1:00	309.2		
9/26/2016 2:00	328.3		
9/26/2016 3:00	330.2		
9/26/2016 4:00	342.4		
9/26/2016 5:00	567.6		
9/26/2016 6:00	834.9		
9/26/2016 7:00	536.5		
9/26/2016 8:00	691.9		
9/26/2016 9:00	1083.2		
9/26/2016 10:00	1131.9		
9/26/2016 11:00	805.9		
9/26/2016 12:00	780.4		
9/26/2016 13:00	821.5		
9/26/2016 14:00	754.6		
9/26/2016 15:00	816.3		
9/26/2016 16:00	891.3		
9/26/2016 17:00	769.4		
9/26/2016 18:00	912		
9/26/2016 19:00	783.4		
9/26/2016 20:00	630.1		

	Units 1&2 Combined			
Time	(Part 60 Data)	Day Count		
9/26/2016 21:00	428.6			
9/26/2016 22:00	238.3			
9/26/2016 23:00	278.3	1637		743.4
9/27/2016 0:00	238.1			
9/27/2016 1:00	229.6			
9/27/2016 2:00	222.6			
9/27/2016 3:00	220.3			
9/27/2016 4:00	260.7			
9/27/2016 5:00	334.9			
9/27/2016 6:00	364.7			
9/27/2016 7:00	274.1			
9/27/2016 8:00	537.6			
9/27/2016 9:00	860.1			
9/27/2016 10:00	585.7			
9/27/2016 11:00	651			
9/27/2016 12:00	671.3			
9/27/2016 13:00	623.4			
9/27/2016 14:00	859.7			
9/27/2016 15:00	829.3			
9/27/2016 16:00	911.2			
9/27/2016 17:00	776.3			
9/27/2016 18:00	829.2			
9/27/2016 19:00	673.3			
9/27/2016 20:00	769.5			
9/27/2016 21:00	630.2			
9/27/2016 22:00	549.2			
9/27/2016 23:00	219.1	1638		737.1
9/28/2016 0:00	256.1			
9/28/2016 1:00	207.8			
9/28/2016 2:00	199.5			
9/28/2016 3:00	205.7			
9/28/2016 4:00	234.4			
9/28/2016 5:00	362.4			
9/28/2016 6:00	623.8			
9/28/2016 7:00	680.8			
9/28/2016 8:00	643.3			
9/28/2016 9:00	876.3			
9/28/2016 10:00	842.9			
9/28/2016 11:00	815.5			
9/28/2016 12:00	883.3			
9/28/2016 13:00	835.5			
9/28/2016 14:00	1036.2			
9/28/2016 15:00	1535.1			
9/28/2016 16:00	1016.7			
9/28/2016 17:00	679.5			

	Units 1&2 Combined			
Time	(Part 60 Data)	Day Count		
9/28/2016 18:00	1054.7			
9/28/2016 19:00	664.5			
9/28/2016 20:00	812.3			
9/28/2016 21:00	635.3			
9/28/2016 22:00	545.7			
9/28/2016 23:00	131.9	1639		722.2
9/29/2016 0:00	151			
9/29/2016 1:00	125.3			
9/29/2016 2:00	123.7			
9/29/2016 3:00	144.9			
9/29/2016 4:00	129.1			
9/29/2016 5:00	149.6			
9/29/2016 6:00	374.4			
9/29/2016 7:00	358.1			
9/29/2016 8:00	577.5			
9/29/2016 9:00	546.9			
9/29/2016 10:00	443.6			
9/29/2016 11:00	411.7			
9/29/2016 12:00	371.8			
9/29/2016 13:00	347.1			
9/29/2016 14:00	367.5			
9/29/2016 15:00	418.8			
9/29/2016 16:00	460.3			
9/29/2016 17:00	382			
9/29/2016 18:00	406.1			
9/29/2016 19:00	431			
9/29/2016 20:00	301.7			
9/29/2016 21:00	336.4			
9/29/2016 22:00	317.2			
9/29/2016 23:00	331.8	1640		676.7
9/30/2016 0:00	433.9			
9/30/2016 1:00	719.1			
9/30/2016 2:00	810.8			
9/30/2016 3:00	969.4			
9/30/2016 4:00	613.5			
9/30/2016 5:00	720.4			
9/30/2016 6:00	1021.2			
9/30/2016 7:00	808.3			
9/30/2016 8:00	832.3			
9/30/2016 9:00	708.3			
9/30/2016 10:00	687.8			
9/30/2016 11:00	747.7			
9/30/2016 12:00	828.5			
9/30/2016 13:00	864.7			
9/30/2016 14:00	823			

	Units 1&2 Combined			
Time	(Part 60 Data)	Day Count		
9/30/2016 15:00	742.5			
9/30/2016 16:00	739.5			
9/30/2016 17:00	684.3			
9/30/2016 18:00	638.2			
9/30/2016 19:00	692.6			
9/30/2016 20:00	724.5			
9/30/2016 21:00	858.2			
9/30/2016 22:00	767.2			
9/30/2016 23:00	404.2	1641	683.2	
	HR		30 Day Avg	
99th percentile:	2133.102		1286.5867	
Ratio of 30D Avg/HR:	0.603152918			
Count of 30D Avg>6177.85:				0