MPM Silicones LLC
Momentive Performance Materials Inc.
Sistersville Plant
10851 Energy Highway
Friendly, WV 26170

December 5, 2016

RECEIVED
DEC 06 2016
WV DEP / DIV OF AIR QUALITY

Via FedEx

Mr. William F. Durham, Director
West Virginia Department of Environmental Protection
Division of Air Quality
601 57th Street, SE
Charleston WV 25304

APPLICATION FOR RENEWALOF TITLE V OPERATING PERMIT
Title V Permit R30-09500001-2012
DAQ Plant ID 095-00001

Dear Director Benedict,

MPM Silicones LLC hereby submits an application for the renewal of our Title V Operating Permit. This permit expires on June 26, 2017, and the renewal application is due by December 26, 2016. Thus this application is submitted timely.

Note that the process flow diagrams are claimed as Confidential Business Information. Thus, one copy of the application contains the CBI, and the second copy is a redacted version.

We look forward to working with DAQ during the review of this application, and we request an opportunity to review the pre-draft version of the modified Title V permit. Please direct all correspondence or questions to me.

Sincerely,

Okey Tucker
Air Compliance Leader
Environment, Health and Safety
(304) 652-8306

00_Cover Letter_MPM Silicones Title V Renewal – Dec16

Attachments:
Title V Renewal Application (see attached Table of Contents)

MOMENTIVE™

MPM Silicones, LLC
Sistersville Plant
10851 Energy Highway
Friendly, WV 26146
(304) 652-8000

TABLE OF CONTENTS

Item	Hard Copy 1	Hard Copy 2	On CD
Cover Letter	X	X	
Table of Contents	X	X	
Initial/Renewal Title V Permit Application - General Forms	X	X	
Confidential Business Information Cover Document	X	X	
CD with electronic files			X
ATTACHMENT A: Area Map	X	X	
ATTACHMENT B: Plot Plan(s)	X	X	
ATTACHMENT C: Process Flow Diagram(s)	X (CBI)	X Redacted	
ATTACHMENT D: Equipment Table			X
ATTACHMENT E: Emission Unit Form(s)			X
ATTACHMENT F: Schedule of Compliance Form(s)	Not Applicable		
ATTACHMENT G: Air Pollution Control Device Form(s)			X
ATTACHMENT H: Compliance Assurance Monitoring (CAM) Form(s)	Not Applicable		

WEST VIRGINIA DEPARTMENT OF ENVIRONMENTAL PROTECTION
DIVISION OF AIR QUALITY

601 57th Street SE
Charleston, WV 25304
Phone: (304) 926-0475
www.dep.wv.gov/daq

INITIAL/RENEWAL TITLE V PERMIT APPLICATION - GENERAL FORMS

Section 1: General Information

1. **Name of Applicant (As registered with the WV Secretary of State's Office):** MPM Silicones, LLC	2. **Facility Name or Location:** MPM Silicones Sistersville Facility
3. **DAQ Plant ID No.:** 0 9 5 — 0 0 0 0 1	4. **Federal Employer ID No. (FEIN):** 2 2 3 7 7 5 4 8 1

5. **Permit Application Type:**

- ☐ Initial Permit — When did operations commence? 1955
- ☒ Permit Renewal — What is the expiration date of the existing permit? 06/26/2017
- ☐ Update to Initial/Renewal Permit Application

6. Type of Business Entity:

☐ Corporation ☐ Governmental Agency ☒ LLC
☐ Partnership ☐ Limited Partnership

7. Is the Applicant the:

☐ Owner ☐ Operator ☒ Both

If the Applicant is not both the owner and operator, please provide the name and address of the other party.

_____
_____
_____

8. Number of onsite employees:

450

9. Governmental Code:

- ☒ Privately owned and operated; 0
- ☐ Federally owned and operated; 1
- ☐ State government owned and operated; 2
- ☐ County government owned and operated; 3
- ☐ Municipality government owned and operated; 4
- ☐ District government owned and operated; 5

10. Business Confidentiality Claims

Does this application include confidential information (per 45CSR31)? ☒ Yes ☐ No

If yes, identify each segment of information on each page that is submitted as confidential, and provide justification for each segment claimed confidential, including the criteria under 45CSR§31-4.1, and in accordance with the DAQ's *"PRECAUTIONARY NOTICE-CLAIMS OF CONFIDENTIALITY"* guidance.

RECEIVED
DEC 06 2016
WV DEP / DIV OF AIR QUALITY

11. Mailing Address		
Street or P.O. Box: 10851 Energy Highway		
City: Friendly	**State:** WV	**Zip:** 26146-
Telephone Number: (304) 652-8306	**Fax Number:** (304) 652-8738	

12. Facility Location		
Street: 10851 Energy Highway	**City:** Friendly	**County:** Tyler
UTM Easting: 492.2 km	**UTM Northing:** 4370.5 km	**Zone:** ☒ 17 or ☐ 18
Directions: Facility is located along State Route 2, at Long Reach, 6 miles south of Sistersville.		
Portable Source? ☐ Yes ☒ No		
Is facility located within a nonattainment area? ☐ Yes ☒ No		**If yes, for what air pollutants?**
Is facility located within 50 miles of another state? ☒ Yes ☐ No		**If yes, name the affected state(s).** Ohio
Is facility located within 100 km of a Class I Area[1]? ☐ Yes ☒ No **If no, do emissions impact a Class I Area[1]?** ☐ Yes ☐ No Unknown		**If yes, name the area(s).**

[1] *Class I areas include Dolly Sods and Otter Creek Wilderness Areas in West Virginia, and Shenandoah National Park and James River Face Wilderness Area in Virginia.*

13. Contact Information		
Responsible Official: Chad McKnight		**Title:** Sr. Director of Operations
Street or P.O. Box: 10851 Energy Highway		
City: Friendly	**State:** WV	**Zip:** 26146
Telephone Number: (304) 652-8781	**Fax Number:** ((304) 652-8738	
E-mail address: Chad.Mcknight@momentive.com		
Environmental Contact: Okey Tucker Jr.		**Title:** Air Compliance Leader
Street or P.O. Box: 10851 Energy Highway		
City: Friendly	**State:** WV	**Zip:** 26146-
Telephone Number: (304) 652-8306	**Fax Number:** (304) 652-8738	
E-mail address: Okey.Tuckerjr@Momentive.com		
Application Preparer: Okey Tucker		**Title:** Air Compliance Leader
Company: Momentive **Street or P.O. Box:** 10851 Energy Highway		
City: Friendly	**State:** WV	**Zip:** 26146-
Telephone Number: (304) 652-8306	**Fax Number:** (304) 652-8738	
E-mail address: Okey.Tuckerjr@Momentive.com		

14. Facility Description

List all processes, products, NAICS and SIC codes for normal operation, in order of priority. Also list any process, products, NAICS and SIC codes associated with any alternative operating scenarios if different from those listed for normal operation.

Process	Products	NAICS	SIC
Silanes	Silanes and Silicones	325199	2869
Polymers I	Silanes and Silicones	325199	2869
Polymers II	Silicones	325199	2869
New Product Development	Silanes and Silicones	325199	2869

Provide a general description of operations.

The Sistersville Plant is located in a rural setting and is situated on approximately 1300 acres of land. The operating areas are situated centrally and encompass approximately 50 acres. The Sistersville Plant is engaged in specialty chemical manufacturing and manufactures a broad range of silicone and silane products, plus organic chemical intermediates. The site operates 24 hours a day and consists of a number of continuous and batch processes. To support manufacturing operations the Sistersville Plant operates 2 boilers to supply steam and a hazardous waste combustor to treat some of the waste generated on-site.

15. Provide an **Area Map** showing plant location as **ATTACHMENT A**.

16. Provide a **Plot Plan(s)**, e.g. scaled map(s) and/or sketch(es) showing the location of the property on which the stationary source(s) is located as **ATTACHMENT B**. For instructions, refer to "Plot Plan - Guidelines."

17. Provide a detailed **Process Flow Diagram(s)** showing each process or emissions unit as **ATTACHMENT C**. Process Flow Diagrams should show all emission units, control equipment, emission points, and their relationships.

Section 2: Applicable Requirements

18. Applicable Requirements Summary	
Instructions: Mark all applicable requirements.	
☒ SIP	☐ FIP
☒ Minor source NSR (45CSR13)	☐ PSD (45CSR14)
☒ NESHAP (45CSR34)	☐ Nonattainment NSR (45CSR19)
☒ Section 111 NSPS	☒ Section 112(d) MACT standards
☐ Section 112(g) Case-by-case MACT	☒ 112(r) RMP
☐ Section 112(i) Early reduction of HAP	☐ Consumer/commercial prod. reqts., section 183(e)
☐ Section 129 Standards/Reqts.	☐ Stratospheric ozone (Title VI)
☐ Tank vessel reqt., section 183(f)	☐ Emissions cap 45CSR§30-2.6.1
☐ NAAQS, increments or visibility (temp. sources)	☒ 45CSR27 State enforceable only rule
☒ 45CSR4 State enforceable only rule	☐ Acid Rain (Title IV, 45CSR33)
☐ Emissions Trading and Banking (45CSR28)	☐ Compliance Assurance Monitoring (40CFR64)
☐ CAIR NO_x Annual Trading Program (45CSR39)	☐ CAIR NO_x Ozone Season Trading Program (45CSR40)
☐ CAIR SO_2 Trading Program (45CSR41)	

19. Non Applicability Determinations
List all requirements which the source has determined not applicable and for which a permit shield is requested. The listing shall also include the rule citation and the reason why the shield applies. 40 CFR §§ 60.40b-60.49b NSPS Subpart Db (June 19, 1984) – Standards of Performance for Fossil-Fuel-Fired Steam Generators for Which Construction Is Commenced After 6/19/1984, heat input rate > 100 MM Btu/hr: Facility has two Boilers, #5 and #6. Both have heat input rate below 100 MM Btu/hr. 40 CFR §§ 60.110-113 NSPS Subpart K (June 11, 1973) Standards of Performance for Storage Vessels for Petroleum Liquids For Which Construction, Reconstruction, or Modification Commenced after June 11, 1973 and prior to May 19, 1978. Petroleum liquid storage vessels have capacities less than 40,000 gallons. 40 CFR §§ 60.110a-115a NSPS Subpart Ka (May 19, 1978) Standards of Performance for Storage Vessels for Petroleum Liquids For Which Construction, Reconstruction, or Modification Commenced after May 19, 1978 and prior to July 23, 1984. Petroleum liquid storage vessels have capacities less than 40,000 gallons
☒ Permit Shield

19. Non Applicability Determinations *(Continued)* - *Attach additional pages as necessary.*

List all requirements which the source has determined not applicable and for which a permit shield is requested. The listing shall also include the rule citation and the reason why the shield applies.

40 CFR §§ 60.110b-117b NSPS Subpart Kb (July 23, 1984) Standards of Performance for Storage Vessels for Petroleum Liquids For Which Construction, Reconstruction, or Modification Commenced after July 23, 1984. All tanks were found not to be subject to NSPS Kb since all: 1. Were built before July 23, 1984 and no physical modifications, and/or 2. Are of capacity less than 19,813 gallons and/or 3. Are of a capacity greater than 39,890 gallons, and have a maximum true vapor pressure of 0.51 psia or less and/or 4. Are of a capacity between 19,818 gallons and 39,890 gallons and have a maximum true vapor pressure of 2.2 psia or less.

40 CFR §§ 60.150-60.156 NSPS O Standards of Performance for Sewage Treatment Plants. The permitee does not operate a municipal treatment plant.

40 CFR §§ 60.610-60.618 NSPS Subpart III (October 21, 1983) Standards of Performance for Volatile Organic Compound (VOC) Emissions from the Synthetic Organic Chemical Manufacturing Industry (SOCMI) Air Oxidation Unit Process. This facility does not produce any of the listed chemicals as a product, co-product, by-product, or intermediate.

40 CFR §§ 60.700-60.708 NSPS Subpart RRR (June 29, 1990) Standards of Performance for Volatile Organic Compound (VOC) from Synthetic Organic Chemical Manufacturing Industry (SOCMI) Reactor Processes. This facility does not produce any of the listed chemicals as a product, co-product, by-product, or intermediate.

40 CFR §§ 60.480-60.489 NSPS Subpart VV (January 5, 1981) Standards of Performance for Equipment Leaks of VOC in Synthetic Organic Chemicals Manufacturing Industry. This facility does not produce final or intermediate products as listed in §§60.489.

40 CFR §§ 63.100-63.107 Subpart F National Emission Standards for Organic Hazardous Air Pollutants from the Synthetic Organic Chemical Manufacturing Industry is not applicable to this facility. The facility does not produce any of the listed chemicals as a primary product.

40 CFR §§ 63.110-63.153 Subpart G National Emission Standards for Organic Hazardous Air Pollutants from the Synthetic Organic Chemical Manufacturing Industry for Process Vents, Storage Tanks, Transfer Operations, and Wastewater is not applicable to this facility. The facility does not produce any of the listed chemicals as a primary product.

40 CFR §§ 82 Subpart B "Protection of Stratospheric Ozone." applies to facilities servicing motor vehicle air conditioners where the release of a refrigerant may occur as a result of the service. Requires recycling of Chlorofluorocarbons (CFCs) from motor vehicles and that technicians servicing equipment need to be licensed. The facility does not conduct motor vehicle maintenance involving CFCs on site.

40 CFR §§ 82 Subpart C "Protection of Stratospheric Ozone." bans the sale or distribution of non-essential products identified as being nonessential in § 82.66(a). The facility does not manufacture nor distribute these materials.

☒ Permit Shield

19. Non Applicability Determinations (Continued) - Attach additional pages as necessary.

List all requirements which the source has determined not applicable and for which a permit shield is requested. The listing shall also include the rule citation and the reason why the shield applies.

40 CFR §§ 63.160-63.183 Subpart H National Emission Standards for Organic Hazardous Air Pollutants from the Synthetic Organic Chemical Manufacturing Industry for Equipment Leaks is not applicable to this facility. The facility does not produce any of the listed chemicals as a primary product.

40 CFR §§ 63.40-63.44 Subpart B Requirements for Control Technology Determinations for Major Sources in Accordance with Clean Air Act Sections, Sections 112 (g) and 112 (j) is currently not applicable to the facility. The facility will comply with all provisions related to Clean Air Act Section 112 (g) and (j), as applicable and as appropriate.

40 CFR §§ 63.7880-63.7957 Subpart GGGGG National Emission Standards for Site Remediation is not currently applicable to any remediation activities being conducted at the facility. There are no existing sources at the facility subject to this MACT.

40 CFR §§ 64 Compliance Assurance Monitoring is not applicable to any pollutant-specific emission units at the facility.

45 CSR § 7-4.2 Emission Points 2001, 2005, 2020, 4001, 4002, and 4006 are exempt from the sulfuric acid requirements as a result of 45CSR§7-10.6

45 CSR 10A Testing, Monitoring, Record Keeping, and Reporting Requirements under 45CSR10 section 8 are not applicable to the facility since its fuel burning units only combust natural gas. This exemption is provided within 45CSR§10.3

45 CSR 21 Regulation to Prevent and Control Air Pollution from the Emissions of Volatile Organic Compounds. This regulation applies to sources located in Putnam County, Kanawha County, Cabell County, Wayne County, and Wood County.

45 CSR 29 Emission statements for VOCs are not applicable to Tyler County facilities.

40 C.F.R. 63, Subpart DD "National Emission Standards for Hazardous Air Pollutants From Off-Site Waste and Recovery Operations" applies to major sources that receive certain wastes, used oil, and used solvents from off-site locations for storage, treatment, recovery, or disposal. While we do store treat and dispose of used solvents they are solely from onsite generation these requirements are not applicable to the facility.

40 C.F.R. 63, Subpart III "Standards of Performance for Volatile Organic Compound (VOC) Emissions from the Synthetic Organic Chemical Manufacturing Industry (SOCMI) Air Oxidation Unit Processes.". The facility does have SOCMI processes but does not have SOCMI air oxidation processes.

40 C.F.R. 63, Subpart JJJ "National Emission Standards for Hazardous Air Pollutant Emissions: Group IV Polymers and Resins is not applicable because we do not manufacture Group IV Polymers and Resins.

45CSR17 "To Prevent and Control Particulate Matter Air Pollution from Materials Handling, Preparation, Storage and Other Sources of Fugitive Particulate Matter." Per 45CSR§17-6.1, the facility is not subject to 45CSR17 because it is subject to the fugitive particulate matter emission requirements of 45CSR7 where applicable.

☒ **Permit Shield**

20. Facility-Wide Applicable Requirements
List all facility-wide applicable requirements. For each applicable requirement, include the underlying rule/regulation citation and/or construction permit with the condition number. (*Note: Title V permit condition numbers alone are not the underlying applicable requirements*). 45CSR6-3.1. & 3.2. Open burning & open burning exemptions. 40CFR61 Subpart M - 61.145, 61.148, and 61.150 Asbestos. 45CSR4-3.1. [State-Enforceable only.] Odors. 45CSR11-5.2. Standby plan for reducing emissions. WV Code § 22-5-4(a)(14) Emission inventory. 40 CFR Part 82, Subpart F Ozone-depleting substances. 40 CFR Part 68 Risk Management Plan. 45CSR7-4.12. Stack flow straightening devices or a sufficient vertical run. 45CSR7-5.1 and 5.2 Fugitive particulate matter 45CSR7-9.1. Malfunction exemption. WV Code § 22-5-4(a)(15) and 45CSR13 Stack testing. 45CSR§30-5.1.c.2.A. Monitoring information. 45CSR§30-5.1.c.2.B. Retention of records. 45CSR§§30-4.4. and 5.1.c.3.D. Responsible official. 45CSR31, 45CSR§30-5.1.c.3.E. Confidential business information. 45CSR§30-8. Certified emissions statement. 45CSR§30-5.3.e. Compliance certification. 45CSR§30-5.1.c.3.A. Semi-annual monitoring reports. 45CSR§30-5.7 Emergencies. 45CSR§30-5.1.c.3. Deviations. 40CFR 61, Subpart FF – Benzene Waste Operations 45CSR30-4.3.h.1.B. New applicable requirement. 40CFR 63.2450, 45CSR34 – MON MACT general requirements for emission limits, work practice standards and compliance requirements 40CFR 63.2450, 40CFR63, Table 12 to Subpart FFFF, 45CSR34 – MON MACT General Requirements in Subpart A 40CFR63.2338(b)(2),63.2343(c), 45CSR34 – OLD MACT applicable requirements for transfers in and from rail cars or tank trucks 40CFR 63, Subpart GGGGG – Site Remediation MACT – if the facility becomes subject in the future
☒ Permit Shield

20. Facility-Wide Applicable Requirements *(Continued)* - *Attach additional pages as necessary.*

For all facility-wide applicable requirements listed above, provide monitoring/testing/recordkeeping/ reporting which shall be used to demonstrate compliance. If the method is based on a permit or rule, include the condition number and/or citation. (Note: Each requirement listed above must have an associated method of demonstrating compliance. If there is not already a required method in place, then a method must be proposed.)

45CSR6-3.1. & 3.2. Open burning & open burning exemptions – Compliance is demonstrated by Condition #s 3.1.1 & 3.1.2

40CFR61 Subpart M - 61.145, 61.148, and 61.150 Asbestos – Compliance is demonstrated by Condition # 3.1.3

45CSR4-3.1. [State-Enforceable only.] Odors – Compliance is demonstrated by Condition #s 3.1.4 & 3.4.3

45CSR11-5.2. Standby plan for reducing emissions – Compliance is demonstrated by Condition # 3.1.5

WV Code § 22-5-4(a)(14) Emission inventory – Compliance is demonstrated by Condition # 3.1.6

40 CFR Part 82, Subpart F Ozone-depleting substances – Compliance is demonstrated by Condition # 3.1.7

40 CFR Part 68 Risk Management Plan – Compliance is demonstrated by Condition # 3.1.8

45CSR7-4.12. Stack flow straightening devices or a sufficient vertical run – Compliance is demonstrated by Condition # 3.1.9

45CSR7-5.1 and 7-5.2 Fugitive particulate matter – Compliance is demonstrated by Condition # 3.1.10, 3.1.11, 3.4.4, 3.4.5

45CSR7-9.1. Malfunction exemption – Compliance is demonstrated by Condition # 3.1.12

45CSR30-4.3.h.1.B. New applicable requirement – Compliance is demonstrated by Condition # 3.1.14 and 3.5.9

WV Code § 22-5-4(a)(15) and 45CSR13 Stack testing – Compliance is demonstrated by Condition # 3.3.1

45CSR§30-5.1.c.2.A. Monitoring information – Compliance is demonstrated by Condition # 3.4.1

45CSR§30-5.1.c.2.B. Retention of records – Compliance is demonstrated by Condition # 3.4.2

45CSR§§30-4.4. and 5.1.c.3.D. Responsible official – Compliance is demonstrated by Condition # 3.5.1

Are you in compliance with all facility-wide applicable requirements? ☒ Yes ☐ No

If no, complete the **Schedule of Compliance Form** as **ATTACHMENT F**.

☒ **Permit Shield**

For all facility-wide applicable requirements listed above, provide monitoring/testing/recordkeeping/ reporting which shall be used to demonstrate compliance. If the method is based on a permit or rule, include the condition number and/or citation. (Note: Each requirement listed above must have an associated method of demonstrating compliance. If there is not already a required method in place, then a method must be proposed.)

45CSR31, 45CSR§30-5.1.c.3.E. Confidential business information – Compliance is demonstrated by Condition # 3.5.2

45CSR§30-8. Certified emissions statement – Compliance is demonstrated by Condition # 3.5.4

45CSR§30-5.3.e. Compliance certification – Compliance is demonstrated by Condition # 3.5.5

45CSR§30-5.1.c.3.A. Semi-annual monitoring reports – Compliance is demonstrated by Condition # 3.5.6

45CSR§30-5.7 Emergencies – Compliance is demonstrated by Condition # 3.5.7

45CSR§30-5.1.c.3. Deviations – Compliance is demonstrated by Condition # 3.5.8

40CFR 61, Subpart FF – Benzene Waste Operations – Compliance is demonstrated by Condition # 3.1.13

40CFR 63.2450, 45CSR34 – MON MACT general requirements for emission limits, work practice standards and compliance requirements – Compliance is demonstrated by Condition # 3.1.15, 3.4.6, 3.5.10, 3.5.11

40CFR 63.2450, 40CFR63, Table 12 to Subpart FFFF, 45CSR34 – MON MACT General Requirements in Subpart A – Compliance is demonstrated by Condition # 3.1.16

40CFR63.2338(b)(2),63.2343(c), 45CSR34 – OLD MACT applicable requirements for transfers in and from rail cars or tank trucks – Compliance is demonstrated by Condition # 3.1.17 and # 3.4.7

40CFR 63, Subpart GGGGG – Site Remediation MACT – if the facility becomes subject in the future – Compliance is demonstrated by Condition # 3.1.18

Are you in compliance with all facility-wide applicable requirements? ☒ **Yes** ☐ **No**

If no, complete the Schedule of Compliance Form as ATTACHMENT F.

☒ **Permit Shield**

21. **Active Permits/Consent Orders**		
Permit or Consent Order Number	Date of Issuance MM/DD/YYYY	List any Permit Determinations that Affect the Permit *(if any)*
R13-16	08/16/1973	
R13-50	04/18/1974	
R13-657	04/15/1982	
R13-952C	06/30/2005	
R13-1649B	10/31/2006	
R13-1746B	12/15/2006	
R13-1748A	01/05/2006	
R13-2030A	10/12/1999	
R13-2180D	01/08/2013	
R13-2338I	12/15/2011	
R13-2806A	03/12/2014	
G60-C030A	12/10/2014	
	/ /	
	/ /	
	/ /	
	/ /	
	/ /	
	/ /	
	/ /	
	/ /	
	/ /	
	/ /	
	/ /	
	/ /	

22. Inactive Permits/Obsolete Permit Conditions		
Permit Number	Date of Issuance	Permit Condition Number
214	01/28/1976	
246	07/28/1976	
635	10/31/1981	
530	04/17/1987	
1107	06/19/1989	
	/ /	
	/ /	
	/ /	
	/ /	
	/ /	
	/ /	
	/ /	
	/ /	
	/ /	
	/ /	
	/ /	
	/ /	
	/ /	
	/ /	
	/ /	
	/ /	
	/ /	
	/ /	
	/ /	
	/ /	

Section 3: Facility-Wide Emissions

23. Facility-Wide Emissions Summary [Tons per Year]	
Criteria Pollutants	Potential Emissions
Carbon Monoxide (CO)	59.9
Nitrogen Oxides (NO_X)	146.1
Lead (Pb)	0.00
Particulate Matter ($PM_{2.5}$)[1]	22.9
Particulate Matter (PM_{10})[1]	22.9
Total Particulate Matter (TSP)	22.9
Sulfur Dioxide (SO_2)	5.3
Volatile Organic Compounds (VOC)	633.2
Hazardous Air Pollutants[2]	Potential Emissions
Acrylonitrile	1.3
Allyl Chloride	1.0
Aniline	0.4
Chlorine	3.1
Cumene	0.2
Ethyl Chloride (Chloroethane)	69.8
Ethylbenzene	0.5
Glycol Ethers	6.1
Hexane, n-	0.3
Hydrogen chloride	31.5
Methanol	55.5
Methyl Chloride	8.8
Methyl Methacrylate	0.02
Methylene Chloride	3.3
Propylene Oxide	48.3
Toluene	168.1
Xylene	2.2

Regulated Pollutants other than Criteria and HAP	Potential Emissions
Ammonia	0.4
Class I and II Substances	1.0
CO2e	128,000

[1]$PM_{2.5}$ and PM_{10} are components of TSP.
[2]For HAPs that are also considered PM or VOCs, emissions should be included in both the HAPs section and the Criteria Pollutants section.

Section 4: Insignificant Activities

24. Insignificant Activities (Check all that apply)		
☒	1.	Air compressors and pneumatically operated equipment, including hand tools.
☒	2.	Air contaminant detectors or recorders, combustion controllers or shutoffs.
☒	3.	Any consumer product used in the same manner as in normal consumer use, provided the use results in a duration and frequency of exposure which are not greater than those experienced by consumer, and which may include, but not be limited to, personal use items; janitorial cleaning supplies, office supplies and supplies to maintain copying equipment.
☒	4.	Bathroom/toilet vent emissions.
☒	5.	Batteries and battery charging stations, except at battery manufacturing plants.
☒	6.	Bench-scale laboratory equipment used for physical or chemical analysis, but not lab fume hoods or vents. Many lab fume hoods or vents might qualify for treatment as insignificant (depending on the applicable SIP) or be grouped together for purposes of description.
☐	7.	Blacksmith forges.
☒	8.	Boiler water treatment operations, not including cooling towers.
☒	9.	Brazing, soldering or welding equipment used as an auxiliary to the principal equipment at the source.
☐	10.	CO_2 lasers, used only on metals and other materials which do not emit HAP in the process.
☒	11.	Combustion emissions from propulsion of mobile sources, except for vessel emissions from Outer Continental Shelf sources.
☒	12.	Combustion units designed and used exclusively for comfort heating that use liquid petroleum gas or natural gas as fuel.
☒	13.	Comfort air conditioning or ventilation systems not used to remove air contaminants generated by or released from specific units of equipment.
☒	14.	Demineralized water tanks and demineralizer vents.
☒	15.	Drop hammers or hydraulic presses for forging or metalworking.
☒	16.	Electric or steam-heated drying ovens and autoclaves, but not the emissions from the articles or substances being processed in the ovens or autoclaves or the boilers delivering the steam.
☐	17.	Emergency (backup) electrical generators at residential locations.
☒	18.	Emergency road flares.
☐	19.	Emission units which do not have any applicable requirements and which emit criteria pollutants (CO, NO_x, SO_2, VOC and PM) into the atmosphere at a rate of less than 1 pound per hour and less than 10,000 pounds per year aggregate total for each criteria pollutant from all emission units. Please specify all emission units for which this exemption applies along with the quantity of criteria pollutants emitted on an hourly and annual basis: _____ _____ _____ _____ _____ _____ _____ _____ _____

24. Insignificant Activities (Check all that apply)		
☐	20.	Emission units which do not have any applicable requirements and which emit hazardous air pollutants into the atmosphere at a rate of less than 0.1 pounds per hour and less than 1,000 pounds per year aggregate total for all HAPs from all emission sources. This limitation cannot be used for any source which emits dioxin/furans nor for toxic air pollutants as per 45CSR27. Please specify all emission units for which this exemption applies along with the quantity of hazardous air pollutants emitted on an hourly and annual basis: _____ _____ _____ _____ _____
☒	21.	Environmental chambers not using hazardous air pollutant (HAP) gases.
☒	22.	Equipment on the premises of industrial and manufacturing operations used solely for the purpose of preparing food for human consumption.
☐	23.	Equipment used exclusively to slaughter animals, but not including other equipment at slaughterhouses, such as rendering cookers, boilers, heating plants, incinerators, and electrical power generating equipment.
☒	24.	Equipment used for quality control/assurance or inspection purposes, including sampling equipment used to withdraw materials for analysis.
☒	25.	Equipment used for surface coating, painting, dipping or spray operations, except those that will emit VOC or HAP.
☒	26.	Fire suppression systems.
☒	27.	Firefighting equipment and the equipment used to train firefighters.
☒	28.	Flares used solely to indicate danger to the public.
☒	29.	Fugitive emission related to movement of passenger vehicle provided the emissions are not counted for applicability purposes and any required fugitive dust control plan or its equivalent is submitted.
☒	30.	Hand-held applicator equipment for hot melt adhesives with no VOC in the adhesive formulation.
☒	31.	Hand-held equipment for buffing, polishing, cutting, drilling, sawing, grinding, turning or machining wood, metal or plastic.
☐	32.	Humidity chambers.
☒	33.	Hydraulic and hydrostatic testing equipment.
☒	34.	Indoor or outdoor kerosene heaters.
☒	35.	Internal combustion engines used for landscaping purposes.
☐	36.	Laser trimmers using dust collection to prevent fugitive emissions.
☒	37.	Laundry activities, except for dry-cleaning and steam boilers.
☒	38.	Natural gas pressure regulator vents, excluding venting at oil and gas production facilities.
☒	39.	Oxygen scavenging (de-aeration) of water.
☐	40.	Ozone generators.
☒	41.	Plant maintenance and upkeep activities (e.g., grounds-keeping, general repairs, cleaning, painting, welding, plumbing, re-tarring roofs, installing insulation, and paving parking lots) provided these activities are not conducted as part of a manufacturing process, are not related to the source's primary business activity, and not otherwise triggering a permit modification. (Cleaning and painting activities qualify if they are not subject to VOC or HAP control requirements. Asphalt batch plant

24. Insignificant Activities (Check all that apply)		
		owners/operators must still get a permit if otherwise requested.)
☒	42.	Portable electrical generators that can be moved by hand from one location to another. "Moved by Hand" means that it can be moved without the assistance of any motorized or non-motorized vehicle, conveyance, or device.
☒	43.	Process water filtration systems and demineralizers.
☒	44.	Repair or maintenance shop activities not related to the source's primary business activity, not including emissions from surface coating or de-greasing (solvent metal cleaning) activities, and not otherwise triggering a permit modification.
☒	45.	Repairs or maintenance where no structural repairs are made and where no new air pollutant emitting facilities are installed or modified.
☒	46.	Routing calibration and maintenance of laboratory equipment or other analytical instruments.
☒	47.	Salt baths using nonvolatile salts that do not result in emissions of any regulated air pollutants. Shock chambers.
☐	48.	Shock chambers.
☐	49.	Solar simulators.
☒	50.	Space heaters operating by direct heat transfer.
☒	51.	Steam cleaning operations.
☒	52.	Steam leaks.
☐	53.	Steam sterilizers.
☒	54.	Steam vents and safety relief valves.
☒	55.	Storage tanks, reservoirs, and pumping and handling equipment of any size containing soaps, vegetable oil, grease, animal fat, and nonvolatile aqueous salt solutions, provided appropriate lids and covers are utilized.
☒	56.	Storage tanks, vessels, and containers holding or storing liquid substances that will not emit any VOC or HAP. Exemptions for storage tanks containing petroleum liquids or other volatile organic liquids should be based on size limits such as storage tank capacity and vapor pressure of liquids stored and are not appropriate for this list.
☐	57.	Such other sources or activities as the Director may determine.
☒	58.	Tobacco smoking rooms and areas.
☒	59.	Vents from continuous emissions monitors and other analyzers.

Section 5: Emission Units, Control Devices, and Emission Points

25. Equipment Table
Fill out the **Title V Equipment Table** and provide it as **ATTACHMENT D**.
26. Emission Units
For each emission unit listed in the **Title V Equipment Table**, fill out and provide an **Emission Unit Form** as **ATTACHMENT E**.
For each emission unit not in compliance with an applicable requirement, fill out a **Schedule of Compliance Form** as **ATTACHMENT F**.
27. Control Devices
For each control device listed in the **Title V Equipment Table**, fill out and provide an **Air Pollution Control Device Form** as **ATTACHMENT G**.
For any control device that is required on an emission unit in order to meet a standard or limitation for which the potential pre-control device emissions of an applicable regulated air pollutant is greater than or equal to the Title V Major Source Threshold Level, refer to the **Compliance Assurance Monitoring (CAM) Form(s)** for CAM applicability. Fill out and provide these forms, if applicable, for each Pollutant Specific Emission Unit (PSEU) as **ATTACHMENT H**.

Section 6: Certification of Information

28. Certification of Truth, Accuracy and Completeness and Certification of Compliance

*Note: This Certification must be signed by a responsible official. The **original**, signed in **blue ink**, must be submitted with the application. Applications without an **original** signed certification will be considered as incomplete.*

a. Certification of Truth, Accuracy and Completeness

I certify that I am a responsible official (as defined at 45CSR§30-2.38) and am accordingly authorized to make this submission on behalf of the owners or operators of the source described in this document and its attachments. I certify under penalty of law that I have personally examined and am familiar with the statements and information submitted in this document and all its attachments. Based on my inquiry of those individuals with primary responsibility for obtaining the information, I certify that the statements and information are to the best of my knowledge and belief true, accurate, and complete. I am aware that there are significant penalties for submitting false statements and information or omitting required statements and information, including the possibility of fine and/or imprisonment.

b. Compliance Certification

Except for requirements identified in the Title V Application for which compliance is not achieved, I, the undersigned hereby certify that, based on information and belief formed after reasonable inquiry, all air contaminant sources identified in this application are in compliance with all applicable requirements.

Responsible official (type or print)

Name: Chad McKnight	Title: Senior Director of Operations

Responsible official's signature:

Signature: Chad A. McKnight (Must be signed and dated in blue ink) Signature Date: 12/5/2016

Note: Please check all applicable attachments included with this permit application:

☒	ATTACHMENT A: Area Map
☒	ATTACHMENT B: Plot Plan(s)
☒	ATTACHMENT C: Process Flow Diagram(s)
☒	ATTACHMENT D: Equipment Table
☒	ATTACHMENT E: Emission Unit Form(s)
☐	ATTACHMENT F: Schedule of Compliance Form(s)
☒	ATTACHMENT G: Air Pollution Control Device Form(s)
☐	ATTACHMENT H: Compliance Assurance Monitoring (CAM) Form(s)

All of the required forms and additional information can be found and downloaded from, the DEP website at www.dep.wv.gov/daq, requested by phone (304) 926-0475, and/or obtained through the mail.

MOMENTIVE™

MPM Silicones, LLC
Sistersville Plant
10851 Energy Highway
Friendly, WV 26146
(304) 652-8000

REGULATION 31 CONFIDENTIAL INFORMATION REDACTION COVER DOCUMENT

Document:	**Renewal Title V Permit Application**
Reason for submitting Information:	**Required by Division of Air Quality Regulation 30**

Company Name		MPM Silicones, L.L.C.
Company Address		Sistersville Plant 3500 South State Route 2 Friendly, WV 26146 – 9720
Person / Title Reviewing Confidential Information		Okey Tucker Air Compliance Leader
Responsible Official		Chad McKnight, Sr. Director of Operations
Confidential Information Designee in the State of West Virginia	**Name**	John Garner, EHS Team Leader
	Address	Sistersville Plant 3500 South State Route 2 Friendly, WV 26146 – 9720
	Phone	(304)652-8120
	Fax	(304)652-8738

Pages	**Sections of Document Claimed Confidential**
ATTACHMENT C: Process Flow Diagram(s)	All Process Flow Diagrams

The above-noted sections of this document, especially when considered in total and in context, are claimed to be confidential, in that the following criteria found in 45 CSR 31 Section 4.1 are all stated by me to be true. Confidentiality is requested for this information permanently.

4.1.a. This claim of confidentiality has not expired by its terms, nor been waived or withdrawn by our company;

4.1.b. Our company has taken reasonable measure to protect the confidentiality of this information, and intends to continue to take such measures;

4.1.c. The above referenced information is not, and has not been, reasonably obtainable without our company's consent by other persons (other than governmental bodies) by use of legitimate means (other than discovery on a showing of special need in a judicial or quasi-judicial proceeding);

- *Every employee when hired, agrees to substantially the following language: "I agree to keep confidential and not disclose or use, either during or subsequent to my employment, any secret or confidential technology, information or trade secrets of the Corporation, except as required in my employment with the Corporation or as authorized in writing by the Corporation."*
- *Every contract consultant agrees to substantially the following language: "In performing the Work, Consultant, may be exposed to the confidential and/or propriety information of MPM Silicones and others. Consultant will hold in confidence and refrain from using or disclosing to any third party, without MPM Silicones' prior written consent, any information relating to*

MPM Silicones' products or processes or to the technology that MPM Silicones may furnish to Consultant or that may be developed in the course of, or in connection with, Consultant's performing the Work. Consultant's obligations of confidentiality and non-use under this paragraph will remain in effect following the expiration or earlier termination of this Agreement."

- *Confidential Business Information is disclosed to other companies only under the terms of secrecy agreements.*
- *MPM Silicones maintains a Security Awareness policy.*

4.1.d. No statute specifically requires disclosure of this information;

- *45 CSR 31 §6.1 Provides that information concerning the types and amounts of air pollutants discharged shall not be claimed as confidential. MPM Silicones has indeed kept such information publicly available.*
- *No statute requires the public disclosure of any on the information listed above as held confidential.*

4.1.e. Disclosure of the above-referenced information is likely to cause substantial harm to our company's competitive position.

- *MPM Silicones' business is specialty chemicals. The Sistersville Plant specifically manufactures organosilicones, most of which are shipped to customers outside of West Virginia, many to sites outside the United States. Organosilicones is a highly competitive, worldwide business, where the details of process technology and work practices make critical difference to our customers. The loss of our Confidential Business Information, or the loss of our ability to use that Information, could harm our ability to maintain the competitive edge.*
- *Our Confidential Business Information falls into two broad categories: Process Technology and Production Capability. Information that could disclose Process Technology includes among others, calculations, equipment data sheets, designs and layouts, material balances, process flow diagrams, and lists of specific raw materials and products. Information that could disclose Production Capability includes among others, flow rates, material balances, operating schedules, and production rates.*
- *Especially when considered in total and in context, the information in this document held confidential could be used by competitors skilled in the art to determine Process Technology and/or Production Capability. Such technology could be used -- without that competitor having invested in either developing or purchasing it -- to diminish the competitive advantage that MPM Silicones holds through its efforts to develop new and better products and processes. Likewise, production capabilities are Confidential Business Information, in that competitors skilled in the art would be able to determine MPM Silicones' ability to meet customer demands.*

Responsible Official Signature	Chad A. McGee
Responsible Official Title	Sr. Director of Operations
Date Signed	12/05/16

S:\Regulatory Compliance and EHS\Enviro\AIR\Title V (Reg 30) Operating Permits\Permit Modifications and Renewal\K_Renewal2016_1Application\02_CBI Cover Document_MPM Silicones Title V Renewal - Dec 2016.doc

Note: Sign in blue ink

MOMENTIVE™

MPM Silicones, LLC
Sistersville Plant
3500 South State Route 2
Friendly, WV 26146
(304) 652-8000

ATTACHMENT A – SITE LOCATION MAP

The facility is located at UTM Northing 4370.5 km, UTM Easting 492.2, in UTM Zone 17. Elevation is approximately 620 feet above sea level.

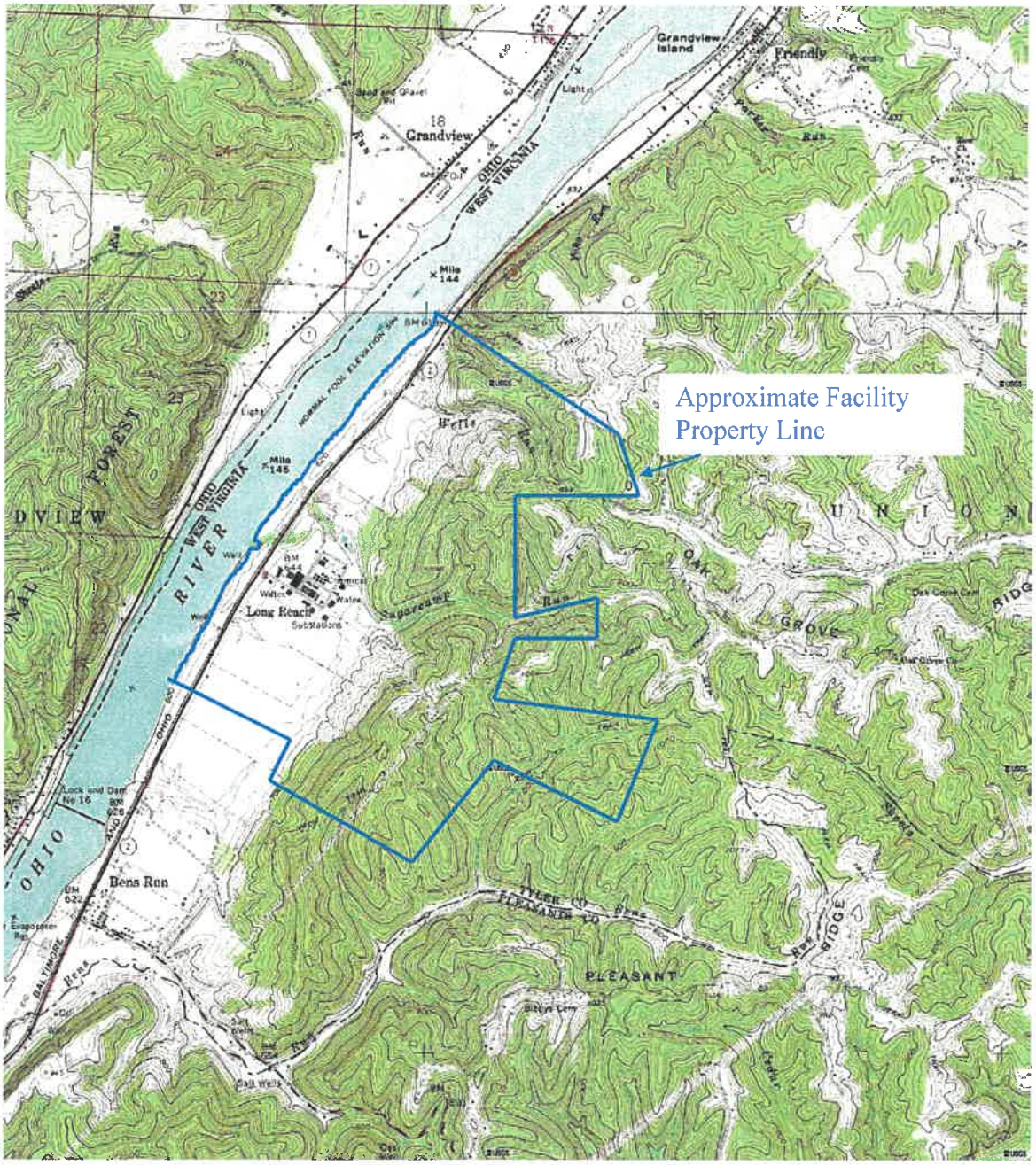

MPM Silicones, LLC
Sistersville Plant
10851 Energy Highway
Friendly, WV 26146
(304) 652-8000

ATTACHMENT B – PLOT PLANS

The following drawings are included in this application
(only in hard copy of application):

Drawing	Zone	Description
873600-00	11-56	General Plot Plan, Zoning
1263623	24	Emission Points and Process Area ID Numbers
1261823	31	Emission Points and Process Area ID Numbers
1261824	32	Emission Points and Process Area ID Numbers
1261825	33	Emission Points and Process Area ID Numbers
1261826	42	Emission Points and Process Area ID Numbers
1261827	43	Emission Points and Process Area ID Numbers
1261828	44	Emission Points and Process Area ID Numbers
1261829	53	Emission Points and Process Area ID Numbers
1263624	54	Emission Points and Process Area ID Numbers

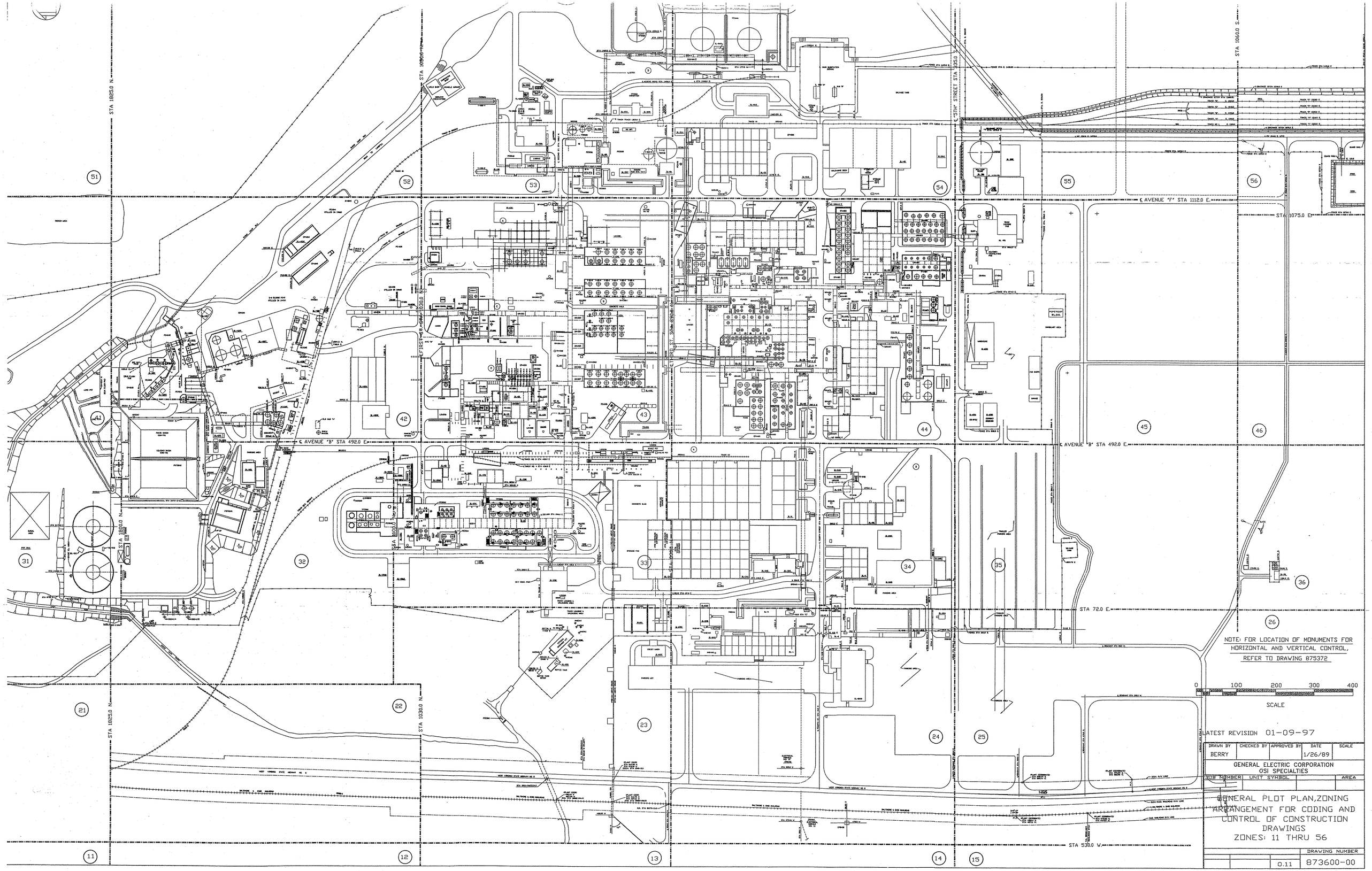

NOTE: FOR LOCATION OF MONUMENTS FOR HORIZONTAL AND VERTICAL CONTROL, REFER TO DRAWING 875372

0 100 200 300 400

SCALE

LATEST REVISION 01-09-97

DRAWN BY	CHECKED BY	APPROVED BY	DATE	SCALE
BERRY			1/26/89	

GENERAL ELECTRIC CORPORATION
OSI SPECIALTIES

JOB NUMBER	UNIT SYMBOL		AREA

GENERAL PLOT PLAN,ZONING ARRANGEMENT FOR CODING AND CONTROL OF CONSTRUCTION DRAWINGS
ZONES: 11 THRU 56

			DRAWING NUMBER
		0.11	873600-00

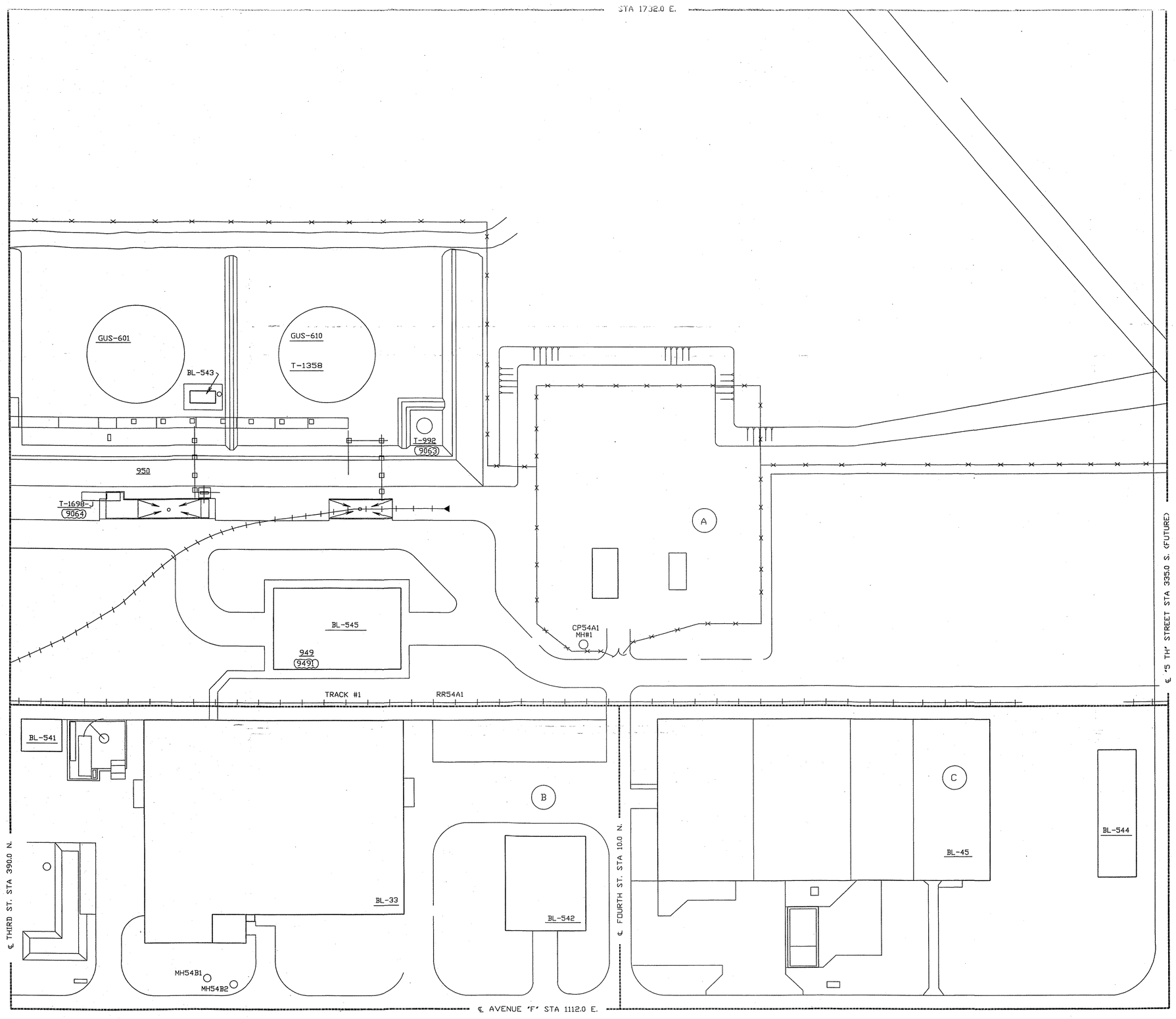

LEGEND

XXX - PROCESS AREA ID NUMBER

(XXXX) - EMISSION POINT

949
(9491)

0 30 60 90 120

SCALE

LATEST REVISION 6/6/11

DRAWN BY	CHECKED BY	APPROVED BY	DATE	SCALE
JHA			10/17/01	

MOMENTIVE

JOB NUMBER	UNIT SYMBOL	ZONE	AREA
		54	

GENERAL PLOT PLAN,ZONING ARRANGEMENT FOR CODING AND CONTROL OF CONSTRUCTION DRAWINGS
EMISSION POINTS AND PROCESS AREA ID NUMBERS

INDEX NUMBER			DRAWING NUMBER
LOCATION	SITE	SUBJECT	
380	GS54	0.7	1263624

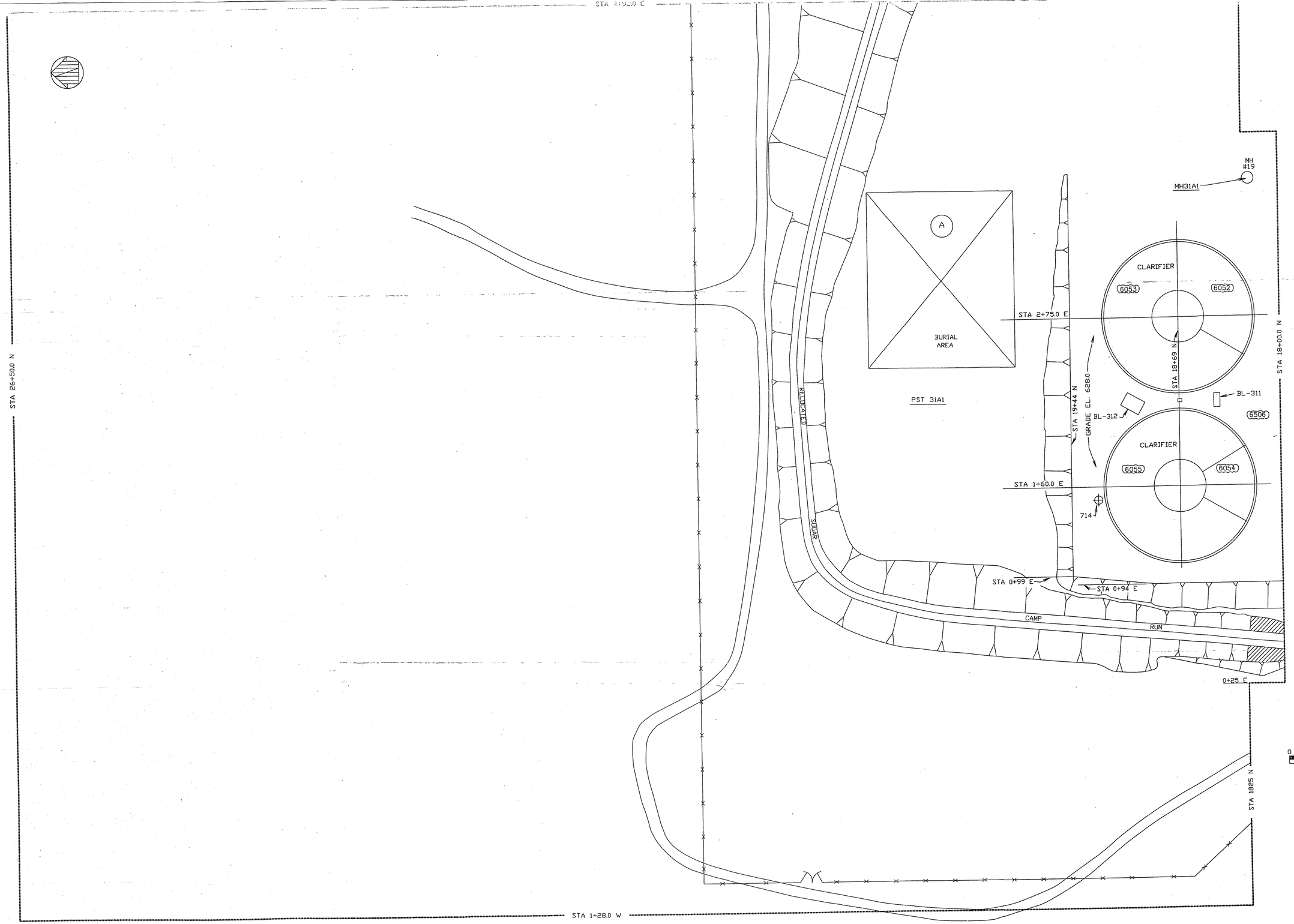

LEGEND

XXX – PROCESS AREA ID NUMBER

(XXXX) – EMISSION POINT

0 30 60 90 120

SCALE

LATEST REVISION 10/17/01
LATEST REVISION 8/30/04

DRAWN BY	CHECKED BY	APPROVED BY	DATE	SCALE
BERRY			9/8/95	

MOMENTIVE

JOB NUMBER	UNIT SYMBOL	ZONE	AREA
		31	

GENERAL PLOT PLAN,ZONING ARRANGEMENT FOR CODING AND CONTROL OF CONSTRUCTION DRAWINGS
EMISSION POINTS AND PROCESS AREA ID NUMBERS

INDEX NUMBER			DRAWING NUMBER
LOCATION	SITE	SUBJECT	
380	GS31	0.7	1261823

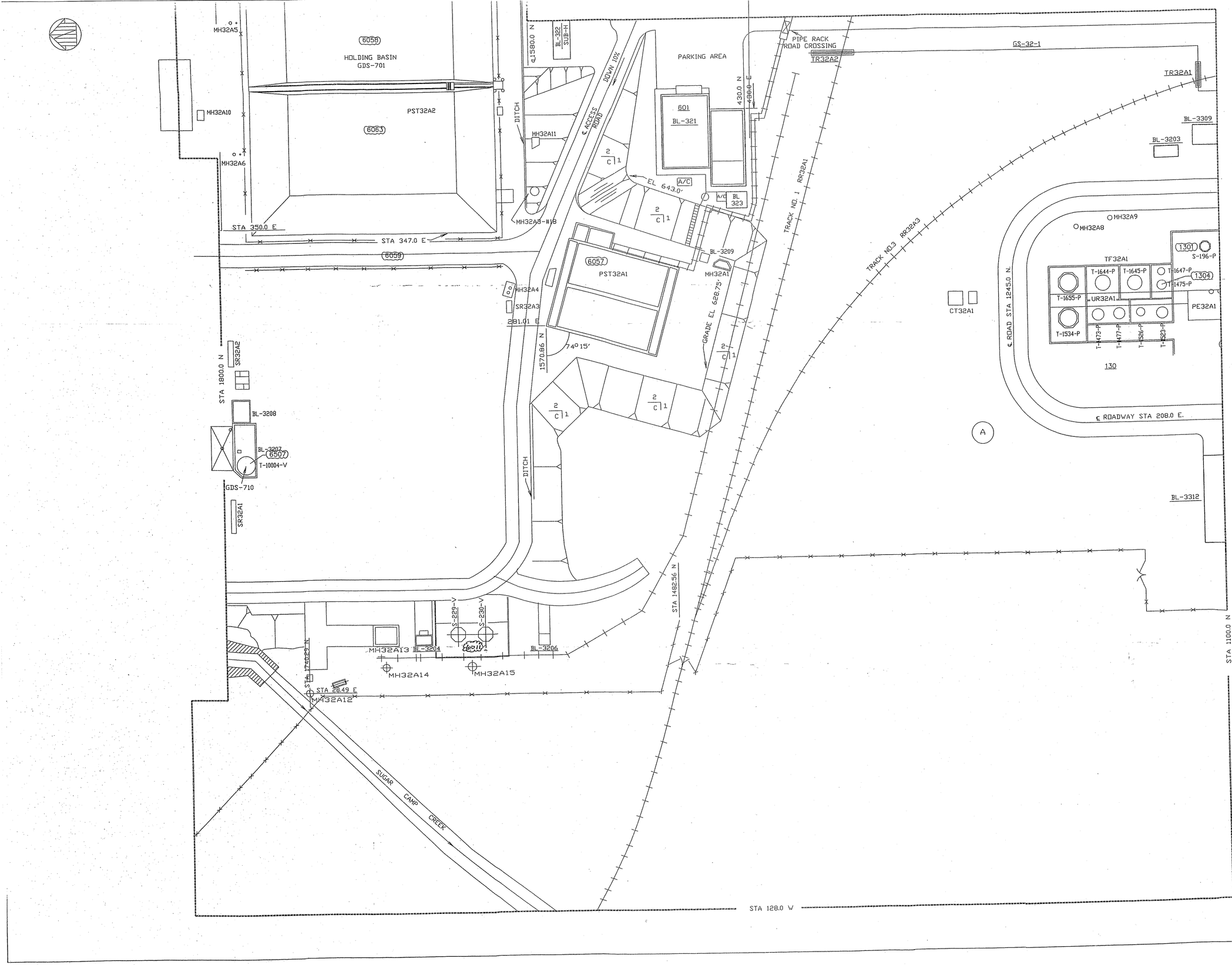

LEGEND

XXX – PROCESS AREA ID NUMBER

(XXXX) – EMISSION POINT

0 30 60 90 120

SCALE

LATEST REVISION 12/14/05

LATEST REVISION 10/17/01

DRAWN BY	CHECKED BY	APPROVED BY	DATE	SCALE
BERRY			9/8/95	

MOMENTIVE

JOB NUMBER	UNIT SYMBOL	ZONE	AREA
		32	

GENERAL PLOT PLAN, ZONING ARRANGEMENT FOR CODING AND CONTROL OF CONSTRUCTION DRAWINGS
EMISSION POINTS AND PROCESS AREA ID NUMBERS

INDEX NUMBER			DRAWING NUMBER
LOCATION	SITE	SUBJECT	
380	GS32	2.51	1261824

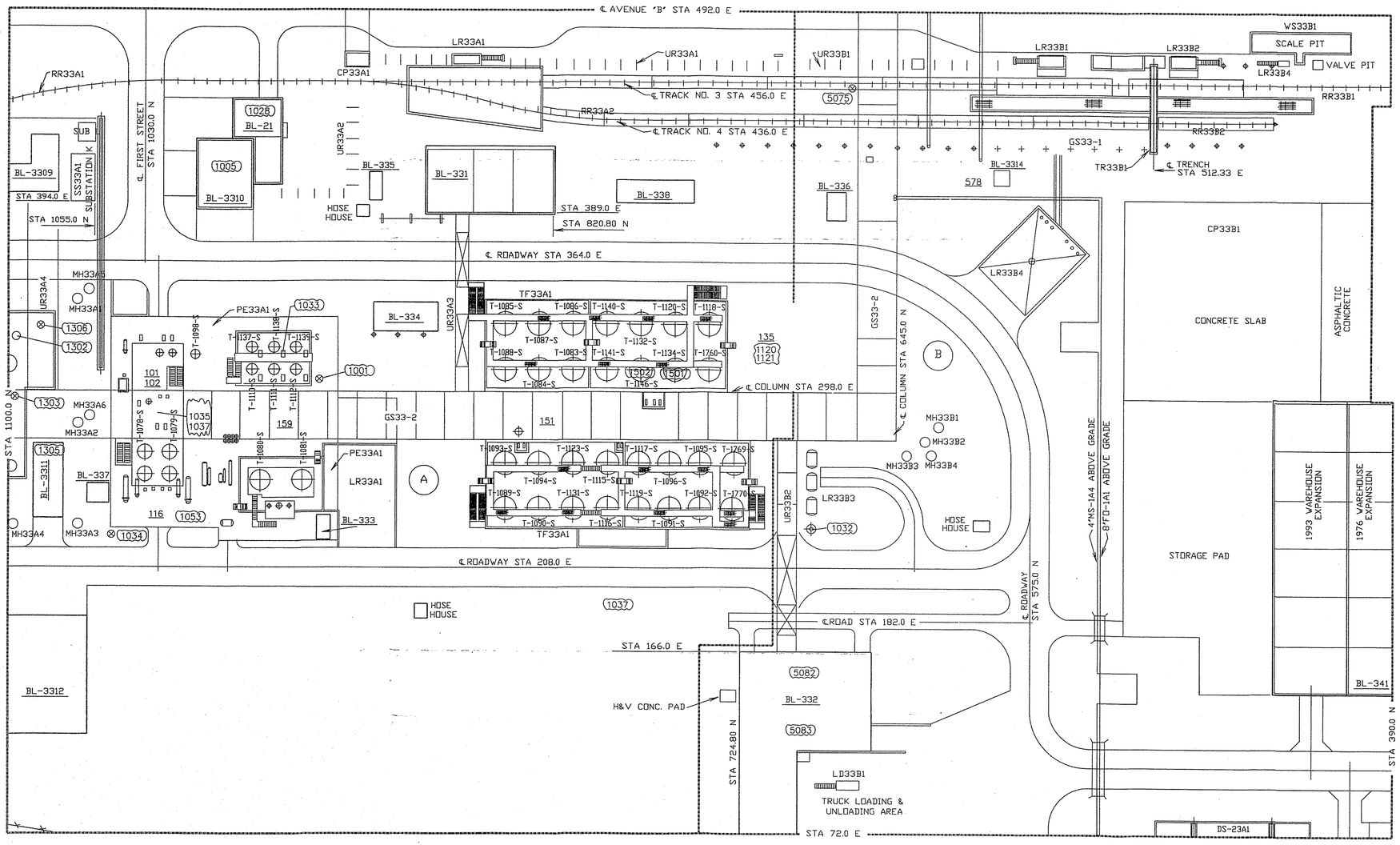

REFERENCE DRAWINGS

GENERAL PLOT PLAN	876419 876420
SITE GRADING & PAVING PLAN	876406
KEY PLAN	A-876407 A-876366 A-874386
PIPE RACKS GS33-2 UR33A3	 A-876401 A-876410
EQUIPMENT ARRANGEMENT PE33A1 TF33A1	 874212 874217
UNDERGROUND PIPING	A-876023 876451 876452 876453 876454
BL-331 FRAMING PLAN BL-21 FOUNDATION PLAN	A-876392-E 315928

LEGEND

XXX – PROCESS AREA ID NUMBER

(XXXX) – EMISSION POINT

0 30 60 90 120

SCALE

LATEST REVISION 6/6/11

LATEST REVISION10/17/01

DRAWN BY	CHECKED BY	APPROVED BY	DATE	SCALE
BERRY			9/8/95	

MOMENTIVE

JOB NUMBER	UNIT SYMBOL	ZONE	AREA
		33	

GENERAL PLOT PLAN,ZONING ARRANGEMENT FOR CODING AND CONTROL OF CONSTRUCTION DRAWINGS
EMISSION POINTS AND PROCESS AREA ID NUMBERS

INDEX NUMBER			DRAWING NUMBER
LOCATION	SITE	SUBJECT	
380	GS33	0.11	1261825

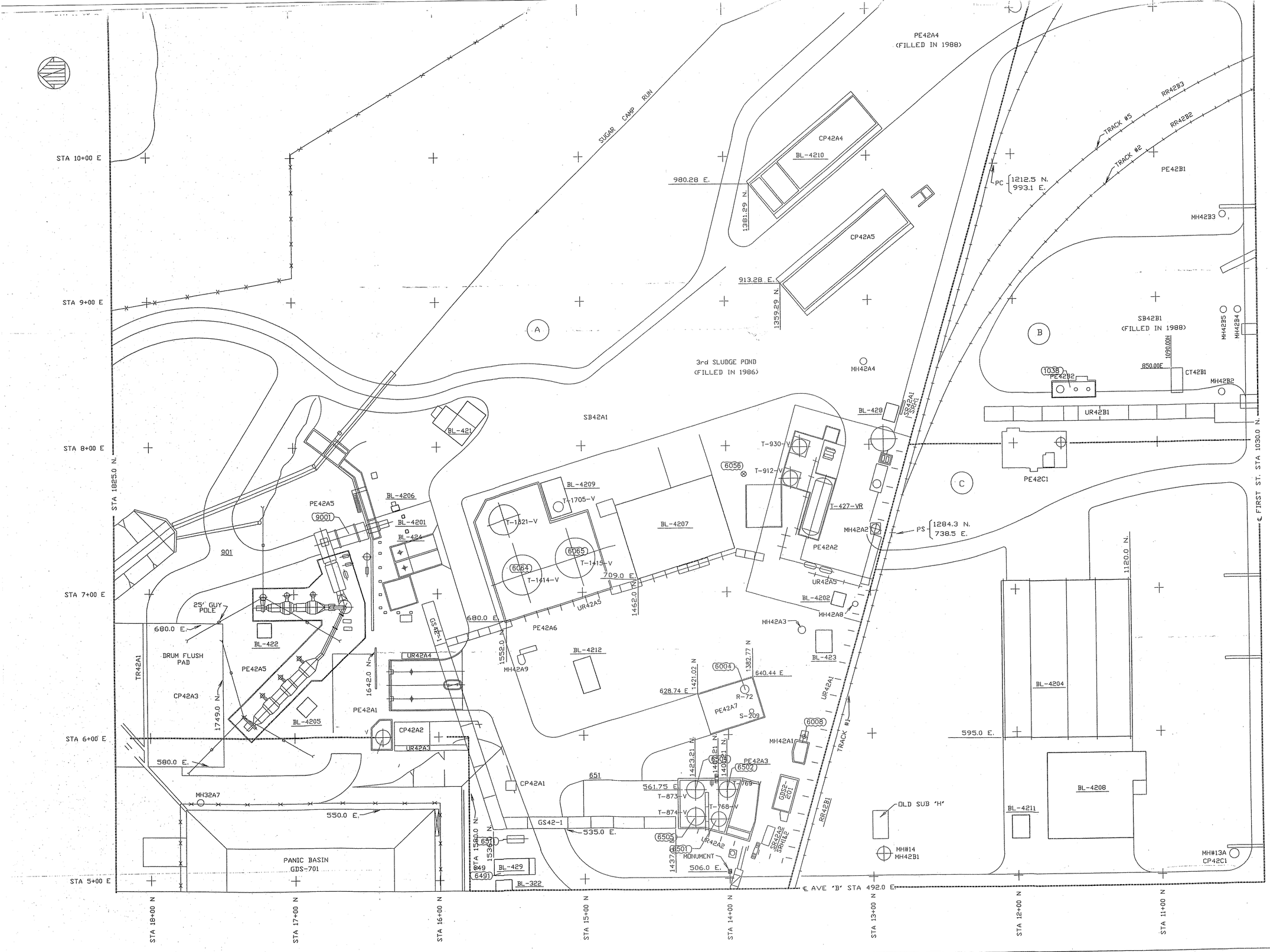

REFERENCE DRAWINGS

PROPERTY IMPROVEMENT	874647
UNDERGROUND PIPING	874649
MH42A1	874421
MH42A2	874486
MH42A3	874663
MH42A4	
MH42A5	
MH42A6	875370
MH42B1	873514
MH42B2	873632
MH42B3	873633
MH42B4	873979
MH42B5	873979

LEGEND

XXX – PROCESS AREA ID NUMBER

(XXXX) – EMISSION POINT

0 30 60 90 120

SCALE

LATEST REVISION 6/6/11

LATEST REVISION 8/12/03

DRAWN BY	CHECKED BY	APPROVED BY	DATE	SCALE
BERRY			9/8/95	

MOMENTIVE

JOB NUMBER	UNIT SYMBOL	ZONE	AREA
		42	

GENERAL PLOT PLAN, ZONING ARRANGEMENT FOR CODING AND CONTROL OF CONSTRUCTION DRAWINGS
EMISSION POINTS AND PROCESS AREA ID NUMBERS

INDEX NUMBER			DRAWING NUMBER
LOCATION	SITE	SUBJECT	
380	GS42	0.11	1261826

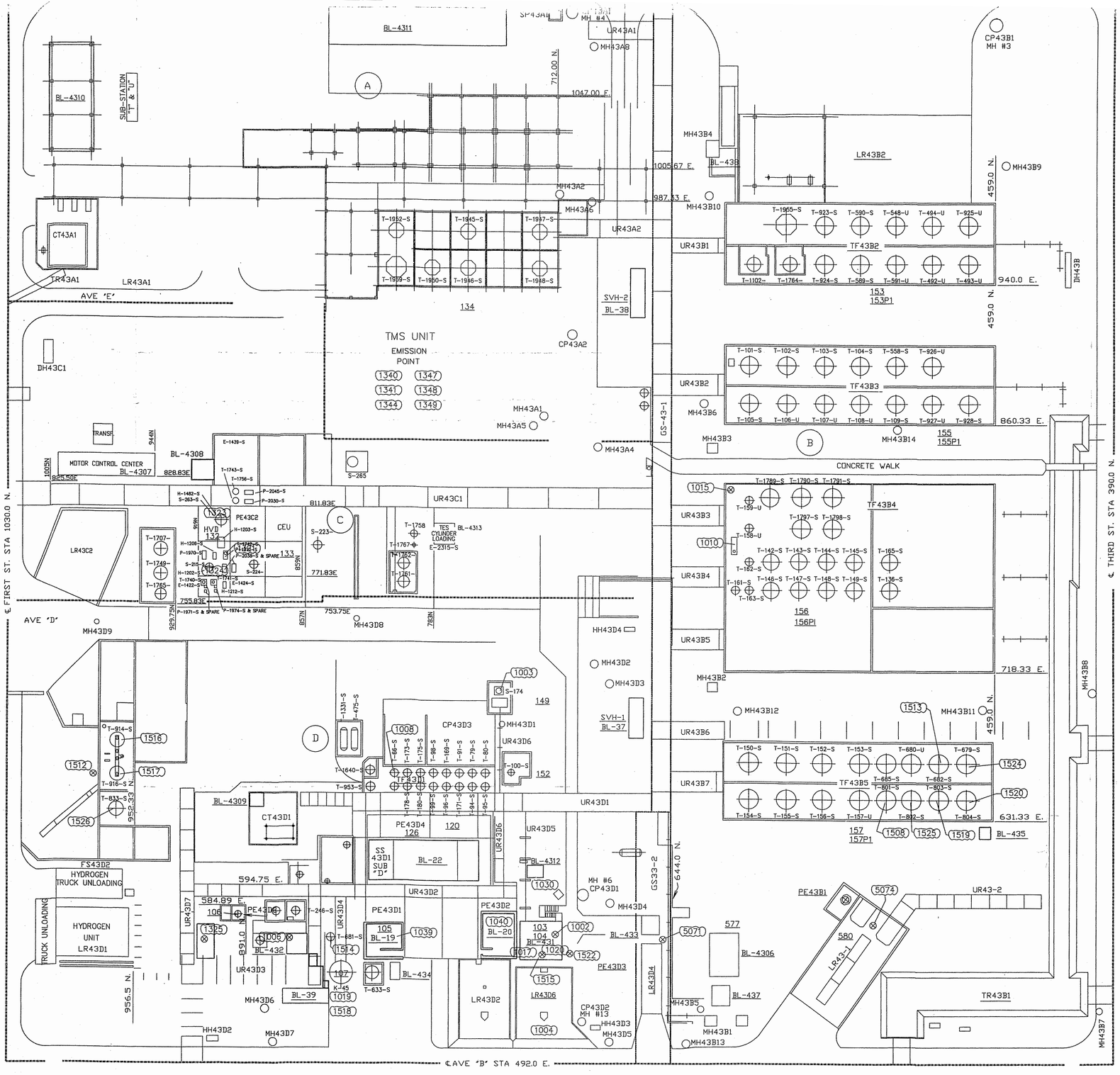

REFERENCE DRAWINGS

PE43A1	(0.51) A-1911 THRU A-1916
TF43B2	(4.01) A-1396
BLDG-24	A-328815 FOR TF43B3,4,&5 SEE (4.11) 316365
PE43C1	(0.51) A-0908 & 921
TR43A1	(4.51) A-879351

MANHOLE LIST AND REFERENCE

MANHOLE NUMBER	DRAWING NUMBER
MH43A4	874502
MH43A5	874530
MH43A6	874503
MH43A7	874531
MH43A8	874504
MH43B7	874497
MH43B8	874496
MH43B9	874532
MH43B10	874529
MH43B12	874515
MH43B13	874491 & 874519
MH43B14	874528
MH43C1	873980
MH43D2	874488
MH43D3	874489
MH43D4	874490
MH43D5	874492
MH43D6	874485
MH43D7	874514
MH43D8	874516
MH43D9	874487

LEGEND

XXX – PROCESS AREA ID NUMBER

(XXXX) – EMISSION POINT

0 30 60 90 120

SCALE

LATEST REVISION 10/17/01

LATEST REVISION 1/03/05

DRAWN BY	CHECKED BY	APPROVED BY	DATE	SCALE
BERRY			9/8/95	

MOMENTIVE

JOB NUMBER	UNIT SYMBOL	ZONE	AREA
		43	

GENERAL PLOT PLAN,ZONING ARRANGEMENT FOR CODING AND CONTROL OF CONSTRUCTION DRAWINGS
EMISSION POINTS AND PROCESS AREA ID NUMBERS

INDEX NUMBER			DRAWING NUMBER
LOCATION	SITE	SUBJECT	
380	GS43	0.11	1261827

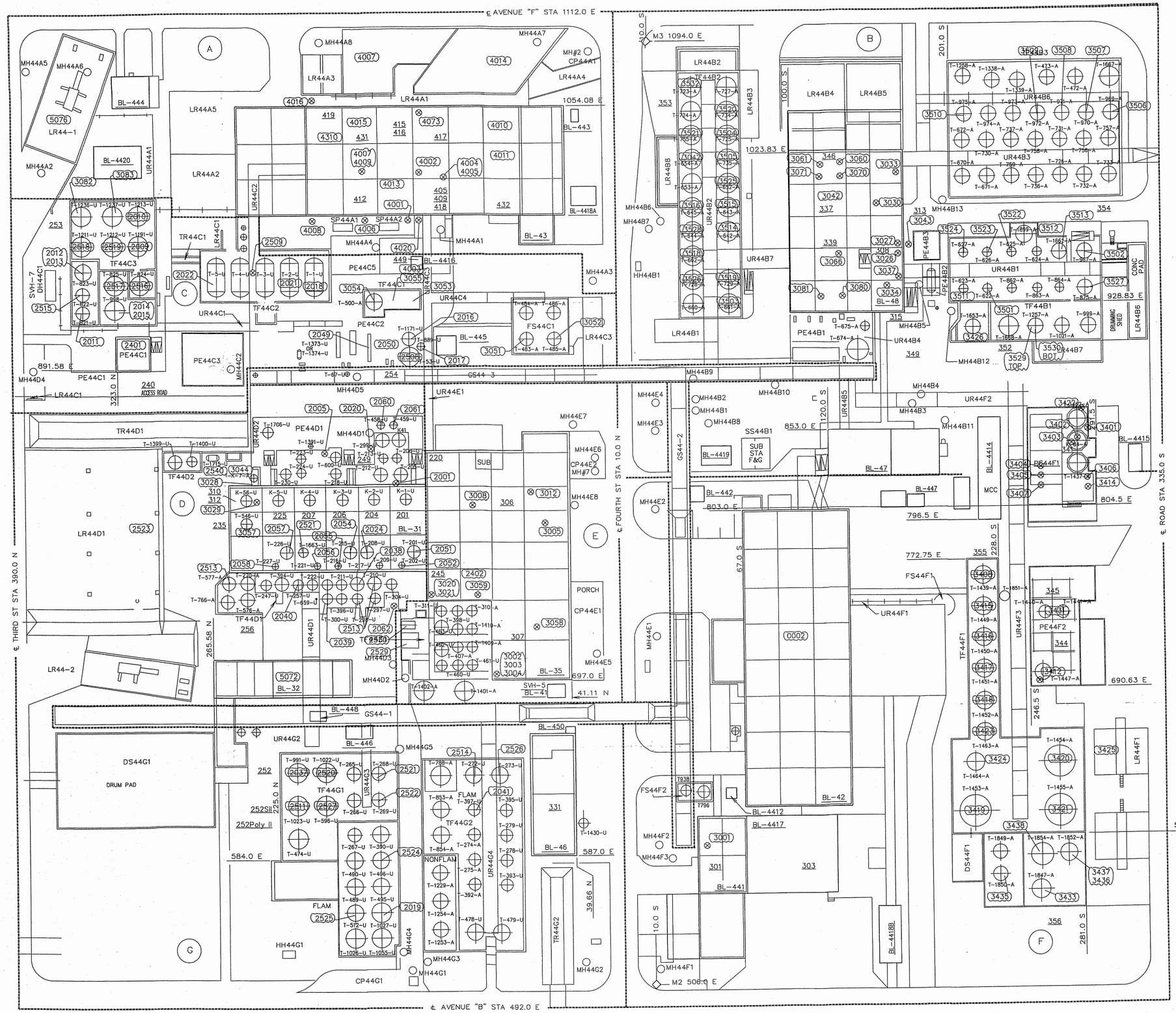

MANHOLE LIST AND REFERENCE

MANHOLE NUMBER	DRAWING NUMBER
MH44A3	874509
MH44A4	874520
MH44A5	874505
MH44A6	874506
MH44A7	874510
MH44A8	874511
MH44B8	874512
MH44B9	874523
MH44B10	874525
MH44B11	874513
MH44B12	874518
MH44B13	874519
MH44D3	874527
MH44D4	874507
MH44D5	874524
MH44E5	874500
MH44E6	874501
MH44E7	874522
MH44E8	874526
MH44F3	874521
MH44G2	874498
MH44G3	874499
MH44G4	874534
MH44G5	874535

REFERENCE DRAWINGS

BLDG 31 (0.51)	328670 &71
BLDG 46 (0.51)	1410 & 1411
PE44C2 (4.11)	328519
PE44C1 (4.01)	1398
PE44B3 (4.11)	1263780

TANK FARMS

TF44D1 (4.31)	316380
TF44E1 (4.31)	316371
TF44G1 (4.11)	316351
TF44G2 (4.11)	316352
TF44C3 (4.01)	1398

NOTE: BULDINGS AND EQUIPMENT SHOWN DOTTED HAVE BEEN REMOVED. FOUNDATIONS REMAIN.

LEGEND

XXX – PROCESS AREA ID NUMBER

(XXXX) – EMISSION POINT

0 30 60 90 120

SCALE

LATEST REVISION 10/17/01

DRAWN BY	CHECKED BY	APPROVED BY	DATE	SCALE
BERRY			9/8/95	

MOMENTIVE

JOB NUMBER	UNIT SYMBOL	ZONE	AREA
		44	

GENERAL PLOT PLAN, ZONING ARRANGEMENT FOR CODING AND CONTROL OF CONSTRUCTION DRAWINGS
EMISSION POINTS AND PROCESS AREA ID NUMBERS

INDEX NUMBER			DRAWING NUMBER
LOCATION	SITE	SUBJECT	
380	GS44	0.7	1261828

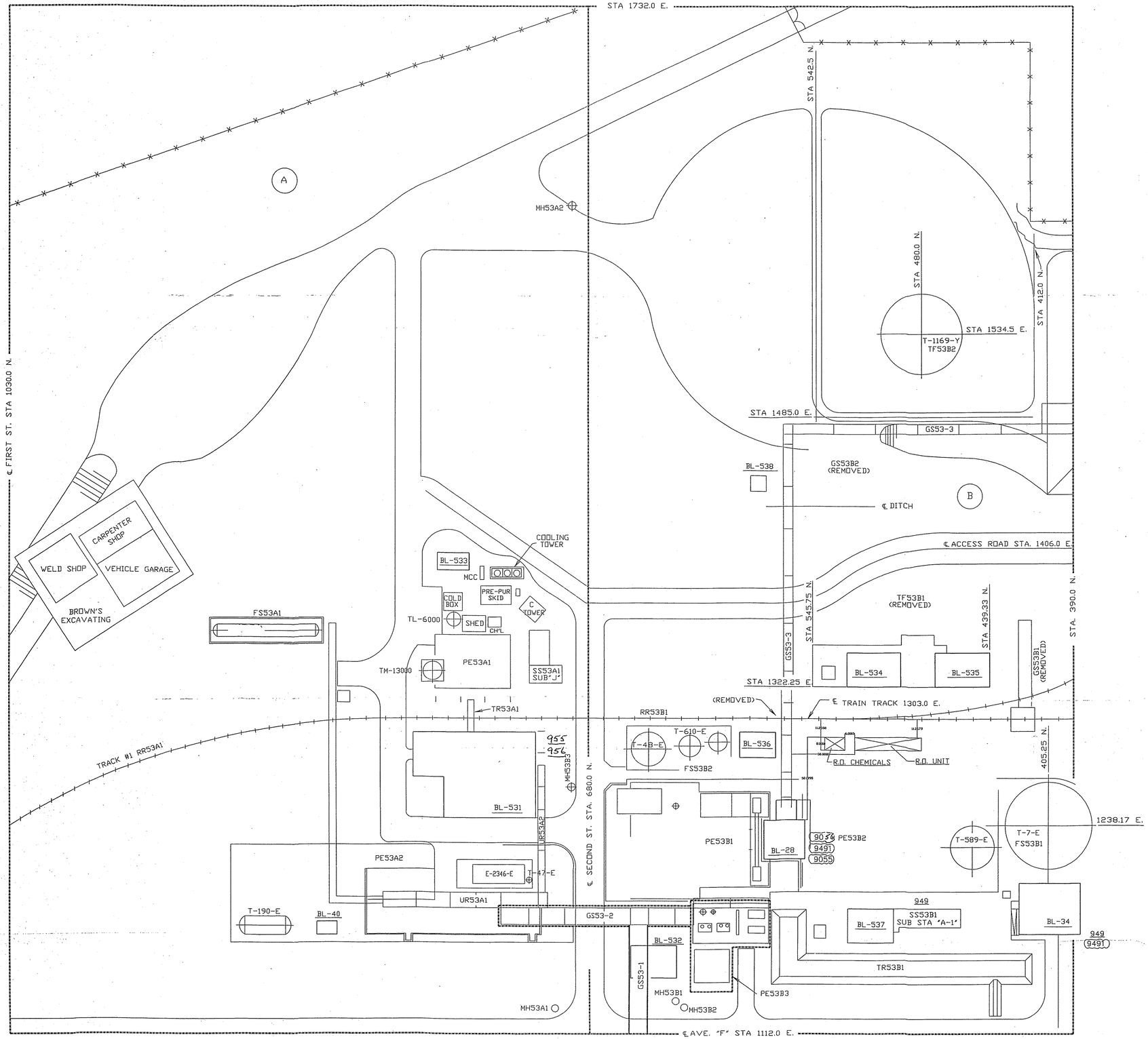

REFERENCE DRAWINGS

AREA "A"

AREA "B"

MH53B3 874508

LEGEND

XXX – PROCESS AREA ID NUMBER

(XXXX) – EMISSION POINT

0 30 60 90 120

SCALE

LATEST REVISION 6/6/11

LATEST REVISION 10/7/98

DRAWN BY	CHECKED BY	APPROVED BY	DATE	SCALE
BERRY			9/7/95	

MOMENTIVE

JOB NUMBER	UNIT SYMBOL	ZONE	AREA
		53	

GENERAL PLOT PLAN, ZONING ARRANGEMENT FOR CODING AND CONTROL OF CONSTRUCTION DRAWINGS
EMISSION POINTS AND PROCESS AREA ID NUMBERS

INDEX NUMBER			DRAWING NUMBER
LOCATION	SITE	SUBJECT	
380	GS-53	0.11	1261829

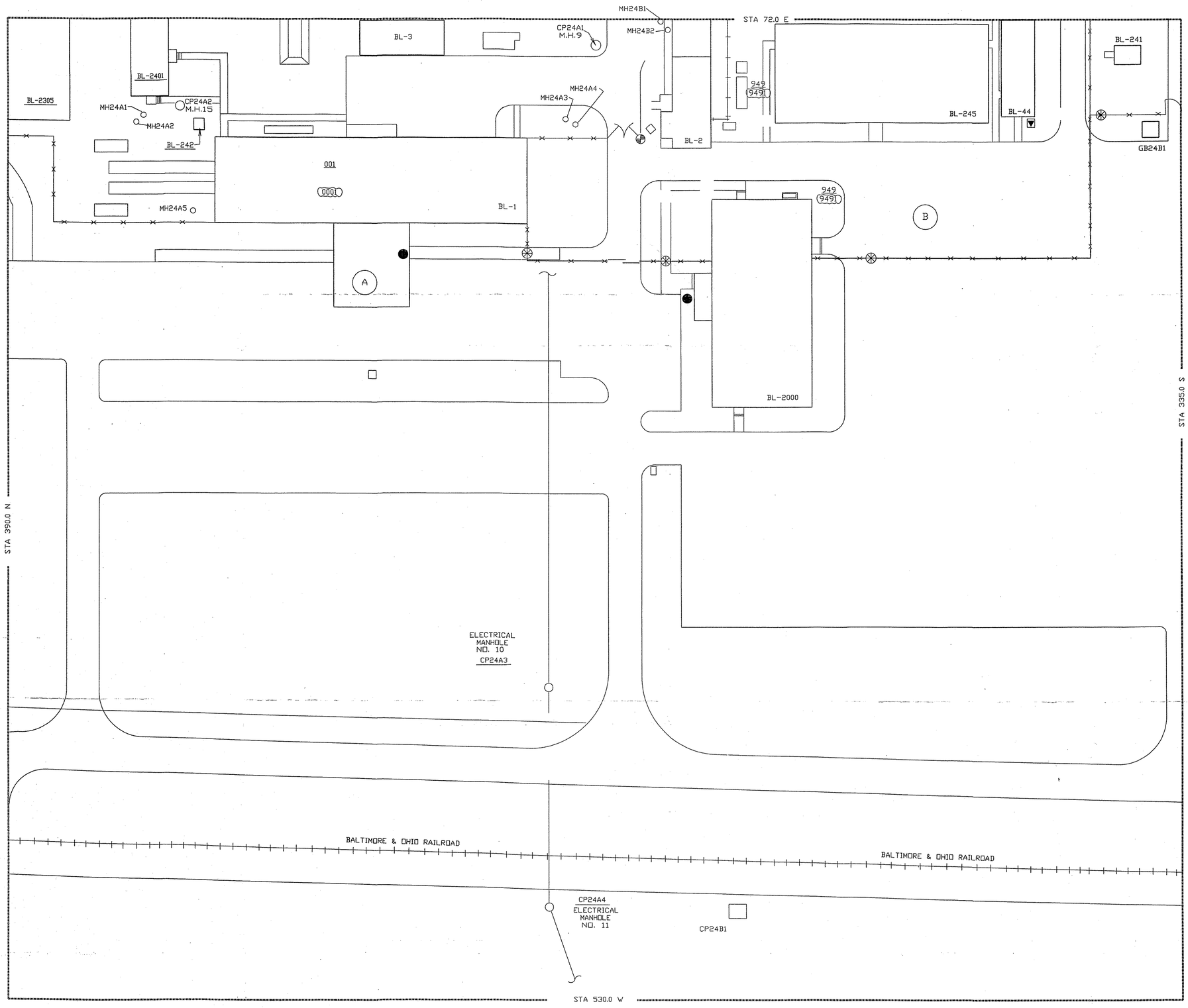

LEGEND

XXX - PROCESS AREA ID NUMBER

(XXXX) - EMISSION POINT

0 30 60 90 120

SCALE

LATEST REVISION - 6/6/11

DRAWN BY	CHECKED BY	APPROVED BY	DATE	SCALE
JHA			10/17/01	

MOMENTIVE

JOB NUMBER	UNIT SYMBOL	ZONE	AREA
		24	

GENERAL PLOT PLAN,ZONING
ARRANGEMENT FOR CODING AND
CONTROL OF CONSTRUCTION
DRAWINGS
EMISSION POINTS AND
PROCESS AREA ID NUMBERS

INDEX NUMBER			DRAWING NUMBER
LOCATION	SITE	SUBJECT	
380	GS24	0.7	1263623

MPM Silicones, LLC
Sistersville Plant
10851 Energy Highway
Friendly, WV 26146
(304) 652-8000

ATTACHMENT C – PROCESS FLOW DIAGRAMS

REDACTED COPY
Claim of Confidentiality

MPM Silicones LLC CLAIMED CONFIDENTIAL 12/2/2016

ATTACHMENT D - Title V Equipment Table

(includes all emission units at the facility except those designated as insignificant activities in Section 4, Item 24 of the General Forms)

Emission Point ID	Control Device1	Emission Unit ID	Emission Unit Description	Design Capacity	Year Installed / Modified
NA	NONE	H-714	Heat Exchanger		
1001 or 1302	S-137 or S-132	K-65	Kettle		
1301 or 1302	S-196 or S-197	T-1083	Tank	20000	1976
1301 or 1302	S-196 or S-197	T-1118	Tank	20000	1977
1302	S-197	T-1137	Tank	<20,000	1976
1302	S-197	T-833	Tank	<20,000	1970
1003,1301, or 1302	S-174, S-196, or S-197	H-1229	Cold Trap Condenser		
1003	S-174	S-101	Distillation Column		
1003	S-174	T-1126	Tank (Dumpster)	<20,000	1976
1003	S-174	T-1127	Tank (Dumpster)	<20,000	1976
1522	NONE	T-179	Tank	<20,000	1954
1017	NONE	T-22	Tank	<20,000	1954
1003	S-174	T-773	Dumpster		
1003	S-174	T-805	Tank (Dumpster)	<20,000	1968
1003	S-174	T-806	Tank (Dumpster)	<20,000	1968
1003	S-174	T-809	Lights Tank		1968
1003	S-174	T-812	Knock-out Tank		1968
1003	NONE	T-817	Tank	<20,000	1989
1003	S-174	T-828	Waste Oil Tank		1969
1515	NONE	T-830	Tank	<20,000	1969
1003	S-174	T-895	Dumpster		1974
1038	S-205, E-1353	C-180	Compressor		
1038	S-205, E-1353	C-463	Compressor		
1038	S-205, E-1353	C-465	Compressor		
1040	NA	E-1335	Dryer		
1040	NA	E-1336	Dryer		
1038	NONE	E-1353	Flare		
NA	NA	E-1519	Emergency Gas		
NA	NA	E-1520	Emergency Gas		
1039	NA	E-619	Dryer		
1039	NA	E-620	Dryer		
NA	NONE	R-23	Reactor		
NA	NONE???	R-70	Reactor		
1003	S-174	T-1210	Tank	<20,000	
1003	S-174	T-1240	Dumpster		1977
1003	S-174	T-1640	Tank	<20,000	1989
1003	S-174	T-173	Tank	<20,000	1954
1003	S-174	T-175	Tank	<20,000	1954
1003	S-174	T-178	Tank	<20,000	1954
1003	S-174	T-180	Tank	<20,000	1954
1003	S-174	T-62	Tank	<20,000	1954

ATTACHMENT D - Title V Equipment Table

(includes all emission units at the facility except those designated as insignificant activities in Section 4, Item 24 of the General Forms)

Emission Point ID	Control Device1	Emission Unit ID	Emission Unit Description	Design Capacity	Year Installed / Modified
1003	S-174	T-63	Tank	<20,000	1954
NA	NONE	T-65	Tank	<20,000	1954
1003	S-174	T-76	Tank	<20,000	1954
1003	S-174	T-902	Dumpster		1969
1003	S-174	T-982	Dumpster		1973
1003	S-174	K-17	Reactor		
1003	S-174	T-100	Tank	<20,000	1956
1003	S-174	T-1246	Tank	<20,000	1978
1003	S-174	T-1839	Emergency Dump Tank		1994
1512	NONE	T-329	Tank	<20,000	1954
1003	S-174	T-614	Tank	<20,000	1954
1003	S-174	T-953	Tank	<20,000	1972
NA	NONE	E-2339	Vaporizer		
1006	S-171	K-45	Reactor		
1513	NONE	T-1179	Tank (Dumpster)	<20,000	
1513	NONE	T-1200	Tank (Dumpster)	<20,000	
1513	NONE	T-1287	Tank (Dumpster)	<20,000	1981
1006	S-171	T-1337	Tank	<20,000	1983
1006	S-171	T-304	Knock-out Tank		1955
1006	S-171	T-575	Knock-out Tank		1985
1006	S-171	T-632	Tank	<20,000	1966
1006	S-171	T-633	Tank	<20,000	1967
1006	S-171	T-681	Tank	<20,000	1967
1006	S-171	T-686	Tank	<20,000	1997
1120	E2332	C-303	Steam Ejector		
1120	E2332	C-356	Steam Ejector		
1001	S-137	FT-14	Tank	<20,000	
NA	NONE	H-1252	Heat Exchanger		
1001	S-137	H-699	Heat Exchanger		
1001	S-137	K-62	Kettle		
1001	S-137	K-63	Kettle		
1120	E2332	S-125 S-127 S-128 and S-145	Esters HCL Absorption System	--	
1120	E2332	T-1075	Tank	<20,000	1973
1120	E2332	T-1076	Tank	<20,000	1977
1001	S-137	T-1078	Tank	<20,000	1993
1001	S-137	T-1079	Tank	<20,000	1976
1001	S-137	T-1080	Tank	<20,000	1976
1001	S-137	T-1081	Tank	<20,000	1976
1001	S-137	T-1082	Tank	<20,000	1976
1001	S-137	T-1097	Tank	<20,000	1976
1054	NONE	T-1098	Tank	<20,000	1976

ATTACHMENT D - Title V Equipment Table

(includes all emission units at the facility except those designated as insignificant activities in Section 4, Item 24 of the General Forms)

Emission Point ID	Control Device1	Emission Unit ID	Emission Unit Description	Design Capacity	Year Installed / Modified
1001	S-137	T-1128	Tank	<20,000	1976
1001	S-137	T-1147	Tank	<20,000	1976
1001	S-137	T-1148	Tank	<20,000	1976
1001	S-137	T-1151	Tank	<20,000	1976
1053	NONE	T-1251	Tank	<20,000	1978
1001	S-137	T-1998	Tank	<20,000	2000
1001	S-137	T-2000	Tank	<20,000	2000
1001	S-137	T-2001	Tank	<20,000	2000
1003,1301, or 1302	S-174, S-196, or S-197	H-1228	Cold Trap Condenser		
1003,1301, or 1302	S-174, S-196, or S-197	S-19	Distillation Column		
1003,1301, or 1302	S-174, S-196, or S-197	S-21	Distillation Column		
1003	S-174	S-219	Distillation Column		
1015	S-203, S-42	T-146	Tank	<20,000	1954
1015	S-203, S-42	T-147	Tank	<20,000	1954
1015	S-203, S-42	T-148	Tank	<20,000	1954
1015	S-203, S-42	T-149	Tank	<20,000	1954
1003	S-174	T-192	Tank	<20,000	1959
1003,1301, or 1302	S-203	T-80	Tank	<20,000	1954
1003	S-174	T-903	Tank	<20,000	1973
1302	S-197	C-432	Vacuum Pump		
1302	S-197	C-433	Vacuum Pump		
1301	S-197	C-434	Vacuum Pump		
1301	S-197	C-435	Vacuum Pump		
1302	S-197	C-436	Blower		
1302	S-197	C-437	Blower		
1301	S-196	C-555	Compressor		
1301	S-196	C-556	Compressor		
1302	S-197	E-1180	Dryer		
1302	S-197	E-1181	Dryer		
1301	S-196	E-1201	Dryer		
1302	S-197	R-63	Reactor		
1302	S-197	R-64	Reactor		
1302	S-197	R-65	Reactor		
1302	S-197	S-193	Distillation Column		
1301	S-197	S-194	Distillation Column		
1302	S-197	T-1472	Tank	<20,000	1989
1301	S-196	T-1473	Tank	<20,000	1989
1304	NONE	T-1475	Tank	<20,000	1989
1301	S-197	T-1476	Tank	<20,000	1989

ATTACHMENT D - Title V Equipment Table

(includes all emission units at the facility except those designated as insignificant activities in Section 4, Item 24 of the General Forms)

Emission Point ID	Control Device1	Emission Unit ID	Emission Unit Description	Design Capacity	Year Installed / Modified
1302	S-197	T-1477	Tank	<20,000	1989
1302	S-197	T-1478	Tank	<20,000	1989
1302	S-197	T-1523	Tank	<20,000	1989
1302	S-197	T-1525	Tank	<20,000	1989
1301	S-196	T-1526	Tank	<20,000	1980
1302	S-197	T-1527	Tank	<20,000	1989
1303	NONE	T-1533	Tank	<20,000	1989
1302	S-197	T-1534	Tank	30000	1989
1302	S-197	T-1644	Tank	<20,000	1988
1302	S-197	T-1645	Tank	<20,000	1988
1301	S-196	T-1647	Tank	<20,000	1988
1302	S-197	T-1655	Tank	30000	1988
1306	NONE	T-1658	Tank	<20,000	1989
1301	S-196	T-1659	Tank	<20,000	1988
1301	S-196	T-1660	Tank	<20,000	1988
1301	S-196	T-1864	Tank	<20,000	1997
1301	S-196	T-1882	Tank	<20,000	1997
1301	S-196	T-1883	Tank	<20,000	1997
1302	S-197	T-2024	Separator		
1302	S-197	T-2080	Tank	<20,000	2015
1302	S-197	T-2081	Tank	<20,000	2015
1321	S-224	S-215	Distillation Column		
1321	S-224	S-263	Distillation Column		
1321	S-224	T-1707	Tank	<20,000	1992
1321	S-224	T-1708	Tank	<20,000	1992
1321	S-224	T-1709	Tank	<20,000	1992
1321	S-224	T-1740	Tank	<20,000	1992
1321	S-224	T-1741	Tank	<20,000	1992
1321	S-224	T-1742	Tank	<20,000	1992
1321	S-224	T-1743	Tank	<20,000	1992
1321	S-224	T-1744	Tank	<20,000	1992
1321	S-224	T-1749	Tank	<20,000	1992
1321	S-224	T-1754	Tank	<20,000	1992
1321	S-224	T-1756	Tank	<20,000	1992
1321	S-224	T-1768	Emergency Relief Tank		1992
1120 or 1321	S-223 or S-224	E-1452	Cyclone		
1120 or 1321	S-223 or S-224	E-1453	Cyclone		
1120 or 1321	S-223 or S-224	E-1454	Cyclone		
NA	NONE	E-1481	Eductor		
NA	NONE	E-1482	Eductor		
1120	S-270	E-2322	Thermal Oxidizer	2.75 MM Btu/hr	2006

ATTACHMENT D - Title V Equipment Table

(includes all emission units at the facility except those designated as insignificant activities in Section 4, Item 24 of the General Forms)

Emission Point ID	Control Device1	Emission Unit ID	Emission Unit Description	Design Capacity	Year Installed / Modified
NA	NONE	F-704	Filter		
NA	NONE	F-705	Filter		
NA	NA	H-1214	Heater		
1120 or 1321	S-223 or S-224	H-1215	Condenser		
1120 or 1321	S-223 or S-224	H-1216	Condenser		
1120 or 1321	S-223 or S-224	H-1217	Condenser		
1120 or 1321	S-223 or S-224	H-1218	Condenser		
NA	NONE	H-1219	Heat Exchanger		
NA	NONE	H-1220	Heat Exchanger		
NA	NONE	H-1221	Cooler		
NA	NONE	H-1222	Heat Exchanger		
NA	NONE	H-1223	Heat Exchanger		
NA	NONE	H-1224	Cooler		
NA	NONE	H-1227	Vaporizer		
NA	NONE	H-1445	Cooler		
NA	NONE	H-1451	Sample Cooler		
NA	NONE	H-1600	Thermal Oxidizer Heat Exchanger		
1120 or 1321	S-223 or S-224	R-74	Reactor		
1120 or 1321	S-223 or S-224	R-75	Reactor		
1120 or 1321	S-223 or S-224	S-220	Distillation Column		
1120 or 1321	S-223 or S-224	S-221	Distillation Column		
1120	E-2322	S-265	Air Stripper		
1321	S-224	T-1758	Tank	<20,000	1993
1321	S-224	T-1759	Tank	<20,000	1994
1321	S-224	T-1761	Tank	<20,000	1993
1321	S-224	T-1762	Tank	<20,000	1993
1321	S-224	T-1763	Tank	<20,000	1993
1321	S-224	T-1765	Tank	<20,000	1993
1321	S-224	T-1767	Tank	<20,000	1993
1321	S-224	T-1801	Tank	<20,000	1994
1321	S-224	T-1804	Dumpster		1994
1321	S-224	T-1805	Dumpster		1994
1321	S-224	T-1806	Dumpster		1994
1321	S-224	T-1807	Dumpster		1994
1321	S-224	T-1808	Dumpster		1994
1321	S-224	T-1809	Dumpster		1994
1120	E-2322	T-2052	Tank	<20,000	2006
NA	E-2322	T-2056	Knock Out Pot		2006
1340	S-257	C-570	Steam Ejector		
1340	S-257	C-571	Refrigeration Unit		
1340	S-257	C-575	Vacuum Pump		
1348	M-319	M-319	Cartridge Filter		

ATTACHMENT D - Title V Equipment Table

(includes all emission units at the facility except those designated as insignificant activities in Section 4, Item 24 of the General Forms)

Emission Point ID	Control Device1	Emission Unit ID	Emission Unit Description	Design Capacity	Year Installed / Modified
1349	M-320	M-320	Baghouse		
1340	S-257	R-100	Reactor		
1032 or 1340	S-132 or S-257	R-101	Reactor		
1015 or 1340	S-203 or S-257	R-102	Reactor		
1015 or 1340	S-203 or S-257	R-103	Reactor		
1032 or 1340	S-132 or S-257	R-104	Reactor		
1340	S-257	R-106	Reactor		
1340 or 1341	S-257 or S-260	R-98	Reactor		
1340 or 1341	S-257 or S-260	R-99	Reactor		
1341	S-260	S-253	Stripper		
1340	S-257	T-1944	Tank	<20,000	2000
1340	S-257	T-1945	Tank	<20,000	2000
1340	S-257	T-1946	Tank	<20,000	2000
1340	S-257	T-1947	Tank	<20,000	2000
1340	S-257	T-1948	Tank	<20,000	2000
1340	S-257	T-1950	Tank	<20,000	2000
1340	S-257	T-1951	Tank	<20,000	2000
1340	S-257	T-1952	Tank	<20,000	2000
1340	S-257	T-1953	Tank	<20,000	2000
1340	S-257	T-1954	Tank	<20,000	2000
1344	NONE	T-1955	Tank	<20,000	2000
1340	S-257	T-1959	Tank	<20,000	2000
1340	S-257	T-1960	Tank	<20,000	2000
1345	NONE	T-1961	Tank	<20,000	2000
1340	S-257	T-1962	Tank	<20,000	2000
1347	NONE	T-1966	Tank	<20,000	2000
1340	S-257	T-2005	Tank	<20,000	2000
1340	S-257	T-2021	Tank	<20,000	2000
1340	S-257	T-2022	Tank	<20,000	2000
1340	S-257	T-2023	Tank	<20,000	2000
1032	S-132	T-1084	Tank	20000	1976
1032	S-132	T-1085	Tank	20000	1976
1301	S-196	T-1086	Tank	20000	1976
1301	S-196	T-1087	Tank	20000	1976
1032	S-132	T-1088	Tank	20000	1976
1032	S-132	T-1089	Tank	20000	1976
1032	S-132	T-1090	Tank	20000	1976
1032	S-132	T-1091	Tank	<20,000	1976
1032	S-132	T-1092	Tank	<20,000	1976
1032	S-132	T-1093	Tank	20000	1976
1032	S-132	T-1094	Tank	20000	1976
1032	S-132	T-1095	Tank	<20,000	1976

ATTACHMENT D - Title V Equipment Table

(includes all emission units at the facility except those designated as insignificant activities in Section 4, Item 24 of the General Forms)

Emission Point ID	Control Device1	Emission Unit ID	Emission Unit Description	Design Capacity	Year Installed / Modified
1032	S-132	T-1096	Tank	<20,000	1976
1032	S-132	T-1115	Tank	<20,000	1976
1032	S-132	T-1116	Tank	<20,000	1976
1032	S-132	T-1117	Tank	<20,000	1976
1032	S-132	T-1119	Tank	<20,000	1976
1032	S-132	T-1120	Tank	20000	1976
1032	S-132	T-1123	Tank	20000	1976
1032	S-132	T-1131	Tank	20000	1976
1032	S-132	T-1132	Tank	20000	1976
1032	S-132	T-1134	Tank	20000	1976
1032	S-132	T-1140	Tank	20000	1976
1032	S-132	T-1141	Tank	20000	1976
1032	S-132	T-1146	Tank	20000	1976
1032	S-132	T-1760	Tank	20000	1993
1032	S-132	T-1769	Tank	20000	1993
1032	S-132	T-1770	Tank	20000	1993
1003	S-174	T-169	Tank	<20,000	1954
1003, 1301, or 1302	S-174, S-196, or S-197	T-79	Tank	<20,000	1954
1516	NONE	T-914	Tank	<20,000	1975
1517	NONE	T-916	Tank	<20,000	1975
1003	S-174	T-94	Tank	<20,000	1954
1003	S-174	T-95	Tank	<20,000	1954
1003	S-174	T-96	Tank	<20,000	1954
1003	S-174	T-99	Tank	<20,000	1954
1015	S-203, S-42	T-1102	Tank	<20,000	1977
1015	S-203	T-1764	Tank	<20,000	1993
1015	S-203	T-589	Tank	<20,000	1966
1015	S-203, S-42	T-590	Tank	<20,000	1966
1015	S-203, S-42	T-923	Tank	20000	1975
1015	S-203, S-42	T-924	Tank	20000	1975
1015	S-203, S-42	T-493	Tank	20000	1966
1015	S-203, S-42	T-494	Tank	20000	1966
1015	S-203, S-42	T-591	Tank	<20,000	1966
1015	S-203, S-42	T-925	Tank	20000	1975
1015	S-203, S-42	T-101	Tank	<20,000	1954
1015	S-203, S-42	T-102	Tank	<20,000	1954
1015	S-203, S-42	T-103	Tank	<20,000	1954
1015	S-203, S-42	T-104	Tank	<20,000	1954
1015	S-203, S-42	T-109	Tank	<20,000	1954
1015	S-203, S-42	T-558	Tank	<20,000	1963
1015	S-203, S-42	T-926	Tank	20000	1975

ATTACHMENT D - Title V Equipment Table

(includes all emission units at the facility except those designated as insignificant activities in Section 4, Item 24 of the General Forms)

Emission Point ID	Control Device1	Emission Unit ID	Emission Unit Description	Design Capacity	Year Installed / Modified
1015	S-203, S-42	T-105	Tank	<20,000	1954
1015	S-203, S-42	T-106	Tank	<20,000	1954
1015	S-203, S-42	T-107	Tank	<20,000	1954
1015	S-203, S-42	T-108	Tank	<20,000	1954
1015	S-203, S-42	T-927	Tank	20000	1975
1301 or 1302	S-196 or S-197	T-136	Tank	<20,000	1993
1015	S-203, S-42	T-142	Tank	<20,000	1954
1015	S-203, S-42	T-143	Tank	<20,000	1954
1015	S-203, S-42	T-144	Tank	<20,000	1954
1015	S-203, S-42	T-159	Tank	<20,000	1992
1015	S-203, S-42	T-161	Tank	<20,000	1992
1015	S-203, S-42	T-162	Tank	<20,000	1992
1015	S-203, S-42	T-163	Tank	<20,000	1992
1301 or 1302	S-196 or S-197	T-165	Tank	<20,000	1993
1301 or 1302	S-196 or S-197	T-1789	Tank	<20,000	1993
1301 or 1302	S-196 or S-197	T-1790	Tank	<20,000	1993
1301 or 1302	S-196 or S-197	T-1791	Tank	<20,000	1993
1301 or 1302	S-196 or S-197	T-1797	Tank	<20,000	1993
1301 or 1302	S-196 or S-197	T-1798	Tank	<20,000	1993
1015	S-203, S-42	T-158	Tank	<20,000	1992
1015	S-203, S-42	T-150	Tank	<20,000	1954
1015	S-203, S-42	T-151	Tank	<20,000	1954
1015	S-203, S-42	T-152	Tank	<20,000	1954
1015	S-203, S-42	T-153	Tank	<20,000	1954
1015	S-203, S-42	T-154	Tank	<20,000	1954
1015	S-203	T-155	Tank	<20,000	1954
1015	S-203	T-156	Tank	<20,000	1954
1524	NONE	T-679	Tank	<20,000	1966
1003	S-174	T-682	Tank	<20,000	1966
NA	S-203, S-42	T-685	Tank	<20,000	1966
1508	S-203, S-42	T-801	Tank	<20,000	1968
1519	NONE	T-803	Tank	<20,000	1968
1520	NONE	T-804	Tank	<20,000	1968
1015	S-203, S-42	T-157	Tank	<20,000	1954
1015	S-203, S-42	T-680	Tank	<20,000	1966
1001	S-137	T-1110	Tank	<20,000	1976
1001	S-137	T-1111	Tank	<20,000	1976
1001	S-137	T-1112	Tank	<20,000	1977
1001	S-137	T-1138	Tank	<20,000	1977
1001	S-137	T-1139	Tank	<20,000	1976
1120	E-2322	S-267	Esters Sump		
2511	S-272	T-1023	Tank	20000	2016

ATTACHMENT D - Title V Equipment Table

(includes all emission units at the facility except those designated as insignificant activities in Section 4, Item 24 of the General Forms)

Emission Point ID	Control Device1	Emission Unit ID	Emission Unit Description	Design Capacity	Year Installed / Modified
4310	S-237	E-1511	Cyclone		
NA	NONE	H-1465	Reboiler		
NA	NONE	H-1466	Reboiler		
NA	NONE	H-1467	Product Cooler		
NA	NONE	H-1468	Water Condenser		
NA	NONE	H-1469	Vent Condenser		
NA	NONE	H-1470	Water Condenser		
NA	NONE	H-1471	Vent Condenser		
NA	NONE	H-1472	Mixing Tee		
NA	NONE	H-1478	Product Cooler		
4310	S-237	R-81	Reactor		
4310	S-237	S-235	Reactor Column		
4310	S-237	S-236	Stripping Column		
4310	S-237	T-1835/T-1836	Tanks		1996
NA	NONE	T-1837	Tank	<20,000	1995
2001	C-196	C-177	Vacuum Jet		
2001	NONE	C-514	Fan		
2051	S-240	F-295	Vertical Filter		
2001	C-196	H-415	Condenser		
2001	C-196	K-1	Kettle		
2001	C-196	S-166	Distillation Column		
2052	NONE	T-202	Tank	<20,000	1954
2005	C-405	T-205	Tank	<20,000	1954
2051	S-240	T-573	Dumpster		1963
2001	C-196	T-793	Tank	<20,000	1984
2001	NONE	C-47	Vacuum Jet		
2024	NONE	F-16	Plate & Frame Filter		
2001	C-49	K-2	Kettle		
2001	C-49	T-1601	Tank	<20,000	1988
2024	NONE	T-208	Tank	<20,000	1954
2024	NONE	T-209	Tank	<20,000	1954
2005	C-405	T-213	Tank	<20,000	1954
2005	NONE	C-115	Vacuum Jet		
2054	NONE	F-17	Filter		
2005	C-405	H-1025	Condenser		
2005	C-405	H-1026	Condenser		
2005	C-405	K-3	Kettle		
2005	C-405, C406	T-1399	Tank	<20,000	1986
2005	C-405, C406	T-1400	Tank	<20,000	1986
2005	C-405	T-1841	Tank	<20,000	1995
2054	NONE	T-215	Tank	<20,000	1954

ATTACHMENT D - Title V Equipment Table

(includes all emission units at the facility except those designated as insignificant activities in Section 4, Item 24 of the General Forms)

Emission Point ID	Control Device1	Emission Unit ID	Emission Unit Description	Design Capacity	Year Installed / Modified
2054	NONE	T-216	Tank	<20,000	1954
2038	NONE	T-217	Tank	<20,000	1954
2005	C-405	T-218	Tank	<20,000	1954
2005	C-405	T-394	Tank	<20,000	1960
2005	NONE	C-494	Vacuum Jets		
2020	C-363	E-1199	Centrifuge		
2005	C-370	K-4	Kettle		
2005	C-370	S-233	Distillation Column		
2005	C-370	T-1323	Knockout Tank		1984
2020	C-363	T-1531	Tank	<20,000	1988
2521	S-240	T-1663	Tank	<20,000	1989
2020/2005	C-363 or C-405	T-224	Tank	<20,000	1954
2020	C-363	T-230	Tank	<20,000	1954
2005	NONE	C-390	Vacuum Jets		
2005	NONE	K-5	Kettle		
2005	NONE	T-223	Tank	<20,000	1954
2020	C-363	K-600	Kettle		
2005	NONE	T-482	Tank	<20,000	1965
2401	C-589	C-538	Vacuum Pump		
2401	C-589	F-751	Carbon Packed Bed		
2401	C-589	F-755	Carbon Packed Bed		
NA	C-589	H-1241	Reboiler		
NA	C-589	H-1602	Condenser		
NA	C-589	H-1603	Condenser		
NA	C-589	H-1604	Reboiler		
NA	C-589	H-1605	Heat Exchanger		
2401	C-589	R-77	Reactor		
2401	C-589	R-78	Reactor		
2401	C-589	S-225	Distillation Column		
2401	C-589	S-226	Distillation Column		
2401	C-589	S-271	Distillation Column		
2402	NONE	C-557	Vacuum Pump		
2402	NONE	R-88	Reactor		
2402	NONE	R-89	Reactor		
2402	NONE	S-259	Distillation Column		
NA	NONE	C-573	Compressor		
2020	C-363	C-574	Compressor		
2020	C-363	E-2288	Autopurger		
2006	NONE	T-56	Tank	<20,000	1999
2520	EDA Scrubber	T-1022	Tank	<20,000	1975
2514	NONE	T-272	Tank	<20,000	1954
2526	NONE	T-273	Tank	<20,000	1954

ATTACHMENT D - Title V Equipment Table

(includes all emission units at the facility except those designated as insignificant activities in Section 4, Item 24 of the General Forms)

Emission Point ID	Control Device1	Emission Unit ID	Emission Unit Description	Design Capacity	Year Installed / Modified
2041	NONE	T-397	Tank	<20,000	1960
2531	NONE	T-463	Tank	<20,000	1954
2019	NONE	T-495	Tank	<20,000	1965
2524	NONE	T-496	Tank	<20,000	1965
2525	NONE	T-512	Tank	<20,000	1965
2527	S-272	T-596	Tank	20000	1966
6501	NONE	T-788	Tank	<20,000	1967
2037	NONE	T-991	Tank	<20,000	1973
2009	NONE	T-1191	Tank	20000	1978
2518	NONE	T-1211	Tank	20000	1978
2519	NONE	T-1212	Tank	20000	1978
2010	NONE	T-1213	Tank	20000	1978
2011 or 2541	NONE	T-821	Tank	<20,000	1969
2515	NONE	T-822	Tank	<20,000	1969
2012/2013	NONE	T-823-B	Tank	<20,000	1969
2012/2014	NONE	T-823-T	Tank	<20,000	1969
2516	NONE	T-824	Tank	20000	1969
2517	NONE	T-825	Tank	20000	1969
3528	NONE	T-997	Tank	20000	1974
2014	NONE	T-998 B	Tank	<20,000	1974
2015	NONE	T-998 T	Tank	<20,000	1974
2016	NONE	T-1171	Tank	<20,000	1977
2018	NONE	T-449 [T-1]	Tank	<20,000	1954
2509	S-157	T-450 [T-3]	Tank	<20,000	1954
2508	NONE	T-53	Tank	<20,000	1955
2512	NONE	T-210	Tank	<20,000	1954
2513	S-240	T-297	Tank	<20,000	1954
2513	S-240	T-298	Tank	<20,000	1954
2513	S-240	T-577	Tank	<20,000	1964
3001	NONE	C-179	Draft Jet		
3001	NONE	K-51	Kettle		
3012	NONE	C-181	Vacuum Pump		
3012	NONE	E-477	HVO LUWA		
3012	NONE	K-12	Kettle		
3020	E-2229; S-248	A-277	Agitated Reactor		
3020	E-2229; S-248	A-515	Agitated Reactor		
3020	E-2229; S-248	C-116	Vacuum Pump		
3020	E-2229; S-248	C-558	Vacuum Pump		
3020	E-2229; S-248	E-1455	Coalescer		
3020	S-248	E-2229	Thermal Oxidizer		
3020	E-2229; S-248	E-531	Wiped Film Evaporator		
3020	E-2229; S-248	E-572	Wiped Film Evaporator		

ATTACHMENT D - Title V Equipment Table

(includes all emission units at the facility except those designated as insignificant activities in Section 4, Item 24 of the General Forms)

Emission Point ID	Control Device1	Emission Unit ID	Emission Unit Description	Design Capacity	Year Installed / Modified
3020	E-2229; S-248	H-494	Heat Exchanger		
3020	E-2229; S-248	T-1300	Tank	<20,000	1982
3058	NONE	T-1322	Tank	<20,000	1983
3020	E-2229; S-248	T-1726	Tank	<20,000	1997
3020	E-2229; S-248	T-2082	Tank	<20,000	
3051	NONE	T-483	Tank	<20,000	1965
3052	NONE	T-485	Tank	<20,000	1965
3054	NONE	T-500	Tank	<20,000	1966
3059	NONE	T-677	Tank	<20,000	1967
3060	NONE	T-965	Tank	<20,000	1973
3061	NONE	T-966	Tank	<20,000	1973
3027	T-658	C-131	Vacuum Jet		
3043 or 3026	C-426 or NONE	K-83	Kettle		
3029	NONE	C-462	Vacuum Jets		
3029	Vacuum jet C-462	H-1116	Condenser		
None	NONE	K-56	Kettle		
3029	NONE	T-1461	Tank	<20,000	1987
2540	NONE	T-1715	Dumpster		1991
3057	NONE	T-546	Tank	<20,000	1962
3028	NONE	TK-7	Tank, Strip Receiver		1966
3033	E-1442	C-252	Vacuum Jet		
3033 or 3030	E-1442 or NONE	E-1104	Accumulator		
3033 or 3030	E-1442 or NONE	E-691	Entrainment Separator		
3033 or 3030	E-1442 or NONE	K-57	Kettle		
3070	NONE	T-962	Tank	<20,000	1973
3071	NONE	T-963	Tank	<20,000	1973
3037	NONE	C-130	Vacuum Jet		
3037 or 3034	NONE	K-81	Kettle		
3080	NONE	T-640	Tank	<20,000	1966
3081	NONE	T-641	Tank	<20,000	1966
3042	NONE	R-32	Reactor		
3042	NONE	R-33	Reactor		
3042	NONE	T-654	Tank	<20,000	1966
3402	S-192	C-422	Vacuum Jet		
NA	NONE	E-1146	Decanter		
3406	NONE	F-482	Filter Press		
NA	NONE	F-507	Filter		
NA	NONE	H-1061	Heat Exchanger		
3402	S-192	H-1062	Condenser		
3402	S-192	K-84	Kettle		
3425	NONE	LR44	Loading Rack		
3404	NONE	T-1436	Tank	<20,000	1981

ATTACHMENT D - Title V Equipment Table

(includes all emission units at the facility except those designated as insignificant activities in Section 4, Item 24 of the General Forms)

Emission Point ID	Control Device1	Emission Unit ID	Emission Unit Description	Design Capacity	Year Installed / Modified
3405	NONE	T-1437	Tank	<20,000	1987
3407	NONE	T-1438	Tank	<20,000	1987
NAp	NONE	A-632	Static Mixer		
NAp	NONE	F-759	Bag Filter		
NAp	NONE	F-760	Bag Filter		
3412	NONE	R-79	Reactor		1995
3412	NONE	R-80	Carbon Bed		
3412	NONE	T-1447	Tank	<20,000	1981
NAp	NONE	T-1823	Surge Tank		1994
3431	NONE	C-552	Vacuum Pump		
3431	E-1281	E-1554	Plate Stripper		
3431	E-1281	R-85	Polyether Capper		
3431	E-1281	R-86	Anhydride Converter		
NA	NONE	E-1070	LUWA		
NA	NONE	E-1198	Esters Drum Filler		
3530	NONE	T-1257-B	Tank	21000	1979
3529	NONE	T-1257-T	Tank	23000	1979
3426	NONE	T-1653	Tank	<20,000	1981
3513	NONE	T-1662	Tank	<20,000	1989
3501	NONE	T-622	Tank	<20,000	1966
3511	NONE	T-623	Tank	<20,000	1966
3523	NONE	T-626	Tank	<20,000	1966
3524	NONE	T-627	Tank	<20,000	1966
3527	NONE	T-875	Tank	20000	1973
3502	NONE	T-967	Tank	20000	1973
3082	NONE	T-1236	Tank	20000	1978
3083	NONE	T-1237	Tank	20000	1978
3514	NONE	T-642	Tank	<20,000	1966
3515	NONE	T-643	Tank	<20,000	1966
3528	NONE	T-644	Tank	<20,000	1966
3516	NONE	T-645	Tank	<20,000	1966
3525	NONE	T-652	Tank	<20,000	1966
3503	NONE	T-661	Tank	<20,000	1966
3518	NONE	T-662	Tank	<20,000	1966
3532	NONE	T-723	Tank	20000	1968
3504	NONE	T-725	Tank	20000	1968
3526	NONE	T-728	Tank	<20,000	1968
3519	NONE	T-729	Tank	<20,000	1968
3520	NONE	T-734	Tank	20000	1968
3505	NONE	T-735	Tank	<20,000	1968
3521	NONE	T-755	Tank	20000	1969
3506	NONE	T-969	Tank	20000	1973

ATTACHMENT D - Title V Equipment Table

(includes all emission units at the facility except those designated as insignificant activities in Section 4, Item 24 of the General Forms)

Emission Point ID	Control Device1	Emission Unit ID	Emission Unit Description	Design Capacity	Year Installed / Modified
3507	NONE	T-970	Tank	20000	1973
3508	NONE	T-971	Tank	20000	1973
3509	NONE	T-972	Tank	20000	1973
3510	NONE	T-975	Tank	20000	1973
3408	NONE	T-1439	Tank	<20,000	1981
3415	NONE	T-1449	Tank	<20,000	1981
3416	NONE	T-1450	Tank	<20,000	1981
3417	NONE	T-1451	Tank	<20,000	1981
3418	NONE	T-1452	Tank	<20,000	1981
3419	NONE	T-1453	Tank	50000	1987
3420	NONE	T-1454	Tank	50000	1987
3421	NONE	T-1455	Tank	50000	1987
3423	NONE	T-1463	Tank	<20,000	1981
3424	NONE	T-1464	Tank	24000	1981
3433	NONE	T-1847	Tank	20000	1996
3435	E-1537	T-1849	Tank	<20,000	1996
3435	E-1537	T-1850	Tank	<20,000	1996
3436	NONE	T-1852B	Tank	<20,000	1996
3437	NONE	T-1852T	Tank	<20,000	1996
3438	NONE	T-1854	Tank	50000	1996
4001	NONE	C-67	Vacuum Ejectors		
4001	C-65	H-382	Water Condenser		
4001	C-65	H-524	Brine Condenser		
4001	C-65	K-18	Reactor		
4001	C-65	S-36	Distillation Column		
4001	C-65	T-358	Tank	<20,000	1957
4002	S-75	T-365	Tank	<20,000	1952
4001	C-65	T-373	Tank	<20,000	1950
4004	C-448	C-106	Vacuum Ejectors		
4004	C-448	K-19	Strip receiver/feed tank		
4004	C-448	K-36	Reactor		
NA	NONE	K-36 Sump	Sump		
4004	C-448	S-37	Distillation Column		
4002	S-75	T-1693	Tank	<20,000	1989
4004	C-448	T-565	Strip receiver/feed tank		1964
4006	NONE	C-68	Vacuum Ejectors		
4006	C-80	K-21	Reactor		
4002	S-75	T-1794	Tank	<20,000	1993
4006	C-80	T-501	Tank	<20,000	1959
4006	C-80	T-507	Tank	<20,000	1959
4008	S-247	E-463	Evaporator		
NA	NONE	H-1343	Heat Exchanger		

ATTACHMENT D - Title V Equipment Table

(includes all emission units at the facility except those designated as insignificant activities in Section 4, Item 24 of the General Forms)

Emission Point ID	Control Device1	Emission Unit ID	Emission Unit Description	Design Capacity	Year Installed / Modified
4008	S-247	T-1676/T-1677	dumpster		1989
4008	S-247	T-1889	Tank	<20,000	1999
4008	S-247	T-370	Tank	<20,000	1950
4011	NONE	T-683	Product Tank		1967
4008	S-247	T-789	Feed Tank		1969
4009	NONE	C-76	Vacuum Pump		
4009	NONE	H-255	Condenser		
4009	NONE	K-13	Tank	<20,000	
4320	S-241	H-1366	Feed vaporizer		
4320	S-241	K-20	Kettle		
4320	S-241	T-2018	Raw Material Tank		2001
4320	S-241	T-502	Lights Receiver		1959
4320	S-241	T-800	Product Receiver		1968
4015	NONE	C-66	Vacuum Ejectors		
4015	NONE	T-357	Reactor/blend tank		1956
NA	NONE	H-1308	Heat Exchanger		
4008	S-210	R-107	Reactor		
4008	S-210	R-93	Tank	<20,000	
4008	S-210	T-1923	Tank	<20,000	1998
4008	S-210	T-1967	Tank	<20,000	1998
5082	NONE	A-557	Esters Drum Filler		
6001	NONE	C - 339	Blower		
6056	NONE	Filter Cake Treatment	Filter Cake Treatment		
6057	NONE	Primary Clarifiers	WWTU		
6004	S-209	R-72	Hydrolysis Reactor		
6011	NONE	S-229	Alkyl Halide Strippers		
6011	NONE	S-230	Alkyl Halide Strippers		
6063;6058	NONE	Settling Basin and Panic Pond	WWTU		
6064	NONE	T-1414	Tank	75000	1987
6065	NONE	T-1415	Tank	75000	1987
6052, 6053, 6054, 6055	NONE	UNOX Reactors	WWTU		
6491	NONE	E-915	Diesel Generator	1340 HP	1998
6491	NONE	P-2139	Diesel Engine	185 HP	1998
6507	NONE	T-10004	Tank	<20,000	1973
6511	NONE	T-1259	Tank	<20,000	1978
6004	S-209	T-768	Tank	<20,000	1966
6004	S-209	T-769	Tank	<20,000	1966
6004	S-209	T-873	Tank	<20,000	1973

ATTACHMENT D - Title V Equipment Table

(includes all emission units at the facility except those designated as insignificant activities in Section 4, Item 24 of the General Forms)

Emission Point ID	Control Device1	Emission Unit ID	Emission Unit Description	Design Capacity	Year Installed / Modified
6004	S-209	T-874	Tank	<20,000	1973
9001	NONE	C-357	Induced Draft Fan		
9001	Rotory Kiln scrubber System	D-1003	Water Quench		
9001	NONE	D-1608	Stack		
9001	Rotory Kiln scrubber System	E-10032	Kiln		
9001	Rotory Kiln scrubber System	T-10008	Tank	<20,000	
9491	NONE	1339-F	Natural Gas Emergency Electric Generator	32 HP	2010
9491	NONE	60-L	Natural Gas Emergency Electric Generator	54 HP	2010
9491	NONE	ES Sullair Air Compressor	Rental Diesel Air Compressor	717 HP	2000
9491	NONE	P-1375	Diesel Fire Water Pump	163 HP	1983
9491	NONE	P-2620	Diesel Fire Water Pump	265 HP	2006
9491	NONE	P-5	Diesel Fire Water Pump	170 HP	1954
9491	NONE	P-6	Diesel Fire Water Pump	265 HP	2006
9063	NONE	T-1319	Tank	<20,000	
9063	NONE	T-1354	Tank	<20,000	
9063	NONE	T-1355	Tank	<20,000	1984
9063	NONE	T-1357	Tank	<20,000	1980
9064	NONE	T-1698	Tank	<20,000	1990
9063	NONE	T-992	Tank	<20,000	1973
9055	Low NOx Burner	955	Boiler #5	< 99 MM Btu/hr	2009
9056	Low NOx Burner	956	Boiler #6	< 99 MM Btu/hr	2014

[1]For 45CSR13 permitted sources, the numbering system used for the emission points, control devices, and emission units should be consistent with the numbering system used in the 45CSR13 permit. For grandfathered sources, the numbering system should be consistent with registrations or emissions inventory previously submitted to DAQ. For emission points, control devices, and emissions units which have not been previously labeled, use the following 45CSR13 numbering system: 1S, 2S, 3S,... or other appropriate description for emission units; 1C, 2C, 3C,... or other appropriate designation for control devices; 1E, 2E, 3E, ... or other appropriate designation for emission points.

ATTACHMENT E - Emission Unit Form

Emission Unit Description		*Emission Group 101*
Emission unit ID number: H-714	**Emission unit name:** Heat Exchanger	**List any control devices associated with this emission unit:** NONE

Provide a description of the emission unit (type, method of operation, design parameters, etc.):

Heat Exchanger

Manufacturer:	**Model number:**	**Serial number:**
In House	NA	NA
Construction date:	**Installation date:**	**Modification date(s):**

Design Capacity (examples: furnaces - tons/hr, tanks - gallons):

Maximum Hourly Throughput:	**Maximum Annual Throughput:**	**Maximum Operating Schedule:**
See Potential Emissions estimation method		8760

Fuel Usage Data **(fill out all applicable fields)**

Does this emission unit combust fuel? ___ Yes ___X No	**If yes, is it?** ___ Indirect Fired ___ Direct Fired
Maximum design heat input and/or maximum horsepower rating:	**Type and Btu/hr rating of burners:**

List the primary fuel type(s) and if applicable, the secondary fuel type(s). For each fuel type listed, provide the maximum hourly and annual fuel usage for each.

Describe each fuel expected to be used during the term of the permit.

Fuel Type	Max. Sulfur Content	Max. Ash Content	BTU Value

Emissions Data	***H-714***	
Criteria Pollutants	Potential Emissions	
	PPH	TPY
Carbon Monoxide (CO)		
Nitrogen Oxides (NO_X)		
Lead (Pb)		
Particulate Matter ($PM_{2.5}$)		
Particulate Matter (PM_{10})		
Total Particulate Matter (TSP)		
Sulfur Dioxide (SO_2)		
Volatile Organic Compounds (VOC)		
Hazardous Air Pollutants	Potential Emissions	
	PPH	TPY
Regulated Pollutants other than Criteria and HAP	Potential Emissions	
	PPH	TPY

List the method(s) used to calculate the potential emissions (include dates of any stack tests conducted, versions of software used, source and dates of emission factors, etc.).

Emissions from this Emission Group are assigned to the major emitting process equipment. Emissions are calculated assuming 8760 hours of operation for most equipment. Emergency equipment emissions are based on 500 hours per year. Highest emitting products were chosen for each emission group, utilizing MON MACT standard batch requirements when appropriate. For tanks the highest throughput in the last three years was increased three times. This was the basis for the PTE. Emissions were calculated using ChemCAD, Essential EHS, Emission Master and/or other appropriate emission estimation models or calculation methodologies (USEPA's TANKS 4.0, WATER9, etc.). Methods take into account stack test results as appropriate.

Applicable Requirements ***H-714***

List all applicable requirements for this emission unit. For each applicable requirement, include the underlying rule/regulation citation and/or construction permit with the condition number. (*Note: Title V permit condition numbers alone are not the underlying applicable requirements*). If an emission limit is calculated based on the type of source and design capacity or if a standard is based on a design parameter, this information should also be included.

Emission Limits - 4.1.20, 4.1.21, 4.1.22, ; ; 45CSR34, ; 40CFR63 Subpart FFFF,

Opacity Limits - NA

Operational Limits - 4.1.4, 4.1.23, 4.1.24, 4.1.25, 4.1.26, ; 45CSR13 0 4.1.4,; 45CSR34 , ; 40CFR63 Subpart FFFF,

X Permit Shield

For all applicable requirements listed above, provide monitoring/testing/recordkeeping/reporting which shall be used to demonstrate compliance. If the method is based on a permit or rule, include the condition number or citation. (Note: Each requirement listed above must have an associated method of demonstrating compliance. If there is not already a required method in place, then a method must be proposed.)

Emission Limits - 4.1.7, 4.5.1, ; 45CSR13 Permit R13-2338 4.1.7, 4.5.1, ;

Opacity Limits - NA;

Operational Limits - 4.5.5,4.5.3, 4.1.10, ; 45CSR13 Permit R13-2338 4.1.22,4.5.3, 4.5.5, ; 45CSR§34 ,, ; 40CFR§63 Subpart FFFF,

Are you in compliance with all applicable requirements for this emission unit? X Yes ___No

If no, complete the **Schedule of Compliance Form** as **ATTACHMENT F**.

ATTACHMENT E - Emission Unit Form

Emission Unit Description		*Emission Group 101*
Emission unit ID number: K-65	**Emission unit name:** Kettle	**List any control devices associated with this emission unit:** S-137 or S-132
Provide a description of the emission unit (type, method of operation, design parameters, etc.): Kettle		
Manufacturer: In House	**Model number:** NA	**Serial number:** NA
Construction date:	**Installation date:**	**Modification date(s):**
Design Capacity (examples: furnaces - tons/hr, tanks - gallons):		
Maximum Hourly Throughput: See Potential Emissions estimation method	**Maximum Annual Throughput:**	**Maximum Operating Schedule:** 8760
Fuel Usage Data **(fill out all applicable fields)**		
Does this emission unit combust fuel? ___ Yes ___X No		**If yes, is it?** ___ Indirect Fired ___ Direct Fired
Maximum design heat input and/or maximum horsepower rating:		**Type and Btu/hr rating of burners:**
List the primary fuel type(s) and if applicable, the secondary fuel type(s). For each fuel type listed, provide the maximum hourly and annual fuel usage for each.		

Describe each fuel expected to be used during the term of the permit.

Fuel Type	Max. Sulfur Content	Max. Ash Content	BTU Value

Emissions Data ***K-65***

Criteria Pollutants	Potential Emissions	
	PPH	TPY
Carbon Monoxide (CO)		
Nitrogen Oxides (NO_X)		
Lead (Pb)		
Particulate Matter ($PM_{2.5}$)		
Particulate Matter (PM_{10})		
Total Particulate Matter (TSP)		
Sulfur Dioxide (SO_2)		
Volatile Organic Compounds (VOC)	0.07	0.30

Hazardous Air Pollutants	Potential Emissions	
	PPH	TPY
Methanol	0.07	0.30

Regulated Pollutants other than Criteria and HAP	Potential Emissions	
	PPH	TPY

List the method(s) used to calculate the potential emissions (include dates of any stack tests conducted, versions of software used, source and dates of emission factors, etc.).

Emissions from this Emission Group are assigned to the major emitting process equipment. Emissions are calculated assuming 8760 hours of operation for most equipment. Emergency equipment emissions are based on 500 hours per year. Highest emitting products were chosen for each emission group, utilizing MON MACT standard batch requirements when appropriate. For tanks the highest throughput in the last three years was increased three times. This was the basis for the PTE. Emissions were calculated using ChemCAD, Essential EHS, Emission Master and/or other appropriate emission estimation models or calculation methodologies (USEPA's TANKS 4.0, WATER9, etc.). Methods take into account stack test results as appropriate.

Applicable Requirements ***K-65***

List all applicable requirements for this emission unit. For each applicable requirement, include the underlying rule/regulation citation and/or construction permit with the condition number. (*Note: Title V permit condition numbers alone are not the underlying applicable requirements*). If an emission limit is calculated based on the type of source and design capacity or if a standard is based on a design parameter, this information should also be included.

Emission Limits - 4.1.1, 4.1.20, 4.1.21, 4.1.22, ; 45CSR13 Permit R13-2338 4.1.1, ; 45CSR34, ; 40CFR63 Subpart FFFF,

Opacity Limits - NA

Operational Limits - 4.1.4, 4.1.23, 4.1.24, 4.1.25, 4.1.26, ; 45CSR13 Permit R13-2338 4.1.4,; 45CSR34 , ; 40CFR63 Subpart FFFF,

X Permit Shield

For all applicable requirements listed above, provide monitoring/testing/recordkeeping/reporting which shall be used to demonstrate compliance. If the method is based on a permit or rule, include the condition number or citation. (Note: Each requirement listed above must have an associated method of demonstrating compliance. If there is not already a required method in place, then a method must be proposed.)

Emission Limits - 4.1.7, 4.5.1, 4.4.3, 4.4.4; 45CSR13 Permit R13-2338 4.1.7, 4.5.1, 4.4.4, 4.4.5;

Opacity Limits - NA;

Operational Limits - 4.5.5,4.5.3, 4.1.10, ; 45CSR13 Permit R13-2338 4.1.22,4.5.3, 4.5.5, ; 45CSR34,; 40CFR63 Subpart FFFF,

Are you in compliance with all applicable requirements for this emission unit? X Yes ___No

If no, complete the **Schedule of Compliance Form** as **ATTACHMENT F**.

ATTACHMENT E - Emission Unit Form

Emission Unit Description		*Emission Group 101, 151*
Emission unit ID number: T-1083	**Emission unit name:** Tank	**List any control devices associated with this emission unit:** S-196 or S-197
Provide a description of the emission unit (type, method of operation, design parameters, etc.): Tank		
Manufacturer: In House	**Model number:** NA	**Serial number:** NA
Construction date: 1976	**Installation date:**	**Modification date(s):**
Design Capacity (examples: furnaces - tons/hr, tanks - gallons): 20000		
Maximum Hourly Throughput: See Potential Emissions estimation method	**Maximum Annual Throughput:**	**Maximum Operating Schedule:** 8760
Fuel Usage Data **(fill out all applicable fields)**		
Does this emission unit combust fuel? ___ Yes ___X No		**If yes, is it?** ___ Indirect Fired ___ Direct Fired
Maximum design heat input and/or maximum horsepower rating:		**Type and Btu/hr rating of burners:**
List the primary fuel type(s) and if applicable, the secondary fuel type(s). For each fuel type listed, provide the maximum hourly and annual fuel usage for each.		

Describe each fuel expected to be used during the term of the permit.

Fuel Type	Max. Sulfur Content	Max. Ash Content	BTU Value

Emissions Data	***T-1083***	
Criteria Pollutants	Potential Emissions	
	PPH	TPY
Carbon Monoxide (CO)		
Nitrogen Oxides (NO_X)		
Lead (Pb)		
Particulate Matter ($PM_{2.5}$)		
Particulate Matter (PM_{10})		
Total Particulate Matter (TSP)		
Sulfur Dioxide (SO_2)		
Volatile Organic Compounds (VOC)		
Hazardous Air Pollutants	Potential Emissions	
	PPH	TPY
Regulated Pollutants other than Criteria and HAP	Potential Emissions	
	PPH	TPY

List the method(s) used to calculate the potential emissions (include dates of any stack tests conducted, versions of software used, source and dates of emission factors, etc.).

Emissions from this Emission Group are assigned to the major emitting process equipment. Emissions are calculated assuming 8760 hours of operation for most equipment. Emergency equipment emissions are based on 500 hours per year. Highest emitting products were chosen for each emission group, utilizing MON MACT standard batch requirements when appropriate. For tanks the highest throughput in the last three years was increased three times. This was the basis for the PTE. Emissions were calculated using ChemCAD, Essential EHS, Emission Master and/or other appropriate emission estimation models or calculation methodologies (USEPA's TANKS 4.0, WATER9, etc.). Methods take into account stack test results as appropriate.

Applicable Requirements ***T-1083***

List all applicable requirements for this emission unit. For each applicable requirement, include the underlying rule/regulation citation and/or construction permit with the condition number. (*Note: Title V permit condition numbers alone are not the underlying applicable requirements*). If an emission limit is calculated based on the type of source and design capacity or if a standard is based on a design parameter, this information should also be included.

Emission Limits - 4.1.1, 4.1.20, 4.1.21, 4.1.22, ; 45CSR13 Permit R13-2338 4.1.1, ; 45CSR34, ; 40CFR63 Subpart FFFF,

Opacity Limits - NA

Operational Limits - 4.1.4, 4.1.23, 4.1.24, 4.1.25, 4.1.26, ; 45CSR13 Permit R13-2338 4.1.4,; 45CSR34 , ; 40CFR63 Subpart FFFF,

X Permit Shield

For all applicable requirements listed above, provide monitoring/testing/recordkeeping/reporting which shall be used to demonstrate compliance. If the method is based on a permit or rule, include the condition number or citation. (Note: Each requirement listed above must have an associated method of demonstrating compliance. If there is not already a required method in place, then a method must be proposed.)

Emission Limits - 4.1.7, 4.5.1, 4.4.3, 4.4.4; 45CSR13 Permit R13-2338 4.1.7, 4.5.1, 4.4.4, 4.4.5; ;

Opacity Limits - NA;

Operational Limits - 4.5.5,4.5.3, 4.1.10, ; 45CSR13 Permit R13-2338 4.1.22,4.5.3, 4.5.5, ; 45CSR34,; 40CFR63 Subpart FFFF,

Are you in compliance with all applicable requirements for this emission unit? X Yes ___No

If no, complete the **Schedule of Compliance Form** as **ATTACHMENT F**.

ATTACHMENT E - Emission Unit Form

Emission Unit Description		*Emission Group 101, 151*
Emission unit ID number: T-1118	**Emission unit name:** Tank	**List any control devices associated with this emission unit:** S-196 or S-197
Provide a description of the emission unit (type, method of operation, design parameters, etc.): Tank		
Manufacturer: In House	**Model number:** NA	**Serial number:** NA
Construction date: 1977	**Installation date:**	**Modification date(s):**
Design Capacity (examples: furnaces - tons/hr, tanks - gallons): 20000		
Maximum Hourly Throughput: See Potential Emissions estimation method	**Maximum Annual Throughput:**	**Maximum Operating Schedule:** 8760
Fuel Usage Data **(fill out all applicable fields)**		
Does this emission unit combust fuel? ___ Yes ___X No		**If yes, is it?** ___ Indirect Fired ___ Direct Fired
Maximum design heat input and/or maximum horsepower rating:		**Type and Btu/hr rating of burners:**
List the primary fuel type(s) and if applicable, the secondary fuel type(s). For each fuel type listed, provide the maximum hourly and annual fuel usage for each.		

Describe each fuel expected to be used during the term of the permit.

Fuel Type	Max. Sulfur Content	Max. Ash Content	BTU Value

Emissions Data	***T-1118***	
Criteria Pollutants	Potential Emissions	
	PPH	TPY
Carbon Monoxide (CO)		
Nitrogen Oxides (NO_X)		
Lead (Pb)		
Particulate Matter ($PM_{2.5}$)		
Particulate Matter (PM_{10})		
Total Particulate Matter (TSP)		
Sulfur Dioxide (SO_2)		
Volatile Organic Compounds (VOC)		
Hazardous Air Pollutants	Potential Emissions	
	PPH	TPY
Regulated Pollutants other than Criteria and HAP	Potential Emissions	
	PPH	TPY

List the method(s) used to calculate the potential emissions (include dates of any stack tests conducted, versions of software used, source and dates of emission factors, etc.).

Emissions from this Emission Group are assigned to the major emitting process equipment. Emissions are calculated assuming 8760 hours of operation for most equipment. Emergency equipment emissions are based on 500 hours per year. Highest emitting products were chosen for each emission group, utilizing MON MACT standard batch requirements when appropriate. For tanks the highest throughput in the last three years was increased three times. This was the basis for the PTE. Emissions were calculated using ChemCAD, Essential EHS, Emission Master and/or other appropriate emission estimation models or calculation methodologies (USEPA's TANKS 4.0, WATER9, etc.). Methods take into account stack test results as appropriate.

Applicable Requirements ***T-1118***

List all applicable requirements for this emission unit. For each applicable requirement, include the underlying rule/regulation citation and/or construction permit with the condition number. (*Note: Title V permit condition numbers alone are not the underlying applicable requirements*). If an emission limit is calculated based on the type of source and design capacity or if a standard is based on a design parameter, this information should also be included.

Emission Limits - 4.1.1, 4.1.20, 4.1.21, 4.1.22, ; 45CSR13 Permit R13-2338 4.1.1, ; 45CSR34, ; 40CFR63 Subpart FFFF,

Opacity Limits - NA

Operational Limits - 4.1.4, 4.1.23, 4.1.24, 4.1.25, 4.1.26, ; 45CSR13 Permit R13-2338 4.1.4,; 45CSR34 , ; 40CFR63 Subpart FFFF,

X Permit Shield

For all applicable requirements listed above, provide monitoring/testing/recordkeeping/reporting which shall be used to demonstrate compliance. If the method is based on a permit or rule, include the condition number or citation. (Note: Each requirement listed above must have an associated method of demonstrating compliance. If there is not already a required method in place, then a method must be proposed.)

Emission Limits - 4.1.7, 4.5.1, 4.4.3, 4.4.4; 45CSR13 Permit R13-2338 4.1.7, 4.5.1, 4.4.4, 4.4.5; ;

Opacity Limits - NA;

Operational Limits - 4.5.5,4.5.3, 4.1.10, ; 45CSR13 Permit R13-2338 4.1.22,4.5.3, 4.5.5, ; 45CSR34,; 40CFR63 Subpart FFFF,

Are you in compliance with all applicable requirements for this emission unit? X Yes ___No

If no, complete the **Schedule of Compliance Form** as **ATTACHMENT F**.

ATTACHMENT E - Emission Unit Form

Emission Unit Description		*Emission Group 101, 152*
Emission unit ID number: T-833	**Emission unit name:** Tank	**List any control devices associated with this emission unit:** S-197
Provide a description of the emission unit (type, method of operation, design parameters, etc.): Tank		
Manufacturer: In House	**Model number:** NA	**Serial number:** NA
Construction date: 1970	**Installation date:**	**Modification date(s):**
Design Capacity (examples: furnaces - tons/hr, tanks - gallons): <20,000		
Maximum Hourly Throughput: See Potential Emissions estimation method	**Maximum Annual Throughput:**	**Maximum Operating Schedule:** 8760
Fuel Usage Data **(fill out all applicable fields)**		
Does this emission unit combust fuel? ___ Yes ___X No		**If yes, is it?** ___ Indirect Fired ___ Direct Fired
Maximum design heat input and/or maximum horsepower rating:		**Type and Btu/hr rating of burners:**
List the primary fuel type(s) and if applicable, the secondary fuel type(s). For each fuel type listed, provide the maximum hourly and annual fuel usage for each.		

Describe each fuel expected to be used during the term of the permit.

Fuel Type	Max. Sulfur Content	Max. Ash Content	BTU Value

Emissions Data	***T-833***	
Criteria Pollutants	Potential Emissions	
	PPH	TPY
Carbon Monoxide (CO)		
Nitrogen Oxides (NO_X)		
Lead (Pb)		
Particulate Matter ($PM_{2.5}$)		
Particulate Matter (PM_{10})		
Total Particulate Matter (TSP)		
Sulfur Dioxide (SO_2)		
Volatile Organic Compounds (VOC)		
Hazardous Air Pollutants	Potential Emissions	
	PPH	TPY
Regulated Pollutants other than Criteria and HAP	Potential Emissions	
	PPH	TPY

List the method(s) used to calculate the potential emissions (include dates of any stack tests conducted, versions of software used, source and dates of emission factors, etc.).

Emissions from this Emission Group are assigned to the major emitting process equipment. Emissions are calculated assuming 8760 hours of operation for most equipment. Emergency equipment emissions are based on 500 hours per year. Highest emitting products were chosen for each emission group, utilizing MON MACT standard batch requirements when appropriate. For tanks the highest throughput in the last three years was increased three times. This was the basis for the PTE. Emissions were calculated using ChemCAD, Essential EHS, Emission Master and/or other appropriate emission estimation models or calculation methodologies (USEPA's TANKS 4.0, WATER9, etc.). Methods take into account stack test results as appropriate.

Applicable Requirements ***T-833***

List all applicable requirements for this emission unit. For each applicable requirement, include the underlying rule/regulation citation and/or construction permit with the condition number. (*Note: Title V permit condition numbers alone are not the underlying applicable requirements*). If an emission limit is calculated based on the type of source and design capacity or if a standard is based on a design parameter, this information should also be included.

Emission Limits - 4.1.1, 4.1.20, 4.1.21, 4.1.22, ; 45CSR13 Permit R13-2338 4.1.1, ; 45CSR34, ; 40CFR63 Subpart FFFF,

Opacity Limits - NA

Operational Limits - 4.1.4, 4.1.23, 4.1.24, 4.1.25, 4.1.26, ; 45CSR13 Permit R13-2338 4.1.4,; 45CSR34 , ; 40CFR63 Subpart FFFF,

X Permit Shield

For all applicable requirements listed above, provide monitoring/testing/recordkeeping/reporting which shall be used to demonstrate compliance. If the method is based on a permit or rule, include the condition number or citation. (Note: Each requirement listed above must have an associated method of demonstrating compliance. If there is not already a required method in place, then a method must be proposed.)

Emission Limits - 4.1.7, 4.5.1, 4.4.3, 4.4.4; 45CSR13 Permit R13-2338 4.1.7, 4.5.1, 4.4.4, 4.4.5; ;

Opacity Limits - NA;

Operational Limits - 4.5.5,4.5.3, 4.1.10, ; 45CSR13 Permit R13-2338 4.1.22,4.5.3, 4.5.5, ; 45CSR34,; 40CFR63 Subpart FFFF,

Are you in compliance with all applicable requirements for this emission unit? X Yes ___No

If no, complete the **Schedule of Compliance Form** as **ATTACHMENT F**.

ATTACHMENT E - Emission Unit Form

Emission Unit Description		*Emission Group 101, 159*
Emission unit ID number: T-1137	**Emission unit name:** Tank	**List any control devices associated with this emission unit:** S-197
Provide a description of the emission unit (type, method of operation, design parameters, etc.): Tank		
Manufacturer: In House	**Model number:** NA	**Serial number:** NA
Construction date: 1976	**Installation date:**	**Modification date(s):**
Design Capacity (examples: furnaces - tons/hr, tanks - gallons): <20,000		
Maximum Hourly Throughput: See Potential Emissions estimation method	**Maximum Annual Throughput:**	**Maximum Operating Schedule:** 8760
Fuel Usage Data **(fill out all applicable fields)**		
Does this emission unit combust fuel? ___ Yes ___X No		**If yes, is it?** ___ Indirect Fired ___ Direct Fired
Maximum design heat input and/or maximum horsepower rating:		**Type and Btu/hr rating of burners:**
List the primary fuel type(s) and if applicable, the secondary fuel type(s). For each fuel type listed, provide the maximum hourly and annual fuel usage for each.		

Describe each fuel expected to be used during the term of the permit.

Fuel Type	Max. Sulfur Content	Max. Ash Content	BTU Value

Emissions Data ***T-1137***

Criteria Pollutants	Potential Emissions	
	PPH	TPY
Carbon Monoxide (CO)		
Nitrogen Oxides (NO_X)		
Lead (Pb)		
Particulate Matter ($PM_{2.5}$)		
Particulate Matter (PM_{10})		
Total Particulate Matter (TSP)		
Sulfur Dioxide (SO_2)		
Volatile Organic Compounds (VOC)		

Hazardous Air Pollutants	Potential Emissions	
	PPH	TPY

Regulated Pollutants other than Criteria and HAP	Potential Emissions	
	PPH	TPY

List the method(s) used to calculate the potential emissions (include dates of any stack tests conducted, versions of software used, source and dates of emission factors, etc.).

Emissions from this Emission Group are assigned to the major emitting process equipment. Emissions are calculated assuming 8760 hours of operation for most equipment. Emergency equipment emissions are based on 500 hours per year. Highest emitting products were chosen for each emission group, utilizing MON MACT standard batch requirements when appropriate. For tanks the highest throughput in the last three years was increased three times. This was the basis for the PTE. Emissions were calculated using ChemCAD, Essential EHS, Emission Master and/or other appropriate emission estimation models or calculation methodologies (USEPA's TANKS 4.0, WATER9, etc.). Methods take into account stack test results as appropriate.

Applicable Requirements ***T-1137***

List all applicable requirements for this emission unit. For each applicable requirement, include the underlying rule/regulation citation and/or construction permit with the condition number. (*Note: Title V permit condition numbers alone are not the underlying applicable requirements*). If an emission limit is calculated based on the type of source and design capacity or if a standard is based on a design parameter, this information should also be included.

Emission Limits - 4.1.1, 4.1.20, 4.1.21, 4.1.22, ; 45CSR13 Permit R13-2338 4.1.1, ; 45CSR34, ; 40CFR63 Subpart FFFF,

Opacity Limits - NA

Operational Limits - 4.1.4, 4.1.23, 4.1.24, 4.1.25, 4.1.26, ; 45CSR13 Permit R13-2338 4.1.4,; 45CSR34 , ; 40CFR63 Subpart FFFF,

X Permit Shield

For all applicable requirements listed above, provide monitoring/testing/recordkeeping/reporting which shall be used to demonstrate compliance. If the method is based on a permit or rule, include the condition number or citation. (Note: Each requirement listed above must have an associated method of demonstrating compliance. If there is not already a required method in place, then a method must be proposed.)

Emission Limits - 4.1.7, 4.5.1, 4.4.3, 4.4.4; 45CSR13 Permit R13-2338 4.1.7, 4.5.1, 4.4.4, 4.4.5; ;

Opacity Limits - NA;

Operational Limits - 4.5.5,4.5.3, 4.1.10, ; 45CSR13 Permit R13-2338 4.1.22,4.5.3, 4.5.5, ; 45CSR34,; 40CFR63 Subpart FFFF,

Are you in compliance with all applicable requirements for this emission unit? X Yes ___No

If no, complete the **Schedule of Compliance Form** as **ATTACHMENT F**.

ATTACHMENT E - Emission Unit Form

Emission Unit Description		*Emission Group 103 & 104*
Emission unit ID number: S-101	**Emission unit name:** Distillation Column	**List any control devices associated with this emission unit:** S-174

Provide a description of the emission unit (type, method of operation, design parameters, etc.):

Distillation Column

Manufacturer:	**Model number:**	**Serial number:**
In House	NA	NA
Construction date:	**Installation date:**	**Modification date(s):**

Design Capacity (examples: furnaces - tons/hr, tanks - gallons):

Maximum Hourly Throughput:	**Maximum Annual Throughput:**	**Maximum Operating Schedule:**
See Potential Emissions estimation method		8760

Fuel Usage Data **(fill out all applicable fields)**

Does this emission unit combust fuel? ___ Yes ___X No	**If yes, is it?** ___ Indirect Fired ___ Direct Fired
Maximum design heat input and/or maximum horsepower rating:	**Type and Btu/hr rating of burners:**

List the primary fuel type(s) and if applicable, the secondary fuel type(s). For each fuel type listed, provide the maximum hourly and annual fuel usage for each.

Describe each fuel expected to be used during the term of the permit.

Fuel Type	Max. Sulfur Content	Max. Ash Content	BTU Value

Emissions Data	***S-101***	
Criteria Pollutants	Potential Emissions	
	PPH	TPY
Carbon Monoxide (CO)		
Nitrogen Oxides (NO_X)		
Lead (Pb)		
Particulate Matter ($PM_{2.5}$)		
Particulate Matter (PM_{10})		
Total Particulate Matter (TSP)		
Sulfur Dioxide (SO_2)		
Volatile Organic Compounds (VOC)	0.23	1.00
Hazardous Air Pollutants	Potential Emissions	
	PPH	TPY
Regulated Pollutants other than Criteria and HAP	Potential Emissions	
	PPH	TPY

List the method(s) used to calculate the potential emissions (include dates of any stack tests conducted, versions of software used, source and dates of emission factors, etc.).

Emissions from this Emission Group are assigned to the major emitting process equipment. Emissions are calculated assuming 8760 hours of operation for most equipment. Emergency equipment emissions are based on 500 hours per year. Highest emitting products were chosen for each emission group, utilizing MON MACT standard batch requirements when appropriate. For tanks the highest throughput in the last three years was increased three times. This was the basis for the PTE. Emissions were calculated using ChemCAD, Essential EHS, Emission Master and/or other appropriate emission estimation models or calculation methodologies (USEPA's TANKS 4.0, WATER9, etc.). Methods take into account stack test results as appropriate.

Applicable Requirements ***S-101***

List all applicable requirements for this emission unit. For each applicable requirement, include the underlying rule/regulation citation and/or construction permit with the condition number. (*Note: Title V permit condition numbers alone are not the underlying applicable requirements*). If an emission limit is calculated based on the type of source and design capacity or if a standard is based on a design parameter, this information should also be included.

Emission Limits - 4.1.1, 4.1.20, 4.1.21, 4.1.22, ; 45CSR13 Permit R13-2338 4.1.1, ; 45CSR34, ; 40CFR63 Subpart FFFF,

Opacity Limits - NA

Operational Limits - 4.1.4, 4.1.23, 4.1.24, 4.1.25, 4.1.26, ; 45CSR13 Permit R13-2338 4.1.4,; 45CSR34 , ; 40CFR63 Subpart FFFF,

X Permit Shield

For all applicable requirements listed above, provide monitoring/testing/recordkeeping/reporting which shall be used to demonstrate compliance. If the method is based on a permit or rule, include the condition number or citation. (Note: Each requirement listed above must have an associated method of demonstrating compliance. If there is not already a required method in place, then a method must be proposed.)

Emission Limits - 4.1.7, 4.5.1, 4.4.3, 4.4.4; 45CSR13 Permit R13-2338 4.1.7, 4.5.1, 4.4.4, 4.4.5;

Opacity Limits - NA;

Operational Limits - 4.5.5,4.5.3, 4.1.10, ; 45CSR13 Permit R13-2338 4.1.22,4.5.3, 4.5.5, ; 45CSR34,; 40CFR63 Subpart FFFF,

Are you in compliance with all applicable requirements for this emission unit? X Yes ___No

If no, complete the **Schedule of Compliance Form** as **ATTACHMENT F**.

ATTACHMENT E - Emission Unit Form

Emission Unit Description		*Emission Group 103 & 104*
Emission unit ID number: T-22	**Emission unit name:** Tank	**List any control devices associated with this emission unit:** NONE
Provide a description of the emission unit (type, method of operation, design parameters, etc.): Tank		
Manufacturer: In House	**Model number:** NA	**Serial number:** NA
Construction date: 1954	**Installation date:**	**Modification date(s):**
Design Capacity (examples: furnaces - tons/hr, tanks - gallons): <20,000		
Maximum Hourly Throughput: See Potential Emissions estimation method	**Maximum Annual Throughput:**	**Maximum Operating Schedule:** 8760
Fuel Usage Data **(fill out all applicable fields)**		
Does this emission unit combust fuel? ___ Yes ___X No		**If yes, is it?** ___ Indirect Fired ___ Direct Fired
Maximum design heat input and/or maximum horsepower rating:		**Type and Btu/hr rating of burners:**
List the primary fuel type(s) and if applicable, the secondary fuel type(s). For each fuel type listed, provide the maximum hourly and annual fuel usage for each.		

Describe each fuel expected to be used during the term of the permit.

Fuel Type	Max. Sulfur Content	Max. Ash Content	BTU Value

Emissions Data ***T-22***

Criteria Pollutants	Potential Emissions	
	PPH	TPY
Carbon Monoxide (CO)		
Nitrogen Oxides (NO_X)		
Lead (Pb)		
Particulate Matter ($PM_{2.5}$)		
Particulate Matter (PM_{10})		
Total Particulate Matter (TSP)		
Sulfur Dioxide (SO_2)		
Volatile Organic Compounds (VOC)		

Hazardous Air Pollutants	Potential Emissions	
	PPH	TPY

Regulated Pollutants other than Criteria and HAP	Potential Emissions	
	PPH	TPY

List the method(s) used to calculate the potential emissions (include dates of any stack tests conducted, versions of software used, source and dates of emission factors, etc.).

Emissions from this Emission Group are assigned to the major emitting process equipment. Emissions are calculated assuming 8760 hours of operation for most equipment. Emergency equipment emissions are based on 500 hours per year. Highest emitting products were chosen for each emission group, utilizing MON MACT standard batch requirements when appropriate. For tanks the highest throughput in the last three years was increased three times. This was the basis for the PTE. Emissions were calculated using ChemCAD, Essential EHS, Emission Master and/or other appropriate emission estimation models or calculation methodologies (USEPA's TANKS 4.0, WATER9, etc.). Methods take into account stack test results as appropriate.

Applicable Requirements ***T-22***

List all applicable requirements for this emission unit. For each applicable requirement, include the underlying rule/regulation citation and/or construction permit with the condition number. (*Note: Title V permit condition numbers alone are not the underlying applicable requirements*). If an emission limit is calculated based on the type of source and design capacity or if a standard is based on a design parameter, this information should also be included.

Emission Limits - 4.1.1, 4.1.20, 4.1.21, 4.1.22, ; 45CSR13 Permit R13-2338 4.1.1, ; 45CSR34, ; 40CFR63 Subpart FFFF,

Opacity Limits - NA

Operational Limits - 4.1.4, 4.1.23, 4.1.24, 4.1.25, 4.1.26, ; 45CSR13 Permit R13-2338 4.1.4,; 45CSR34 , ; 40CFR63 Subpart FFFF,

X Permit Shield

For all applicable requirements listed above, provide monitoring/testing/recordkeeping/reporting which shall be used to demonstrate compliance. If the method is based on a permit or rule, include the condition number or citation. (Note: Each requirement listed above must have an associated method of demonstrating compliance. If there is not already a required method in place, then a method must be proposed.)

Emission Limits - 4.1.7, 4.5.1, 4.4.3, 4.4.4; 45CSR13 Permit R13-2338 4.1.7, 4.5.1, 4.4.4, 4.4.5; ;

Opacity Limits - NA;

Operational Limits - 4.5.5,4.5.3, 4.1.10, ; 45CSR13 Permit R13-2338 4.1.22,4.5.3, 4.5.5, ; 45CSR34,; 40CFR63 Subpart FFFF,

Are you in compliance with all applicable requirements for this emission unit? X Yes ___No

If no, complete the **Schedule of Compliance Form** as **ATTACHMENT F**.

ATTACHMENT E - Emission Unit Form

Emission Unit Description		*Emission Group 103 & 104*
Emission unit ID number: T-179	**Emission unit name:** Tank	**List any control devices associated with this emission unit:** NONE
Provide a description of the emission unit (type, method of operation, design parameters, etc.): Tank		
Manufacturer: In House	**Model number:** NA	**Serial number:** NA
Construction date: 1954	**Installation date:**	**Modification date(s):**
Design Capacity (examples: furnaces - tons/hr, tanks - gallons): <20,000		
Maximum Hourly Throughput: See Potential Emissions estimation method	**Maximum Annual Throughput:**	**Maximum Operating Schedule:** 8760
Fuel Usage Data **(fill out all applicable fields)**		
Does this emission unit combust fuel? ___ Yes ___X No		**If yes, is it?** ___ Indirect Fired ___ Direct Fired
Maximum design heat input and/or maximum horsepower rating:		**Type and Btu/hr rating of burners:**
List the primary fuel type(s) and if applicable, the secondary fuel type(s). For each fuel type listed, provide the maximum hourly and annual fuel usage for each.		

Describe each fuel expected to be used during the term of the permit.

Fuel Type	Max. Sulfur Content	Max. Ash Content	BTU Value

Emissions Data ***T-179***

Criteria Pollutants	Potential Emissions	
	PPH	TPY
Carbon Monoxide (CO)		
Nitrogen Oxides (NO_X)		
Lead (Pb)		
Particulate Matter ($PM_{2.5}$)		
Particulate Matter (PM_{10})		
Total Particulate Matter (TSP)		
Sulfur Dioxide (SO_2)		
Volatile Organic Compounds (VOC)		

Hazardous Air Pollutants	Potential Emissions	
	PPH	TPY

Regulated Pollutants other than Criteria and HAP	Potential Emissions	
	PPH	TPY

List the method(s) used to calculate the potential emissions (include dates of any stack tests conducted, versions of software used, source and dates of emission factors, etc.).

Emissions from this Emission Group are assigned to the major emitting process equipment. Emissions are calculated assuming 8760 hours of operation for most equipment. Emergency equipment emissions are based on 500 hours per year. Highest emitting products were chosen for each emission group, utilizing MON MACT standard batch requirements when appropriate. For tanks the highest throughput in the last three years was increased three times. This was the basis for the PTE. Emissions were calculated using ChemCAD, Essential EHS, Emission Master and/or other appropriate emission estimation models or calculation methodologies (USEPA's TANKS 4.0, WATER9, etc.). Methods take into account stack test results as appropriate.

Applicable Requirements ***T-179***

List all applicable requirements for this emission unit. For each applicable requirement, include the underlying rule/regulation citation and/or construction permit with the condition number. (*Note: Title V permit condition numbers alone are not the underlying applicable requirements*). If an emission limit is calculated based on the type of source and design capacity or if a standard is based on a design parameter, this information should also be included.

Emission Limits - 4.1.1, 4.1.20, 4.1.21, 4.1.22, ; 45CSR13 Permit R13-2338 4.1.1, ; 45CSR34, ; 40CFR63 Subpart FFFF,

Opacity Limits - NA

Operational Limits - 4.1.4, 4.1.23, 4.1.24, 4.1.25, 4.1.26, ; 45CSR13 Permit R13-2338 4.1.4,; 45CSR34 , ; 40CFR63 Subpart FFFF,

X Permit Shield

For all applicable requirements listed above, provide monitoring/testing/recordkeeping/reporting which shall be used to demonstrate compliance. If the method is based on a permit or rule, include the condition number or citation. (Note: Each requirement listed above must have an associated method of demonstrating compliance. If there is not already a required method in place, then a method must be proposed.)

Emission Limits - 4.1.7, 4.5.1, 4.4.3, 4.4.4; 45CSR13 Permit R13-2338 4.1.7, 4.5.1, 4.4.4, 4.4.5; ;

Opacity Limits - NA;

Operational Limits - 4.5.5,4.5.3, 4.1.10, ; 45CSR13 Permit R13-2338 4.1.22,4.5.3, 4.5.5, ; 45CSR34,; 40CFR63 Subpart FFFF,

Are you in compliance with all applicable requirements for this emission unit? X Yes ___No

If no, complete the **Schedule of Compliance Form** as **ATTACHMENT F**.

ATTACHMENT E - Emission Unit Form

Emission Unit Description		*Emission Group 103 & 104*
Emission unit ID number: T-773	**Emission unit name:** Dumpster	**List any control devices associated with this emission unit:** S-174
Provide a description of the emission unit (type, method of operation, design parameters, etc.): Tank		
Manufacturer: In House	**Model number:** NA	**Serial number:** NA
Construction date:	**Installation date:**	**Modification date(s):**
Design Capacity (examples: furnaces - tons/hr, tanks - gallons):		
Maximum Hourly Throughput: See Potential Emissions estimation method	**Maximum Annual Throughput:**	**Maximum Operating Schedule:** 8760
Fuel Usage Data **(fill out all applicable fields)**		
Does this emission unit combust fuel? ___ Yes ___X No		**If yes, is it?** ___ Indirect Fired ___ Direct Fired
Maximum design heat input and/or maximum horsepower rating:		**Type and Btu/hr rating of burners:**
List the primary fuel type(s) and if applicable, the secondary fuel type(s). For each fuel type listed, provide the maximum hourly and annual fuel usage for each.		

Describe each fuel expected to be used during the term of the permit.

Fuel Type	Max. Sulfur Content	Max. Ash Content	BTU Value

Emissions Data	***T-773***	
Criteria Pollutants	Potential Emissions	
	PPH	TPY
Carbon Monoxide (CO)		
Nitrogen Oxides (NO_X)		
Lead (Pb)		
Particulate Matter ($PM_{2.5}$)		
Particulate Matter (PM_{10})		
Total Particulate Matter (TSP)		
Sulfur Dioxide (SO_2)		
Volatile Organic Compounds (VOC)		
Hazardous Air Pollutants	Potential Emissions	
	PPH	TPY
Regulated Pollutants other than Criteria and HAP	Potential Emissions	
	PPH	TPY

List the method(s) used to calculate the potential emissions (include dates of any stack tests conducted, versions of software used, source and dates of emission factors, etc.).

Emissions from this Emission Group are assigned to the major emitting process equipment. Emissions are calculated assuming 8760 hours of operation for most equipment. Emergency equipment emissions are based on 500 hours per year. Highest emitting products were chosen for each emission group, utilizing MON MACT standard batch requirements when appropriate. For tanks the highest throughput in the last three years was increased three times. This was the basis for the PTE. Emissions were calculated using ChemCAD, Essential EHS, Emission Master and/or other appropriate emission estimation models or calculation methodologies (USEPA's TANKS 4.0, WATER9, etc.). Methods take into account stack test results as appropriate.

Applicable Requirements ***T-773***

List all applicable requirements for this emission unit. For each applicable requirement, include the underlying rule/regulation citation and/or construction permit with the condition number. (*Note: Title V permit condition numbers alone are not the underlying applicable requirements*). If an emission limit is calculated based on the type of source and design capacity or if a standard is based on a design parameter, this information should also be included.

Emission Limits - 4.1.1, 4.1.20, 4.1.21, 4.1.22, ; 45CSR13 Permit R13-2338 4.1.1, ; 45CSR34, ; 40CFR63 Subpart FFFF,

Opacity Limits - NA

Operational Limits - 4.1.4, 4.1.23, 4.1.24, 4.1.25, 4.1.26, ; 45CSR13 Permit R13-2338 4.1.4,; 45CSR34 , ; 40CFR63 Subpart FFFF,

X Permit Shield

For all applicable requirements listed above, provide monitoring/testing/recordkeeping/reporting which shall be used to demonstrate compliance. If the method is based on a permit or rule, include the condition number or citation. (Note: Each requirement listed above must have an associated method of demonstrating compliance. If there is not already a required method in place, then a method must be proposed.)

Emission Limits - 4.1.7, 4.5.1, 4.4.3, 4.4.4; 45CSR13 Permit R13-2338 4.1.7, 4.5.1, 4.4.4, 4.4.5;

Opacity Limits - NA;

Operational Limits - 4.5.5,4.5.3, 4.1.10, ; 45CSR13 Permit R13-2338 4.1.22,4.5.3, 4.5.5, ; 45CSR34,; 40CFR63 Subpart FFFF,

Are you in compliance with all applicable requirements for this emission unit? X Yes ___No

If no, complete the **Schedule of Compliance Form** as **ATTACHMENT F**.

ATTACHMENT E - Emission Unit Form

Emission Unit Description		*Emission Group 103 & 104*
Emission unit ID number: T-805	**Emission unit name:** Tank (Dumpster)	**List any control devices associated with this emission unit:** S-174
Provide a description of the emission unit (type, method of operation, design parameters, etc.): Tank		
Manufacturer: In House	**Model number:** NA	**Serial number:** NA
Construction date: 1968	**Installation date:**	**Modification date(s):**
Design Capacity (examples: furnaces - tons/hr, tanks - gallons): <20,000		
Maximum Hourly Throughput: See Potential Emissions estimation method	**Maximum Annual Throughput:**	**Maximum Operating Schedule:** 8760
Fuel Usage Data **(fill out all applicable fields)**		
Does this emission unit combust fuel? ___ Yes ___X No		**If yes, is it?** ___ Indirect Fired ___ Direct Fired
Maximum design heat input and/or maximum horsepower rating:		**Type and Btu/hr rating of burners:**
List the primary fuel type(s) and if applicable, the secondary fuel type(s). For each fuel type listed, provide the maximum hourly and annual fuel usage for each.		

Describe each fuel expected to be used during the term of the permit.

Fuel Type	Max. Sulfur Content	Max. Ash Content	BTU Value

Emissions Data	***T-805***	
Criteria Pollutants	Potential Emissions	
	PPH	TPY
Carbon Monoxide (CO)		
Nitrogen Oxides (NO_X)		
Lead (Pb)		
Particulate Matter ($PM_{2.5}$)		
Particulate Matter (PM_{10})		
Total Particulate Matter (TSP)		
Sulfur Dioxide (SO_2)		
Volatile Organic Compounds (VOC)		
Hazardous Air Pollutants	Potential Emissions	
	PPH	TPY
Regulated Pollutants other than Criteria and HAP	Potential Emissions	
	PPH	TPY

List the method(s) used to calculate the potential emissions (include dates of any stack tests conducted, versions of software used, source and dates of emission factors, etc.).

Emissions from this Emission Group are assigned to the major emitting process equipment. Emissions are calculated assuming 8760 hours of operation for most equipment. Emergency equipment emissions are based on 500 hours per year. Highest emitting products were chosen for each emission group, utilizing MON MACT standard batch requirements when appropriate. For tanks the highest throughput in the last three years was increased three times. This was the basis for the PTE. Emissions were calculated using ChemCAD, Essential EHS, Emission Master and/or other appropriate emission estimation models or calculation methodologies (USEPA's TANKS 4.0, WATER9, etc.). Methods take into account stack test results as appropriate.

Applicable Requirements ***T-805***

List all applicable requirements for this emission unit. For each applicable requirement, include the underlying rule/regulation citation and/or construction permit with the condition number. (*Note: Title V permit condition numbers alone are not the underlying applicable requirements*). If an emission limit is calculated based on the type of source and design capacity or if a standard is based on a design parameter, this information should also be included.

Emission Limits - 4.1.1, 4.1.20, 4.1.21, 4.1.22, ; 45CSR13 Permit R13-2338 4.1.1, ; 45CSR34, ; 40CFR63 Subpart FFFF,

Opacity Limits - NA

Operational Limits - 4.1.4, 4.1.23, 4.1.24, 4.1.25, 4.1.26, ; 45CSR13 Permit R13-2338 4.1.4,; 45CSR34 , ; 40CFR63 Subpart FFFF,

X Permit Shield

For all applicable requirements listed above, provide monitoring/testing/recordkeeping/reporting which shall be used to demonstrate compliance. If the method is based on a permit or rule, include the condition number or citation. (Note: Each requirement listed above must have an associated method of demonstrating compliance. If there is not already a required method in place, then a method must be proposed.)

Emission Limits - 4.1.7, 4.5.1, 4.4.3, 4.4.4; 45CSR13 Permit R13-2338 4.1.7, 4.5.1, 4.4.4, 4.4.5; ;

Opacity Limits - NA;

Operational Limits - 4.5.5,4.5.3, 4.1.10, ; 45CSR13 Permit R13-2338 4.1.22,4.5.3, 4.5.5, ; 45CSR34,; 40CFR63 Subpart FFFF,

Are you in compliance with all applicable requirements for this emission unit? X Yes ___No

If no, complete the **Schedule of Compliance Form** as **ATTACHMENT F**.

ATTACHMENT E - Emission Unit Form

Emission Unit Description		*Emission Group 103 & 104*
Emission unit ID number: T-806	**Emission unit name:** Tank (Dumpster)	**List any control devices associated with this emission unit:** S-174

Provide a description of the emission unit (type, method of operation, design parameters, etc.):

Tank

Manufacturer:	**Model number:**	**Serial number:**
In House	NA	NA
Construction date: 1968	**Installation date:**	**Modification date(s):**

Design Capacity (examples: furnaces - tons/hr, tanks - gallons):

<20,000

Maximum Hourly Throughput:	**Maximum Annual Throughput:**	**Maximum Operating Schedule:**
See Potential Emissions estimation method		8760

Fuel Usage Data **(fill out all applicable fields)**

Does this emission unit combust fuel? ___ Yes ___X No	**If yes, is it?** ___ Indirect Fired ___ Direct Fired
Maximum design heat input and/or maximum horsepower rating:	**Type and Btu/hr rating of burners:**

List the primary fuel type(s) and if applicable, the secondary fuel type(s). For each fuel type listed, provide the maximum hourly and annual fuel usage for each.

Describe each fuel expected to be used during the term of the permit.

Fuel Type	Max. Sulfur Content	Max. Ash Content	BTU Value

Emissions Data	***T-806***	
Criteria Pollutants	Potential Emissions	
	PPH	TPY
Carbon Monoxide (CO)		
Nitrogen Oxides (NO_X)		
Lead (Pb)		
Particulate Matter ($PM_{2.5}$)		
Particulate Matter (PM_{10})		
Total Particulate Matter (TSP)		
Sulfur Dioxide (SO_2)		
Volatile Organic Compounds (VOC)		
Hazardous Air Pollutants	Potential Emissions	
	PPH	TPY
Regulated Pollutants other than Criteria and HAP	Potential Emissions	
	PPH	TPY

List the method(s) used to calculate the potential emissions (include dates of any stack tests conducted, versions of software used, source and dates of emission factors, etc.).

Emissions from this Emission Group are assigned to the major emitting process equipment. Emissions are calculated assuming 8760 hours of operation for most equipment. Emergency equipment emissions are based on 500 hours per year. Highest emitting products were chosen for each emission group, utilizing MON MACT standard batch requirements when appropriate. For tanks the highest throughput in the last three years was increased three times. This was the basis for the PTE. Emissions were calculated using ChemCAD, Essential EHS, Emission Master and/or other appropriate emission estimation models or calculation methodologies (USEPA's TANKS 4.0, WATER9, etc.). Methods take into account stack test results as appropriate.

Applicable Requirements ***T-806***

List all applicable requirements for this emission unit. For each applicable requirement, include the underlying rule/regulation citation and/or construction permit with the condition number. (*Note: Title V permit condition numbers alone are not the underlying applicable requirements*). If an emission limit is calculated based on the type of source and design capacity or if a standard is based on a design parameter, this information should also be included.

Emission Limits - 4.1.1, 4.1.20, 4.1.21, 4.1.22, ; 45CSR13 Permit R13-2338 4.1.1, ; 45CSR34, ; 40CFR63 Subpart FFFF,

Opacity Limits - NA

Operational Limits - 4.1.4, 4.1.23, 4.1.24, 4.1.25, 4.1.26, ; 45CSR13 Permit R13-2338 4.1.4,; 45CSR34 , ; 40CFR63 Subpart FFFF,

X Permit Shield

For all applicable requirements listed above, provide monitoring/testing/recordkeeping/reporting which shall be used to demonstrate compliance. If the method is based on a permit or rule, include the condition number or citation. (Note: Each requirement listed above must have an associated method of demonstrating compliance. If there is not already a required method in place, then a method must be proposed.)

Emission Limits - 4.1.7, 4.5.1, 4.4.3, 4.4.4; 45CSR13 Permit R13-2338 4.1.7, 4.5.1, 4.4.4, 4.4.5; ;

Opacity Limits - NA;

Operational Limits - 4.5.5,4.5.3, 4.1.10, ; 45CSR13 Permit R13-2338 4.1.22,4.5.3, 4.5.5, ; 45CSR34,; 40CFR63 Subpart FFFF,

Are you in compliance with all applicable requirements for this emission unit? X Yes ___No

If no, complete the **Schedule of Compliance Form** as **ATTACHMENT F**.

ATTACHMENT E - Emission Unit Form

Emission Unit Description		*Emission Group 103 & 104*
Emission unit ID number: T-809	**Emission unit name:** Lights Tank	**List any control devices associated with this emission unit:** S-174
Provide a description of the emission unit (type, method of operation, design parameters, etc.): Tank		
Manufacturer: In House	**Model number:** NA	**Serial number:** NA
Construction date: 1968	**Installation date:**	**Modification date(s):**
Design Capacity (examples: furnaces - tons/hr, tanks - gallons):		
Maximum Hourly Throughput: See Potential Emissions estimation method	**Maximum Annual Throughput:**	**Maximum Operating Schedule:** 8760
Fuel Usage Data **(fill out all applicable fields)**		
Does this emission unit combust fuel? ___ Yes ___X No		**If yes, is it?** ___ Indirect Fired ___ Direct Fired
Maximum design heat input and/or maximum horsepower rating:		**Type and Btu/hr rating of burners:**
List the primary fuel type(s) and if applicable, the secondary fuel type(s). For each fuel type listed, provide the maximum hourly and annual fuel usage for each.		

Describe each fuel expected to be used during the term of the permit.

Fuel Type	Max. Sulfur Content	Max. Ash Content	BTU Value

Emissions Data	***T-809***	
Criteria Pollutants	Potential Emissions	
	PPH	TPY
Carbon Monoxide (CO)		
Nitrogen Oxides (NO_X)		
Lead (Pb)		
Particulate Matter ($PM_{2.5}$)		
Particulate Matter (PM_{10})		
Total Particulate Matter (TSP)		
Sulfur Dioxide (SO_2)		
Volatile Organic Compounds (VOC)		
Hazardous Air Pollutants	Potential Emissions	
	PPH	TPY
Regulated Pollutants other than Criteria and HAP	Potential Emissions	
	PPH	TPY

List the method(s) used to calculate the potential emissions (include dates of any stack tests conducted, versions of software used, source and dates of emission factors, etc.).

Emissions from this Emission Group are assigned to the major emitting process equipment. Emissions are calculated assuming 8760 hours of operation for most equipment. Emergency equipment emissions are based on 500 hours per year. Highest emitting products were chosen for each emission group, utilizing MON MACT standard batch requirements when appropriate. For tanks the highest throughput in the last three years was increased three times. This was the basis for the PTE. Emissions were calculated using ChemCAD, Essential EHS, Emission Master and/or other appropriate emission estimation models or calculation methodologies (USEPA's TANKS 4.0, WATER9, etc.). Methods take into account stack test results as appropriate.

Applicable Requirements ***T-809***

List all applicable requirements for this emission unit. For each applicable requirement, include the underlying rule/regulation citation and/or construction permit with the condition number. (*Note: Title V permit condition numbers alone are not the underlying applicable requirements*). If an emission limit is calculated based on the type of source and design capacity or if a standard is based on a design parameter, this information should also be included.

Emission Limits - 4.1.1, 4.1.20, 4.1.21, 4.1.22, ; 45CSR13 Permit R13-2338 4.1.1, ; 45CSR34, ; 40CFR63 Subpart FFFF,

Opacity Limits - NA

Operational Limits - 4.1.4, 4.1.23, 4.1.24, 4.1.25, 4.1.26, ; 45CSR13 Permit R13-2338 4.1.4,; 45CSR34 , ; 40CFR63 Subpart FFFF,

X Permit Shield

For all applicable requirements listed above, provide monitoring/testing/recordkeeping/reporting which shall be used to demonstrate compliance. If the method is based on a permit or rule, include the condition number or citation. (Note: Each requirement listed above must have an associated method of demonstrating compliance. If there is not already a required method in place, then a method must be proposed.)

Emission Limits - 4.1.7, 4.5.1, 4.4.3, 4.4.4; 45CSR13 Permit R13-2338 4.1.7, 4.5.1, 4.4.4, 4.4.5;

Opacity Limits - NA;

Operational Limits - 4.5.5,4.5.3, 4.1.10, ; 45CSR13 Permit R13-2338 4.1.22,4.5.3, 4.5.5, ; 45CSR34,; 40CFR63 Subpart FFFF,

Are you in compliance with all applicable requirements for this emission unit? X Yes ___No

If no, complete the **Schedule of Compliance Form** as **ATTACHMENT F**.

ATTACHMENT E - Emission Unit Form

Emission Unit Description		*Emission Group 103 & 104*
Emission unit ID number: T-812	**Emission unit name:** Knock-out Tank	**List any control devices associated with this emission unit:** S-174
Provide a description of the emission unit (type, method of operation, design parameters, etc.): Tank		
Manufacturer: In House	**Model number:** NA	**Serial number:** NA
Construction date: 1968	**Installation date:**	**Modification date(s):**
Design Capacity (examples: furnaces - tons/hr, tanks - gallons):		
Maximum Hourly Throughput: See Potential Emissions estimation method	**Maximum Annual Throughput:**	**Maximum Operating Schedule:** 8760
Fuel Usage Data **(fill out all applicable fields)**		
Does this emission unit combust fuel? ___ Yes ___X No		**If yes, is it?** ___ Indirect Fired ___ Direct Fired
Maximum design heat input and/or maximum horsepower rating:		**Type and Btu/hr rating of burners:**
List the primary fuel type(s) and if applicable, the secondary fuel type(s). For each fuel type listed, provide the maximum hourly and annual fuel usage for each.		

Describe each fuel expected to be used during the term of the permit.

Fuel Type	Max. Sulfur Content	Max. Ash Content	BTU Value

Emissions Data	***T-812***	
Criteria Pollutants	Potential Emissions	
	PPH	TPY
Carbon Monoxide (CO)		
Nitrogen Oxides (NO_X)		
Lead (Pb)		
Particulate Matter ($PM_{2.5}$)		
Particulate Matter (PM_{10})		
Total Particulate Matter (TSP)		
Sulfur Dioxide (SO_2)		
Volatile Organic Compounds (VOC)		
Hazardous Air Pollutants	Potential Emissions	
	PPH	TPY
Regulated Pollutants other than Criteria and HAP	Potential Emissions	
	PPH	TPY

List the method(s) used to calculate the potential emissions (include dates of any stack tests conducted, versions of software used, source and dates of emission factors, etc.).

Emissions from this Emission Group are assigned to the major emitting process equipment. Emissions are calculated assuming 8760 hours of operation for most equipment. Emergency equipment emissions are based on 500 hours per year. Highest emitting products were chosen for each emission group, utilizing MON MACT standard batch requirements when appropriate. For tanks the highest throughput in the last three years was increased three times. This was the basis for the PTE. Emissions were calculated using ChemCAD, Essential EHS, Emission Master and/or other appropriate emission estimation models or calculation methodologies (USEPA's TANKS 4.0, WATER9, etc.). Methods take into account stack test results as appropriate.

Applicable Requirements ***T-812***

List all applicable requirements for this emission unit. For each applicable requirement, include the underlying rule/regulation citation and/or construction permit with the condition number. (*Note: Title V permit condition numbers alone are not the underlying applicable requirements*). If an emission limit is calculated based on the type of source and design capacity or if a standard is based on a design parameter, this information should also be included.

Emission Limits - 4.1.1, 4.1.20, 4.1.21, 4.1.22, ; 45CSR13 Permit R13-2338 4.1.1, ; 45CSR34, ; 40CFR63 Subpart FFFF,

Opacity Limits - NA

Operational Limits - 4.1.4, 4.1.23, 4.1.24, 4.1.25, 4.1.26, ; 45CSR13 Permit R13-2338 4.1.4,; 45CSR34 , ; 40CFR63 Subpart FFFF,

X Permit Shield

For all applicable requirements listed above, provide monitoring/testing/recordkeeping/reporting which shall be used to demonstrate compliance. If the method is based on a permit or rule, include the condition number or citation. (Note: Each requirement listed above must have an associated method of demonstrating compliance. If there is not already a required method in place, then a method must be proposed.)

Emission Limits - 4.1.7, 4.5.1, 4.4.3, 4.4.4; 45CSR13 Permit R13-2338 4.1.7, 4.5.1, 4.4.4, 4.4.5;

Opacity Limits - NA;

Operational Limits - 4.5.5,4.5.3, 4.1.10, ; 45CSR13 Permit R13-2338 4.1.22,4.5.3, 4.5.5, ; 45CSR34,; 40CFR63 Subpart FFFF,

Are you in compliance with all applicable requirements for this emission unit? X Yes ___No

If no, complete the **Schedule of Compliance Form** as **ATTACHMENT F**.

ATTACHMENT E - Emission Unit Form

Emission Unit Description		*Emission Group 103 & 104*
Emission unit ID number: T-817	**Emission unit name:** Tank	**List any control devices associated with this emission unit:** NONE
Provide a description of the emission unit (type, method of operation, design parameters, etc.): Tank		
Manufacturer: In House	**Model number:** NA	**Serial number:** NA
Construction date: 1989	**Installation date:**	**Modification date(s):**
Design Capacity (examples: furnaces - tons/hr, tanks - gallons): <20,000		
Maximum Hourly Throughput: See Potential Emissions estimation method	**Maximum Annual Throughput:**	**Maximum Operating Schedule:** 8760
Fuel Usage Data **(fill out all applicable fields)**		
Does this emission unit combust fuel? ___ Yes ___X No		**If yes, is it?** ___ Indirect Fired ___ Direct Fired
Maximum design heat input and/or maximum horsepower rating:		**Type and Btu/hr rating of burners:**
List the primary fuel type(s) and if applicable, the secondary fuel type(s). For each fuel type listed, provide the maximum hourly and annual fuel usage for each.		

Describe each fuel expected to be used during the term of the permit.

Fuel Type	Max. Sulfur Content	Max. Ash Content	BTU Value

Emissions Data	***T-817***	
Criteria Pollutants	Potential Emissions	
	PPH	TPY
Carbon Monoxide (CO)		
Nitrogen Oxides (NO_X)		
Lead (Pb)		
Particulate Matter ($PM_{2.5}$)		
Particulate Matter (PM_{10})		
Total Particulate Matter (TSP)		
Sulfur Dioxide (SO_2)		
Volatile Organic Compounds (VOC)		
Hazardous Air Pollutants	Potential Emissions	
	PPH	TPY
Regulated Pollutants other than Criteria and HAP	Potential Emissions	
	PPH	TPY

List the method(s) used to calculate the potential emissions (include dates of any stack tests conducted, versions of software used, source and dates of emission factors, etc.).

Emissions from this Emission Group are assigned to the major emitting process equipment. Emissions are calculated assuming 8760 hours of operation for most equipment. Emergency equipment emissions are based on 500 hours per year. Highest emitting products were chosen for each emission group, utilizing MON MACT standard batch requirements when appropriate. For tanks the highest throughput in the last three years was increased three times. This was the basis for the PTE. Emissions were calculated using ChemCAD, Essential EHS, Emission Master and/or other appropriate emission estimation models or calculation methodologies (USEPA's TANKS 4.0, WATER9, etc.). Methods take into account stack test results as appropriate.

Applicable Requirements ***T-817***

List all applicable requirements for this emission unit. For each applicable requirement, include the underlying rule/regulation citation and/or construction permit with the condition number. (*Note: Title V permit condition numbers alone are not the underlying applicable requirements*). If an emission limit is calculated based on the type of source and design capacity or if a standard is based on a design parameter, this information should also be included.

Emission Limits - 4.1.1, 4.1.20, 4.1.21, 4.1.22, ; 45CSR13 Permit R13-2338 4.1.1, ; 45CSR34, ; 40CFR63 Subpart FFFF,

Opacity Limits - NA

Operational Limits - 4.1.4, 4.1.23, 4.1.24, 4.1.25, 4.1.26, ; 45CSR13 Permit R13-2338 4.1.4,; 45CSR34 , ; 40CFR63 Subpart FFFF,

X Permit Shield

For all applicable requirements listed above, provide monitoring/testing/recordkeeping/reporting which shall be used to demonstrate compliance. If the method is based on a permit or rule, include the condition number or citation. (Note: Each requirement listed above must have an associated method of demonstrating compliance. If there is not already a required method in place, then a method must be proposed.)

Emission Limits - 4.1.7, 4.5.1, 4.4.3, 4.4.4; 45CSR13 Permit R13-2338 4.1.7, 4.5.1, 4.4.4, 4.4.5; ;

Opacity Limits - NA;

Operational Limits - 4.5.5,4.5.3, 4.1.10, ; 45CSR13 Permit R13-2338 4.1.22,4.5.3, 4.5.5, ; 45CSR34,; 40CFR63 Subpart FFFF,

Are you in compliance with all applicable requirements for this emission unit? X Yes ___No

If no, complete the **Schedule of Compliance Form** as **ATTACHMENT F**.

ATTACHMENT E - Emission Unit Form

Emission Unit Description		*Emission Group 103 & 104*
Emission unit ID number: T-828	**Emission unit name:** Waste Oil Tank	**List any control devices associated with this emission unit:** S-174
Provide a description of the emission unit (type, method of operation, design parameters, etc.): Tank		
Manufacturer: In House	**Model number:** NA	**Serial number:** NA
Construction date: 1969	**Installation date:**	**Modification date(s):**
Design Capacity (examples: furnaces - tons/hr, tanks - gallons):		
Maximum Hourly Throughput: See Potential Emissions estimation method	**Maximum Annual Throughput:**	**Maximum Operating Schedule:** 8760
Fuel Usage Data **(fill out all applicable fields)**		
Does this emission unit combust fuel? ___ Yes ___X No		**If yes, is it?** ___ Indirect Fired ___ Direct Fired
Maximum design heat input and/or maximum horsepower rating:		**Type and Btu/hr rating of burners:**
List the primary fuel type(s) and if applicable, the secondary fuel type(s). For each fuel type listed, provide the maximum hourly and annual fuel usage for each.		

Describe each fuel expected to be used during the term of the permit.

Fuel Type	Max. Sulfur Content	Max. Ash Content	BTU Value

Emissions Data	***T-828***	
Criteria Pollutants	Potential Emissions	
	PPH	TPY
Carbon Monoxide (CO)		
Nitrogen Oxides (NO_X)		
Lead (Pb)		
Particulate Matter ($PM_{2.5}$)		
Particulate Matter (PM_{10})		
Total Particulate Matter (TSP)		
Sulfur Dioxide (SO_2)		
Volatile Organic Compounds (VOC)		
Hazardous Air Pollutants	Potential Emissions	
	PPH	TPY
Regulated Pollutants other than Criteria and HAP	Potential Emissions	
	PPH	TPY

List the method(s) used to calculate the potential emissions (include dates of any stack tests conducted, versions of software used, source and dates of emission factors, etc.).

Emissions from this Emission Group are assigned to the major emitting process equipment. Emissions are calculated assuming 8760 hours of operation for most equipment. Emergency equipment emissions are based on 500 hours per year. Highest emitting products were chosen for each emission group, utilizing MON MACT standard batch requirements when appropriate. For tanks the highest throughput in the last three years was increased three times. This was the basis for the PTE. Emissions were calculated using ChemCAD, Essential EHS, Emission Master and/or other appropriate emission estimation models or calculation methodologies (USEPA's TANKS 4.0, WATER9, etc.). Methods take into account stack test results as appropriate.

Applicable Requirements ***T-828***

List all applicable requirements for this emission unit. For each applicable requirement, include the underlying rule/regulation citation and/or construction permit with the condition number. (*Note: Title V permit condition numbers alone are not the underlying applicable requirements*). If an emission limit is calculated based on the type of source and design capacity or if a standard is based on a design parameter, this information should also be included.

Emission Limits - 4.1.1, 4.1.20, 4.1.21, 4.1.22, ; 45CSR13 Permit R13-2338 4.1.1, ; 45CSR34, ; 40CFR63 Subpart FFFF,

Opacity Limits - NA

Operational Limits - 4.1.4, 4.1.23, 4.1.24, 4.1.25, 4.1.26, ; 45CSR13 Permit R13-2338 4.1.4,; 45CSR34 , ; 40CFR63 Subpart FFFF,

X Permit Shield

For all applicable requirements listed above, provide monitoring/testing/recordkeeping/reporting which shall be used to demonstrate compliance. If the method is based on a permit or rule, include the condition number or citation. (Note: Each requirement listed above must have an associated method of demonstrating compliance. If there is not already a required method in place, then a method must be proposed.)

Emission Limits - 4.1.7, 4.5.1, 4.4.3, 4.4.4; 45CSR13 Permit R13-2338 4.1.7, 4.5.1, 4.4.4, 4.4.5;

Opacity Limits - NA;

Operational Limits - 4.5.5,4.5.3, 4.1.10, ; 45CSR13 Permit R13-2338 4.1.22,4.5.3, 4.5.5, ; 45CSR34,; 40CFR63 Subpart FFFF,

Are you in compliance with all applicable requirements for this emission unit? X Yes ___No

If no, complete the **Schedule of Compliance Form** as **ATTACHMENT F**.

ATTACHMENT E - Emission Unit Form

Emission Unit Description		*Emission Group 103 & 104*
Emission unit ID number: T-830	**Emission unit name:** Tank	**List any control devices associated with this emission unit:** NONE
Provide a description of the emission unit (type, method of operation, design parameters, etc.): Tank		
Manufacturer: In House	**Model number:** NA	**Serial number:** NA
Construction date: 1969	**Installation date:**	**Modification date(s):**
Design Capacity (examples: furnaces - tons/hr, tanks - gallons): <20,000		
Maximum Hourly Throughput: See Potential Emissions estimation method	**Maximum Annual Throughput:**	**Maximum Operating Schedule:** 8760
Fuel Usage Data **(fill out all applicable fields)**		
Does this emission unit combust fuel? ___ Yes ___X No		**If yes, is it?** ___ Indirect Fired ___ Direct Fired
Maximum design heat input and/or maximum horsepower rating:		**Type and Btu/hr rating of burners:**
List the primary fuel type(s) and if applicable, the secondary fuel type(s). For each fuel type listed, provide the maximum hourly and annual fuel usage for each.		

Describe each fuel expected to be used during the term of the permit.

Fuel Type	Max. Sulfur Content	Max. Ash Content	BTU Value

Emissions Data	***T-830***	
Criteria Pollutants	Potential Emissions	
	PPH	TPY
Carbon Monoxide (CO)		
Nitrogen Oxides (NO_X)		
Lead (Pb)		
Particulate Matter ($PM_{2.5}$)		
Particulate Matter (PM_{10})		
Total Particulate Matter (TSP)		
Sulfur Dioxide (SO_2)		
Volatile Organic Compounds (VOC)		
Hazardous Air Pollutants	Potential Emissions	
	PPH	TPY
Regulated Pollutants other than Criteria and HAP	Potential Emissions	
	PPH	TPY

List the method(s) used to calculate the potential emissions (include dates of any stack tests conducted, versions of software used, source and dates of emission factors, etc.).

Emissions from this Emission Group are assigned to the major emitting process equipment. Emissions are calculated assuming 8760 hours of operation for most equipment. Emergency equipment emissions are based on 500 hours per year. Highest emitting products were chosen for each emission group, utilizing MON MACT standard batch requirements when appropriate. For tanks the highest throughput in the last three years was increased three times. This was the basis for the PTE. Emissions were calculated using ChemCAD, Essential EHS, Emission Master and/or other appropriate emission estimation models or calculation methodologies (USEPA's TANKS 4.0, WATER9, etc.). Methods take into account stack test results as appropriate.

Applicable Requirements ***T-830***

List all applicable requirements for this emission unit. For each applicable requirement, include the underlying rule/regulation citation and/or construction permit with the condition number. (*Note: Title V permit condition numbers alone are not the underlying applicable requirements*). If an emission limit is calculated based on the type of source and design capacity or if a standard is based on a design parameter, this information should also be included.

Emission Limits - 4.1.1, 4.1.20, 4.1.21, 4.1.22, ; 45CSR13 Permit R13-2338 4.1.1, ; 45CSR34, ; 40CFR63 Subpart FFFF,

Opacity Limits - NA

Operational Limits - 4.1.4, 4.1.23, 4.1.24, 4.1.25, 4.1.26, ; 45CSR13 Permit R13-2338 4.1.4,; 45CSR34 , ; 40CFR63 Subpart FFFF,

X Permit Shield

For all applicable requirements listed above, provide monitoring/testing/recordkeeping/reporting which shall be used to demonstrate compliance. If the method is based on a permit or rule, include the condition number or citation. (Note: Each requirement listed above must have an associated method of demonstrating compliance. If there is not already a required method in place, then a method must be proposed.)

Emission Limits - 4.1.7, 4.5.1, 4.4.3, 4.4.4; 45CSR13 Permit R13-2338 4.1.7, 4.5.1, 4.4.4, 4.4.5; ;

Opacity Limits - NA;

Operational Limits - 4.5.5,4.5.3, 4.1.10, ; 45CSR13 Permit R13-2338 4.1.22,4.5.3, 4.5.5, ; 45CSR34,; 40CFR63 Subpart FFFF,

Are you in compliance with all applicable requirements for this emission unit? X Yes ___No

If no, complete the **Schedule of Compliance Form** as **ATTACHMENT F**.

ATTACHMENT E - Emission Unit Form

Emission Unit Description		*Emission Group 103 & 104*
Emission unit ID number: T-895	**Emission unit name:** Dumpster	**List any control devices associated with this emission unit:** S-174
Provide a description of the emission unit (type, method of operation, design parameters, etc.): Tank		
Manufacturer: In House	**Model number:** NA	**Serial number:** NA
Construction date: 1974	**Installation date:**	**Modification date(s):**
Design Capacity (examples: furnaces - tons/hr, tanks - gallons):		
Maximum Hourly Throughput: See Potential Emissions estimation method	**Maximum Annual Throughput:**	**Maximum Operating Schedule:** 8760
Fuel Usage Data **(fill out all applicable fields)**		
Does this emission unit combust fuel? ___ Yes ___X No		**If yes, is it?** ___ Indirect Fired ___ Direct Fired
Maximum design heat input and/or maximum horsepower rating:		**Type and Btu/hr rating of burners:**
List the primary fuel type(s) and if applicable, the secondary fuel type(s). For each fuel type listed, provide the maximum hourly and annual fuel usage for each.		

Describe each fuel expected to be used during the term of the permit.

Fuel Type	Max. Sulfur Content	Max. Ash Content	BTU Value

Emissions Data	***T-895***	
Criteria Pollutants	Potential Emissions	
	PPH	TPY
Carbon Monoxide (CO)		
Nitrogen Oxides (NO_X)		
Lead (Pb)		
Particulate Matter ($PM_{2.5}$)		
Particulate Matter (PM_{10})		
Total Particulate Matter (TSP)		
Sulfur Dioxide (SO_2)		
Volatile Organic Compounds (VOC)		
Hazardous Air Pollutants	Potential Emissions	
	PPH	TPY
Regulated Pollutants other than Criteria and HAP	Potential Emissions	
	PPH	TPY

List the method(s) used to calculate the potential emissions (include dates of any stack tests conducted, versions of software used, source and dates of emission factors, etc.).

Emissions from this Emission Group are assigned to the major emitting process equipment. Emissions are calculated assuming 8760 hours of operation for most equipment. Emergency equipment emissions are based on 500 hours per year. Highest emitting products were chosen for each emission group, utilizing MON MACT standard batch requirements when appropriate. For tanks the highest throughput in the last three years was increased three times. This was the basis for the PTE. Emissions were calculated using ChemCAD, Essential EHS, Emission Master and/or other appropriate emission estimation models or calculation methodologies (USEPA's TANKS 4.0, WATER9, etc.). Methods take into account stack test results as appropriate.

Applicable Requirements ***T-895***

List all applicable requirements for this emission unit. For each applicable requirement, include the underlying rule/regulation citation and/or construction permit with the condition number. (*Note: Title V permit condition numbers alone are not the underlying applicable requirements*). If an emission limit is calculated based on the type of source and design capacity or if a standard is based on a design parameter, this information should also be included.

Emission Limits - 4.1.1, 4.1.20, 4.1.21, 4.1.22, ; 45CSR13 Permit R13-2338 4.1.1, ; 45CSR34, ; 40CFR63 Subpart FFFF,

Opacity Limits - NA

Operational Limits - 4.1.4, 4.1.23, 4.1.24, 4.1.25, 4.1.26, ; 45CSR13 Permit R13-2338 4.1.4,; 45CSR34 , ; 40CFR63 Subpart FFFF,

X Permit Shield

For all applicable requirements listed above, provide monitoring/testing/recordkeeping/reporting which shall be used to demonstrate compliance. If the method is based on a permit or rule, include the condition number or citation. (Note: Each requirement listed above must have an associated method of demonstrating compliance. If there is not already a required method in place, then a method must be proposed.)

Emission Limits - 4.1.7, 4.5.1, 4.4.3, 4.4.4; 45CSR13 Permit R13-2338 4.1.7, 4.5.1, 4.4.4, 4.4.5;

Opacity Limits - NA;

Operational Limits - 4.5.5,4.5.3, 4.1.10, ; 45CSR13 Permit R13-2338 4.1.22,4.5.3, 4.5.5, ; 45CSR34,; 40CFR63 Subpart FFFF,

Are you in compliance with all applicable requirements for this emission unit? X Yes ___No

If no, complete the **Schedule of Compliance Form** as **ATTACHMENT F**.

ATTACHMENT E - Emission Unit Form

Emission Unit Description		*Emission Group 103 & 104*
Emission unit ID number: T-1126	**Emission unit name:** Tank (Dumpster)	**List any control devices associated with this emission unit:** S-174
Provide a description of the emission unit (type, method of operation, design parameters, etc.): Tank		
Manufacturer: In House	**Model number:** NA	**Serial number:** NA
Construction date: 1976	**Installation date:**	**Modification date(s):**
Design Capacity (examples: furnaces - tons/hr, tanks - gallons): <20,000		
Maximum Hourly Throughput: See Potential Emissions estimation method	**Maximum Annual Throughput:**	**Maximum Operating Schedule:** 8760
Fuel Usage Data **(fill out all applicable fields)**		
Does this emission unit combust fuel? ___ Yes ___X No		**If yes, is it?** ___ Indirect Fired ___ Direct Fired
Maximum design heat input and/or maximum horsepower rating:		**Type and Btu/hr rating of burners:**
List the primary fuel type(s) and if applicable, the secondary fuel type(s). For each fuel type listed, provide the maximum hourly and annual fuel usage for each.		

Describe each fuel expected to be used during the term of the permit.

Fuel Type	Max. Sulfur Content	Max. Ash Content	BTU Value

Emissions Data	***T-1126***	
Criteria Pollutants	Potential Emissions	
	PPH	TPY
Carbon Monoxide (CO)		
Nitrogen Oxides (NO_X)		
Lead (Pb)		
Particulate Matter ($PM_{2.5}$)		
Particulate Matter (PM_{10})		
Total Particulate Matter (TSP)		
Sulfur Dioxide (SO_2)		
Volatile Organic Compounds (VOC)		
Hazardous Air Pollutants	Potential Emissions	
	PPH	TPY
Regulated Pollutants other than Criteria and HAP	Potential Emissions	
	PPH	TPY

List the method(s) used to calculate the potential emissions (include dates of any stack tests conducted, versions of software used, source and dates of emission factors, etc.).

Emissions from this Emission Group are assigned to the major emitting process equipment. Emissions are calculated assuming 8760 hours of operation for most equipment. Emergency equipment emissions are based on 500 hours per year. Highest emitting products were chosen for each emission group, utilizing MON MACT standard batch requirements when appropriate. For tanks the highest throughput in the last three years was increased three times. This was the basis for the PTE. Emissions were calculated using ChemCAD, Essential EHS, Emission Master and/or other appropriate emission estimation models or calculation methodologies (USEPA's TANKS 4.0, WATER9, etc.). Methods take into account stack test results as appropriate.

Applicable Requirements ***T-1126***

List all applicable requirements for this emission unit. For each applicable requirement, include the underlying rule/regulation citation and/or construction permit with the condition number. (*Note: Title V permit condition numbers alone are not the underlying applicable requirements*). If an emission limit is calculated based on the type of source and design capacity or if a standard is based on a design parameter, this information should also be included.

Emission Limits - 4.1.1, 4.1.20, 4.1.21, 4.1.22, ; 45CSR13 Permit R13-2338 4.1.1, ; 45CSR34, ; 40CFR63 Subpart FFFF,

Opacity Limits - NA

Operational Limits - 4.1.4, 4.1.23, 4.1.24, 4.1.25, 4.1.26, ; 45CSR13 Permit R13-2338 4.1.4,; 45CSR34 , ; 40CFR63 Subpart FFFF,

X Permit Shield

For all applicable requirements listed above, provide monitoring/testing/recordkeeping/reporting which shall be used to demonstrate compliance. If the method is based on a permit or rule, include the condition number or citation. (Note: Each requirement listed above must have an associated method of demonstrating compliance. If there is not already a required method in place, then a method must be proposed.)

Emission Limits - 4.1.7, 4.5.1, 4.4.3, 4.4.4; 45CSR13 Permit R13-2338 4.1.7, 4.5.1, 4.4.4, 4.4.5; ;

Opacity Limits - NA;

Operational Limits - 4.5.5,4.5.3, 4.1.10, ; 45CSR13 Permit R13-2338 4.1.22,4.5.3, 4.5.5, ; 45CSR34,; 40CFR63 Subpart FFFF,

Are you in compliance with all applicable requirements for this emission unit? X Yes ___No

If no, complete the **Schedule of Compliance Form** as **ATTACHMENT F**.

ATTACHMENT E - Emission Unit Form

Emission Unit Description		*Emission Group 103 & 104*
Emission unit ID number: T-1127	**Emission unit name:** Tank (Dumpster)	**List any control devices associated with this emission unit:** S-174
Provide a description of the emission unit (type, method of operation, design parameters, etc.): Tank		
Manufacturer: In House	**Model number:** NA	**Serial number:** NA
Construction date: 1976	**Installation date:**	**Modification date(s):**
Design Capacity (examples: furnaces - tons/hr, tanks - gallons): <20,000		
Maximum Hourly Throughput: See Potential Emissions estimation method	**Maximum Annual Throughput:**	**Maximum Operating Schedule:** 8760
Fuel Usage Data **(fill out all applicable fields)**		
Does this emission unit combust fuel? ___ Yes ___X No		**If yes, is it?** ___ Indirect Fired ___ Direct Fired
Maximum design heat input and/or maximum horsepower rating:		**Type and Btu/hr rating of burners:**
List the primary fuel type(s) and if applicable, the secondary fuel type(s). For each fuel type listed, provide the maximum hourly and annual fuel usage for each.		

Describe each fuel expected to be used during the term of the permit.

Fuel Type	Max. Sulfur Content	Max. Ash Content	BTU Value

Emissions Data ***T-1127***

Criteria Pollutants	Potential Emissions	
	PPH	TPY
Carbon Monoxide (CO)		
Nitrogen Oxides (NO_X)		
Lead (Pb)		
Particulate Matter ($PM_{2.5}$)		
Particulate Matter (PM_{10})		
Total Particulate Matter (TSP)		
Sulfur Dioxide (SO_2)		
Volatile Organic Compounds (VOC)		

Hazardous Air Pollutants	Potential Emissions	
	PPH	TPY

Regulated Pollutants other than Criteria and HAP	Potential Emissions	
	PPH	TPY

List the method(s) used to calculate the potential emissions (include dates of any stack tests conducted, versions of software used, source and dates of emission factors, etc.).

Emissions from this Emission Group are assigned to the major emitting process equipment. Emissions are calculated assuming 8760 hours of operation for most equipment. Emergency equipment emissions are based on 500 hours per year. Highest emitting products were chosen for each emission group, utilizing MON MACT standard batch requirements when appropriate. For tanks the highest throughput in the last three years was increased three times. This was the basis for the PTE. Emissions were calculated using ChemCAD, Essential EHS, Emission Master and/or other appropriate emission estimation models or calculation methodologies (USEPA's TANKS 4.0, WATER9, etc.). Methods take into account stack test results as appropriate.

Applicable Requirements ***T-1127***

List all applicable requirements for this emission unit. For each applicable requirement, include the underlying rule/regulation citation and/or construction permit with the condition number. (*Note: Title V permit condition numbers alone are not the underlying applicable requirements*). If an emission limit is calculated based on the type of source and design capacity or if a standard is based on a design parameter, this information should also be included.

Emission Limits - 4.1.1, 4.1.20, 4.1.21, 4.1.22, ; 45CSR13 Permit R13-2338 4.1.1, ; 45CSR34, ; 40CFR63 Subpart FFFF,

Opacity Limits - NA

Operational Limits - 4.1.4, 4.1.23, 4.1.24, 4.1.25, 4.1.26, ; 45CSR13 Permit R13-2338 4.1.4,; 45CSR34 , ; 40CFR63 Subpart FFFF,

X Permit Shield

For all applicable requirements listed above, provide monitoring/testing/recordkeeping/reporting which shall be used to demonstrate compliance. If the method is based on a permit or rule, include the condition number or citation. (Note: Each requirement listed above must have an associated method of demonstrating compliance. If there is not already a required method in place, then a method must be proposed.)

Emission Limits - 4.1.7, 4.5.1, 4.4.3, 4.4.4; 45CSR13 Permit R13-2338 4.1.7, 4.5.1, 4.4.4, 4.4.5; ;

Opacity Limits - NA;

Operational Limits - 4.5.5,4.5.3, 4.1.10, ; 45CSR13 Permit R13-2338 4.1.22,4.5.3, 4.5.5, ; 45CSR34,; 40CFR63 Subpart FFFF,

Are you in compliance with all applicable requirements for this emission unit? X Yes ___No

If no, complete the **Schedule of Compliance Form** as **ATTACHMENT F**.

ATTACHMENT E - Emission Unit Form

Emission Unit Description		*Emission Group 105*
Emission unit ID number: C-180	**Emission unit name:** Compressor	**List any control devices associated with this emission unit:** S-205, E-1353
Provide a description of the emission unit (type, method of operation, design parameters, etc.): Compressor		
Manufacturer: In House	**Model number:** NA	**Serial number:** NA
Construction date:	**Installation date:**	**Modification date(s):**
Design Capacity (examples: furnaces - tons/hr, tanks - gallons):		
Maximum Hourly Throughput: See Potential Emissions estimation method	**Maximum Annual Throughput:**	**Maximum Operating Schedule:** 8760
Fuel Usage Data **(fill out all applicable fields)**		
Does this emission unit combust fuel? ___ Yes ___X No		**If yes, is it?** ___ Indirect Fired ___ Direct Fired
Maximum design heat input and/or maximum horsepower rating:		**Type and Btu/hr rating of burners:**
List the primary fuel type(s) and if applicable, the secondary fuel type(s). For each fuel type listed, provide the maximum hourly and annual fuel usage for each.		

Describe each fuel expected to be used during the term of the permit.

Fuel Type	Max. Sulfur Content	Max. Ash Content	BTU Value

Emissions Data ***C-180***

Criteria Pollutants	Potential Emissions	
	PPH	TPY
Carbon Monoxide (CO)		
Nitrogen Oxides (NO_X)		
Lead (Pb)		
Particulate Matter ($PM_{2.5}$)		
Particulate Matter (PM_{10})		
Total Particulate Matter (TSP)		
Sulfur Dioxide (SO_2)		
Volatile Organic Compounds (VOC)		

Hazardous Air Pollutants	Potential Emissions	
	PPH	TPY

Regulated Pollutants other than Criteria and HAP	Potential Emissions	
	PPH	TPY

List the method(s) used to calculate the potential emissions (include dates of any stack tests conducted, versions of software used, source and dates of emission factors, etc.).

Emissions from this Emission Group are assigned to the major emitting process equipment. Emissions are calculated assuming 8760 hours of operation for most equipment. Emergency equipment emissions are based on 500 hours per year. Highest emitting products were chosen for each emission group, utilizing MON MACT standard batch requirements when appropriate. For tanks the highest throughput in the last three years was increased three times. This was the basis for the PTE. Emissions were calculated using ChemCAD, Essential EHS, Emission Master and/or other appropriate emission estimation models or calculation methodologies (USEPA's TANKS 4.0, WATER9, etc.). Methods take into account stack test results as appropriate.

Applicable Requirements ***C-180***

List all applicable requirements for this emission unit. For each applicable requirement, include the underlying rule/regulation citation and/or construction permit with the condition number. (*Note: Title V permit condition numbers alone are not the underlying applicable requirements*). If an emission limit is calculated based on the type of source and design capacity or if a standard is based on a design parameter, this information should also be included.

Emission Limits - 4.1.1, 4.1.20, 4.1.21, 4.1.22, ; 45CSR13 Permit R13-2338 4.1.1, ; 45CSR34, ; 40CFR63 Subpart FFFF,

Opacity Limits - NA

Operational Limits - 4.1.4, 4.1.23, 4.1.24, 4.1.25, 4.1.26, ; 45CSR13 Permit R13-2338 4.1.4,; 45CSR34 , ; 40CFR63 Subpart FFFF,

X Permit Shield

For all applicable requirements listed above, provide monitoring/testing/recordkeeping/reporting which shall be used to demonstrate compliance. If the method is based on a permit or rule, include the condition number or citation. (Note: Each requirement listed above must have an associated method of demonstrating compliance. If there is not already a required method in place, then a method must be proposed.)

Emission Limits - 4.1.7, 4.5.1, 4.4.3, 4.4.4; 45CSR13 Permit R13-2338 4.1.7, 4.5.1, 4.4.4, 4.4.5;

Opacity Limits - NA;

Operational Limits - 4.5.5,4.5.3, 4.1.10, ; 45CSR13 Permit R13-2338 4.1.22,4.5.3, 4.5.5, ; 45CSR34,; 40CFR63 Subpart FFFF,

Are you in compliance with all applicable requirements for this emission unit? X Yes ___No

If no, complete the **Schedule of Compliance Form** as **ATTACHMENT F**.

ATTACHMENT E - Emission Unit Form

Emission Unit Description		*Emission Group 105*
Emission unit ID number: C-463	**Emission unit name:** Compressor	**List any control devices associated with this emission unit:** S-205, E-1353
Provide a description of the emission unit (type, method of operation, design parameters, etc.): Compressor		
Manufacturer: In House	**Model number:** NA	**Serial number:** NA
Construction date:	**Installation date:**	**Modification date(s):**
Design Capacity (examples: furnaces - tons/hr, tanks - gallons):		
Maximum Hourly Throughput: See Potential Emissions estimation method	**Maximum Annual Throughput:**	**Maximum Operating Schedule:** 8760
Fuel Usage Data **(fill out all applicable fields)**		
Does this emission unit combust fuel? ___ Yes ___X No		**If yes, is it?** ___ Indirect Fired ___ Direct Fired
Maximum design heat input and/or maximum horsepower rating:		**Type and Btu/hr rating of burners:**
List the primary fuel type(s) and if applicable, the secondary fuel type(s). For each fuel type listed, provide the maximum hourly and annual fuel usage for each.		

Describe each fuel expected to be used during the term of the permit.

Fuel Type	Max. Sulfur Content	Max. Ash Content	BTU Value

Emissions Data ***C-463***

Criteria Pollutants	Potential Emissions	
	PPH	TPY
Carbon Monoxide (CO)		
Nitrogen Oxides (NO_X)		
Lead (Pb)		
Particulate Matter ($PM_{2.5}$)		
Particulate Matter (PM_{10})		
Total Particulate Matter (TSP)		
Sulfur Dioxide (SO_2)		
Volatile Organic Compounds (VOC)		

Hazardous Air Pollutants	Potential Emissions	
	PPH	TPY

Regulated Pollutants other than Criteria and HAP	Potential Emissions	
	PPH	TPY

List the method(s) used to calculate the potential emissions (include dates of any stack tests conducted, versions of software used, source and dates of emission factors, etc.).

Emissions from this Emission Group are assigned to the major emitting process equipment. Emissions are calculated assuming 8760 hours of operation for most equipment. Emergency equipment emissions are based on 500 hours per year. Highest emitting products were chosen for each emission group, utilizing MON MACT standard batch requirements when appropriate. For tanks the highest throughput in the last three years was increased three times. This was the basis for the PTE. Emissions were calculated using ChemCAD, Essential EHS, Emission Master and/or other appropriate emission estimation models or calculation methodologies (USEPA's TANKS 4.0, WATER9, etc.). Methods take into account stack test results as appropriate.

Applicable Requirements ***C-463***

List all applicable requirements for this emission unit. For each applicable requirement, include the underlying rule/regulation citation and/or construction permit with the condition number. (*Note: Title V permit condition numbers alone are not the underlying applicable requirements*). If an emission limit is calculated based on the type of source and design capacity or if a standard is based on a design parameter, this information should also be included.

Emission Limits - 4.1.1, 4.1.20, 4.1.21, 4.1.22, ; 45CSR13 Permit R13-2338 4.1.1, ; 45CSR34, ; 40CFR63 Subpart FFFF,

Opacity Limits - NA

Operational Limits - 4.1.4, 4.1.23, 4.1.24, 4.1.25, 4.1.26, ; 45CSR13 Permit R13-2338 4.1.4,; 45CSR34 , ; 40CFR63 Subpart FFFF,

X Permit Shield

For all applicable requirements listed above, provide monitoring/testing/recordkeeping/reporting which shall be used to demonstrate compliance. If the method is based on a permit or rule, include the condition number or citation. (Note: Each requirement listed above must have an associated method of demonstrating compliance. If there is not already a required method in place, then a method must be proposed.)

Emission Limits - 4.1.7, 4.5.1, 4.4.3, 4.4.4; 45CSR13 Permit R13-2338 4.1.7, 4.5.1, 4.4.4, 4.4.5;

Opacity Limits - NA;

Operational Limits - 4.5.5,4.5.3, 4.1.10, ; 45CSR13 Permit R13-2338 4.1.22,4.5.3, 4.5.5, ; 45CSR34,; 40CFR63 Subpart FFFF,

Are you in compliance with all applicable requirements for this emission unit? X Yes ___No

If no, complete the **Schedule of Compliance Form** as **ATTACHMENT F**.

ATTACHMENT E - Emission Unit Form

Emission Unit Description		*Emission Group 105*
Emission unit ID number: C-465	**Emission unit name:** Compressor	**List any control devices associated with this emission unit:** S-205, E-1353
Provide a description of the emission unit (type, method of operation, design parameters, etc.): Compressor		
Manufacturer: In House	**Model number:** NA	**Serial number:** NA
Construction date:	**Installation date:**	**Modification date(s):**
Design Capacity (examples: furnaces - tons/hr, tanks - gallons):		
Maximum Hourly Throughput: See Potential Emissions estimation method	**Maximum Annual Throughput:**	**Maximum Operating Schedule:** 8760
Fuel Usage Data **(fill out all applicable fields)**		
Does this emission unit combust fuel? ___ Yes ___X No		**If yes, is it?** ___ Indirect Fired ___ Direct Fired
Maximum design heat input and/or maximum horsepower rating:		**Type and Btu/hr rating of burners:**
List the primary fuel type(s) and if applicable, the secondary fuel type(s). For each fuel type listed, provide the maximum hourly and annual fuel usage for each.		

Describe each fuel expected to be used during the term of the permit.

Fuel Type	Max. Sulfur Content	Max. Ash Content	BTU Value

Emissions Data ***C-465***

Criteria Pollutants	Potential Emissions	
	PPH	TPY
Carbon Monoxide (CO)		
Nitrogen Oxides (NO_X)		
Lead (Pb)		
Particulate Matter ($PM_{2.5}$)		
Particulate Matter (PM_{10})		
Total Particulate Matter (TSP)		
Sulfur Dioxide (SO_2)		
Volatile Organic Compounds (VOC)		

Hazardous Air Pollutants	Potential Emissions	
	PPH	TPY

Regulated Pollutants other than Criteria and HAP	Potential Emissions	
	PPH	TPY

List the method(s) used to calculate the potential emissions (include dates of any stack tests conducted, versions of software used, source and dates of emission factors, etc.).

Emissions from this Emission Group are assigned to the major emitting process equipment. Emissions are calculated assuming 8760 hours of operation for most equipment. Emergency equipment emissions are based on 500 hours per year. Highest emitting products were chosen for each emission group, utilizing MON MACT standard batch requirements when appropriate. For tanks the highest throughput in the last three years was increased three times. This was the basis for the PTE. Emissions were calculated using ChemCAD, Essential EHS, Emission Master and/or other appropriate emission estimation models or calculation methodologies (USEPA's TANKS 4.0, WATER9, etc.). Methods take into account stack test results as appropriate.

Applicable Requirements ***C-465***

List all applicable requirements for this emission unit. For each applicable requirement, include the underlying rule/regulation citation and/or construction permit with the condition number. (*Note: Title V permit condition numbers alone are not the underlying applicable requirements*). If an emission limit is calculated based on the type of source and design capacity or if a standard is based on a design parameter, this information should also be included.

Emission Limits - 4.1.1, 4.1.20, 4.1.21, 4.1.22, ; 45CSR13 Permit R13-2338 4.1.1, ; 45CSR34, ; 40CFR63 Subpart FFFF,

Opacity Limits - NA

Operational Limits - 4.1.4, 4.1.23, 4.1.24, 4.1.25, 4.1.26, ; 45CSR13 Permit R13-2338 4.1.4,; 45CSR34 , ; 40CFR63 Subpart FFFF,

X Permit Shield

For all applicable requirements listed above, provide monitoring/testing/recordkeeping/reporting which shall be used to demonstrate compliance. If the method is based on a permit or rule, include the condition number or citation. (Note: Each requirement listed above must have an associated method of demonstrating compliance. If there is not already a required method in place, then a method must be proposed.)

Emission Limits - 4.1.7, 4.5.1, 4.4.3, 4.4.4; 45CSR13 Permit R13-2338 4.1.7, 4.5.1, 4.4.4, 4.4.5;

Opacity Limits - NA;

Operational Limits - 4.5.5,4.5.3, 4.1.10, ; 45CSR13 Permit R13-2338 4.1.22,4.5.3, 4.5.5, ; 45CSR34,; 40CFR63 Subpart FFFF,

Are you in compliance with all applicable requirements for this emission unit? X Yes ___No

If no, complete the **Schedule of Compliance Form** as **ATTACHMENT F**.

ATTACHMENT E - Emission Unit Form

Emission Unit Description		*Emission Group 105*
Emission unit ID number: E-619	**Emission unit name:** Dryer	**List any control devices associated with this emission unit:** NA
Provide a description of the emission unit (type, method of operation, design parameters, etc.): Dryer		
Manufacturer: In House	**Model number:** NA	**Serial number:** NA
Construction date:	**Installation date:**	**Modification date(s):**
Design Capacity (examples: furnaces - tons/hr, tanks - gallons):		
Maximum Hourly Throughput: See Potential Emissions estimation method	**Maximum Annual Throughput:**	**Maximum Operating Schedule:** 8760
Fuel Usage Data **(fill out all applicable fields)**		
Does this emission unit combust fuel? ___ Yes ___X No		**If yes, is it?** ___ Indirect Fired ___ Direct Fired
Maximum design heat input and/or maximum horsepower rating:		**Type and Btu/hr rating of burners:**
List the primary fuel type(s) and if applicable, the secondary fuel type(s). For each fuel type listed, provide the maximum hourly and annual fuel usage for each.		

Describe each fuel expected to be used during the term of the permit.

Fuel Type	Max. Sulfur Content	Max. Ash Content	BTU Value

Emissions Data ***E-619***

Criteria Pollutants	Potential Emissions	
	PPH	TPY
Carbon Monoxide (CO)		
Nitrogen Oxides (NO_X)		
Lead (Pb)		
Particulate Matter ($PM_{2.5}$)		
Particulate Matter (PM_{10})		
Total Particulate Matter (TSP)		
Sulfur Dioxide (SO_2)		
Volatile Organic Compounds (VOC)		

Hazardous Air Pollutants	Potential Emissions	
	PPH	TPY

Regulated Pollutants other than Criteria and HAP	Potential Emissions	
	PPH	TPY

List the method(s) used to calculate the potential emissions (include dates of any stack tests conducted, versions of software used, source and dates of emission factors, etc.).

Emissions from this Emission Group are assigned to the major emitting process equipment. Emissions are calculated assuming 8760 hours of operation for most equipment. Emergency equipment emissions are based on 500 hours per year. Highest emitting products were chosen for each emission group, utilizing MON MACT standard batch requirements when appropriate. For tanks the highest throughput in the last three years was increased three times. This was the basis for the PTE. Emissions were calculated using ChemCAD, Essential EHS, Emission Master and/or other appropriate emission estimation models or calculation methodologies (USEPA's TANKS 4.0, WATER9, etc.). Methods take into account stack test results as appropriate.

Applicable Requirements ***E-619***

List all applicable requirements for this emission unit. For each applicable requirement, include the underlying rule/regulation citation and/or construction permit with the condition number. (*Note: Title V permit condition numbers alone are not the underlying applicable requirements*). If an emission limit is calculated based on the type of source and design capacity or if a standard is based on a design parameter, this information should also be included.

Emission Limits - 4.1.1, 4.1.20, 4.1.21, 4.1.22, 4.3.6, ; 45CSR13 Permit R13-2338 4.1.1, 4.3.6, ; 45CSR34, 45CSR16, ; 40CFR63 Subpart FFFF, 40CFR60.8,

Opacity Limits - NA

Operational Limits - 4.1.4, 4.1.16, 4.1.17, 4.1.18, 4.1.23, 4.1.24, 4.1.25, 4.1.26, ; 45CSR13 Permit R13-2338 4.1.4,4.1.18, ; 45CSR16 , 45CSR34 , ; 40CFR60 Subpart NNN, 40CFR63 Subpart FFFF,

X Permit Shield

For all applicable requirements listed above, provide monitoring/testing/recordkeeping/reporting which shall be used to demonstrate compliance. If the method is based on a permit or rule, include the condition number or citation. (Note: Each requirement listed above must have an associated method of demonstrating compliance. If there is not already a required method in place, then a method must be proposed.)

Emission Limits - 4.1.7, 4.5.1, 4.4.3, 4.4.4; 45CSR13 Permit R13-2338 4.1.7, 4.5.1, 4.4.4, 4.4.5;

Opacity Limits - NA;

Operational Limits - 4.5.5,4.5.3, 4.1.10, ; 45CSR13 Permit R13-2338 4.1.22,4.5.3, 4.5.5, ; 45CSR§34 ,, ; 40CFR§63 Subpart FFFF,

Are you in compliance with all applicable requirements for this emission unit? X Yes ___No

If no, complete the **Schedule of Compliance Form** as **ATTACHMENT F**.

ATTACHMENT E - Emission Unit Form

Emission Unit Description		*Emission Group 105*
Emission unit ID number: E-620	**Emission unit name:** Dryer	**List any control devices associated with this emission unit:** NA
Provide a description of the emission unit (type, method of operation, design parameters, etc.): Dryer		
Manufacturer: In House	**Model number:** NA	**Serial number:** NA
Construction date:	**Installation date:**	**Modification date(s):**
Design Capacity (examples: furnaces - tons/hr, tanks - gallons):		
Maximum Hourly Throughput: See Potential Emissions estimation method	**Maximum Annual Throughput:**	**Maximum Operating Schedule:** 8760
Fuel Usage Data **(fill out all applicable fields)**		
Does this emission unit combust fuel? ___ Yes ___X No		**If yes, is it?** ___ Indirect Fired ___ Direct Fired
Maximum design heat input and/or maximum horsepower rating:		**Type and Btu/hr rating of burners:**
List the primary fuel type(s) and if applicable, the secondary fuel type(s). For each fuel type listed, provide the maximum hourly and annual fuel usage for each.		

Describe each fuel expected to be used during the term of the permit.

Fuel Type	Max. Sulfur Content	Max. Ash Content	BTU Value

Emissions Data	***E-620***	
Criteria Pollutants	Potential Emissions	
	PPH	TPY
Carbon Monoxide (CO)		
Nitrogen Oxides (NO_X)		
Lead (Pb)		
Particulate Matter ($PM_{2.5}$)		
Particulate Matter (PM_{10})		
Total Particulate Matter (TSP)		
Sulfur Dioxide (SO_2)		
Volatile Organic Compounds (VOC)		
Hazardous Air Pollutants	Potential Emissions	
	PPH	TPY
Regulated Pollutants other than Criteria and HAP	Potential Emissions	
	PPH	TPY

List the method(s) used to calculate the potential emissions (include dates of any stack tests conducted, versions of software used, source and dates of emission factors, etc.).

Emissions from this Emission Group are assigned to the major emitting process equipment. Emissions are calculated assuming 8760 hours of operation for most equipment. Emergency equipment emissions are based on 500 hours per year. Highest emitting products were chosen for each emission group, utilizing MON MACT standard batch requirements when appropriate. For tanks the highest throughput in the last three years was increased three times. This was the basis for the PTE. Emissions were calculated using ChemCAD, Essential EHS, Emission Master and/or other appropriate emission estimation models or calculation methodologies (USEPA's TANKS 4.0, WATER9, etc.). Methods take into account stack test results as appropriate.

Applicable Requirements ***E-620***

List all applicable requirements for this emission unit. For each applicable requirement, include the underlying rule/regulation citation and/or construction permit with the condition number. (*Note: Title V permit condition numbers alone are not the underlying applicable requirements*). If an emission limit is calculated based on the type of source and design capacity or if a standard is based on a design parameter, this information should also be included.

Emission Limits - 4.1.1, 4.1.20, 4.1.21, 4.1.22, 4.3.6, ; 45CSR13 Permit R13-2338 4.1.1, 4.3.6, ; 45CSR34, 45CSR16, ; 40CFR63 Subpart FFFF, 40CFR60.8,

Opacity Limits - NA

Operational Limits - 4.1.4, 4.1.16, 4.1.17, 4.1.18, 4.1.23, 4.1.24, 4.1.25, 4.1.26, ; 45CSR13 Permit R13-2338 4.1.4,4.1.18, ; 45CSR16 , 45CSR34 , ; 40CFR60 Subpart NNN, 40CFR63 Subpart FFFF,

X Permit Shield

For all applicable requirements listed above, provide monitoring/testing/recordkeeping/reporting which shall be used to demonstrate compliance. If the method is based on a permit or rule, include the condition number or citation. (Note: Each requirement listed above must have an associated method of demonstrating compliance. If there is not already a required method in place, then a method must be proposed.)

Emission Limits - 4.1.7, 4.5.1, 4.4.3, 4.4.4; 45CSR13 Permit R13-2338 4.1.7, 4.5.1, 4.4.4, 4.4.5;

Opacity Limits - NA;

Operational Limits - 4.5.5,4.5.3, 4.1.10, ; 45CSR13 Permit R13-2338 4.1.22,4.5.3, 4.5.5, ; 45CSR§34 ,, ; 40CFR§63 Subpart FFFF,

Are you in compliance with all applicable requirements for this emission unit? X Yes ___No

If no, complete the **Schedule of Compliance Form** as **ATTACHMENT F**.

ATTACHMENT E - Emission Unit Form

Emission Unit Description		*Emission Group 105*
Emission unit ID number: E-1335	**Emission unit name:** Dryer	**List any control devices associated with this emission unit:** NA

Provide a description of the emission unit (type, method of operation, design parameters, etc.):

Dryer

Manufacturer:	**Model number:**	**Serial number:**
In House	NA	NA
Construction date:	**Installation date:**	**Modification date(s):**

Design Capacity (examples: furnaces - tons/hr, tanks - gallons):

Maximum Hourly Throughput:	**Maximum Annual Throughput:**	**Maximum Operating Schedule:**
See Potential Emissions estimation method		8760

Fuel Usage Data **(fill out all applicable fields)**

Does this emission unit combust fuel? ___ Yes ___X No	**If yes, is it?** ___ Indirect Fired ___ Direct Fired
Maximum design heat input and/or maximum horsepower rating:	**Type and Btu/hr rating of burners:**

List the primary fuel type(s) and if applicable, the secondary fuel type(s). For each fuel type listed, provide the maximum hourly and annual fuel usage for each.

Describe each fuel expected to be used during the term of the permit.

Fuel Type	Max. Sulfur Content	Max. Ash Content	BTU Value

Emissions Data ***E-1335***

Criteria Pollutants	Potential Emissions	
	PPH	TPY
Carbon Monoxide (CO)		
Nitrogen Oxides (NO_X)		
Lead (Pb)		
Particulate Matter ($PM_{2.5}$)		
Particulate Matter (PM_{10})		
Total Particulate Matter (TSP)		
Sulfur Dioxide (SO_2)		
Volatile Organic Compounds (VOC)		

Hazardous Air Pollutants	Potential Emissions	
	PPH	TPY

Regulated Pollutants other than Criteria and HAP	Potential Emissions	
	PPH	TPY

List the method(s) used to calculate the potential emissions (include dates of any stack tests conducted, versions of software used, source and dates of emission factors, etc.).

Emissions from this Emission Group are assigned to the major emitting process equipment. Emissions are calculated assuming 8760 hours of operation for most equipment. Emergency equipment emissions are based on 500 hours per year. Highest emitting products were chosen for each emission group, utilizing MON MACT standard batch requirements when appropriate. For tanks the highest throughput in the last three years was increased three times. This was the basis for the PTE. Emissions were calculated using ChemCAD, Essential EHS, Emission Master and/or other appropriate emission estimation models or calculation methodologies (USEPA's TANKS 4.0, WATER9, etc.). Methods take into account stack test results as appropriate.

Applicable Requirements ***E-1335***

List all applicable requirements for this emission unit. For each applicable requirement, include the underlying rule/regulation citation and/or construction permit with the condition number. (*Note: Title V permit condition numbers alone are not the underlying applicable requirements*). If an emission limit is calculated based on the type of source and design capacity or if a standard is based on a design parameter, this information should also be included.

Emission Limits - 4.1.1, 4.1.20, 4.1.21, 4.1.22, 4.3.6, ; 45CSR13 Permit R13-2338 4.1.1, 4.3.6, ; 45CSR34, 45CSR16, ; 40CFR63 Subpart FFFF, 40CFR60.8,

Opacity Limits - NA

Operational Limits - 4.1.4, 4.1.16, 4.1.17, 4.1.18, 4.1.23, 4.1.24, 4.1.25, 4.1.26, ; 45CSR13 Permit R13-2338 4.1.4,4.1.18, ; 45CSR16 , 45CSR34 , ; 40CFR60 Subpart NNN, 40CFR63 Subpart FFFF,

X Permit Shield

For all applicable requirements listed above, provide monitoring/testing/recordkeeping/reporting which shall be used to demonstrate compliance. If the method is based on a permit or rule, include the condition number or citation. (Note: Each requirement listed above must have an associated method of demonstrating compliance. If there is not already a required method in place, then a method must be proposed.)

Emission Limits - 4.1.7, 4.5.1, 4.4.3, 4.4.4; 45CSR13 Permit R13-2338 4.1.7, 4.5.1, 4.4.4, 4.4.5;

Opacity Limits - NA;

Operational Limits - 4.5.5,4.5.3, 4.1.10, ; 45CSR13 Permit R13-2338 4.1.22,4.5.3, 4.5.5, ; 45CSR§34 ,, ; 40CFR§63 Subpart FFFF,

Are you in compliance with all applicable requirements for this emission unit? X Yes ___No

If no, complete the **Schedule of Compliance Form** as **ATTACHMENT F**.

ATTACHMENT E - Emission Unit Form

Emission Unit Description		*Emission Group 105*
Emission unit ID number: E-1336	**Emission unit name:** Dryer	**List any control devices associated with this emission unit:** NA
Provide a description of the emission unit (type, method of operation, design parameters, etc.): Dryer		
Manufacturer: In House	**Model number:** NA	**Serial number:** NA
Construction date:	**Installation date:**	**Modification date(s):**
Design Capacity (examples: furnaces - tons/hr, tanks - gallons):		
Maximum Hourly Throughput: See Potential Emissions estimation method	**Maximum Annual Throughput:**	**Maximum Operating Schedule:** 8760
Fuel Usage Data **(fill out all applicable fields)**		
Does this emission unit combust fuel? ___ Yes ___X No		**If yes, is it?** ___ Indirect Fired ___ Direct Fired
Maximum design heat input and/or maximum horsepower rating:		**Type and Btu/hr rating of burners:**
List the primary fuel type(s) and if applicable, the secondary fuel type(s). For each fuel type listed, provide the maximum hourly and annual fuel usage for each.		

Describe each fuel expected to be used during the term of the permit.

Fuel Type	Max. Sulfur Content	Max. Ash Content	BTU Value

Emissions Data ***E-1336***

Criteria Pollutants	Potential Emissions	
	PPH	TPY
Carbon Monoxide (CO)		
Nitrogen Oxides (NO_X)		
Lead (Pb)		
Particulate Matter ($PM_{2.5}$)		
Particulate Matter (PM_{10})		
Total Particulate Matter (TSP)		
Sulfur Dioxide (SO_2)		
Volatile Organic Compounds (VOC)		

Hazardous Air Pollutants	Potential Emissions	
	PPH	TPY

Regulated Pollutants other than Criteria and HAP	Potential Emissions	
	PPH	TPY

List the method(s) used to calculate the potential emissions (include dates of any stack tests conducted, versions of software used, source and dates of emission factors, etc.).

Emissions from this Emission Group are assigned to the major emitting process equipment. Emissions are calculated assuming 8760 hours of operation for most equipment. Emergency equipment emissions are based on 500 hours per year. Highest emitting products were chosen for each emission group, utilizing MON MACT standard batch requirements when appropriate. For tanks the highest throughput in the last three years was increased three times. This was the basis for the PTE. Emissions were calculated using ChemCAD, Essential EHS, Emission Master and/or other appropriate emission estimation models or calculation methodologies (USEPA's TANKS 4.0, WATER9, etc.). Methods take into account stack test results as appropriate.

Applicable Requirements ***E-1336***

List all applicable requirements for this emission unit. For each applicable requirement, include the underlying rule/regulation citation and/or construction permit with the condition number. (*Note: Title V permit condition numbers alone are not the underlying applicable requirements*). If an emission limit is calculated based on the type of source and design capacity or if a standard is based on a design parameter, this information should also be included.

Emission Limits - 4.1.1, 4.1.20, 4.1.21, 4.1.22, 4.3.6, ; 45CSR13 Permit R13-2338 4.1.1, 4.3.6, ; 45CSR34, 45CSR16, ; 40CFR63 Subpart FFFF, 40CFR60.8,

Opacity Limits - NA

Operational Limits - 4.1.4, 4.1.16, 4.1.17, 4.1.18, 4.1.23, 4.1.24, 4.1.25, 4.1.26, ; 45CSR13 Permit R13-2338 4.1.4,4.1.18, ; 45CSR16 , 45CSR34 , ; 40CFR60 Subpart NNN, 40CFR63 Subpart FFFF,

X Permit Shield

For all applicable requirements listed above, provide monitoring/testing/recordkeeping/reporting which shall be used to demonstrate compliance. If the method is based on a permit or rule, include the condition number or citation. (Note: Each requirement listed above must have an associated method of demonstrating compliance. If there is not already a required method in place, then a method must be proposed.)

Emission Limits - 4.1.7, 4.5.1, 4.4.3, 4.4.4; 45CSR13 Permit R13-2338 4.1.7, 4.5.1, 4.4.4, 4.4.5;

Opacity Limits - NA;

Operational Limits - 4.5.5,4.5.3, 4.1.10, ; 45CSR13 Permit R13-2338 4.1.22,4.5.3, 4.5.5, ; 45CSR§34 ,, ; 40CFR§63 Subpart FFFF,

Are you in compliance with all applicable requirements for this emission unit? X Yes ___No

If no, complete the **Schedule of Compliance Form** as **ATTACHMENT F**.

ATTACHMENT E - Emission Unit Form

Emission Unit Description		*Emission Group 105*
Emission unit ID number: E-1353	**Emission unit name:** Flare	**List any control devices associated with this emission unit:** NONE

Provide a description of the emission unit (type, method of operation, design parameters, etc.):

Flare

Manufacturer:	**Model number:**	**Serial number:**
McGill	NA	NA
Construction date:	**Installation date:**	**Modification date(s):**

Design Capacity (examples: furnaces - tons/hr, tanks - gallons):

Maximum Hourly Throughput:	**Maximum Annual Throughput:**	**Maximum Operating Schedule:**
See Potential Emissions estimation method		8760

Fuel Usage Data **(fill out all applicable fields)**

Does this emission unit combust fuel? ___ Yes ___X No	**If yes, is it?** ___ Indirect Fired ___ Direct Fired
Maximum design heat input and/or maximum horsepower rating:	**Type and Btu/hr rating of burners:**

List the primary fuel type(s) and if applicable, the secondary fuel type(s). For each fuel type listed, provide the maximum hourly and annual fuel usage for each.

Describe each fuel expected to be used during the term of the permit.

Fuel Type	Max. Sulfur Content	Max. Ash Content	BTU Value

Emissions Data ***E-1353***

Criteria Pollutants	Potential Emissions	
	PPH	TPY
Carbon Monoxide (CO)		
Nitrogen Oxides (NO_X)		
Lead (Pb)		
Particulate Matter ($PM_{2.5}$)		
Particulate Matter (PM_{10})		
Total Particulate Matter (TSP)		
Sulfur Dioxide (SO_2)		
Volatile Organic Compounds (VOC)		

Hazardous Air Pollutants	Potential Emissions	
	PPH	TPY

Regulated Pollutants other than Criteria and HAP	Potential Emissions	
	PPH	TPY

List the method(s) used to calculate the potential emissions (include dates of any stack tests conducted, versions of software used, source and dates of emission factors, etc.).

Emissions from this Emission Group are assigned to the major emitting process equipment. Emissions are calculated assuming 8760 hours of operation for most equipment. Emergency equipment emissions are based on 500 hours per year. Highest emitting products were chosen for each emission group, utilizing MON MACT standard batch requirements when appropriate. For tanks the highest throughput in the last three years was increased three times. This was the basis for the PTE. Emissions were calculated using ChemCAD, Essential EHS, Emission Master and/or other appropriate emission estimation models or calculation methodologies (USEPA's TANKS 4.0, WATER9, etc.). Methods take into account stack test results as appropriate.

Applicable Requirements ***E-1353***

List all applicable requirements for this emission unit. For each applicable requirement, include the underlying rule/regulation citation and/or construction permit with the condition number. (*Note: Title V permit condition numbers alone are not the underlying applicable requirements*). If an emission limit is calculated based on the type of source and design capacity or if a standard is based on a design parameter, this information should also be included.

Emission Limits - 4.1.1, 4.1.2, 4.1.8, 4.1.20, 4.1.21, 4.1.22, ; 45CSR13 Permit R13-2338 4.1.1, 4.1.2, 4.1.8, ; 45CSR6-4.1, 45CSR7-4.2, 45CSR34, ; 40CFR63 Subpart FFFF,

Opacity Limits - 4.1.2; 4.1.2; 45CSR6-4.3;

Operational Limits - 4.1.4, 4.1.9, 4.1.11, 4.1.16, 4.1.17, 4.1.18, 4.1.23, 4.1.24, 4.1.25, 4.1.26, ; 45CSR13 Permit R13-2338 4.1.4,4.1.9, 4.1.11, 4.1.18, ; 45CSR6-4.4, 45CSR16 , 45CSR34 , ; 40CFR60 Subpart NNN, 40CFR63 Subpart FFFF,

X Permit Shield

For all applicable requirements listed above, provide monitoring/testing/recordkeeping/reporting which shall be used to demonstrate compliance. If the method is based on a permit or rule, include the condition number or citation. (Note: Each requirement listed above must have an associated method of demonstrating compliance. If there is not already a required method in place, then a method must be proposed.)

Emission Limits - 4.1.7, 4.5.1, 4.4.3, 4.4.4; 45CSR13 Permit R13-2338 4.1.7, 4.5.1, 4.4.4, 4.4.5;

Opacity Limits - 4.2.1, 4.2.2, 4.4.5, 4.4.6, 4.5.4; 45CSR13 Permit R13-2338 4.2.1, 4.2.2, 4.4.6, 4.4.7, 4.5.4;

Operational Limits - 4.4.1,4.2.1, 4.1.10, 4.4.2, 4.4.5, 4.4.7, 4.5.3, 4.5.5; 45CSR13 Permit R13-2338 4.1.22,4.2.1, 4.4.2, 4.4.3, 4.4.6, 4.4.8, 4.5.3, 4.5.5; 45CSR34,; 40CFR63 Subpart FFFF,

Are you in compliance with all applicable requirements for this emission unit? X Yes ___No

If no, complete the **Schedule of Compliance Form** as **ATTACHMENT F**.

ATTACHMENT E - Emission Unit Form

Emission Unit Description		*Emission Group 105*
Emission unit ID number: E-1519	**Emission unit name:** Emergency Gas	**List any control devices associated with this emission unit:** NA

Provide a description of the emission unit (type, method of operation, design parameters, etc.):

Emergency Gas

Manufacturer:	**Model number:**	**Serial number:**
In House	NA	NA
Construction date:	**Installation date:**	**Modification date(s):**

Design Capacity (examples: furnaces - tons/hr, tanks - gallons):

Maximum Hourly Throughput:	**Maximum Annual Throughput:**	**Maximum Operating Schedule:**
See Potential Emissions estimation method		8760

Fuel Usage Data **(fill out all applicable fields)**

Does this emission unit combust fuel? ___ Yes ___X No	**If yes, is it?** ___ Indirect Fired ___ Direct Fired
Maximum design heat input and/or maximum horsepower rating:	**Type and Btu/hr rating of burners:**

List the primary fuel type(s) and if applicable, the secondary fuel type(s). For each fuel type listed, provide the maximum hourly and annual fuel usage for each.

Describe each fuel expected to be used during the term of the permit.

Fuel Type	Max. Sulfur Content	Max. Ash Content	BTU Value

Emissions Data ***E-1519***

Criteria Pollutants	Potential Emissions	
	PPH	TPY
Carbon Monoxide (CO)		
Nitrogen Oxides (NO_X)		
Lead (Pb)		
Particulate Matter ($PM_{2.5}$)		
Particulate Matter (PM_{10})		
Total Particulate Matter (TSP)		
Sulfur Dioxide (SO_2)		
Volatile Organic Compounds (VOC)		

Hazardous Air Pollutants	Potential Emissions	
	PPH	TPY

Regulated Pollutants other than Criteria and HAP	Potential Emissions	
	PPH	TPY

List the method(s) used to calculate the potential emissions (include dates of any stack tests conducted, versions of software used, source and dates of emission factors, etc.).

Emissions from this Emission Group are assigned to the major emitting process equipment. Emissions are calculated assuming 8760 hours of operation for most equipment. Emergency equipment emissions are based on 500 hours per year. Highest emitting products were chosen for each emission group, utilizing MON MACT standard batch requirements when appropriate. For tanks the highest throughput in the last three years was increased three times. This was the basis for the PTE. Emissions were calculated using ChemCAD, Essential EHS, Emission Master and/or other appropriate emission estimation models or calculation methodologies (USEPA's TANKS 4.0, WATER9, etc.). Methods take into account stack test results as appropriate.

Applicable Requirements ***E-1519***

List all applicable requirements for this emission unit. For each applicable requirement, include the underlying rule/regulation citation and/or construction permit with the condition number. (*Note: Title V permit condition numbers alone are not the underlying applicable requirements*). If an emission limit is calculated based on the type of source and design capacity or if a standard is based on a design parameter, this information should also be included.

Emission Limits - 4.1.1, 4.1.20, 4.1.21, 4.1.22, 4.3.6, ; 45CSR13 Permit R13-2338 4.1.1, 4.3.6, ; 45CSR34, 45CSR16, ; 40CFR63 Subpart FFFF, 40CFR60.8,

Opacity Limits - NA

Operational Limits - 4.1.4, 4.1.16, 4.1.17, 4.1.18, 4.1.23, 4.1.24, 4.1.25, 4.1.26, ; 45CSR13 Permit R13-2338 4.1.4,4.1.18, ; 45CSR16 , 45CSR34 , ; 40CFR60 Subpart NNN, 40CFR63 Subpart FFFF,

X Permit Shield

For all applicable requirements listed above, provide monitoring/testing/recordkeeping/reporting which shall be used to demonstrate compliance. If the method is based on a permit or rule, include the condition number or citation. (Note: Each requirement listed above must have an associated method of demonstrating compliance. If there is not already a required method in place, then a method must be proposed.)

Emission Limits - 4.1.7, 4.5.1, 4.4.3, 4.4.4; 45CSR13 Permit R13-2338 4.1.7, 4.5.1, 4.4.4, 4.4.5;

Opacity Limits - NA;

Operational Limits - 4.5.5,4.5.3, 4.1.10, ; 45CSR13 Permit R13-2338 4.1.22,4.5.3, 4.5.5, ; 45CSR§34 ,, ; 40CFR§63 Subpart FFFF,

Are you in compliance with all applicable requirements for this emission unit? X Yes ___No

If no, complete the **Schedule of Compliance Form** as **ATTACHMENT F**.

ATTACHMENT E - Emission Unit Form

Emission Unit Description		*Emission Group 105*
Emission unit ID number: E-1520	**Emission unit name:** Emergency Gas	**List any control devices associated with this emission unit:** NA

Provide a description of the emission unit (type, method of operation, design parameters, etc.):

Emergency Gas

Manufacturer:	**Model number:**	**Serial number:**
In House	NA	NA
Construction date:	**Installation date:**	**Modification date(s):**

Design Capacity (examples: furnaces - tons/hr, tanks - gallons):

Maximum Hourly Throughput:	**Maximum Annual Throughput:**	**Maximum Operating Schedule:**
See Potential Emissions estimation method		8760

Fuel Usage Data **(fill out all applicable fields)**

Does this emission unit combust fuel? ___ Yes ___X No	**If yes, is it?** ___ Indirect Fired ___ Direct Fired
Maximum design heat input and/or maximum horsepower rating:	**Type and Btu/hr rating of burners:**

List the primary fuel type(s) and if applicable, the secondary fuel type(s). For each fuel type listed, provide the maximum hourly and annual fuel usage for each.

Describe each fuel expected to be used during the term of the permit.

Fuel Type	Max. Sulfur Content	Max. Ash Content	BTU Value

Emissions Data ***E-1520***

Criteria Pollutants	Potential Emissions	
	PPH	TPY
Carbon Monoxide (CO)		
Nitrogen Oxides (NO_X)		
Lead (Pb)		
Particulate Matter ($PM_{2.5}$)		
Particulate Matter (PM_{10})		
Total Particulate Matter (TSP)		
Sulfur Dioxide (SO_2)		
Volatile Organic Compounds (VOC)		

Hazardous Air Pollutants	Potential Emissions	
	PPH	TPY

Regulated Pollutants other than Criteria and HAP	Potential Emissions	
	PPH	TPY

List the method(s) used to calculate the potential emissions (include dates of any stack tests conducted, versions of software used, source and dates of emission factors, etc.).

Emissions from this Emission Group are assigned to the major emitting process equipment. Emissions are calculated assuming 8760 hours of operation for most equipment. Emergency equipment emissions are based on 500 hours per year. Highest emitting products were chosen for each emission group, utilizing MON MACT standard batch requirements when appropriate. For tanks the highest throughput in the last three years was increased three times. This was the basis for the PTE. Emissions were calculated using ChemCAD, Essential EHS, Emission Master and/or other appropriate emission estimation models or calculation methodologies (USEPA's TANKS 4.0, WATER9, etc.). Methods take into account stack test results as appropriate.

Applicable Requirements ***E-1520***

List all applicable requirements for this emission unit. For each applicable requirement, include the underlying rule/regulation citation and/or construction permit with the condition number. (*Note: Title V permit condition numbers alone are not the underlying applicable requirements*). If an emission limit is calculated based on the type of source and design capacity or if a standard is based on a design parameter, this information should also be included.

Emission Limits - 4.1.1, 4.1.20, 4.1.21, 4.1.22, 4.3.6, ; 45CSR13 Permit R13-2338 4.1.1, 4.3.6, ; 45CSR34, 45CSR16, ; 40CFR63 Subpart FFFF, 40CFR60.8,

Opacity Limits - NA

Operational Limits - 4.1.4, 4.1.16, 4.1.17, 4.1.18, 4.1.23, 4.1.24, 4.1.25, 4.1.26, ; 45CSR13 Permit R13-2338 4.1.4,4.1.18, ; 45CSR16 , 45CSR34 , ; 40CFR60 Subpart NNN, 40CFR63 Subpart FFFF,

X Permit Shield

For all applicable requirements listed above, provide monitoring/testing/recordkeeping/reporting which shall be used to demonstrate compliance. If the method is based on a permit or rule, include the condition number or citation. (Note: Each requirement listed above must have an associated method of demonstrating compliance. If there is not already a required method in place, then a method must be proposed.)

Emission Limits - 4.1.7, 4.5.1, 4.4.3, 4.4.4; 45CSR13 Permit R13-2338 4.1.7, 4.5.1, 4.4.4, 4.4.5;

Opacity Limits - NA;

Operational Limits - 4.5.5,4.5.3, 4.1.10, ; 45CSR13 Permit R13-2338 4.1.22,4.5.3, 4.5.5, ; 45CSR§34 ,, ; 40CFR§63 Subpart FFFF,

Are you in compliance with all applicable requirements for this emission unit? X Yes ___No

If no, complete the **Schedule of Compliance Form** as **ATTACHMENT F**.

ATTACHMENT E - Emission Unit Form

Emission Unit Description		*Emission Group 105*
Emission unit ID number: R-23	**Emission unit name:** Reactor	**List any control devices associated with this emission unit:** NONE
Provide a description of the emission unit (type, method of operation, design parameters, etc.): Reactor		
Manufacturer: In House	**Model number:** NA	**Serial number:** NA
Construction date:	**Installation date:**	**Modification date(s):**
Design Capacity (examples: furnaces - tons/hr, tanks - gallons):		
Maximum Hourly Throughput: See Potential Emissions estimation method	**Maximum Annual Throughput:**	**Maximum Operating Schedule:** 8760
Fuel Usage Data **(fill out all applicable fields)**		
Does this emission unit combust fuel? ___ Yes ___X No		**If yes, is it?** ___ Indirect Fired ___ Direct Fired
Maximum design heat input and/or maximum horsepower rating:		**Type and Btu/hr rating of burners:**
List the primary fuel type(s) and if applicable, the secondary fuel type(s). For each fuel type listed, provide the maximum hourly and annual fuel usage for each.		

Describe each fuel expected to be used during the term of the permit.

Fuel Type	Max. Sulfur Content	Max. Ash Content	BTU Value

Emissions Data ***R-23***

Criteria Pollutants	Potential Emissions	
	PPH	TPY
Carbon Monoxide (CO)	0.03	0.13
Nitrogen Oxides (NO_X)	0.01	0.03
Lead (Pb)		
Particulate Matter ($PM_{2.5}$)	0.00	0.02
Particulate Matter (PM_{10})	0.00	0.02
Total Particulate Matter (TSP)	0.00	0.02
Sulfur Dioxide (SO_2)		
Volatile Organic Compounds (VOC)	1.51	6.60

Hazardous Air Pollutants	Potential Emissions	
	PPH	TPY

Regulated Pollutants other than Criteria and HAP	Potential Emissions	
	PPH	TPY

List the method(s) used to calculate the potential emissions (include dates of any stack tests conducted, versions of software used, source and dates of emission factors, etc.).

Emissions from this Emission Group are assigned to the major emitting process equipment. Emissions are calculated assuming 8760 hours of operation for most equipment. Emergency equipment emissions are based on 500 hours per year. Highest emitting products were chosen for each emission group, utilizing MON MACT standard batch requirements when appropriate. For tanks the highest throughput in the last three years was increased three times. This was the basis for the PTE. Emissions were calculated using ChemCAD, Essential EHS, Emission Master and/or other appropriate emission estimation models or calculation methodologies (USEPA's TANKS 4.0, WATER9, etc.). Methods take into account stack test results as appropriate.

Applicable Requirements ***R-23***

List all applicable requirements for this emission unit. For each applicable requirement, include the underlying rule/regulation citation and/or construction permit with the condition number. (*Note: Title V permit condition numbers alone are not the underlying applicable requirements*). If an emission limit is calculated based on the type of source and design capacity or if a standard is based on a design parameter, this information should also be included.

Emission Limits - 4.1.20, 4.1.21, 4.1.22, ; ; 45CSR34, ; 40CFR63 Subpart FFFF,

Opacity Limits - NA

Operational Limits - 4.1.4, 4.1.23, 4.1.24, 4.1.25, 4.1.26, ; 45CSR13 0 4.1.4,; 45CSR34 , ; 40CFR63 Subpart FFFF,

X Permit Shield

For all applicable requirements listed above, provide monitoring/testing/recordkeeping/reporting which shall be used to demonstrate compliance. If the method is based on a permit or rule, include the condition number or citation. (Note: Each requirement listed above must have an associated method of demonstrating compliance. If there is not already a required method in place, then a method must be proposed.)

Emission Limits - 4.1.7, 4.5.1, ; 45CSR13 Permit R13-2338 4.1.7, 4.5.1, ;

Opacity Limits - NA;

Operational Limits - 4.5.5,4.5.3, 4.1.10, ; 45CSR13 Permit R13-2338 4.1.22,4.5.3, 4.5.5, ; 45CSR34,; 40CFR63 Subpart FFFF,

Are you in compliance with all applicable requirements for this emission unit? X Yes ___No

If no, complete the **Schedule of Compliance Form** as **ATTACHMENT F**.

ATTACHMENT E - Emission Unit Form

Emission Unit Description		*Emission Group 105*
Emission unit ID number: R-70	**Emission unit name:** Reactor	**List any control devices associated with this emission unit:** NONE???
Provide a description of the emission unit (type, method of operation, design parameters, etc.): Reactor		
Manufacturer: In House	**Model number:** NA	**Serial number:** NA
Construction date:	**Installation date:**	**Modification date(s):**
Design Capacity (examples: furnaces - tons/hr, tanks - gallons):		
Maximum Hourly Throughput: See Potential Emissions estimation method	**Maximum Annual Throughput:**	**Maximum Operating Schedule:** 8760
Fuel Usage Data **(fill out all applicable fields)**		
Does this emission unit combust fuel? ___ Yes ___X No		**If yes, is it?** ___ Indirect Fired ___ Direct Fired
Maximum design heat input and/or maximum horsepower rating:		**Type and Btu/hr rating of burners:**
List the primary fuel type(s) and if applicable, the secondary fuel type(s). For each fuel type listed, provide the maximum hourly and annual fuel usage for each.		

Describe each fuel expected to be used during the term of the permit.

Fuel Type	Max. Sulfur Content	Max. Ash Content	BTU Value

Emissions Data ***R-70***

Criteria Pollutants	Potential Emissions	
	PPH	TPY
Carbon Monoxide (CO)	0.03	0.13
Nitrogen Oxides (NO_X)	0.01	0.03
Lead (Pb)		
Particulate Matter ($PM_{2.5}$)	0.00	0.02
Particulate Matter (PM_{10})	0.00	0.02
Total Particulate Matter (TSP)	0.00	0.02
Sulfur Dioxide (SO_2)		
Volatile Organic Compounds (VOC)	1.51	6.60

Hazardous Air Pollutants	Potential Emissions	
	PPH	TPY

Regulated Pollutants other than Criteria and HAP	Potential Emissions	
	PPH	TPY

List the method(s) used to calculate the potential emissions (include dates of any stack tests conducted, versions of software used, source and dates of emission factors, etc.).

Emissions from this Emission Group are assigned to the major emitting process equipment. Emissions are calculated assuming 8760 hours of operation for most equipment. Emergency equipment emissions are based on 500 hours per year. Highest emitting products were chosen for each emission group, utilizing MON MACT standard batch requirements when appropriate. For tanks the highest throughput in the last three years was increased three times. This was the basis for the PTE. Emissions were calculated using ChemCAD, Essential EHS, Emission Master and/or other appropriate emission estimation models or calculation methodologies (USEPA's TANKS 4.0, WATER9, etc.). Methods take into account stack test results as appropriate.

Applicable Requirements ***R-70***

List all applicable requirements for this emission unit. For each applicable requirement, include the underlying rule/regulation citation and/or construction permit with the condition number. (*Note: Title V permit condition numbers alone are not the underlying applicable requirements*). If an emission limit is calculated based on the type of source and design capacity or if a standard is based on a design parameter, this information should also be included.

Emission Limits - 4.1.20, 4.1.21, 4.1.22, ; ; 45CSR34, ; 40CFR63 Subpart FFFF,

Opacity Limits - NA

Operational Limits - 4.1.4, 4.1.23, 4.1.24, 4.1.25, 4.1.26, ; 45CSR13 0 4.1.4,; 45CSR34 , ; 40CFR63 Subpart FFFF,

X Permit Shield

For all applicable requirements listed above, provide monitoring/testing/recordkeeping/reporting which shall be used to demonstrate compliance. If the method is based on a permit or rule, include the condition number or citation. (Note: Each requirement listed above must have an associated method of demonstrating compliance. If there is not already a required method in place, then a method must be proposed.)

Emission Limits - 4.1.7, 4.5.1, ; 45CSR13 Permit R13-2338 4.1.7, 4.5.1, ;

Opacity Limits - NA;

Operational Limits - 4.5.5,4.5.3, 4.1.10, ; 45CSR13 Permit R13-2338 4.1.22,4.5.3, 4.5.5, ; 45CSR34,; 40CFR63 Subpart FFFF,

Are you in compliance with all applicable requirements for this emission unit? X Yes ___No

If no, complete the **Schedule of Compliance Form** as **ATTACHMENT F**.

ATTACHMENT E - Emission Unit Form

Emission Unit Description		*Emission Group 105*
Emission unit ID number: T-62	**Emission unit name:** Tank	**List any control devices associated with this emission unit:** S-174

Provide a description of the emission unit (type, method of operation, design parameters, etc.):

Tank

Manufacturer:	**Model number:**	**Serial number:**
In House	NA	NA
Construction date: 1954	**Installation date:**	**Modification date(s):**

Design Capacity (examples: furnaces - tons/hr, tanks - gallons):

<20,000

Maximum Hourly Throughput:	**Maximum Annual Throughput:**	**Maximum Operating Schedule:**
See Potential Emissions estimation method		8760

Fuel Usage Data **(fill out all applicable fields)**

Does this emission unit combust fuel? ___ Yes ___X No	**If yes, is it?** ___ Indirect Fired ___ Direct Fired
Maximum design heat input and/or maximum horsepower rating:	**Type and Btu/hr rating of burners:**

List the primary fuel type(s) and if applicable, the secondary fuel type(s). For each fuel type listed, provide the maximum hourly and annual fuel usage for each.

Describe each fuel expected to be used during the term of the permit.

Fuel Type	Max. Sulfur Content	Max. Ash Content	BTU Value

Emissions Data ***T-62***

Criteria Pollutants	Potential Emissions	
	PPH	TPY
Carbon Monoxide (CO)		
Nitrogen Oxides (NO_X)		
Lead (Pb)		
Particulate Matter ($PM_{2.5}$)		
Particulate Matter (PM_{10})		
Total Particulate Matter (TSP)		
Sulfur Dioxide (SO_2)		
Volatile Organic Compounds (VOC)		

Hazardous Air Pollutants	Potential Emissions	
	PPH	TPY

Regulated Pollutants other than Criteria and HAP	Potential Emissions	
	PPH	TPY

List the method(s) used to calculate the potential emissions (include dates of any stack tests conducted, versions of software used, source and dates of emission factors, etc.).

Emissions from this Emission Group are assigned to the major emitting process equipment. Emissions are calculated assuming 8760 hours of operation for most equipment. Emergency equipment emissions are based on 500 hours per year. Highest emitting products were chosen for each emission group, utilizing MON MACT standard batch requirements when appropriate. For tanks the highest throughput in the last three years was increased three times. This was the basis for the PTE. Emissions were calculated using ChemCAD, Essential EHS, Emission Master and/or other appropriate emission estimation models or calculation methodologies (USEPA's TANKS 4.0, WATER9, etc.). Methods take into account stack test results as appropriate.

Applicable Requirements ***T-62***

List all applicable requirements for this emission unit. For each applicable requirement, include the underlying rule/regulation citation and/or construction permit with the condition number. (*Note: Title V permit condition numbers alone are not the underlying applicable requirements*). If an emission limit is calculated based on the type of source and design capacity or if a standard is based on a design parameter, this information should also be included.

Emission Limits - 4.1.1, 4.1.20, 4.1.21, 4.1.22, ; 45CSR13 Permit R13-2338 4.1.1, ; 45CSR34, ; 40CFR63 Subpart FFFF,

Opacity Limits - NA

Operational Limits - 4.1.4, 4.1.23, 4.1.24, 4.1.25, 4.1.26, ; 45CSR13 Permit R13-2338 4.1.4,; 45CSR34 , ; 40CFR63 Subpart FFFF,

X Permit Shield

For all applicable requirements listed above, provide monitoring/testing/recordkeeping/reporting which shall be used to demonstrate compliance. If the method is based on a permit or rule, include the condition number or citation. (Note: Each requirement listed above must have an associated method of demonstrating compliance. If there is not already a required method in place, then a method must be proposed.)

Emission Limits - 4.1.7, 4.5.1, 4.4.3, 4.4.4; 45CSR13 Permit R13-2338 4.1.7, 4.5.1, 4.4.4, 4.4.5; ;

Opacity Limits - NA;

Operational Limits - 4.5.5,4.5.3, 4.1.10, ; 45CSR13 Permit R13-2338 4.1.22,4.5.3, 4.5.5, ; 45CSR34,; 40CFR63 Subpart FFFF,

Are you in compliance with all applicable requirements for this emission unit? X Yes ___No

If no, complete the **Schedule of Compliance Form** as **ATTACHMENT F**.

ATTACHMENT E - Emission Unit Form

Emission Unit Description		*Emission Group 105*
Emission unit ID number: T-63	**Emission unit name:** Tank	**List any control devices associated with this emission unit:** S-174
Provide a description of the emission unit (type, method of operation, design parameters, etc.): Tank		
Manufacturer: In House	**Model number:** NA	**Serial number:** NA
Construction date: 1954	**Installation date:**	**Modification date(s):**
Design Capacity (examples: furnaces - tons/hr, tanks - gallons): <20,000		
Maximum Hourly Throughput: See Potential Emissions estimation method	**Maximum Annual Throughput:**	**Maximum Operating Schedule:** 8760
Fuel Usage Data **(fill out all applicable fields)**		
Does this emission unit combust fuel? ___ Yes ___X No		**If yes, is it?** ___ Indirect Fired ___ Direct Fired
Maximum design heat input and/or maximum horsepower rating:		**Type and Btu/hr rating of burners:**
List the primary fuel type(s) and if applicable, the secondary fuel type(s). For each fuel type listed, provide the maximum hourly and annual fuel usage for each.		

Describe each fuel expected to be used during the term of the permit.

Fuel Type	Max. Sulfur Content	Max. Ash Content	BTU Value

Emissions Data ***T-63***

Criteria Pollutants	Potential Emissions	
	PPH	TPY
Carbon Monoxide (CO)		
Nitrogen Oxides (NO_X)		
Lead (Pb)		
Particulate Matter ($PM_{2.5}$)		
Particulate Matter (PM_{10})		
Total Particulate Matter (TSP)		
Sulfur Dioxide (SO_2)		
Volatile Organic Compounds (VOC)		

Hazardous Air Pollutants	Potential Emissions	
	PPH	TPY

Regulated Pollutants other than Criteria and HAP	Potential Emissions	
	PPH	TPY

List the method(s) used to calculate the potential emissions (include dates of any stack tests conducted, versions of software used, source and dates of emission factors, etc.).

Emissions from this Emission Group are assigned to the major emitting process equipment. Emissions are calculated assuming 8760 hours of operation for most equipment. Emergency equipment emissions are based on 500 hours per year. Highest emitting products were chosen for each emission group, utilizing MON MACT standard batch requirements when appropriate. For tanks the highest throughput in the last three years was increased three times. This was the basis for the PTE. Emissions were calculated using ChemCAD, Essential EHS, Emission Master and/or other appropriate emission estimation models or calculation methodologies (USEPA's TANKS 4.0, WATER9, etc.). Methods take into account stack test results as appropriate.

Applicable Requirements ***T-63***

List all applicable requirements for this emission unit. For each applicable requirement, include the underlying rule/regulation citation and/or construction permit with the condition number. (*Note: Title V permit condition numbers alone are not the underlying applicable requirements*). If an emission limit is calculated based on the type of source and design capacity or if a standard is based on a design parameter, this information should also be included.

Emission Limits - 4.1.1, 4.1.20, 4.1.21, 4.1.22, ; 45CSR13 Permit R13-2338 4.1.1, ; 45CSR34, ; 40CFR63 Subpart FFFF,

Opacity Limits - NA

Operational Limits - 4.1.4, 4.1.23, 4.1.24, 4.1.25, 4.1.26, ; 45CSR13 Permit R13-2338 4.1.4,; 45CSR34 , ; 40CFR63 Subpart FFFF,

X Permit Shield

For all applicable requirements listed above, provide monitoring/testing/recordkeeping/reporting which shall be used to demonstrate compliance. If the method is based on a permit or rule, include the condition number or citation. (Note: Each requirement listed above must have an associated method of demonstrating compliance. If there is not already a required method in place, then a method must be proposed.)

Emission Limits - 4.1.7, 4.5.1, 4.4.3, 4.4.4; 45CSR13 Permit R13-2338 4.1.7, 4.5.1, 4.4.4, 4.4.5; ;

Opacity Limits - NA;

Operational Limits - 4.5.5,4.5.3, 4.1.10, ; 45CSR13 Permit R13-2338 4.1.22,4.5.3, 4.5.5, ; 45CSR34,; 40CFR63 Subpart FFFF,

Are you in compliance with all applicable requirements for this emission unit? X Yes ___No

If no, complete the **Schedule of Compliance Form** as **ATTACHMENT F**.

ATTACHMENT E - Emission Unit Form

Emission Unit Description		*Emission Group 105*
Emission unit ID number: T-65	**Emission unit name:** Tank	**List any control devices associated with this emission unit:** NONE

Provide a description of the emission unit (type, method of operation, design parameters, etc.):

Tank

Manufacturer:	**Model number:**	**Serial number:**
In House	NA	NA
Construction date: 1954	**Installation date:**	**Modification date(s):**

Design Capacity (examples: furnaces - tons/hr, tanks - gallons):

<20,000

Maximum Hourly Throughput:	**Maximum Annual Throughput:**	**Maximum Operating Schedule:**
See Potential Emissions estimation method		8760

Fuel Usage Data **(fill out all applicable fields)**

Does this emission unit combust fuel? ___ Yes ___X No	**If yes, is it?** ___ Indirect Fired ___ Direct Fired
Maximum design heat input and/or maximum horsepower rating:	**Type and Btu/hr rating of burners:**

List the primary fuel type(s) and if applicable, the secondary fuel type(s). For each fuel type listed, provide the maximum hourly and annual fuel usage for each.

Describe each fuel expected to be used during the term of the permit.

Fuel Type	Max. Sulfur Content	Max. Ash Content	BTU Value

Emissions Data ***T-65***

Criteria Pollutants	Potential Emissions	
	PPH	TPY
Carbon Monoxide (CO)		
Nitrogen Oxides (NO_X)		
Lead (Pb)		
Particulate Matter ($PM_{2.5}$)		
Particulate Matter (PM_{10})		
Total Particulate Matter (TSP)		
Sulfur Dioxide (SO_2)		
Volatile Organic Compounds (VOC)		

Hazardous Air Pollutants	Potential Emissions	
	PPH	TPY

Regulated Pollutants other than Criteria and HAP	Potential Emissions	
	PPH	TPY

List the method(s) used to calculate the potential emissions (include dates of any stack tests conducted, versions of software used, source and dates of emission factors, etc.).

Emissions from this Emission Group are assigned to the major emitting process equipment. Emissions are calculated assuming 8760 hours of operation for most equipment. Emergency equipment emissions are based on 500 hours per year. Highest emitting products were chosen for each emission group, utilizing MON MACT standard batch requirements when appropriate. For tanks the highest throughput in the last three years was increased three times. This was the basis for the PTE. Emissions were calculated using ChemCAD, Essential EHS, Emission Master and/or other appropriate emission estimation models or calculation methodologies (USEPA's TANKS 4.0, WATER9, etc.). Methods take into account stack test results as appropriate.

Applicable Requirements ***T-65***

List all applicable requirements for this emission unit. For each applicable requirement, include the underlying rule/regulation citation and/or construction permit with the condition number. (*Note: Title V permit condition numbers alone are not the underlying applicable requirements*). If an emission limit is calculated based on the type of source and design capacity or if a standard is based on a design parameter, this information should also be included.

Emission Limits - 4.1.20, 4.1.21, 4.1.22, ; ; 45CSR34, ; 40CFR63 Subpart FFFF,

Opacity Limits - NA

Operational Limits - 4.1.4, 4.1.23, 4.1.24, 4.1.25, 4.1.26, ; 45CSR13 0 4.1.4,; 45CSR34 , ; 40CFR63 Subpart FFFF,

X Permit Shield

For all applicable requirements listed above, provide monitoring/testing/recordkeeping/reporting which shall be used to demonstrate compliance. If the method is based on a permit or rule, include the condition number or citation. (Note: Each requirement listed above must have an associated method of demonstrating compliance. If there is not already a required method in place, then a method must be proposed.)

Emission Limits - 4.1.7, 4.5.1, ; 45CSR13 Permit R13-2338 4.1.7, 4.5.1, ;

Opacity Limits - NA;

Operational Limits - 4.5.5,4.5.3, 4.1.10, ; 45CSR13 Permit R13-2338 4.1.22,4.5.3, 4.5.5, ; 45CSR34,; 40CFR63 Subpart FFFF,

Are you in compliance with all applicable requirements for this emission unit? X Yes ___No

If no, complete the **Schedule of Compliance Form** as **ATTACHMENT F**.

ATTACHMENT E - Emission Unit Form

Emission Unit Description		*Emission Group 105*
Emission unit ID number: T-76	**Emission unit name:** Tank	**List any control devices associated with this emission unit:** S-174
Provide a description of the emission unit (type, method of operation, design parameters, etc.): Tank		
Manufacturer: In House	**Model number:** NA	**Serial number:** NA
Construction date: 1954	**Installation date:**	**Modification date(s):**
Design Capacity (examples: furnaces - tons/hr, tanks - gallons): <20,000		
Maximum Hourly Throughput: See Potential Emissions estimation method	**Maximum Annual Throughput:**	**Maximum Operating Schedule:** 8760
Fuel Usage Data **(fill out all applicable fields)**		
Does this emission unit combust fuel? ___ Yes ___X No		**If yes, is it?** ___ Indirect Fired ___ Direct Fired
Maximum design heat input and/or maximum horsepower rating:		**Type and Btu/hr rating of burners:**
List the primary fuel type(s) and if applicable, the secondary fuel type(s). For each fuel type listed, provide the maximum hourly and annual fuel usage for each.		

Describe each fuel expected to be used during the term of the permit.

Fuel Type	Max. Sulfur Content	Max. Ash Content	BTU Value

Emissions Data ***T-76***

Criteria Pollutants	Potential Emissions	
	PPH	TPY
Carbon Monoxide (CO)		
Nitrogen Oxides (NO_X)		
Lead (Pb)		
Particulate Matter ($PM_{2.5}$)		
Particulate Matter (PM_{10})		
Total Particulate Matter (TSP)		
Sulfur Dioxide (SO_2)		
Volatile Organic Compounds (VOC)		

Hazardous Air Pollutants	Potential Emissions	
	PPH	TPY

Regulated Pollutants other than Criteria and HAP	Potential Emissions	
	PPH	TPY

List the method(s) used to calculate the potential emissions (include dates of any stack tests conducted, versions of software used, source and dates of emission factors, etc.).

Emissions from this Emission Group are assigned to the major emitting process equipment. Emissions are calculated assuming 8760 hours of operation for most equipment. Emergency equipment emissions are based on 500 hours per year. Highest emitting products were chosen for each emission group, utilizing MON MACT standard batch requirements when appropriate. For tanks the highest throughput in the last three years was increased three times. This was the basis for the PTE. Emissions were calculated using ChemCAD, Essential EHS, Emission Master and/or other appropriate emission estimation models or calculation methodologies (USEPA's TANKS 4.0, WATER9, etc.). Methods take into account stack test results as appropriate.

Applicable Requirements ***T-76***

List all applicable requirements for this emission unit. For each applicable requirement, include the underlying rule/regulation citation and/or construction permit with the condition number. (*Note: Title V permit condition numbers alone are not the underlying applicable requirements*). If an emission limit is calculated based on the type of source and design capacity or if a standard is based on a design parameter, this information should also be included.

Emission Limits - 4.1.1, 4.1.20, 4.1.21, 4.1.22, ; 45CSR13 Permit R13-2338 4.1.1, ; 45CSR34, ; 40CFR63 Subpart FFFF,

Opacity Limits - NA

Operational Limits - 4.1.4, 4.1.23, 4.1.24, 4.1.25, 4.1.26, ; 45CSR13 Permit R13-2338 4.1.4,; 45CSR34 , ; 40CFR63 Subpart FFFF,

X Permit Shield

For all applicable requirements listed above, provide monitoring/testing/recordkeeping/reporting which shall be used to demonstrate compliance. If the method is based on a permit or rule, include the condition number or citation. (Note: Each requirement listed above must have an associated method of demonstrating compliance. If there is not already a required method in place, then a method must be proposed.)

Emission Limits - 4.1.7, 4.5.1, 4.4.3, 4.4.4; 45CSR13 Permit R13-2338 4.1.7, 4.5.1, 4.4.4, 4.4.5;

Opacity Limits - NA;

Operational Limits - 4.5.5,4.5.3, 4.1.10, ; 45CSR13 Permit R13-2338 4.1.22,4.5.3, 4.5.5, ; 45CSR34,; 40CFR63 Subpart FFFF,

Are you in compliance with all applicable requirements for this emission unit? X Yes ___No

If no, complete the **Schedule of Compliance Form** as **ATTACHMENT F**.

ATTACHMENT E - Emission Unit Form

Emission Unit Description		*Emission Group 105*
Emission unit ID number: T-173	**Emission unit name:** Tank	**List any control devices associated with this emission unit:** S-174

Provide a description of the emission unit (type, method of operation, design parameters, etc.):

Tank

Manufacturer:	**Model number:**	**Serial number:**
In House	NA	NA
Construction date: 1954	**Installation date:**	**Modification date(s):**

Design Capacity (examples: furnaces - tons/hr, tanks - gallons):

<20,000

Maximum Hourly Throughput:	**Maximum Annual Throughput:**	**Maximum Operating Schedule:**
See Potential Emissions estimation method		8760

Fuel Usage Data **(fill out all applicable fields)**

Does this emission unit combust fuel? ___ Yes ___X No	**If yes, is it?** ___ Indirect Fired ___ Direct Fired
Maximum design heat input and/or maximum horsepower rating:	**Type and Btu/hr rating of burners:**

List the primary fuel type(s) and if applicable, the secondary fuel type(s). For each fuel type listed, provide the maximum hourly and annual fuel usage for each.

Describe each fuel expected to be used during the term of the permit.

Fuel Type	Max. Sulfur Content	Max. Ash Content	BTU Value

Emissions Data	***T-173***	
Criteria Pollutants	Potential Emissions	
	PPH	TPY
Carbon Monoxide (CO)		
Nitrogen Oxides (NO_X)		
Lead (Pb)		
Particulate Matter ($PM_{2.5}$)		
Particulate Matter (PM_{10})		
Total Particulate Matter (TSP)		
Sulfur Dioxide (SO_2)		
Volatile Organic Compounds (VOC)		
Hazardous Air Pollutants	Potential Emissions	
	PPH	TPY
Regulated Pollutants other than Criteria and HAP	Potential Emissions	
	PPH	TPY

List the method(s) used to calculate the potential emissions (include dates of any stack tests conducted, versions of software used, source and dates of emission factors, etc.).

Emissions from this Emission Group are assigned to the major emitting process equipment. Emissions are calculated assuming 8760 hours of operation for most equipment. Emergency equipment emissions are based on 500 hours per year. Highest emitting products were chosen for each emission group, utilizing MON MACT standard batch requirements when appropriate. For tanks the highest throughput in the last three years was increased three times. This was the basis for the PTE. Emissions were calculated using ChemCAD, Essential EHS, Emission Master and/or other appropriate emission estimation models or calculation methodologies (USEPA's TANKS 4.0, WATER9, etc.). Methods take into account stack test results as appropriate.

Applicable Requirements ***T-173***

List all applicable requirements for this emission unit. For each applicable requirement, include the underlying rule/regulation citation and/or construction permit with the condition number. (*Note: Title V permit condition numbers alone are not the underlying applicable requirements*). If an emission limit is calculated based on the type of source and design capacity or if a standard is based on a design parameter, this information should also be included.

Emission Limits - 4.1.1, 4.1.20, 4.1.21, 4.1.22, ; 45CSR13 Permit R13-2338 4.1.1, ; 45CSR34, ; 40CFR63 Subpart FFFF,

Opacity Limits - NA

Operational Limits - 4.1.4, 4.1.23, 4.1.24, 4.1.25, 4.1.26, ; 45CSR13 Permit R13-2338 4.1.4,; 45CSR34 , ; 40CFR63 Subpart FFFF,

X Permit Shield

For all applicable requirements listed above, provide monitoring/testing/recordkeeping/reporting which shall be used to demonstrate compliance. If the method is based on a permit or rule, include the condition number or citation. (Note: Each requirement listed above must have an associated method of demonstrating compliance. If there is not already a required method in place, then a method must be proposed.)

Emission Limits - 4.1.7, 4.5.1, 4.4.3, 4.4.4; 45CSR13 Permit R13-2338 4.1.7, 4.5.1, 4.4.4, 4.4.5; ;

Opacity Limits - NA;

Operational Limits - 4.5.5,4.5.3, 4.1.10, ; 45CSR13 Permit R13-2338 4.1.22,4.5.3, 4.5.5, ; 45CSR34,; 40CFR63 Subpart FFFF,

Are you in compliance with all applicable requirements for this emission unit? X Yes ___No

If no, complete the **Schedule of Compliance Form** as **ATTACHMENT F**.

ATTACHMENT E - Emission Unit Form

Emission Unit Description		*Emission Group 105*
Emission unit ID number: T-175	**Emission unit name:** Tank	**List any control devices associated with this emission unit:** S-174
Provide a description of the emission unit (type, method of operation, design parameters, etc.): Tank		
Manufacturer: In House	**Model number:** NA	**Serial number:** NA
Construction date: 1954	**Installation date:**	**Modification date(s):**
Design Capacity (examples: furnaces - tons/hr, tanks - gallons): <20,000		
Maximum Hourly Throughput: See Potential Emissions estimation method	**Maximum Annual Throughput:**	**Maximum Operating Schedule:** 8760
Fuel Usage Data **(fill out all applicable fields)**		
Does this emission unit combust fuel? ___ Yes ___X No		**If yes, is it?** ___ Indirect Fired ___ Direct Fired
Maximum design heat input and/or maximum horsepower rating:		**Type and Btu/hr rating of burners:**
List the primary fuel type(s) and if applicable, the secondary fuel type(s). For each fuel type listed, provide the maximum hourly and annual fuel usage for each.		

Describe each fuel expected to be used during the term of the permit.

Fuel Type	Max. Sulfur Content	Max. Ash Content	BTU Value

Emissions Data	***T-175***	
Criteria Pollutants	Potential Emissions	
	PPH	TPY
Carbon Monoxide (CO)		
Nitrogen Oxides (NO_X)		
Lead (Pb)		
Particulate Matter ($PM_{2.5}$)		
Particulate Matter (PM_{10})		
Total Particulate Matter (TSP)		
Sulfur Dioxide (SO_2)		
Volatile Organic Compounds (VOC)		
Hazardous Air Pollutants	Potential Emissions	
	PPH	TPY
Regulated Pollutants other than Criteria and HAP	Potential Emissions	
	PPH	TPY

List the method(s) used to calculate the potential emissions (include dates of any stack tests conducted, versions of software used, source and dates of emission factors, etc.).

Emissions from this Emission Group are assigned to the major emitting process equipment. Emissions are calculated assuming 8760 hours of operation for most equipment. Emergency equipment emissions are based on 500 hours per year. Highest emitting products were chosen for each emission group, utilizing MON MACT standard batch requirements when appropriate. For tanks the highest throughput in the last three years was increased three times. This was the basis for the PTE. Emissions were calculated using ChemCAD, Essential EHS, Emission Master and/or other appropriate emission estimation models or calculation methodologies (USEPA's TANKS 4.0, WATER9, etc.). Methods take into account stack test results as appropriate.

Applicable Requirements ***T-175***

List all applicable requirements for this emission unit. For each applicable requirement, include the underlying rule/regulation citation and/or construction permit with the condition number. (*Note: Title V permit condition numbers alone are not the underlying applicable requirements*). If an emission limit is calculated based on the type of source and design capacity or if a standard is based on a design parameter, this information should also be included.

Emission Limits - 4.1.1, 4.1.20, 4.1.21, 4.1.22, ; 45CSR13 Permit R13-2338 4.1.1, ; 45CSR34, ; 40CFR63 Subpart FFFF,

Opacity Limits - NA

Operational Limits - 4.1.4, 4.1.23, 4.1.24, 4.1.25, 4.1.26, ; 45CSR13 Permit R13-2338 4.1.4,; 45CSR34 , ; 40CFR63 Subpart FFFF,

X Permit Shield

For all applicable requirements listed above, provide monitoring/testing/recordkeeping/reporting which shall be used to demonstrate compliance. If the method is based on a permit or rule, include the condition number or citation. (Note: Each requirement listed above must have an associated method of demonstrating compliance. If there is not already a required method in place, then a method must be proposed.)

Emission Limits - 4.1.7, 4.5.1, 4.4.3, 4.4.4; 45CSR13 Permit R13-2338 4.1.7, 4.5.1, 4.4.4, 4.4.5; ;

Opacity Limits - NA;

Operational Limits - 4.5.5,4.5.3, 4.1.10, ; 45CSR13 Permit R13-2338 4.1.22,4.5.3, 4.5.5, ; 45CSR34,; 40CFR63 Subpart FFFF,

Are you in compliance with all applicable requirements for this emission unit? X Yes ___No

If no, complete the **Schedule of Compliance Form** as **ATTACHMENT F**.

ATTACHMENT E - Emission Unit Form

Emission Unit Description		*Emission Group 105*
Emission unit ID number: T-178	**Emission unit name:** Tank	**List any control devices associated with this emission unit:** S-174

Provide a description of the emission unit (type, method of operation, design parameters, etc.):

Tank

Manufacturer:	**Model number:**	**Serial number:**
In House	NA	NA
Construction date: 1954	**Installation date:**	**Modification date(s):**

Design Capacity (examples: furnaces - tons/hr, tanks - gallons):

<20,000

Maximum Hourly Throughput:	**Maximum Annual Throughput:**	**Maximum Operating Schedule:**
See Potential Emissions estimation method		8760

Fuel Usage Data **(fill out all applicable fields)**

Does this emission unit combust fuel? ___ Yes ___X No	**If yes, is it?** ___ Indirect Fired ___ Direct Fired
Maximum design heat input and/or maximum horsepower rating:	**Type and Btu/hr rating of burners:**

List the primary fuel type(s) and if applicable, the secondary fuel type(s). For each fuel type listed, provide the maximum hourly and annual fuel usage for each.

Describe each fuel expected to be used during the term of the permit.

Fuel Type	Max. Sulfur Content	Max. Ash Content	BTU Value

Emissions Data	***T-178***	
Criteria Pollutants	Potential Emissions	
	PPH	TPY
Carbon Monoxide (CO)		
Nitrogen Oxides (NO_X)		
Lead (Pb)		
Particulate Matter ($PM_{2.5}$)		
Particulate Matter (PM_{10})		
Total Particulate Matter (TSP)		
Sulfur Dioxide (SO_2)		
Volatile Organic Compounds (VOC)		
Hazardous Air Pollutants	Potential Emissions	
	PPH	TPY
Regulated Pollutants other than Criteria and HAP	Potential Emissions	
	PPH	TPY

List the method(s) used to calculate the potential emissions (include dates of any stack tests conducted, versions of software used, source and dates of emission factors, etc.).

Emissions from this Emission Group are assigned to the major emitting process equipment. Emissions are calculated assuming 8760 hours of operation for most equipment. Emergency equipment emissions are based on 500 hours per year. Highest emitting products were chosen for each emission group, utilizing MON MACT standard batch requirements when appropriate. For tanks the highest throughput in the last three years was increased three times. This was the basis for the PTE. Emissions were calculated using ChemCAD, Essential EHS, Emission Master and/or other appropriate emission estimation models or calculation methodologies (USEPA's TANKS 4.0, WATER9, etc.). Methods take into account stack test results as appropriate.

Applicable Requirements ***T-178***

List all applicable requirements for this emission unit. For each applicable requirement, include the underlying rule/regulation citation and/or construction permit with the condition number. (*Note: Title V permit condition numbers alone are not the underlying applicable requirements*). If an emission limit is calculated based on the type of source and design capacity or if a standard is based on a design parameter, this information should also be included.

Emission Limits - 4.1.1, 4.1.20, 4.1.21, 4.1.22, ; 45CSR13 Permit R13-2338 4.1.1, ; 45CSR34, ; 40CFR63 Subpart FFFF,

Opacity Limits - NA

Operational Limits - 4.1.4, 4.1.23, 4.1.24, 4.1.25, 4.1.26, ; 45CSR13 Permit R13-2338 4.1.4,; 45CSR34 , ; 40CFR63 Subpart FFFF,

X Permit Shield

For all applicable requirements listed above, provide monitoring/testing/recordkeeping/reporting which shall be used to demonstrate compliance. If the method is based on a permit or rule, include the condition number or citation. (Note: Each requirement listed above must have an associated method of demonstrating compliance. If there is not already a required method in place, then a method must be proposed.)

Emission Limits - 4.1.7, 4.5.1, 4.4.3, 4.4.4; 45CSR13 Permit R13-2338 4.1.7, 4.5.1, 4.4.4, 4.4.5; ;

Opacity Limits - NA;

Operational Limits - 4.5.5,4.5.3, 4.1.10, ; 45CSR13 Permit R13-2338 4.1.22,4.5.3, 4.5.5, ; 45CSR34,; 40CFR63 Subpart FFFF,

Are you in compliance with all applicable requirements for this emission unit? X Yes ___No

If no, complete the **Schedule of Compliance Form** as **ATTACHMENT F**.

ATTACHMENT E - Emission Unit Form

Emission Unit Description		*Emission Group 105*
Emission unit ID number: T-180	**Emission unit name:** Tank	**List any control devices associated with this emission unit:** S-174

Provide a description of the emission unit (type, method of operation, design parameters, etc.):

Tank

Manufacturer:	**Model number:**	**Serial number:**
In House	NA	NA
Construction date: 1954	**Installation date:**	**Modification date(s):**

Design Capacity (examples: furnaces - tons/hr, tanks - gallons):

<20,000

Maximum Hourly Throughput:	**Maximum Annual Throughput:**	**Maximum Operating Schedule:**
See Potential Emissions estimation method		8760

Fuel Usage Data **(fill out all applicable fields)**

Does this emission unit combust fuel? ___ Yes ___X No	**If yes, is it?** ___ Indirect Fired ___ Direct Fired
Maximum design heat input and/or maximum horsepower rating:	**Type and Btu/hr rating of burners:**

List the primary fuel type(s) and if applicable, the secondary fuel type(s). For each fuel type listed, provide the maximum hourly and annual fuel usage for each.

Describe each fuel expected to be used during the term of the permit.

Fuel Type	Max. Sulfur Content	Max. Ash Content	BTU Value

Emissions Data ***T-180***

Criteria Pollutants	Potential Emissions	
	PPH	TPY
Carbon Monoxide (CO)		
Nitrogen Oxides (NO_X)		
Lead (Pb)		
Particulate Matter ($PM_{2.5}$)		
Particulate Matter (PM_{10})		
Total Particulate Matter (TSP)		
Sulfur Dioxide (SO_2)		
Volatile Organic Compounds (VOC)		

Hazardous Air Pollutants	Potential Emissions	
	PPH	TPY

Regulated Pollutants other than Criteria and HAP	Potential Emissions	
	PPH	TPY

List the method(s) used to calculate the potential emissions (include dates of any stack tests conducted, versions of software used, source and dates of emission factors, etc.).

Emissions from this Emission Group are assigned to the major emitting process equipment. Emissions are calculated assuming 8760 hours of operation for most equipment. Emergency equipment emissions are based on 500 hours per year. Highest emitting products were chosen for each emission group, utilizing MON MACT standard batch requirements when appropriate. For tanks the highest throughput in the last three years was increased three times. This was the basis for the PTE. Emissions were calculated using ChemCAD, Essential EHS, Emission Master and/or other appropriate emission estimation models or calculation methodologies (USEPA's TANKS 4.0, WATER9, etc.). Methods take into account stack test results as appropriate.

Applicable Requirements ***T-180***

List all applicable requirements for this emission unit. For each applicable requirement, include the underlying rule/regulation citation and/or construction permit with the condition number. (*Note: Title V permit condition numbers alone are not the underlying applicable requirements*). If an emission limit is calculated based on the type of source and design capacity or if a standard is based on a design parameter, this information should also be included.

Emission Limits - 4.1.1, 4.1.20, 4.1.21, 4.1.22, ; 45CSR13 Permit R13-2338 4.1.1, ; 45CSR34, ; 40CFR63 Subpart FFFF,

Opacity Limits - NA

Operational Limits - 4.1.4, 4.1.23, 4.1.24, 4.1.25, 4.1.26, ; 45CSR13 Permit R13-2338 4.1.4,; 45CSR34 , ; 40CFR63 Subpart FFFF,

X Permit Shield

For all applicable requirements listed above, provide monitoring/testing/recordkeeping/reporting which shall be used to demonstrate compliance. If the method is based on a permit or rule, include the condition number or citation. (Note: Each requirement listed above must have an associated method of demonstrating compliance. If there is not already a required method in place, then a method must be proposed.)

Emission Limits - 4.1.7, 4.5.1, 4.4.3, 4.4.4; 45CSR13 Permit R13-2338 4.1.7, 4.5.1, 4.4.4, 4.4.5; ;

Opacity Limits - NA;

Operational Limits - 4.5.5,4.5.3, 4.1.10, ; 45CSR13 Permit R13-2338 4.1.22,4.5.3, 4.5.5, ; 45CSR34,; 40CFR63 Subpart FFFF,

Are you in compliance with all applicable requirements for this emission unit? X Yes ___No

If no, complete the **Schedule of Compliance Form** as **ATTACHMENT F**.

ATTACHMENT E - Emission Unit Form

Emission Unit Description		*Emission Group 105*
Emission unit ID number: T-982	**Emission unit name:** Dumpster	**List any control devices associated with this emission unit:** S-174

Provide a description of the emission unit (type, method of operation, design parameters, etc.):

Tank

Manufacturer: In House	**Model number:** NA	**Serial number:** NA
Construction date: 1973	**Installation date:**	**Modification date(s):**

Design Capacity (examples: furnaces - tons/hr, tanks - gallons):

Maximum Hourly Throughput: See Potential Emissions estimation method	**Maximum Annual Throughput:**	**Maximum Operating Schedule:** 8760

Fuel Usage Data **(fill out all applicable fields)**

Does this emission unit combust fuel? ___ Yes ___X No	**If yes, is it?** ___ Indirect Fired ___ Direct Fired
Maximum design heat input and/or maximum horsepower rating:	**Type and Btu/hr rating of burners:**

List the primary fuel type(s) and if applicable, the secondary fuel type(s). For each fuel type listed, provide the maximum hourly and annual fuel usage for each.

Describe each fuel expected to be used during the term of the permit.

Fuel Type	Max. Sulfur Content	Max. Ash Content	BTU Value

Emissions Data	***T-982***	
Criteria Pollutants	Potential Emissions	
	PPH	TPY
Carbon Monoxide (CO)		
Nitrogen Oxides (NO_X)		
Lead (Pb)		
Particulate Matter ($PM_{2.5}$)		
Particulate Matter (PM_{10})		
Total Particulate Matter (TSP)		
Sulfur Dioxide (SO_2)		
Volatile Organic Compounds (VOC)		
Hazardous Air Pollutants	Potential Emissions	
	PPH	TPY
Regulated Pollutants other than Criteria and HAP	Potential Emissions	
	PPH	TPY

List the method(s) used to calculate the potential emissions (include dates of any stack tests conducted, versions of software used, source and dates of emission factors, etc.).

Emissions from this Emission Group are assigned to the major emitting process equipment. Emissions are calculated assuming 8760 hours of operation for most equipment. Emergency equipment emissions are based on 500 hours per year. Highest emitting products were chosen for each emission group, utilizing MON MACT standard batch requirements when appropriate. For tanks the highest throughput in the last three years was increased three times. This was the basis for the PTE. Emissions were calculated using ChemCAD, Essential EHS, Emission Master and/or other appropriate emission estimation models or calculation methodologies (USEPA's TANKS 4.0, WATER9, etc.). Methods take into account stack test results as appropriate.

Applicable Requirements ***T-982***

List all applicable requirements for this emission unit. For each applicable requirement, include the underlying rule/regulation citation and/or construction permit with the condition number. (*Note: Title V permit condition numbers alone are not the underlying applicable requirements*). If an emission limit is calculated based on the type of source and design capacity or if a standard is based on a design parameter, this information should also be included.

Emission Limits - 4.1.1, 4.1.20, 4.1.21, 4.1.22, ; 45CSR13 Permit R13-2338 4.1.1, ; 45CSR34, ; 40CFR63 Subpart FFFF,

Opacity Limits - NA

Operational Limits - 4.1.4, 4.1.23, 4.1.24, 4.1.25, 4.1.26, ; 45CSR13 Permit R13-2338 4.1.4,; 45CSR34 , ; 40CFR63 Subpart FFFF,

X Permit Shield

For all applicable requirements listed above, provide monitoring/testing/recordkeeping/reporting which shall be used to demonstrate compliance. If the method is based on a permit or rule, include the condition number or citation. (Note: Each requirement listed above must have an associated method of demonstrating compliance. If there is not already a required method in place, then a method must be proposed.)

Emission Limits - 4.1.7, 4.5.1, 4.4.3, 4.4.4; 45CSR13 Permit R13-2338 4.1.7, 4.5.1, 4.4.4, 4.4.5;

Opacity Limits - NA;

Operational Limits - 4.5.5,4.5.3, 4.1.10, ; 45CSR13 Permit R13-2338 4.1.22,4.5.3, 4.5.5, ; 45CSR34,; 40CFR63 Subpart FFFF,

Are you in compliance with all applicable requirements for this emission unit? X Yes ___No

If no, complete the **Schedule of Compliance Form** as **ATTACHMENT F**.

ATTACHMENT E - Emission Unit Form

Emission Unit Description		*Emission Group 105*
Emission unit ID number: T-1210	**Emission unit name:** Tank	**List any control devices associated with this emission unit:** S-174

Provide a description of the emission unit (type, method of operation, design parameters, etc.):

Tank

Manufacturer:	**Model number:**	**Serial number:**
In House	NA	NA
Construction date:	**Installation date:**	**Modification date(s):**

Design Capacity (examples: furnaces - tons/hr, tanks - gallons):

<20,000

Maximum Hourly Throughput:	**Maximum Annual Throughput:**	**Maximum Operating Schedule:**
See Potential Emissions estimation method		8760

Fuel Usage Data **(fill out all applicable fields)**

Does this emission unit combust fuel? ___ Yes ___X No	**If yes, is it?** ___ Indirect Fired ___ Direct Fired
Maximum design heat input and/or maximum horsepower rating:	**Type and Btu/hr rating of burners:**

List the primary fuel type(s) and if applicable, the secondary fuel type(s). For each fuel type listed, provide the maximum hourly and annual fuel usage for each.

Describe each fuel expected to be used during the term of the permit.

Fuel Type	Max. Sulfur Content	Max. Ash Content	BTU Value

Emissions Data	***T-1210***	
Criteria Pollutants	Potential Emissions	
	PPH	TPY
Carbon Monoxide (CO)		
Nitrogen Oxides (NO_X)		
Lead (Pb)		
Particulate Matter ($PM_{2.5}$)		
Particulate Matter (PM_{10})		
Total Particulate Matter (TSP)		
Sulfur Dioxide (SO_2)		
Volatile Organic Compounds (VOC)		
Hazardous Air Pollutants	Potential Emissions	
	PPH	TPY
Regulated Pollutants other than Criteria and HAP	Potential Emissions	
	PPH	TPY

List the method(s) used to calculate the potential emissions (include dates of any stack tests conducted, versions of software used, source and dates of emission factors, etc.).

Emissions from this Emission Group are assigned to the major emitting process equipment. Emissions are calculated assuming 8760 hours of operation for most equipment. Emergency equipment emissions are based on 500 hours per year. Highest emitting products were chosen for each emission group, utilizing MON MACT standard batch requirements when appropriate. For tanks the highest throughput in the last three years was increased three times. This was the basis for the PTE. Emissions were calculated using ChemCAD, Essential EHS, Emission Master and/or other appropriate emission estimation models or calculation methodologies (USEPA's TANKS 4.0, WATER9, etc.). Methods take into account stack test results as appropriate.

Applicable Requirements ***T-1210***

List all applicable requirements for this emission unit. For each applicable requirement, include the underlying rule/regulation citation and/or construction permit with the condition number. (*Note: Title V permit condition numbers alone are not the underlying applicable requirements*). If an emission limit is calculated based on the type of source and design capacity or if a standard is based on a design parameter, this information should also be included.

Emission Limits - 4.1.1, 4.1.20, 4.1.21, 4.1.22, ; 45CSR13 Permit R13-2338 4.1.1, ; 45CSR34, ; 40CFR63 Subpart FFFF,

Opacity Limits - NA

Operational Limits - 4.1.4, 4.1.23, 4.1.24, 4.1.25, 4.1.26, ; 45CSR13 Permit R13-2338 4.1.4,; 45CSR34 , ; 40CFR63 Subpart FFFF,

X Permit Shield

For all applicable requirements listed above, provide monitoring/testing/recordkeeping/reporting which shall be used to demonstrate compliance. If the method is based on a permit or rule, include the condition number or citation. (Note: Each requirement listed above must have an associated method of demonstrating compliance. If there is not already a required method in place, then a method must be proposed.)

Emission Limits - 4.1.7, 4.5.1, 4.4.3, 4.4.4; 45CSR13 Permit R13-2338 4.1.7, 4.5.1, 4.4.4, 4.4.5; ;

Opacity Limits - NA;

Operational Limits - 4.5.5,4.5.3, 4.1.10, ; 45CSR13 Permit R13-2338 4.1.22,4.5.3, 4.5.5, ; 45CSR34,; 40CFR63 Subpart FFFF,

Are you in compliance with all applicable requirements for this emission unit? X Yes ___No

If no, complete the **Schedule of Compliance Form** as **ATTACHMENT F**.

ATTACHMENT E - Emission Unit Form

Emission Unit Description		*Emission Group 105*
Emission unit ID number: T-1640	**Emission unit name:** Tank	**List any control devices associated with this emission unit:** S-174

Provide a description of the emission unit (type, method of operation, design parameters, etc.):

Tank

Manufacturer:	**Model number:**	**Serial number:**
In House	NA	NA
Construction date: 1989	**Installation date:**	**Modification date(s):**

Design Capacity (examples: furnaces - tons/hr, tanks - gallons):

<20,000

Maximum Hourly Throughput:	**Maximum Annual Throughput:**	**Maximum Operating Schedule:**
See Potential Emissions estimation method		8760

Fuel Usage Data **(fill out all applicable fields)**

Does this emission unit combust fuel? ___ Yes ___X No	**If yes, is it?** ___ Indirect Fired ___ Direct Fired
Maximum design heat input and/or maximum horsepower rating:	**Type and Btu/hr rating of burners:**

List the primary fuel type(s) and if applicable, the secondary fuel type(s). For each fuel type listed, provide the maximum hourly and annual fuel usage for each.

Describe each fuel expected to be used during the term of the permit.

Fuel Type	Max. Sulfur Content	Max. Ash Content	BTU Value

Emissions Data	***T-1640***	
Criteria Pollutants	Potential Emissions	
	PPH	TPY
Carbon Monoxide (CO)		
Nitrogen Oxides (NO_X)		
Lead (Pb)		
Particulate Matter ($PM_{2.5}$)		
Particulate Matter (PM_{10})		
Total Particulate Matter (TSP)		
Sulfur Dioxide (SO_2)		
Volatile Organic Compounds (VOC)		
Hazardous Air Pollutants	Potential Emissions	
	PPH	TPY
Regulated Pollutants other than Criteria and HAP	Potential Emissions	
	PPH	TPY

List the method(s) used to calculate the potential emissions (include dates of any stack tests conducted, versions of software used, source and dates of emission factors, etc.).

Emissions from this Emission Group are assigned to the major emitting process equipment. Emissions are calculated assuming 8760 hours of operation for most equipment. Emergency equipment emissions are based on 500 hours per year. Highest emitting products were chosen for each emission group, utilizing MON MACT standard batch requirements when appropriate. For tanks the highest throughput in the last three years was increased three times. This was the basis for the PTE. Emissions were calculated using ChemCAD, Essential EHS, Emission Master and/or other appropriate emission estimation models or calculation methodologies (USEPA's TANKS 4.0, WATER9, etc.). Methods take into account stack test results as appropriate.

Applicable Requirements ***T-1640***

List all applicable requirements for this emission unit. For each applicable requirement, include the underlying rule/regulation citation and/or construction permit with the condition number. (*Note: Title V permit condition numbers alone are not the underlying applicable requirements*). If an emission limit is calculated based on the type of source and design capacity or if a standard is based on a design parameter, this information should also be included.

Emission Limits - 4.1.1, 4.1.20, 4.1.21, 4.1.22, ; 45CSR13 Permit R13-2338 4.1.1, ; 45CSR34, ; 40CFR63 Subpart FFFF,

Opacity Limits - NA

Operational Limits - 4.1.4, 4.1.23, 4.1.24, 4.1.25, 4.1.26, ; 45CSR13 Permit R13-2338 4.1.4,; 45CSR34 , ; 40CFR63 Subpart FFFF,

X Permit Shield

For all applicable requirements listed above, provide monitoring/testing/recordkeeping/reporting which shall be used to demonstrate compliance. If the method is based on a permit or rule, include the condition number or citation. (Note: Each requirement listed above must have an associated method of demonstrating compliance. If there is not already a required method in place, then a method must be proposed.)

Emission Limits - 4.1.7, 4.5.1, 4.4.3, 4.4.4; 45CSR13 Permit R13-2338 4.1.7, 4.5.1, 4.4.4, 4.4.5; ;

Opacity Limits - NA;

Operational Limits - 4.5.5,4.5.3, 4.1.10, ; 45CSR13 Permit R13-2338 4.1.22,4.5.3, 4.5.5, ; 45CSR34,; 40CFR63 Subpart FFFF,

Are you in compliance with all applicable requirements for this emission unit? X Yes ___No

If no, complete the **Schedule of Compliance Form** as **ATTACHMENT F**.

ATTACHMENT E - Emission Unit Form

Emission Unit Description		*Emission Group 105, 149*
Emission unit ID number: T-902	**Emission unit name:** Dumpster	**List any control devices associated with this emission unit:** S-174
Provide a description of the emission unit (type, method of operation, design parameters, etc.): Tank		
Manufacturer: In House	**Model number:** NA	**Serial number:** NA
Construction date: 1969	**Installation date:**	**Modification date(s):**
Design Capacity (examples: furnaces - tons/hr, tanks - gallons):		
Maximum Hourly Throughput: See Potential Emissions estimation method	**Maximum Annual Throughput:**	**Maximum Operating Schedule:** 8760
Fuel Usage Data **(fill out all applicable fields)**		
Does this emission unit combust fuel? ___ Yes ___X No		**If yes, is it?** ___ Indirect Fired ___ Direct Fired
Maximum design heat input and/or maximum horsepower rating:		**Type and Btu/hr rating of burners:**
List the primary fuel type(s) and if applicable, the secondary fuel type(s). For each fuel type listed, provide the maximum hourly and annual fuel usage for each.		

Describe each fuel expected to be used during the term of the permit.

Fuel Type	Max. Sulfur Content	Max. Ash Content	BTU Value

Emissions Data	***T-902***	
Criteria Pollutants	Potential Emissions	
	PPH	TPY
Carbon Monoxide (CO)		
Nitrogen Oxides (NO_X)		
Lead (Pb)		
Particulate Matter ($PM_{2.5}$)		
Particulate Matter (PM_{10})		
Total Particulate Matter (TSP)		
Sulfur Dioxide (SO_2)		
Volatile Organic Compounds (VOC)		
Hazardous Air Pollutants	Potential Emissions	
	PPH	TPY
Regulated Pollutants other than Criteria and HAP	Potential Emissions	
	PPH	TPY

List the method(s) used to calculate the potential emissions (include dates of any stack tests conducted, versions of software used, source and dates of emission factors, etc.).

Emissions from this Emission Group are assigned to the major emitting process equipment. Emissions are calculated assuming 8760 hours of operation for most equipment. Emergency equipment emissions are based on 500 hours per year. Highest emitting products were chosen for each emission group, utilizing MON MACT standard batch requirements when appropriate. For tanks the highest throughput in the last three years was increased three times. This was the basis for the PTE. Emissions were calculated using ChemCAD, Essential EHS, Emission Master and/or other appropriate emission estimation models or calculation methodologies (USEPA's TANKS 4.0, WATER9, etc.). Methods take into account stack test results as appropriate.

Applicable Requirements ***T-902***

List all applicable requirements for this emission unit. For each applicable requirement, include the underlying rule/regulation citation and/or construction permit with the condition number. (*Note: Title V permit condition numbers alone are not the underlying applicable requirements*). If an emission limit is calculated based on the type of source and design capacity or if a standard is based on a design parameter, this information should also be included.

Emission Limits - 4.1.1, 4.1.20, 4.1.21, 4.1.22, ; 45CSR13 Permit R13-2338 4.1.1, ; 45CSR34, ; 40CFR63 Subpart FFFF,

Opacity Limits - NA

Operational Limits - 4.1.4, 4.1.23, 4.1.24, 4.1.25, 4.1.26, ; 45CSR13 Permit R13-2338 4.1.4,; 45CSR34 , ; 40CFR63 Subpart FFFF,

X Permit Shield

For all applicable requirements listed above, provide monitoring/testing/recordkeeping/reporting which shall be used to demonstrate compliance. If the method is based on a permit or rule, include the condition number or citation. (Note: Each requirement listed above must have an associated method of demonstrating compliance. If there is not already a required method in place, then a method must be proposed.)

Emission Limits - 4.1.7, 4.5.1, 4.4.3, 4.4.4; 45CSR13 Permit R13-2338 4.1.7, 4.5.1, 4.4.4, 4.4.5;

Opacity Limits - NA;

Operational Limits - 4.5.5,4.5.3, 4.1.10, ; 45CSR13 Permit R13-2338 4.1.22,4.5.3, 4.5.5, ; 45CSR34,; 40CFR63 Subpart FFFF,

Are you in compliance with all applicable requirements for this emission unit? X Yes ___No

If no, complete the **Schedule of Compliance Form** as **ATTACHMENT F**.

ATTACHMENT E - Emission Unit Form

Emission Unit Description		*Emission Group 105, 149*
Emission unit ID number: T-1240	**Emission unit name:** Dumpster	**List any control devices associated with this emission unit:** S-174
Provide a description of the emission unit (type, method of operation, design parameters, etc.): Tank		
Manufacturer: In House	**Model number:** NA	**Serial number:** NA
Construction date: 1977	**Installation date:**	**Modification date(s):**
Design Capacity (examples: furnaces - tons/hr, tanks - gallons):		
Maximum Hourly Throughput: See Potential Emissions estimation method	**Maximum Annual Throughput:**	**Maximum Operating Schedule:** 8760
Fuel Usage Data **(fill out all applicable fields)**		
Does this emission unit combust fuel? ___ Yes ___X No		**If yes, is it?** ___ Indirect Fired ___ Direct Fired
Maximum design heat input and/or maximum horsepower rating:		**Type and Btu/hr rating of burners:**
List the primary fuel type(s) and if applicable, the secondary fuel type(s). For each fuel type listed, provide the maximum hourly and annual fuel usage for each.		

Describe each fuel expected to be used during the term of the permit.

Fuel Type	Max. Sulfur Content	Max. Ash Content	BTU Value

Emissions Data	***T-1240***	
Criteria Pollutants	Potential Emissions	
	PPH	TPY
Carbon Monoxide (CO)		
Nitrogen Oxides (NO_X)		
Lead (Pb)		
Particulate Matter ($PM_{2.5}$)		
Particulate Matter (PM_{10})		
Total Particulate Matter (TSP)		
Sulfur Dioxide (SO_2)		
Volatile Organic Compounds (VOC)		
Hazardous Air Pollutants	Potential Emissions	
	PPH	TPY
Regulated Pollutants other than Criteria and HAP	Potential Emissions	
	PPH	TPY

List the method(s) used to calculate the potential emissions (include dates of any stack tests conducted, versions of software used, source and dates of emission factors, etc.).

Emissions from this Emission Group are assigned to the major emitting process equipment. Emissions are calculated assuming 8760 hours of operation for most equipment. Emergency equipment emissions are based on 500 hours per year. Highest emitting products were chosen for each emission group, utilizing MON MACT standard batch requirements when appropriate. For tanks the highest throughput in the last three years was increased three times. This was the basis for the PTE. Emissions were calculated using ChemCAD, Essential EHS, Emission Master and/or other appropriate emission estimation models or calculation methodologies (USEPA's TANKS 4.0, WATER9, etc.). Methods take into account stack test results as appropriate.

Applicable Requirements ***T-1240***

List all applicable requirements for this emission unit. For each applicable requirement, include the underlying rule/regulation citation and/or construction permit with the condition number. (*Note: Title V permit condition numbers alone are not the underlying applicable requirements*). If an emission limit is calculated based on the type of source and design capacity or if a standard is based on a design parameter, this information should also be included.

Emission Limits - 4.1.1, 4.1.20, 4.1.21, 4.1.22, ; 45CSR13 Permit R13-2338 4.1.1, ; 45CSR34, ; 40CFR63 Subpart FFFF,

Opacity Limits - NA

Operational Limits - 4.1.4, 4.1.23, 4.1.24, 4.1.25, 4.1.26, ; 45CSR13 Permit R13-2338 4.1.4,; 45CSR34 , ; 40CFR63 Subpart FFFF,

X Permit Shield

For all applicable requirements listed above, provide monitoring/testing/recordkeeping/reporting which shall be used to demonstrate compliance. If the method is based on a permit or rule, include the condition number or citation. (Note: Each requirement listed above must have an associated method of demonstrating compliance. If there is not already a required method in place, then a method must be proposed.)

Emission Limits - 4.1.7, 4.5.1, 4.4.3, 4.4.4; 45CSR13 Permit R13-2338 4.1.7, 4.5.1, 4.4.4, 4.4.5;

Opacity Limits - NA;

Operational Limits - 4.5.5,4.5.3, 4.1.10, ; 45CSR13 Permit R13-2338 4.1.22,4.5.3, 4.5.5, ; 45CSR34,; 40CFR63 Subpart FFFF,

Are you in compliance with all applicable requirements for this emission unit? X Yes ___No

If no, complete the **Schedule of Compliance Form** as **ATTACHMENT F**.

ATTACHMENT E - Emission Unit Form

Emission Unit Description		*Emission Group 106*
Emission unit ID number: K-17	**Emission unit name:** Reactor	**List any control devices associated with this emission unit:** S-174
Provide a description of the emission unit (type, method of operation, design parameters, etc.): Reactor		
Manufacturer: In House	**Model number:** NA	**Serial number:** NA
Construction date:	**Installation date:**	**Modification date(s):**
Design Capacity (examples: furnaces - tons/hr, tanks - gallons):		
Maximum Hourly Throughput: See Potential Emissions estimation method	**Maximum Annual Throughput:**	**Maximum Operating Schedule:** 8760
Fuel Usage Data **(fill out all applicable fields)**		
Does this emission unit combust fuel? ___ Yes ___X No		**If yes, is it?** ___ Indirect Fired ___ Direct Fired
Maximum design heat input and/or maximum horsepower rating:		**Type and Btu/hr rating of burners:**
List the primary fuel type(s) and if applicable, the secondary fuel type(s). For each fuel type listed, provide the maximum hourly and annual fuel usage for each.		

Describe each fuel expected to be used during the term of the permit.

Fuel Type	Max. Sulfur Content	Max. Ash Content	BTU Value

Emissions Data ***K-17***

Criteria Pollutants	Potential Emissions	
	PPH	TPY
Carbon Monoxide (CO)		
Nitrogen Oxides (NO_X)		
Lead (Pb)		
Particulate Matter ($PM_{2.5}$)		
Particulate Matter (PM_{10})		
Total Particulate Matter (TSP)		
Sulfur Dioxide (SO_2)		
Volatile Organic Compounds (VOC)	0.05	0.20

Hazardous Air Pollutants	Potential Emissions	
	PPH	TPY
Toluene	0.05	0.20

Regulated Pollutants other than Criteria and HAP	Potential Emissions	
	PPH	TPY

List the method(s) used to calculate the potential emissions (include dates of any stack tests conducted, versions of software used, source and dates of emission factors, etc.).

Emissions from this Emission Group are assigned to the major emitting process equipment. Emissions are calculated assuming 8760 hours of operation for most equipment. Emergency equipment emissions are based on 500 hours per year. Highest emitting products were chosen for each emission group, utilizing MON MACT standard batch requirements when appropriate. For tanks the highest throughput in the last three years was increased three times. This was the basis for the PTE. Emissions were calculated using ChemCAD, Essential EHS, Emission Master and/or other appropriate emission estimation models or calculation methodologies (USEPA's TANKS 4.0, WATER9, etc.). Methods take into account stack test results as appropriate.

Applicable Requirements ***K-17***

List all applicable requirements for this emission unit. For each applicable requirement, include the underlying rule/regulation citation and/or construction permit with the condition number. (*Note: Title V permit condition numbers alone are not the underlying applicable requirements*). If an emission limit is calculated based on the type of source and design capacity or if a standard is based on a design parameter, this information should also be included.

Emission Limits - 4.1.1, 4.1.20, 4.1.21, 4.1.22, ; 45CSR13 Permit R13-2338 4.1.1, ; 45CSR34, ; 40CFR63 Subpart FFFF,

Opacity Limits - NA

Operational Limits - 4.1.4, 4.1.23, 4.1.24, 4.1.25, 4.1.26, ; 45CSR13 Permit R13-2338 4.1.4,; 45CSR34 , ; 40CFR63 Subpart FFFF,

X Permit Shield

For all applicable requirements listed above, provide monitoring/testing/recordkeeping/reporting which shall be used to demonstrate compliance. If the method is based on a permit or rule, include the condition number or citation. (Note: Each requirement listed above must have an associated method of demonstrating compliance. If there is not already a required method in place, then a method must be proposed.)

Emission Limits - 4.1.7, 4.5.1, 4.4.3, 4.4.4; 45CSR13 Permit R13-2338 4.1.7, 4.5.1, 4.4.4, 4.4.5;

Opacity Limits - NA;

Operational Limits - 4.5.5,4.5.3, 4.1.10, ; 45CSR13 Permit R13-2338 4.1.22,4.5.3, 4.5.5, ; 45CSR34,; 40CFR63 Subpart FFFF,

Are you in compliance with all applicable requirements for this emission unit? X Yes ___No

If no, complete the **Schedule of Compliance Form** as **ATTACHMENT F**.

ATTACHMENT E - Emission Unit Form

Emission Unit Description		*Emission Group 106*
Emission unit ID number: T-329	**Emission unit name:** Tank	**List any control devices associated with this emission unit:** NONE

Provide a description of the emission unit (type, method of operation, design parameters, etc.):

Tank

Manufacturer:	**Model number:**	**Serial number:**
In House	NA	NA
Construction date: 1954	**Installation date:**	**Modification date(s):**

Design Capacity (examples: furnaces - tons/hr, tanks - gallons):

<20,000

Maximum Hourly Throughput:	**Maximum Annual Throughput:**	**Maximum Operating Schedule:**
See Potential Emissions estimation method		8760

Fuel Usage Data **(fill out all applicable fields)**

Does this emission unit combust fuel? ___ Yes ___X No	**If yes, is it?** ___ Indirect Fired ___ Direct Fired
Maximum design heat input and/or maximum horsepower rating:	**Type and Btu/hr rating of burners:**

List the primary fuel type(s) and if applicable, the secondary fuel type(s). For each fuel type listed, provide the maximum hourly and annual fuel usage for each.

Describe each fuel expected to be used during the term of the permit.

Fuel Type	Max. Sulfur Content	Max. Ash Content	BTU Value

Emissions Data	***T-329***	
Criteria Pollutants	Potential Emissions	
	PPH	TPY
Carbon Monoxide (CO)		
Nitrogen Oxides (NO_X)		
Lead (Pb)		
Particulate Matter ($PM_{2.5}$)		
Particulate Matter (PM_{10})		
Total Particulate Matter (TSP)		
Sulfur Dioxide (SO_2)		
Volatile Organic Compounds (VOC)	0.05	0.20
Hazardous Air Pollutants	Potential Emissions	
	PPH	TPY
Regulated Pollutants other than Criteria and HAP	Potential Emissions	
	PPH	TPY

List the method(s) used to calculate the potential emissions (include dates of any stack tests conducted, versions of software used, source and dates of emission factors, etc.).

Emissions from this Emission Group are assigned to the major emitting process equipment. Emissions are calculated assuming 8760 hours of operation for most equipment. Emergency equipment emissions are based on 500 hours per year. Highest emitting products were chosen for each emission group, utilizing MON MACT standard batch requirements when appropriate. For tanks the highest throughput in the last three years was increased three times. This was the basis for the PTE. Emissions were calculated using ChemCAD, Essential EHS, Emission Master and/or other appropriate emission estimation models or calculation methodologies (USEPA's TANKS 4.0, WATER9, etc.). Methods take into account stack test results as appropriate.

Applicable Requirements ***T-329***

List all applicable requirements for this emission unit. For each applicable requirement, include the underlying rule/regulation citation and/or construction permit with the condition number. (*Note: Title V permit condition numbers alone are not the underlying applicable requirements*). If an emission limit is calculated based on the type of source and design capacity or if a standard is based on a design parameter, this information should also be included.

Emission Limits - 4.1.1, 4.1.20, 4.1.21, 4.1.22, ; 45CSR13 Permit R13-2338 4.1.1, ; 45CSR34, ; 40CFR63 Subpart FFFF,

Opacity Limits - NA

Operational Limits - 4.1.4, 4.1.23, 4.1.24, 4.1.25, 4.1.26, ; 45CSR13 Permit R13-2338 4.1.4,; 45CSR34 , ; 40CFR63 Subpart FFFF,

X Permit Shield

For all applicable requirements listed above, provide monitoring/testing/recordkeeping/reporting which shall be used to demonstrate compliance. If the method is based on a permit or rule, include the condition number or citation. (Note: Each requirement listed above must have an associated method of demonstrating compliance. If there is not already a required method in place, then a method must be proposed.)

Emission Limits - 4.1.7, 4.5.1, 4.4.3, 4.4.4; 45CSR13 Permit R13-2338 4.1.7, 4.5.1, 4.4.4, 4.4.5;

Opacity Limits - NA;

Operational Limits - 4.5.5,4.5.3, 4.1.10, ; 45CSR13 Permit R13-2338 4.1.22,4.5.3, 4.5.5, ; 45CSR34,; 40CFR63 Subpart FFFF,

Are you in compliance with all applicable requirements for this emission unit? X Yes ___No

If no, complete the **Schedule of Compliance Form** as **ATTACHMENT F**.

ATTACHMENT E - Emission Unit Form

Emission Unit Description		*Emission Group 106*
Emission unit ID number: T-614	**Emission unit name:** Tank	**List any control devices associated with this emission unit:** S-174
Provide a description of the emission unit (type, method of operation, design parameters, etc.): Tank		
Manufacturer: In House	**Model number:** NA	**Serial number:** NA
Construction date: 1954	**Installation date:**	**Modification date(s):**
Design Capacity (examples: furnaces - tons/hr, tanks - gallons): <20,000		
Maximum Hourly Throughput: See Potential Emissions estimation method	**Maximum Annual Throughput:**	**Maximum Operating Schedule:** 8760
Fuel Usage Data **(fill out all applicable fields)**		
Does this emission unit combust fuel? ___ Yes ___X No		**If yes, is it?** ___ Indirect Fired ___ Direct Fired
Maximum design heat input and/or maximum horsepower rating:		**Type and Btu/hr rating of burners:**
List the primary fuel type(s) and if applicable, the secondary fuel type(s). For each fuel type listed, provide the maximum hourly and annual fuel usage for each.		

Describe each fuel expected to be used during the term of the permit.

Fuel Type	Max. Sulfur Content	Max. Ash Content	BTU Value

Emissions Data	***T-614***	
Criteria Pollutants	Potential Emissions	
	PPH	TPY
Carbon Monoxide (CO)		
Nitrogen Oxides (NO_X)		
Lead (Pb)		
Particulate Matter ($PM_{2.5}$)		
Particulate Matter (PM_{10})		
Total Particulate Matter (TSP)		
Sulfur Dioxide (SO_2)		
Volatile Organic Compounds (VOC)		
Hazardous Air Pollutants	Potential Emissions	
	PPH	TPY
Regulated Pollutants other than Criteria and HAP	Potential Emissions	
	PPH	TPY

List the method(s) used to calculate the potential emissions (include dates of any stack tests conducted, versions of software used, source and dates of emission factors, etc.).

Emissions from this Emission Group are assigned to the major emitting process equipment. Emissions are calculated assuming 8760 hours of operation for most equipment. Emergency equipment emissions are based on 500 hours per year. Highest emitting products were chosen for each emission group, utilizing MON MACT standard batch requirements when appropriate. For tanks the highest throughput in the last three years was increased three times. This was the basis for the PTE. Emissions were calculated using ChemCAD, Essential EHS, Emission Master and/or other appropriate emission estimation models or calculation methodologies (USEPA's TANKS 4.0, WATER9, etc.). Methods take into account stack test results as appropriate.

Applicable Requirements ***T-614***

List all applicable requirements for this emission unit. For each applicable requirement, include the underlying rule/regulation citation and/or construction permit with the condition number. (*Note: Title V permit condition numbers alone are not the underlying applicable requirements*). If an emission limit is calculated based on the type of source and design capacity or if a standard is based on a design parameter, this information should also be included.

Emission Limits - 4.1.1, 4.1.20, 4.1.21, 4.1.22, ; 45CSR13 Permit R13-2338 4.1.1, ; 45CSR34, ; 40CFR63 Subpart FFFF,

Opacity Limits - NA

Operational Limits - 4.1.4, 4.1.23, 4.1.24, 4.1.25, 4.1.26, ; 45CSR13 Permit R13-2338 4.1.4,; 45CSR34 , ; 40CFR63 Subpart FFFF,

X Permit Shield

For all applicable requirements listed above, provide monitoring/testing/recordkeeping/reporting which shall be used to demonstrate compliance. If the method is based on a permit or rule, include the condition number or citation. (Note: Each requirement listed above must have an associated method of demonstrating compliance. If there is not already a required method in place, then a method must be proposed.)

Emission Limits - 4.1.7, 4.5.1, 4.4.3, 4.4.4; 45CSR13 Permit R13-2338 4.1.7, 4.5.1, 4.4.4, 4.4.5;

Opacity Limits - NA;

Operational Limits - 4.5.5,4.5.3, 4.1.10, ; 45CSR13 Permit R13-2338 4.1.22,4.5.3, 4.5.5, ; 45CSR34,; 40CFR63 Subpart FFFF,

Are you in compliance with all applicable requirements for this emission unit? X Yes ___No

If no, complete the **Schedule of Compliance Form** as **ATTACHMENT F**.

ATTACHMENT E - Emission Unit Form

Emission Unit Description		*Emission Group 106*
Emission unit ID number: T-953	**Emission unit name:** Tank	**List any control devices associated with this emission unit:** S-174

Provide a description of the emission unit (type, method of operation, design parameters, etc.):

Tank

Manufacturer:	**Model number:**	**Serial number:**
In House	NA	NA
Construction date: 1972	**Installation date:**	**Modification date(s):**

Design Capacity (examples: furnaces - tons/hr, tanks - gallons):

<20,000

Maximum Hourly Throughput:	**Maximum Annual Throughput:**	**Maximum Operating Schedule:**
See Potential Emissions estimation method		8760

Fuel Usage Data **(fill out all applicable fields)**

Does this emission unit combust fuel? ___ Yes ___X No	**If yes, is it?** ___ Indirect Fired ___ Direct Fired
Maximum design heat input and/or maximum horsepower rating:	**Type and Btu/hr rating of burners:**

List the primary fuel type(s) and if applicable, the secondary fuel type(s). For each fuel type listed, provide the maximum hourly and annual fuel usage for each.

Describe each fuel expected to be used during the term of the permit.

Fuel Type	Max. Sulfur Content	Max. Ash Content	BTU Value

Emissions Data	***T-953***	
Criteria Pollutants	Potential Emissions	
	PPH	TPY
Carbon Monoxide (CO)		
Nitrogen Oxides (NO_X)		
Lead (Pb)		
Particulate Matter ($PM_{2.5}$)		
Particulate Matter (PM_{10})		
Total Particulate Matter (TSP)		
Sulfur Dioxide (SO_2)		
Volatile Organic Compounds (VOC)		
Hazardous Air Pollutants	Potential Emissions	
	PPH	TPY
Regulated Pollutants other than Criteria and HAP	Potential Emissions	
	PPH	TPY

List the method(s) used to calculate the potential emissions (include dates of any stack tests conducted, versions of software used, source and dates of emission factors, etc.).

Emissions from this Emission Group are assigned to the major emitting process equipment. Emissions are calculated assuming 8760 hours of operation for most equipment. Emergency equipment emissions are based on 500 hours per year. Highest emitting products were chosen for each emission group, utilizing MON MACT standard batch requirements when appropriate. For tanks the highest throughput in the last three years was increased three times. This was the basis for the PTE. Emissions were calculated using ChemCAD, Essential EHS, Emission Master and/or other appropriate emission estimation models or calculation methodologies (USEPA's TANKS 4.0, WATER9, etc.). Methods take into account stack test results as appropriate.

Applicable Requirements ***T-953***

List all applicable requirements for this emission unit. For each applicable requirement, include the underlying rule/regulation citation and/or construction permit with the condition number. (*Note: Title V permit condition numbers alone are not the underlying applicable requirements*). If an emission limit is calculated based on the type of source and design capacity or if a standard is based on a design parameter, this information should also be included.

Emission Limits - 4.1.1, 4.1.20, 4.1.21, 4.1.22, ; 45CSR13 Permit R13-2338 4.1.1, ; 45CSR34, ; 40CFR63 Subpart FFFF,

Opacity Limits - NA

Operational Limits - 4.1.4, 4.1.23, 4.1.24, 4.1.25, 4.1.26, ; 45CSR13 Permit R13-2338 4.1.4,; 45CSR34 , ; 40CFR63 Subpart FFFF,

X Permit Shield

For all applicable requirements listed above, provide monitoring/testing/recordkeeping/reporting which shall be used to demonstrate compliance. If the method is based on a permit or rule, include the condition number or citation. (Note: Each requirement listed above must have an associated method of demonstrating compliance. If there is not already a required method in place, then a method must be proposed.)

Emission Limits - 4.1.7, 4.5.1, 4.4.3, 4.4.4; 45CSR13 Permit R13-2338 4.1.7, 4.5.1, 4.4.4, 4.4.5;

Opacity Limits - NA;

Operational Limits - 4.5.5,4.5.3, 4.1.10, ; 45CSR13 Permit R13-2338 4.1.22,4.5.3, 4.5.5, ; 45CSR34,; 40CFR63 Subpart FFFF,

Are you in compliance with all applicable requirements for this emission unit? X Yes ___No

If no, complete the **Schedule of Compliance Form** as **ATTACHMENT F**.

ATTACHMENT E - Emission Unit Form

Emission Unit Description		*Emission Group 106*
Emission unit ID number: T-1246	**Emission unit name:** Tank	**List any control devices associated with this emission unit:** S-174

Provide a description of the emission unit (type, method of operation, design parameters, etc.):

Tank

Manufacturer: In House	**Model number:** NA	**Serial number:** NA
Construction date: 1978	**Installation date:**	**Modification date(s):**

Design Capacity (examples: furnaces - tons/hr, tanks - gallons):

<20,000

Maximum Hourly Throughput: See Potential Emissions estimation method	**Maximum Annual Throughput:**	**Maximum Operating Schedule:** 8760

Fuel Usage Data **(fill out all applicable fields)**

Does this emission unit combust fuel? ___ Yes ___X No	**If yes, is it?** ___ Indirect Fired ___ Direct Fired
Maximum design heat input and/or maximum horsepower rating:	**Type and Btu/hr rating of burners:**

List the primary fuel type(s) and if applicable, the secondary fuel type(s). For each fuel type listed, provide the maximum hourly and annual fuel usage for each.

Describe each fuel expected to be used during the term of the permit.

Fuel Type	Max. Sulfur Content	Max. Ash Content	BTU Value

Emissions Data	***T-1246***	
Criteria Pollutants	Potential Emissions	
	PPH	TPY
Carbon Monoxide (CO)		
Nitrogen Oxides (NO_X)		
Lead (Pb)		
Particulate Matter ($PM_{2.5}$)		
Particulate Matter (PM_{10})		
Total Particulate Matter (TSP)		
Sulfur Dioxide (SO_2)		
Volatile Organic Compounds (VOC)		
Hazardous Air Pollutants	Potential Emissions	
	PPH	TPY
Regulated Pollutants other than Criteria and HAP	Potential Emissions	
	PPH	TPY

List the method(s) used to calculate the potential emissions (include dates of any stack tests conducted, versions of software used, source and dates of emission factors, etc.).

Emissions from this Emission Group are assigned to the major emitting process equipment. Emissions are calculated assuming 8760 hours of operation for most equipment. Emergency equipment emissions are based on 500 hours per year. Highest emitting products were chosen for each emission group, utilizing MON MACT standard batch requirements when appropriate. For tanks the highest throughput in the last three years was increased three times. This was the basis for the PTE. Emissions were calculated using ChemCAD, Essential EHS, Emission Master and/or other appropriate emission estimation models or calculation methodologies (USEPA's TANKS 4.0, WATER9, etc.). Methods take into account stack test results as appropriate.

Applicable Requirements ***T-1246***

List all applicable requirements for this emission unit. For each applicable requirement, include the underlying rule/regulation citation and/or construction permit with the condition number. (*Note: Title V permit condition numbers alone are not the underlying applicable requirements*). If an emission limit is calculated based on the type of source and design capacity or if a standard is based on a design parameter, this information should also be included.

Emission Limits - 4.1.1, 4.1.20, 4.1.21, 4.1.22, ; 45CSR13 Permit R13-2338 4.1.1, ; 45CSR34, ; 40CFR63 Subpart FFFF,

Opacity Limits - NA

Operational Limits - 4.1.4, 4.1.23, 4.1.24, 4.1.25, 4.1.26, ; 45CSR13 Permit R13-2338 4.1.4,; 45CSR34 , ; 40CFR63 Subpart FFFF,

X Permit Shield

For all applicable requirements listed above, provide monitoring/testing/recordkeeping/reporting which shall be used to demonstrate compliance. If the method is based on a permit or rule, include the condition number or citation. (Note: Each requirement listed above must have an associated method of demonstrating compliance. If there is not already a required method in place, then a method must be proposed.)

Emission Limits - 4.1.7, 4.5.1, 4.4.3, 4.4.4; 45CSR13 Permit R13-2338 4.1.7, 4.5.1, 4.4.4, 4.4.5;

Opacity Limits - NA;

Operational Limits - 4.5.5,4.5.3, 4.1.10, ; 45CSR13 Permit R13-2338 4.1.22,4.5.3, 4.5.5, ; 45CSR34,; 40CFR63 Subpart FFFF,

Are you in compliance with all applicable requirements for this emission unit? X Yes ___No

If no, complete the **Schedule of Compliance Form** as **ATTACHMENT F**.

ATTACHMENT E - Emission Unit Form

Emission Unit Description		*Emission Group 106*
Emission unit ID number: T-1839	**Emission unit name:** Emergency Dump Tank	**List any control devices associated with this emission unit:** S-174
Provide a description of the emission unit (type, method of operation, design parameters, etc.): Tank		
Manufacturer: In House	**Model number:** NA	**Serial number:** NA
Construction date: 1994	**Installation date:**	**Modification date(s):**
Design Capacity (examples: furnaces - tons/hr, tanks - gallons):		
Maximum Hourly Throughput: See Potential Emissions estimation method	**Maximum Annual Throughput:**	**Maximum Operating Schedule:** 8760
Fuel Usage Data **(fill out all applicable fields)**		
Does this emission unit combust fuel? ___ Yes ___X No		**If yes, is it?** ___ Indirect Fired ___ Direct Fired
Maximum design heat input and/or maximum horsepower rating:		**Type and Btu/hr rating of burners:**
List the primary fuel type(s) and if applicable, the secondary fuel type(s). For each fuel type listed, provide the maximum hourly and annual fuel usage for each.		

Describe each fuel expected to be used during the term of the permit.

Fuel Type	Max. Sulfur Content	Max. Ash Content	BTU Value

Emissions Data	***T-1839***	
Criteria Pollutants	Potential Emissions	
	PPH	TPY
Carbon Monoxide (CO)		
Nitrogen Oxides (NO_X)		
Lead (Pb)		
Particulate Matter ($PM_{2.5}$)		
Particulate Matter (PM_{10})		
Total Particulate Matter (TSP)		
Sulfur Dioxide (SO_2)		
Volatile Organic Compounds (VOC)		
Hazardous Air Pollutants	Potential Emissions	
	PPH	TPY
Regulated Pollutants other than Criteria and HAP	Potential Emissions	
	PPH	TPY

List the method(s) used to calculate the potential emissions (include dates of any stack tests conducted, versions of software used, source and dates of emission factors, etc.).

Emissions from this Emission Group are assigned to the major emitting process equipment. Emissions are calculated assuming 8760 hours of operation for most equipment. Emergency equipment emissions are based on 500 hours per year. Highest emitting products were chosen for each emission group, utilizing MON MACT standard batch requirements when appropriate. For tanks the highest throughput in the last three years was increased three times. This was the basis for the PTE. Emissions were calculated using ChemCAD, Essential EHS, Emission Master and/or other appropriate emission estimation models or calculation methodologies (USEPA's TANKS 4.0, WATER9, etc.). Methods take into account stack test results as appropriate.

Applicable Requirements ***T-1839***

List all applicable requirements for this emission unit. For each applicable requirement, include the underlying rule/regulation citation and/or construction permit with the condition number. (*Note: Title V permit condition numbers alone are not the underlying applicable requirements*). If an emission limit is calculated based on the type of source and design capacity or if a standard is based on a design parameter, this information should also be included.

Emission Limits - 4.1.1, 4.1.20, 4.1.21, 4.1.22, ; 45CSR13 Permit R13-2338 4.1.1, ; 45CSR34, ; 40CFR63 Subpart FFFF,

Opacity Limits - NA

Operational Limits - 4.1.4, 4.1.23, 4.1.24, 4.1.25, 4.1.26, ; 45CSR13 Permit R13-2338 4.1.4,; 45CSR34 , ; 40CFR63 Subpart FFFF,

X Permit Shield

For all applicable requirements listed above, provide monitoring/testing/recordkeeping/reporting which shall be used to demonstrate compliance. If the method is based on a permit or rule, include the condition number or citation. (Note: Each requirement listed above must have an associated method of demonstrating compliance. If there is not already a required method in place, then a method must be proposed.)

Emission Limits - 4.1.7, 4.5.1, 4.4.3, 4.4.4; 45CSR13 Permit R13-2338 4.1.7, 4.5.1, 4.4.4, 4.4.5;

Opacity Limits - NA;

Operational Limits - 4.5.5,4.5.3, 4.1.10, ; 45CSR13 Permit R13-2338 4.1.22,4.5.3, 4.5.5, ; 45CSR34,; 40CFR63 Subpart FFFF,

Are you in compliance with all applicable requirements for this emission unit? X Yes ___No

If no, complete the **Schedule of Compliance Form** as **ATTACHMENT F**.

ATTACHMENT E - Emission Unit Form

Emission Unit Description		*Emission Group 106, 152*
Emission unit ID number: T-100	**Emission unit name:** Tank	**List any control devices associated with this emission unit:** S-174
Provide a description of the emission unit (type, method of operation, design parameters, etc.): Tank		
Manufacturer: In House	**Model number:** NA	**Serial number:** NA
Construction date: 1956	**Installation date:**	**Modification date(s):**
Design Capacity (examples: furnaces - tons/hr, tanks - gallons): <20,000		
Maximum Hourly Throughput: See Potential Emissions estimation method	**Maximum Annual Throughput:**	**Maximum Operating Schedule:** 8760
Fuel Usage Data **(fill out all applicable fields)**		
Does this emission unit combust fuel? ___ Yes ___X No		**If yes, is it?** ___ Indirect Fired ___ Direct Fired
Maximum design heat input and/or maximum horsepower rating:		**Type and Btu/hr rating of burners:**
List the primary fuel type(s) and if applicable, the secondary fuel type(s). For each fuel type listed, provide the maximum hourly and annual fuel usage for each.		

Describe each fuel expected to be used during the term of the permit.

Fuel Type	Max. Sulfur Content	Max. Ash Content	BTU Value

Emissions Data	***T-100***	
Criteria Pollutants	Potential Emissions	
	PPH	TPY
Carbon Monoxide (CO)		
Nitrogen Oxides (NO_X)		
Lead (Pb)		
Particulate Matter ($PM_{2.5}$)		
Particulate Matter (PM_{10})		
Total Particulate Matter (TSP)		
Sulfur Dioxide (SO_2)		
Volatile Organic Compounds (VOC)		
Hazardous Air Pollutants	Potential Emissions	
	PPH	TPY
Regulated Pollutants other than Criteria and HAP	Potential Emissions	
	PPH	TPY

List the method(s) used to calculate the potential emissions (include dates of any stack tests conducted, versions of software used, source and dates of emission factors, etc.).

Emissions from this Emission Group are assigned to the major emitting process equipment. Emissions are calculated assuming 8760 hours of operation for most equipment. Emergency equipment emissions are based on 500 hours per year. Highest emitting products were chosen for each emission group, utilizing MON MACT standard batch requirements when appropriate. For tanks the highest throughput in the last three years was increased three times. This was the basis for the PTE. Emissions were calculated using ChemCAD, Essential EHS, Emission Master and/or other appropriate emission estimation models or calculation methodologies (USEPA's TANKS 4.0, WATER9, etc.). Methods take into account stack test results as appropriate.

Applicable Requirements ***T-100***

List all applicable requirements for this emission unit. For each applicable requirement, include the underlying rule/regulation citation and/or construction permit with the condition number. (*Note: Title V permit condition numbers alone are not the underlying applicable requirements*). If an emission limit is calculated based on the type of source and design capacity or if a standard is based on a design parameter, this information should also be included.

Emission Limits - 4.1.1, 4.1.20, 4.1.21, 4.1.22, ; 45CSR13 Permit R13-2338 4.1.1, ; 45CSR34, ; 40CFR63 Subpart FFFF,

Opacity Limits - NA

Operational Limits - 4.1.4, 4.1.23, 4.1.24, 4.1.25, 4.1.26, ; 45CSR13 Permit R13-2338 4.1.4,; 45CSR34 , ; 40CFR63 Subpart FFFF,

X Permit Shield

For all applicable requirements listed above, provide monitoring/testing/recordkeeping/reporting which shall be used to demonstrate compliance. If the method is based on a permit or rule, include the condition number or citation. (Note: Each requirement listed above must have an associated method of demonstrating compliance. If there is not already a required method in place, then a method must be proposed.)

Emission Limits - 4.1.7, 4.5.1, 4.4.3, 4.4.4; 45CSR13 Permit R13-2338 4.1.7, 4.5.1, 4.4.4, 4.4.5;

Opacity Limits - NA;

Operational Limits - 4.5.5,4.5.3, 4.1.10, ; 45CSR13 Permit R13-2338 4.1.22,4.5.3, 4.5.5, ; 45CSR34,; 40CFR63 Subpart FFFF,

Are you in compliance with all applicable requirements for this emission unit? X Yes ___No

If no, complete the **Schedule of Compliance Form** as **ATTACHMENT F**.

ATTACHMENT E - Emission Unit Form

Emission Unit Description		*Emission Group 107*
Emission unit ID number: E-2339	**Emission unit name:** Vaporizer	**List any control devices associated with this emission unit:** NONE

Provide a description of the emission unit (type, method of operation, design parameters, etc.):

Vaporizer

Manufacturer: In House	**Model number:** NA	**Serial number:** NA
Construction date:	**Installation date:**	**Modification date(s):**

Design Capacity (examples: furnaces - tons/hr, tanks - gallons):

Maximum Hourly Throughput: See Potential Emissions estimation method	**Maximum Annual Throughput:**	**Maximum Operating Schedule:** 8760

Fuel Usage Data **(fill out all applicable fields)**

Does this emission unit combust fuel? ___ Yes ___X No	**If yes, is it?** ___ Indirect Fired ___ Direct Fired
Maximum design heat input and/or maximum horsepower rating:	**Type and Btu/hr rating of burners:**

List the primary fuel type(s) and if applicable, the secondary fuel type(s). For each fuel type listed, provide the maximum hourly and annual fuel usage for each.

Describe each fuel expected to be used during the term of the permit.

Fuel Type	Max. Sulfur Content	Max. Ash Content	BTU Value

Emissions Data ***E-2339***

Criteria Pollutants	Potential Emissions	
	PPH	TPY
Carbon Monoxide (CO)		
Nitrogen Oxides (NO_X)		
Lead (Pb)		
Particulate Matter ($PM_{2.5}$)		
Particulate Matter (PM_{10})		
Total Particulate Matter (TSP)		
Sulfur Dioxide (SO_2)		
Volatile Organic Compounds (VOC)		

Hazardous Air Pollutants	Potential Emissions	
	PPH	TPY

Regulated Pollutants other than Criteria and HAP	Potential Emissions	
	PPH	TPY

List the method(s) used to calculate the potential emissions (include dates of any stack tests conducted, versions of software used, source and dates of emission factors, etc.).

Emissions from this Emission Group are assigned to the major emitting process equipment. Emissions are calculated assuming 8760 hours of operation for most equipment. Emergency equipment emissions are based on 500 hours per year. Highest emitting products were chosen for each emission group, utilizing MON MACT standard batch requirements when appropriate. For tanks the highest throughput in the last three years was increased three times. This was the basis for the PTE. Emissions were calculated using ChemCAD, Essential EHS, Emission Master and/or other appropriate emission estimation models or calculation methodologies (USEPA's TANKS 4.0, WATER9, etc.). Methods take into account stack test results as appropriate.

Applicable Requirements ***E-2339***

List all applicable requirements for this emission unit. For each applicable requirement, include the underlying rule/regulation citation and/or construction permit with the condition number. (*Note: Title V permit condition numbers alone are not the underlying applicable requirements*). If an emission limit is calculated based on the type of source and design capacity or if a standard is based on a design parameter, this information should also be included.

Emission Limits - 4.1.1, 4.1.20, 4.1.21, 4.1.22, 4.3.6, ; 45CSR13 Permit R13-2338 4.1.1, 4.3.6, ; 45CSR34, 45CSR16, ; 40CFR63 Subpart FFFF, 40CFR60.8,

Opacity Limits - NA

Operational Limits - 4.1.4, 4.1.16, 4.1.17, 4.1.18, 4.1.23, 4.1.24, 4.1.25, 4.1.26, ; 45CSR13 Permit R13-2338 4.1.4,4.1.18, ; 45CSR16 , 45CSR34 , ; 40CFR60 Subpart NNN, 40CFR63 Subpart FFFF,

X Permit Shield

For all applicable requirements listed above, provide monitoring/testing/recordkeeping/reporting which shall be used to demonstrate compliance. If the method is based on a permit or rule, include the condition number or citation. (Note: Each requirement listed above must have an associated method of demonstrating compliance. If there is not already a required method in place, then a method must be proposed.)

Emission Limits - 4.1.7, 4.5.1, 4.4.3, 4.4.4; 45CSR13 Permit R13-2338 4.1.7, 4.5.1, 4.4.4, 4.4.5;

Opacity Limits - NA;

Operational Limits - 4.5.5,4.5.3, 4.1.10, ; 45CSR13 Permit R13-2338 4.1.22,4.5.3, 4.5.5, ; 45CSR§34 ,, ; 40CFR§63 Subpart FFFF,

Are you in compliance with all applicable requirements for this emission unit? X Yes ___No

If no, complete the **Schedule of Compliance Form** as **ATTACHMENT F**.

ATTACHMENT E - Emission Unit Form

Emission Unit Description		*Emission Group 107*
Emission unit ID number: K-45	**Emission unit name:** Reactor	**List any control devices associated with this emission unit:** S-171
Provide a description of the emission unit (type, method of operation, design parameters, etc.): Reactor		
Manufacturer: In House	**Model number:** NA	**Serial number:** NA
Construction date:	**Installation date:**	**Modification date(s):**
Design Capacity (examples: furnaces - tons/hr, tanks - gallons):		
Maximum Hourly Throughput: See Potential Emissions estimation method	**Maximum Annual Throughput:**	**Maximum Operating Schedule:** 8760
Fuel Usage Data **(fill out all applicable fields)**		
Does this emission unit combust fuel? ___ Yes ___X No		**If yes, is it?** ___ Indirect Fired ___ Direct Fired
Maximum design heat input and/or maximum horsepower rating:		**Type and Btu/hr rating of burners:**

List the primary fuel type(s) and if applicable, the secondary fuel type(s). For each fuel type listed, provide the maximum hourly and annual fuel usage for each.

Describe each fuel expected to be used during the term of the permit.

Fuel Type	Max. Sulfur Content	Max. Ash Content	BTU Value

Emissions Data ***K-45***

Criteria Pollutants	Potential Emissions	
	PPH	TPY
Carbon Monoxide (CO)		
Nitrogen Oxides (NO_X)		
Lead (Pb)		
Particulate Matter ($PM_{2.5}$)		
Particulate Matter (PM_{10})		
Total Particulate Matter (TSP)		
Sulfur Dioxide (SO_2)		
Volatile Organic Compounds (VOC)	0.09	0.40

Hazardous Air Pollutants	Potential Emissions	
	PPH	TPY

Regulated Pollutants other than Criteria and HAP	Potential Emissions	
	PPH	TPY

List the method(s) used to calculate the potential emissions (include dates of any stack tests conducted, versions of software used, source and dates of emission factors, etc.).

Emissions from this Emission Group are assigned to the major emitting process equipment. Emissions are calculated assuming 8760 hours of operation for most equipment. Emergency equipment emissions are based on 500 hours per year. Highest emitting products were chosen for each emission group, utilizing MON MACT standard batch requirements when appropriate. For tanks the highest throughput in the last three years was increased three times. This was the basis for the PTE. Emissions were calculated using ChemCAD, Essential EHS, Emission Master and/or other appropriate emission estimation models or calculation methodologies (USEPA's TANKS 4.0, WATER9, etc.). Methods take into account stack test results as appropriate.

Applicable Requirements ***K-45***

List all applicable requirements for this emission unit. For each applicable requirement, include the underlying rule/regulation citation and/or construction permit with the condition number. (*Note: Title V permit condition numbers alone are not the underlying applicable requirements*). If an emission limit is calculated based on the type of source and design capacity or if a standard is based on a design parameter, this information should also be included.

Emission Limits - 4.1.1, 4.1.20, 4.1.21, 4.1.22, ; 45CSR13 Permit R13-2338 4.1.1, ; 45CSR34, ; 40CFR63 Subpart FFFF,

Opacity Limits - NA

Operational Limits - 4.1.4, 4.1.23, 4.1.24, 4.1.25, 4.1.26, ; 45CSR13 Permit R13-2338 4.1.4,; 45CSR34 , ; 40CFR63 Subpart FFFF,

X Permit Shield

For all applicable requirements listed above, provide monitoring/testing/recordkeeping/reporting which shall be used to demonstrate compliance. If the method is based on a permit or rule, include the condition number or citation. (Note: Each requirement listed above must have an associated method of demonstrating compliance. If there is not already a required method in place, then a method must be proposed.)

Emission Limits - 4.1.7, 4.5.1, 4.4.3, 4.4.4; 45CSR13 Permit R13-2338 4.1.7, 4.5.1, 4.4.4, 4.4.5;

Opacity Limits - NA;

Operational Limits - 4.5.5,4.5.3, 4.1.10, ; 45CSR13 Permit R13-2338 4.1.22,4.5.3, 4.5.5, ; 45CSR34,; 40CFR63 Subpart FFFF,

Are you in compliance with all applicable requirements for this emission unit? X Yes ___No

If no, complete the **Schedule of Compliance Form** as **ATTACHMENT F**.

ATTACHMENT E - Emission Unit Form

Emission Unit Description		*Emission Group 107*
Emission unit ID number: T-304	**Emission unit name:** Knock-out Tank	**List any control devices associated with this emission unit:** S-171

Provide a description of the emission unit (type, method of operation, design parameters, etc.):

Tank

Manufacturer:	**Model number:**	**Serial number:**
In House	NA	NA
Construction date: 1955	**Installation date:**	**Modification date(s):**

Design Capacity (examples: furnaces - tons/hr, tanks - gallons):

Maximum Hourly Throughput:	**Maximum Annual Throughput:**	**Maximum Operating Schedule:**
See Potential Emissions estimation method		8760

Fuel Usage Data **(fill out all applicable fields)**

Does this emission unit combust fuel? ___ Yes ___X No	**If yes, is it?** ___ Indirect Fired ___ Direct Fired
Maximum design heat input and/or maximum horsepower rating:	**Type and Btu/hr rating of burners:**

List the primary fuel type(s) and if applicable, the secondary fuel type(s). For each fuel type listed, provide the maximum hourly and annual fuel usage for each.

Describe each fuel expected to be used during the term of the permit.

Fuel Type	Max. Sulfur Content	Max. Ash Content	BTU Value

Emissions Data	***T-304***	
Criteria Pollutants	Potential Emissions	
	PPH	TPY
Carbon Monoxide (CO)		
Nitrogen Oxides (NO_X)		
Lead (Pb)		
Particulate Matter ($PM_{2.5}$)		
Particulate Matter (PM_{10})		
Total Particulate Matter (TSP)		
Sulfur Dioxide (SO_2)		
Volatile Organic Compounds (VOC)		
Hazardous Air Pollutants	Potential Emissions	
	PPH	TPY
Regulated Pollutants other than Criteria and HAP	Potential Emissions	
	PPH	TPY

List the method(s) used to calculate the potential emissions (include dates of any stack tests conducted, versions of software used, source and dates of emission factors, etc.).

Emissions from this Emission Group are assigned to the major emitting process equipment. Emissions are calculated assuming 8760 hours of operation for most equipment. Emergency equipment emissions are based on 500 hours per year. Highest emitting products were chosen for each emission group, utilizing MON MACT standard batch requirements when appropriate. For tanks the highest throughput in the last three years was increased three times. This was the basis for the PTE. Emissions were calculated using ChemCAD, Essential EHS, Emission Master and/or other appropriate emission estimation models or calculation methodologies (USEPA's TANKS 4.0, WATER9, etc.). Methods take into account stack test results as appropriate.

Applicable Requirements ***T-304***

List all applicable requirements for this emission unit. For each applicable requirement, include the underlying rule/regulation citation and/or construction permit with the condition number. (*Note: Title V permit condition numbers alone are not the underlying applicable requirements*). If an emission limit is calculated based on the type of source and design capacity or if a standard is based on a design parameter, this information should also be included.

Emission Limits - 4.1.1, 4.1.20, 4.1.21, 4.1.22, ; 45CSR13 Permit R13-2338 4.1.1, ; 45CSR34, ; 40CFR63 Subpart FFFF,

Opacity Limits - NA

Operational Limits - 4.1.4, 4.1.23, 4.1.24, 4.1.25, 4.1.26, ; 45CSR13 Permit R13-2338 4.1.4,; 45CSR34 , ; 40CFR63 Subpart FFFF,

X Permit Shield

For all applicable requirements listed above, provide monitoring/testing/recordkeeping/reporting which shall be used to demonstrate compliance. If the method is based on a permit or rule, include the condition number or citation. (Note: Each requirement listed above must have an associated method of demonstrating compliance. If there is not already a required method in place, then a method must be proposed.)

Emission Limits - 4.1.7, 4.5.1, 4.4.3, 4.4.4; 45CSR13 Permit R13-2338 4.1.7, 4.5.1, 4.4.4, 4.4.5;

Opacity Limits - NA;

Operational Limits - 4.5.5,4.5.3, 4.1.10, ; 45CSR13 Permit R13-2338 4.1.22,4.5.3, 4.5.5, ; 45CSR34,; 40CFR63 Subpart FFFF,

Are you in compliance with all applicable requirements for this emission unit? X Yes ___No

If no, complete the **Schedule of Compliance Form** as **ATTACHMENT F**.

ATTACHMENT E - Emission Unit Form

Emission Unit Description		*Emission Group 107*
Emission unit ID number: T-575	**Emission unit name:** Knock-out Tank	**List any control devices associated with this emission unit:** S-171

Provide a description of the emission unit (type, method of operation, design parameters, etc.):

Tank

Manufacturer:	**Model number:**	**Serial number:**
In House	NA	NA
Construction date: 1985	**Installation date:**	**Modification date(s):**

Design Capacity (examples: furnaces - tons/hr, tanks - gallons):

Maximum Hourly Throughput:	**Maximum Annual Throughput:**	**Maximum Operating Schedule:**
See Potential Emissions estimation method		8760

Fuel Usage Data **(fill out all applicable fields)**

Does this emission unit combust fuel? ___ Yes ___X No	**If yes, is it?** ___ Indirect Fired ___ Direct Fired
Maximum design heat input and/or maximum horsepower rating:	**Type and Btu/hr rating of burners:**

List the primary fuel type(s) and if applicable, the secondary fuel type(s). For each fuel type listed, provide the maximum hourly and annual fuel usage for each.

Describe each fuel expected to be used during the term of the permit.

Fuel Type	Max. Sulfur Content	Max. Ash Content	BTU Value

Emissions Data	***T-575***	
Criteria Pollutants	Potential Emissions	
	PPH	TPY
Carbon Monoxide (CO)		
Nitrogen Oxides (NO_X)		
Lead (Pb)		
Particulate Matter ($PM_{2.5}$)		
Particulate Matter (PM_{10})		
Total Particulate Matter (TSP)		
Sulfur Dioxide (SO_2)		
Volatile Organic Compounds (VOC)		
Hazardous Air Pollutants	Potential Emissions	
	PPH	TPY
Regulated Pollutants other than Criteria and HAP	Potential Emissions	
	PPH	TPY

List the method(s) used to calculate the potential emissions (include dates of any stack tests conducted, versions of software used, source and dates of emission factors, etc.).

Emissions from this Emission Group are assigned to the major emitting process equipment. Emissions are calculated assuming 8760 hours of operation for most equipment. Emergency equipment emissions are based on 500 hours per year. Highest emitting products were chosen for each emission group, utilizing MON MACT standard batch requirements when appropriate. For tanks the highest throughput in the last three years was increased three times. This was the basis for the PTE. Emissions were calculated using ChemCAD, Essential EHS, Emission Master and/or other appropriate emission estimation models or calculation methodologies (USEPA's TANKS 4.0, WATER9, etc.). Methods take into account stack test results as appropriate.

Applicable Requirements ***T-575***

List all applicable requirements for this emission unit. For each applicable requirement, include the underlying rule/regulation citation and/or construction permit with the condition number. (*Note: Title V permit condition numbers alone are not the underlying applicable requirements*). If an emission limit is calculated based on the type of source and design capacity or if a standard is based on a design parameter, this information should also be included.

Emission Limits - 4.1.1, 4.1.20, 4.1.21, 4.1.22, ; 45CSR13 Permit R13-2338 4.1.1, ; 45CSR34, ; 40CFR63 Subpart FFFF,

Opacity Limits - NA

Operational Limits - 4.1.4, 4.1.23, 4.1.24, 4.1.25, 4.1.26, ; 45CSR13 Permit R13-2338 4.1.4,; 45CSR34 , ; 40CFR63 Subpart FFFF,

X Permit Shield

For all applicable requirements listed above, provide monitoring/testing/recordkeeping/reporting which shall be used to demonstrate compliance. If the method is based on a permit or rule, include the condition number or citation. (Note: Each requirement listed above must have an associated method of demonstrating compliance. If there is not already a required method in place, then a method must be proposed.)

Emission Limits - 4.1.7, 4.5.1, 4.4.3, 4.4.4; 45CSR13 Permit R13-2338 4.1.7, 4.5.1, 4.4.4, 4.4.5;

Opacity Limits - NA;

Operational Limits - 4.5.5,4.5.3, 4.1.10, ; 45CSR13 Permit R13-2338 4.1.22,4.5.3, 4.5.5, ; 45CSR34,; 40CFR63 Subpart FFFF,

Are you in compliance with all applicable requirements for this emission unit? X Yes ___No

If no, complete the **Schedule of Compliance Form** as **ATTACHMENT F**.

ATTACHMENT E - Emission Unit Form

Emission Unit Description		*Emission Group 107*
Emission unit ID number: T-632	**Emission unit name:** Tank	**List any control devices associated with this emission unit:** S-171
Provide a description of the emission unit (type, method of operation, design parameters, etc.): Tank		
Manufacturer: In House	**Model number:** NA	**Serial number:** NA
Construction date: 1966	**Installation date:**	**Modification date(s):**
Design Capacity (examples: furnaces - tons/hr, tanks - gallons): <20,000		
Maximum Hourly Throughput: See Potential Emissions estimation method	**Maximum Annual Throughput:**	**Maximum Operating Schedule:** 8760
Fuel Usage Data **(fill out all applicable fields)**		
Does this emission unit combust fuel? ___ Yes ___X No		**If yes, is it?** ___ Indirect Fired ___ Direct Fired
Maximum design heat input and/or maximum horsepower rating:		**Type and Btu/hr rating of burners:**
List the primary fuel type(s) and if applicable, the secondary fuel type(s). For each fuel type listed, provide the maximum hourly and annual fuel usage for each.		

Describe each fuel expected to be used during the term of the permit.

Fuel Type	Max. Sulfur Content	Max. Ash Content	BTU Value

Emissions Data ***T-632***

Criteria Pollutants	Potential Emissions	
	PPH	TPY
Carbon Monoxide (CO)		
Nitrogen Oxides (NO_X)		
Lead (Pb)		
Particulate Matter ($PM_{2.5}$)		
Particulate Matter (PM_{10})		
Total Particulate Matter (TSP)		
Sulfur Dioxide (SO_2)		
Volatile Organic Compounds (VOC)		

Hazardous Air Pollutants	Potential Emissions	
	PPH	TPY

Regulated Pollutants other than Criteria and HAP	Potential Emissions	
	PPH	TPY

List the method(s) used to calculate the potential emissions (include dates of any stack tests conducted, versions of software used, source and dates of emission factors, etc.).

Emissions from this Emission Group are assigned to the major emitting process equipment. Emissions are calculated assuming 8760 hours of operation for most equipment. Emergency equipment emissions are based on 500 hours per year. Highest emitting products were chosen for each emission group, utilizing MON MACT standard batch requirements when appropriate. For tanks the highest throughput in the last three years was increased three times. This was the basis for the PTE. Emissions were calculated using ChemCAD, Essential EHS, Emission Master and/or other appropriate emission estimation models or calculation methodologies (USEPA's TANKS 4.0, WATER9, etc.). Methods take into account stack test results as appropriate.

Applicable Requirements ***T-632***

List all applicable requirements for this emission unit. For each applicable requirement, include the underlying rule/regulation citation and/or construction permit with the condition number. (*Note: Title V permit condition numbers alone are not the underlying applicable requirements*). If an emission limit is calculated based on the type of source and design capacity or if a standard is based on a design parameter, this information should also be included.

Emission Limits - 4.1.1, 4.1.20, 4.1.21, 4.1.22, ; 45CSR13 Permit R13-2338 4.1.1, ; 45CSR34, ; 40CFR63 Subpart FFFF,

Opacity Limits - NA

Operational Limits - 4.1.4, 4.1.23, 4.1.24, 4.1.25, 4.1.26, ; 45CSR13 Permit R13-2338 4.1.4,; 45CSR34 , ; 40CFR63 Subpart FFFF,

X Permit Shield

For all applicable requirements listed above, provide monitoring/testing/recordkeeping/reporting which shall be used to demonstrate compliance. If the method is based on a permit or rule, include the condition number or citation. (Note: Each requirement listed above must have an associated method of demonstrating compliance. If there is not already a required method in place, then a method must be proposed.)

Emission Limits - 4.1.7, 4.5.1, 4.4.3, 4.4.4; 45CSR13 Permit R13-2338 4.1.7, 4.5.1, 4.4.4, 4.4.5;

Opacity Limits - NA;

Operational Limits - 4.5.5,4.5.3, 4.1.10, ; 45CSR13 Permit R13-2338 4.1.22,4.5.3, 4.5.5, ; 45CSR34,; 40CFR63 Subpart FFFF,

Are you in compliance with all applicable requirements for this emission unit? X Yes ___No

If no, complete the **Schedule of Compliance Form** as **ATTACHMENT F**.

ATTACHMENT E - Emission Unit Form

Emission Unit Description		*Emission Group 107*
Emission unit ID number: T-633	**Emission unit name:** Tank	**List any control devices associated with this emission unit:** S-171
Provide a description of the emission unit (type, method of operation, design parameters, etc.): Tank		
Manufacturer: In House	**Model number:** NA	**Serial number:** NA
Construction date: 1967	**Installation date:**	**Modification date(s):**
Design Capacity (examples: furnaces - tons/hr, tanks - gallons): <20,000		
Maximum Hourly Throughput: See Potential Emissions estimation method	**Maximum Annual Throughput:**	**Maximum Operating Schedule:** 8760
Fuel Usage Data **(fill out all applicable fields)**		
Does this emission unit combust fuel? ___ Yes ___X No		**If yes, is it?** ___ Indirect Fired ___ Direct Fired
Maximum design heat input and/or maximum horsepower rating:		**Type and Btu/hr rating of burners:**
List the primary fuel type(s) and if applicable, the secondary fuel type(s). For each fuel type listed, provide the maximum hourly and annual fuel usage for each.		

Describe each fuel expected to be used during the term of the permit.

Fuel Type	Max. Sulfur Content	Max. Ash Content	BTU Value

Emissions Data	***T-633***	
Criteria Pollutants	Potential Emissions	
	PPH	TPY
Carbon Monoxide (CO)		
Nitrogen Oxides (NO_X)		
Lead (Pb)		
Particulate Matter ($PM_{2.5}$)		
Particulate Matter (PM_{10})		
Total Particulate Matter (TSP)		
Sulfur Dioxide (SO_2)		
Volatile Organic Compounds (VOC)		
Hazardous Air Pollutants	Potential Emissions	
	PPH	TPY
Regulated Pollutants other than Criteria and HAP	Potential Emissions	
	PPH	TPY

List the method(s) used to calculate the potential emissions (include dates of any stack tests conducted, versions of software used, source and dates of emission factors, etc.).

Emissions from this Emission Group are assigned to the major emitting process equipment. Emissions are calculated assuming 8760 hours of operation for most equipment. Emergency equipment emissions are based on 500 hours per year. Highest emitting products were chosen for each emission group, utilizing MON MACT standard batch requirements when appropriate. For tanks the highest throughput in the last three years was increased three times. This was the basis for the PTE. Emissions were calculated using ChemCAD, Essential EHS, Emission Master and/or other appropriate emission estimation models or calculation methodologies (USEPA's TANKS 4.0, WATER9, etc.). Methods take into account stack test results as appropriate.

Applicable Requirements ***T-633***

List all applicable requirements for this emission unit. For each applicable requirement, include the underlying rule/regulation citation and/or construction permit with the condition number. (*Note: Title V permit condition numbers alone are not the underlying applicable requirements*). If an emission limit is calculated based on the type of source and design capacity or if a standard is based on a design parameter, this information should also be included.

Emission Limits - 4.1.1, 4.1.20, 4.1.21, 4.1.22, ; 45CSR13 Permit R13-2338 4.1.1, ; 45CSR34, ; 40CFR63 Subpart FFFF,

Opacity Limits - NA

Operational Limits - 4.1.4, 4.1.23, 4.1.24, 4.1.25, 4.1.26, ; 45CSR13 Permit R13-2338 4.1.4,; 45CSR34 , ; 40CFR63 Subpart FFFF,

X Permit Shield

For all applicable requirements listed above, provide monitoring/testing/recordkeeping/reporting which shall be used to demonstrate compliance. If the method is based on a permit or rule, include the condition number or citation. (Note: Each requirement listed above must have an associated method of demonstrating compliance. If there is not already a required method in place, then a method must be proposed.)

Emission Limits - 4.1.7, 4.5.1, 4.4.3, 4.4.4; 45CSR13 Permit R13-2338 4.1.7, 4.5.1, 4.4.4, 4.4.5;

Opacity Limits - NA;

Operational Limits - 4.5.5,4.5.3, 4.1.10, ; 45CSR13 Permit R13-2338 4.1.22,4.5.3, 4.5.5, ; 45CSR34,; 40CFR63 Subpart FFFF,

Are you in compliance with all applicable requirements for this emission unit? X Yes ___No

If no, complete the **Schedule of Compliance Form** as **ATTACHMENT F**.

ATTACHMENT E - Emission Unit Form

Emission Unit Description		*Emission Group 107*
Emission unit ID number: T-681	**Emission unit name:** Tank	**List any control devices associated with this emission unit:** S-171

Provide a description of the emission unit (type, method of operation, design parameters, etc.):

Tank

Manufacturer:	**Model number:**	**Serial number:**
In House	NA	NA
Construction date: 1967	**Installation date:**	**Modification date(s):**

Design Capacity (examples: furnaces - tons/hr, tanks - gallons):

<20,000

Maximum Hourly Throughput:	**Maximum Annual Throughput:**	**Maximum Operating Schedule:**
See Potential Emissions estimation method		8760

Fuel Usage Data **(fill out all applicable fields)**

Does this emission unit combust fuel? ___ Yes ___X No	**If yes, is it?** ___ Indirect Fired ___ Direct Fired
Maximum design heat input and/or maximum horsepower rating:	**Type and Btu/hr rating of burners:**

List the primary fuel type(s) and if applicable, the secondary fuel type(s). For each fuel type listed, provide the maximum hourly and annual fuel usage for each.

Describe each fuel expected to be used during the term of the permit.

Fuel Type	Max. Sulfur Content	Max. Ash Content	BTU Value

Emissions Data ***T-681***

Criteria Pollutants	Potential Emissions	
	PPH	TPY
Carbon Monoxide (CO)		
Nitrogen Oxides (NO_X)		
Lead (Pb)		
Particulate Matter ($PM_{2.5}$)		
Particulate Matter (PM_{10})		
Total Particulate Matter (TSP)		
Sulfur Dioxide (SO_2)		
Volatile Organic Compounds (VOC)		

Hazardous Air Pollutants	Potential Emissions	
	PPH	TPY

Regulated Pollutants other than Criteria and HAP	Potential Emissions	
	PPH	TPY

List the method(s) used to calculate the potential emissions (include dates of any stack tests conducted, versions of software used, source and dates of emission factors, etc.).

Emissions from this Emission Group are assigned to the major emitting process equipment. Emissions are calculated assuming 8760 hours of operation for most equipment. Emergency equipment emissions are based on 500 hours per year. Highest emitting products were chosen for each emission group, utilizing MON MACT standard batch requirements when appropriate. For tanks the highest throughput in the last three years was increased three times. This was the basis for the PTE. Emissions were calculated using ChemCAD, Essential EHS, Emission Master and/or other appropriate emission estimation models or calculation methodologies (USEPA's TANKS 4.0, WATER9, etc.). Methods take into account stack test results as appropriate.

Applicable Requirements ***T-681***

List all applicable requirements for this emission unit. For each applicable requirement, include the underlying rule/regulation citation and/or construction permit with the condition number. (*Note: Title V permit condition numbers alone are not the underlying applicable requirements*). If an emission limit is calculated based on the type of source and design capacity or if a standard is based on a design parameter, this information should also be included.

Emission Limits - 4.1.1, 4.1.20, 4.1.21, 4.1.22, ; 45CSR13 Permit R13-2338 4.1.1, ; 45CSR34, ; 40CFR63 Subpart FFFF,

Opacity Limits - NA

Operational Limits - 4.1.4, 4.1.23, 4.1.24, 4.1.25, 4.1.26, ; 45CSR13 Permit R13-2338 4.1.4,; 45CSR34 , ; 40CFR63 Subpart FFFF,

X Permit Shield

For all applicable requirements listed above, provide monitoring/testing/recordkeeping/reporting which shall be used to demonstrate compliance. If the method is based on a permit or rule, include the condition number or citation. (Note: Each requirement listed above must have an associated method of demonstrating compliance. If there is not already a required method in place, then a method must be proposed.)

Emission Limits - 4.1.7, 4.5.1, 4.4.3, 4.4.4; 45CSR13 Permit R13-2338 4.1.7, 4.5.1, 4.4.4, 4.4.5;

Opacity Limits - NA;

Operational Limits - 4.5.5,4.5.3, 4.1.10, ; 45CSR13 Permit R13-2338 4.1.22,4.5.3, 4.5.5, ; 45CSR34,; 40CFR63 Subpart FFFF,

Are you in compliance with all applicable requirements for this emission unit? X Yes ___No

If no, complete the **Schedule of Compliance Form** as **ATTACHMENT F**.

ATTACHMENT E - Emission Unit Form

Emission Unit Description		*Emission Group 107*
Emission unit ID number: T-686	**Emission unit name:** Tank	**List any control devices associated with this emission unit:** S-171

Provide a description of the emission unit (type, method of operation, design parameters, etc.):

Tank

Manufacturer:	**Model number:**	**Serial number:**
In House	NA	NA
Construction date: 1997	**Installation date:**	**Modification date(s):**

Design Capacity (examples: furnaces - tons/hr, tanks - gallons):

<20,000

Maximum Hourly Throughput:	**Maximum Annual Throughput:**	**Maximum Operating Schedule:**
See Potential Emissions estimation method		8760

Fuel Usage Data **(fill out all applicable fields)**

Does this emission unit combust fuel? ___ Yes ___X No	**If yes, is it?** ___ Indirect Fired ___ Direct Fired
Maximum design heat input and/or maximum horsepower rating:	**Type and Btu/hr rating of burners:**

List the primary fuel type(s) and if applicable, the secondary fuel type(s). For each fuel type listed, provide the maximum hourly and annual fuel usage for each.

Describe each fuel expected to be used during the term of the permit.

Fuel Type	Max. Sulfur Content	Max. Ash Content	BTU Value

Emissions Data	***T-686***	
Criteria Pollutants	Potential Emissions	
	PPH	TPY
Carbon Monoxide (CO)		
Nitrogen Oxides (NO_X)		
Lead (Pb)		
Particulate Matter ($PM_{2.5}$)		
Particulate Matter (PM_{10})		
Total Particulate Matter (TSP)		
Sulfur Dioxide (SO_2)		
Volatile Organic Compounds (VOC)		
Hazardous Air Pollutants	Potential Emissions	
	PPH	TPY
Regulated Pollutants other than Criteria and HAP	Potential Emissions	
	PPH	TPY

List the method(s) used to calculate the potential emissions (include dates of any stack tests conducted, versions of software used, source and dates of emission factors, etc.).

Emissions from this Emission Group are assigned to the major emitting process equipment. Emissions are calculated assuming 8760 hours of operation for most equipment. Emergency equipment emissions are based on 500 hours per year. Highest emitting products were chosen for each emission group, utilizing MON MACT standard batch requirements when appropriate. For tanks the highest throughput in the last three years was increased three times. This was the basis for the PTE. Emissions were calculated using ChemCAD, Essential EHS, Emission Master and/or other appropriate emission estimation models or calculation methodologies (USEPA's TANKS 4.0, WATER9, etc.). Methods take into account stack test results as appropriate.

Applicable Requirements ***T-686***

List all applicable requirements for this emission unit. For each applicable requirement, include the underlying rule/regulation citation and/or construction permit with the condition number. (*Note: Title V permit condition numbers alone are not the underlying applicable requirements*). If an emission limit is calculated based on the type of source and design capacity or if a standard is based on a design parameter, this information should also be included.

Emission Limits - 4.1.1, 4.1.20, 4.1.21, 4.1.22, ; 45CSR13 Permit R13-2338 4.1.1, ; 45CSR34, ; 40CFR63 Subpart FFFF,

Opacity Limits - NA

Operational Limits - 4.1.4, 4.1.23, 4.1.24, 4.1.25, 4.1.26, ; 45CSR13 Permit R13-2338 4.1.4,; 45CSR34 , ; 40CFR63 Subpart FFFF,

X Permit Shield

For all applicable requirements listed above, provide monitoring/testing/recordkeeping/reporting which shall be used to demonstrate compliance. If the method is based on a permit or rule, include the condition number or citation. (Note: Each requirement listed above must have an associated method of demonstrating compliance. If there is not already a required method in place, then a method must be proposed.)

Emission Limits - 4.1.7, 4.5.1, 4.4.3, 4.4.4; 45CSR13 Permit R13-2338 4.1.7, 4.5.1, 4.4.4, 4.4.5;

Opacity Limits - NA;

Operational Limits - 4.5.5,4.5.3, 4.1.10, ; 45CSR13 Permit R13-2338 4.1.22,4.5.3, 4.5.5, ; 45CSR34,; 40CFR63 Subpart FFFF,

Are you in compliance with all applicable requirements for this emission unit? X Yes ___No

If no, complete the **Schedule of Compliance Form** as **ATTACHMENT F**.

ATTACHMENT E - Emission Unit Form

Emission Unit Description		*Emission Group 107*
Emission unit ID number: T-1179	**Emission unit name:** Tank (Dumpster)	**List any control devices associated with this emission unit:** NONE

Provide a description of the emission unit (type, method of operation, design parameters, etc.):

Tank

Manufacturer:	**Model number:**	**Serial number:**
In House	NA	NA
Construction date:	**Installation date:**	**Modification date(s):**

Design Capacity (examples: furnaces - tons/hr, tanks - gallons):

<20,000

Maximum Hourly Throughput:	**Maximum Annual Throughput:**	**Maximum Operating Schedule:**
See Potential Emissions estimation method		8760

Fuel Usage Data **(fill out all applicable fields)**

Does this emission unit combust fuel? ___ Yes ___X No	**If yes, is it?** ___ Indirect Fired ___ Direct Fired
Maximum design heat input and/or maximum horsepower rating:	**Type and Btu/hr rating of burners:**

List the primary fuel type(s) and if applicable, the secondary fuel type(s). For each fuel type listed, provide the maximum hourly and annual fuel usage for each.

Describe each fuel expected to be used during the term of the permit.

Fuel Type	Max. Sulfur Content	Max. Ash Content	BTU Value

Emissions Data	***T-1179***	
Criteria Pollutants	Potential Emissions	
	PPH	TPY
Carbon Monoxide (CO)		
Nitrogen Oxides (NO_X)		
Lead (Pb)		
Particulate Matter ($PM_{2.5}$)		
Particulate Matter (PM_{10})		
Total Particulate Matter (TSP)		
Sulfur Dioxide (SO_2)		
Volatile Organic Compounds (VOC)		
Hazardous Air Pollutants	Potential Emissions	
	PPH	TPY
Regulated Pollutants other than Criteria and HAP	Potential Emissions	
	PPH	TPY

List the method(s) used to calculate the potential emissions (include dates of any stack tests conducted, versions of software used, source and dates of emission factors, etc.).

Emissions from this Emission Group are assigned to the major emitting process equipment. Emissions are calculated assuming 8760 hours of operation for most equipment. Emergency equipment emissions are based on 500 hours per year. Highest emitting products were chosen for each emission group, utilizing MON MACT standard batch requirements when appropriate. For tanks the highest throughput in the last three years was increased three times. This was the basis for the PTE. Emissions were calculated using ChemCAD, Essential EHS, Emission Master and/or other appropriate emission estimation models or calculation methodologies (USEPA's TANKS 4.0, WATER9, etc.). Methods take into account stack test results as appropriate.

Applicable Requirements ***T-1179***

List all applicable requirements for this emission unit. For each applicable requirement, include the underlying rule/regulation citation and/or construction permit with the condition number. (*Note: Title V permit condition numbers alone are not the underlying applicable requirements*). If an emission limit is calculated based on the type of source and design capacity or if a standard is based on a design parameter, this information should also be included.

Emission Limits - 4.1.1, 4.1.20, 4.1.21, 4.1.22, ; 45CSR13 Permit R13-2338 4.1.1, ; 45CSR§34 , ; 40CFR§63 Subpart FFFF,

Opacity Limits - NA

Operational Limits - 4.1.4, 4.1.23, 4.1.24, 4.1.25, 4.1.26, ; 45CSR13 Permit R13-2338 ; 45CSR§34 , ; 40CFR§63 Subpart FFFF,

X Permit Shield

For all applicable requirements listed above, provide monitoring/testing/recordkeeping/reporting which shall be used to demonstrate compliance. If the method is based on a permit or rule, include the condition number or citation. (Note: Each requirement listed above must have an associated method of demonstrating compliance. If there is not already a required method in place, then a method must be proposed.)

Emission Limits - 4.1.7, 4.5.1, 4.4.3, 4.4.4; 45CSR13 Permit R13-23384.1.7, 4.5.1, 4.4.4, 4.4.5;

Opacity Limits - NA;

Operational Limits - 4.5.5,4.5.3, 4.1.10, ; 45CSR13 Permit R13-2338 4.1.22,4.5.3, 4.5.5, ; 45CSR§34 ,, ; 40CFR§63 Subpart FFFF,

Are you in compliance with all applicable requirements for this emission unit? X Yes ___No

If no, complete the **Schedule of Compliance Form** as **ATTACHMENT F**.

ATTACHMENT E - Emission Unit Form

Emission Unit Description		*Emission Group 107*
Emission unit ID number: T-1200	**Emission unit name:** Tank (Dumpster)	**List any control devices associated with this emission unit:** NONE

Provide a description of the emission unit (type, method of operation, design parameters, etc.):

Tank

Manufacturer:	**Model number:**	**Serial number:**
In House	NA	NA
Construction date:	**Installation date:**	**Modification date(s):**

Design Capacity (examples: furnaces - tons/hr, tanks - gallons):

<20,000

Maximum Hourly Throughput:	**Maximum Annual Throughput:**	**Maximum Operating Schedule:**
See Potential Emissions estimation method		8760

Fuel Usage Data **(fill out all applicable fields)**

Does this emission unit combust fuel? ___ Yes ___X No	**If yes, is it?** ___ Indirect Fired ___ Direct Fired
Maximum design heat input and/or maximum horsepower rating:	**Type and Btu/hr rating of burners:**

List the primary fuel type(s) and if applicable, the secondary fuel type(s). For each fuel type listed, provide the maximum hourly and annual fuel usage for each.

Describe each fuel expected to be used during the term of the permit.

Fuel Type	Max. Sulfur Content	Max. Ash Content	BTU Value

Emissions Data	***T-1200***	
Criteria Pollutants	Potential Emissions	
	PPH	TPY
Carbon Monoxide (CO)		
Nitrogen Oxides (NO_X)		
Lead (Pb)		
Particulate Matter ($PM_{2.5}$)		
Particulate Matter (PM_{10})		
Total Particulate Matter (TSP)		
Sulfur Dioxide (SO_2)		
Volatile Organic Compounds (VOC)		
Hazardous Air Pollutants	Potential Emissions	
	PPH	TPY
Regulated Pollutants other than Criteria and HAP	Potential Emissions	
	PPH	TPY

List the method(s) used to calculate the potential emissions (include dates of any stack tests conducted, versions of software used, source and dates of emission factors, etc.).

Emissions from this Emission Group are assigned to the major emitting process equipment. Emissions are calculated assuming 8760 hours of operation for most equipment. Emergency equipment emissions are based on 500 hours per year. Highest emitting products were chosen for each emission group, utilizing MON MACT standard batch requirements when appropriate. For tanks the highest throughput in the last three years was increased three times. This was the basis for the PTE. Emissions were calculated using ChemCAD, Essential EHS, Emission Master and/or other appropriate emission estimation models or calculation methodologies (USEPA's TANKS 4.0, WATER9, etc.). Methods take into account stack test results as appropriate.

Applicable Requirements ***T-1200***

List all applicable requirements for this emission unit. For each applicable requirement, include the underlying rule/regulation citation and/or construction permit with the condition number. (*Note: Title V permit condition numbers alone are not the underlying applicable requirements*). If an emission limit is calculated based on the type of source and design capacity or if a standard is based on a design parameter, this information should also be included.

Emission Limits - 4.1.1, 4.1.20, 4.1.21, 4.1.22, ; 45CSR13 Permit R13-2338 4.1.1, ; 45CSR§34 , ; 40CFR§63 Subpart FFFF,

Opacity Limits - NA

Operational Limits - 4.1.4, 4.1.23, 4.1.24, 4.1.25, 4.1.26, ; 45CSR13 Permit R13-2338 ; 45CSR§34 , ; 40CFR§63 Subpart FFFF,

X Permit Shield

For all applicable requirements listed above, provide monitoring/testing/recordkeeping/reporting which shall be used to demonstrate compliance. If the method is based on a permit or rule, include the condition number or citation. (Note: Each requirement listed above must have an associated method of demonstrating compliance. If there is not already a required method in place, then a method must be proposed.)

Emission Limits - 4.1.7, 4.5.1, 4.4.3, 4.4.4; 45CSR13 Permit R13-23384.1.7, 4.5.1, 4.4.4, 4.4.5;

Opacity Limits - NA;

Operational Limits - 4.5.5,4.5.3, 4.1.10, ; 45CSR13 Permit R13-2338 4.1.22,4.5.3, 4.5.5, ; 45CSR§34 ,, ; 40CFR§63 Subpart FFFF,

Are you in compliance with all applicable requirements for this emission unit? X Yes ___No

If no, complete the **Schedule of Compliance Form** as **ATTACHMENT F**.

ATTACHMENT E - Emission Unit Form

Emission Unit Description		*Emission Group 107*
Emission unit ID number: T-1287	**Emission unit name:** Tank (Dumpster)	**List any control devices associated with this emission unit:** NONE
Provide a description of the emission unit (type, method of operation, design parameters, etc.): Tank		
Manufacturer: In House	**Model number:** NA	**Serial number:** NA
Construction date: 1981	**Installation date:**	**Modification date(s):**
Design Capacity (examples: furnaces - tons/hr, tanks - gallons): <20,000		
Maximum Hourly Throughput: See Potential Emissions estimation method	**Maximum Annual Throughput:**	**Maximum Operating Schedule:** 8760
Fuel Usage Data **(fill out all applicable fields)**		
Does this emission unit combust fuel? ___ Yes ___X No		**If yes, is it?** ___ Indirect Fired ___ Direct Fired
Maximum design heat input and/or maximum horsepower rating:		**Type and Btu/hr rating of burners:**
List the primary fuel type(s) and if applicable, the secondary fuel type(s). For each fuel type listed, provide the maximum hourly and annual fuel usage for each.		

Describe each fuel expected to be used during the term of the permit.

Fuel Type	Max. Sulfur Content	Max. Ash Content	BTU Value

Emissions Data	***T-1287***	
Criteria Pollutants	Potential Emissions	
	PPH	TPY
Carbon Monoxide (CO)		
Nitrogen Oxides (NO_X)		
Lead (Pb)		
Particulate Matter ($PM_{2.5}$)		
Particulate Matter (PM_{10})		
Total Particulate Matter (TSP)		
Sulfur Dioxide (SO_2)		
Volatile Organic Compounds (VOC)		
Hazardous Air Pollutants	Potential Emissions	
	PPH	TPY
Regulated Pollutants other than Criteria and HAP	Potential Emissions	
	PPH	TPY

List the method(s) used to calculate the potential emissions (include dates of any stack tests conducted, versions of software used, source and dates of emission factors, etc.).

Emissions from this Emission Group are assigned to the major emitting process equipment. Emissions are calculated assuming 8760 hours of operation for most equipment. Emergency equipment emissions are based on 500 hours per year. Highest emitting products were chosen for each emission group, utilizing MON MACT standard batch requirements when appropriate. For tanks the highest throughput in the last three years was increased three times. This was the basis for the PTE. Emissions were calculated using ChemCAD, Essential EHS, Emission Master and/or other appropriate emission estimation models or calculation methodologies (USEPA's TANKS 4.0, WATER9, etc.). Methods take into account stack test results as appropriate.

Applicable Requirements ***T-1287***

List all applicable requirements for this emission unit. For each applicable requirement, include the underlying rule/regulation citation and/or construction permit with the condition number. (*Note: Title V permit condition numbers alone are not the underlying applicable requirements*). If an emission limit is calculated based on the type of source and design capacity or if a standard is based on a design parameter, this information should also be included.

Emission Limits - 4.1.1, 4.1.20, 4.1.21, 4.1.22, ; 45CSR13 Permit R13-2338 4.1.1, ; 45CSR34, ; 40CFR63 Subpart FFFF,

Opacity Limits - NA

Operational Limits - 4.1.4, 4.1.23, 4.1.24, 4.1.25, 4.1.26, ; 45CSR13 Permit R13-2338 4.1.4,; 45CSR34 , ; 40CFR63 Subpart FFFF,

X Permit Shield

For all applicable requirements listed above, provide monitoring/testing/recordkeeping/reporting which shall be used to demonstrate compliance. If the method is based on a permit or rule, include the condition number or citation. (Note: Each requirement listed above must have an associated method of demonstrating compliance. If there is not already a required method in place, then a method must be proposed.)

Emission Limits - 4.1.7, 4.5.1, 4.4.3, 4.4.4; 45CSR13 Permit R13-2338 4.1.7, 4.5.1, 4.4.4, 4.4.5;

Opacity Limits - NA;

Operational Limits - 4.5.5,4.5.3, 4.1.10, ; 45CSR13 Permit R13-2338 4.1.22,4.5.3, 4.5.5, ; 45CSR34,; 40CFR63 Subpart FFFF,

Are you in compliance with all applicable requirements for this emission unit? X Yes ___No

If no, complete the **Schedule of Compliance Form** as **ATTACHMENT F**.

ATTACHMENT E - Emission Unit Form

Emission Unit Description		*Emission Group 107*
Emission unit ID number: T-1337	**Emission unit name:** Tank	**List any control devices associated with this emission unit:** S-171

Provide a description of the emission unit (type, method of operation, design parameters, etc.):

Tank

Manufacturer: In House	**Model number:** NA	**Serial number:** NA
Construction date: 1983	**Installation date:**	**Modification date(s):**

Design Capacity (examples: furnaces - tons/hr, tanks - gallons):

<20,000

Maximum Hourly Throughput: See Potential Emissions estimation method	**Maximum Annual Throughput:**	**Maximum Operating Schedule:** 8760

Fuel Usage Data **(fill out all applicable fields)**

Does this emission unit combust fuel? ___ Yes ___X No	**If yes, is it?** ___ Indirect Fired ___ Direct Fired
Maximum design heat input and/or maximum horsepower rating:	**Type and Btu/hr rating of burners:**

List the primary fuel type(s) and if applicable, the secondary fuel type(s). For each fuel type listed, provide the maximum hourly and annual fuel usage for each.

Describe each fuel expected to be used during the term of the permit.

Fuel Type	Max. Sulfur Content	Max. Ash Content	BTU Value

Emissions Data ***T-1337***

Criteria Pollutants	Potential Emissions	
	PPH	TPY
Carbon Monoxide (CO)		
Nitrogen Oxides (NO_X)		
Lead (Pb)		
Particulate Matter ($PM_{2.5}$)		
Particulate Matter (PM_{10})		
Total Particulate Matter (TSP)		
Sulfur Dioxide (SO_2)		
Volatile Organic Compounds (VOC)		

Hazardous Air Pollutants	Potential Emissions	
	PPH	TPY

Regulated Pollutants other than Criteria and HAP	Potential Emissions	
	PPH	TPY

List the method(s) used to calculate the potential emissions (include dates of any stack tests conducted, versions of software used, source and dates of emission factors, etc.).

Emissions from this Emission Group are assigned to the major emitting process equipment. Emissions are calculated assuming 8760 hours of operation for most equipment. Emergency equipment emissions are based on 500 hours per year. Highest emitting products were chosen for each emission group, utilizing MON MACT standard batch requirements when appropriate. For tanks the highest throughput in the last three years was increased three times. This was the basis for the PTE. Emissions were calculated using ChemCAD, Essential EHS, Emission Master and/or other appropriate emission estimation models or calculation methodologies (USEPA's TANKS 4.0, WATER9, etc.). Methods take into account stack test results as appropriate.

Applicable Requirements ***T-1337***

List all applicable requirements for this emission unit. For each applicable requirement, include the underlying rule/regulation citation and/or construction permit with the condition number. (*Note: Title V permit condition numbers alone are not the underlying applicable requirements*). If an emission limit is calculated based on the type of source and design capacity or if a standard is based on a design parameter, this information should also be included.

Emission Limits - 4.1.1, 4.1.20, 4.1.21, 4.1.22, ; 45CSR13 Permit R13-2338 4.1.1, ; 45CSR34, ; 40CFR63 Subpart FFFF,

Opacity Limits - NA

Operational Limits - 4.1.4, 4.1.23, 4.1.24, 4.1.25, 4.1.26, ; 45CSR13 Permit R13-2338 4.1.4,; 45CSR34 , ; 40CFR63 Subpart FFFF,

X Permit Shield

For all applicable requirements listed above, provide monitoring/testing/recordkeeping/reporting which shall be used to demonstrate compliance. If the method is based on a permit or rule, include the condition number or citation. (Note: Each requirement listed above must have an associated method of demonstrating compliance. If there is not already a required method in place, then a method must be proposed.)

Emission Limits - 4.1.7, 4.5.1, 4.4.3, 4.4.4; 45CSR13 Permit R13-2338 4.1.7, 4.5.1, 4.4.4, 4.4.5;

Opacity Limits - NA;

Operational Limits - 4.5.5,4.5.3, 4.1.10, ; 45CSR13 Permit R13-2338 4.1.22,4.5.3, 4.5.5, ; 45CSR34,; 40CFR63 Subpart FFFF,

Are you in compliance with all applicable requirements for this emission unit? X Yes ___No

If no, complete the **Schedule of Compliance Form** as **ATTACHMENT F**.

ATTACHMENT E - Emission Unit Form

Emission Unit Description		*Emission Group 116*
Emission unit ID number: C-303	**Emission unit name:** Steam Ejector	**List any control devices associated with this emission unit:** E2332

Provide a description of the emission unit (type, method of operation, design parameters, etc.):

Steam Ejector

Manufacturer:	**Model number:**	**Serial number:**
In House	NA	NA
Construction date:	**Installation date:**	**Modification date(s):**

Design Capacity (examples: furnaces - tons/hr, tanks - gallons):

Maximum Hourly Throughput:	**Maximum Annual Throughput:**	**Maximum Operating Schedule:**
See Potential Emissions estimation method		8760

Fuel Usage Data **(fill out all applicable fields)**

Does this emission unit combust fuel? ___ Yes ___X No	**If yes, is it?** ___ Indirect Fired ___ Direct Fired
Maximum design heat input and/or maximum horsepower rating:	**Type and Btu/hr rating of burners:**

List the primary fuel type(s) and if applicable, the secondary fuel type(s). For each fuel type listed, provide the maximum hourly and annual fuel usage for each.

Describe each fuel expected to be used during the term of the permit.

Fuel Type	Max. Sulfur Content	Max. Ash Content	BTU Value

Emissions Data ***C-303***

Criteria Pollutants	Potential Emissions	
	PPH	TPY
Carbon Monoxide (CO)		
Nitrogen Oxides (NO_X)		
Lead (Pb)		
Particulate Matter ($PM_{2.5}$)		
Particulate Matter (PM_{10})		
Total Particulate Matter (TSP)		
Sulfur Dioxide (SO_2)		
Volatile Organic Compounds (VOC)		

Hazardous Air Pollutants	Potential Emissions	
	PPH	TPY

Regulated Pollutants other than Criteria and HAP	Potential Emissions	
	PPH	TPY

List the method(s) used to calculate the potential emissions (include dates of any stack tests conducted, versions of software used, source and dates of emission factors, etc.).

Emissions from this Emission Group are assigned to the major emitting process equipment. Emissions are calculated assuming 8760 hours of operation for most equipment. Emergency equipment emissions are based on 500 hours per year. Highest emitting products were chosen for each emission group, utilizing MON MACT standard batch requirements when appropriate. For tanks the highest throughput in the last three years was increased three times. This was the basis for the PTE. Emissions were calculated using ChemCAD, Essential EHS, Emission Master and/or other appropriate emission estimation models or calculation methodologies (USEPA's TANKS 4.0, WATER9, etc.). Methods take into account stack test results as appropriate.

Applicable Requirements ***C-303***

List all applicable requirements for this emission unit. For each applicable requirement, include the underlying rule/regulation citation and/or construction permit with the condition number. (*Note: Title V permit condition numbers alone are not the underlying applicable requirements*). If an emission limit is calculated based on the type of source and design capacity or if a standard is based on a design parameter, this information should also be included.

Emission Limits - 4.1.1, 4.1.20, 4.1.21, 4.1.22, ; 45CSR13 Permit R13-2338 4.1.1, ; 45CSR34, ; 40CFR63 Subpart FFFF,

Opacity Limits - NA

Operational Limits - 4.1.4, 4.1.23, 4.1.24, 4.1.25, 4.1.26, ; 45CSR13 Permit R13-2338 4.1.4,; 45CSR34 , ; 40CFR63 Subpart FFFF,

X Permit Shield

For all applicable requirements listed above, provide monitoring/testing/recordkeeping/reporting which shall be used to demonstrate compliance. If the method is based on a permit or rule, include the condition number or citation. (Note: Each requirement listed above must have an associated method of demonstrating compliance. If there is not already a required method in place, then a method must be proposed.)

Emission Limits - 4.1.7, 4.5.1, 4.4.3, 4.4.4; 45CSR13 Permit R13-2338 4.1.7, 4.5.1, 4.4.4, 4.4.5;

Opacity Limits - NA;

Operational Limits - 4.5.5,4.5.3, 4.1.10, ; 45CSR13 Permit R13-2338 4.1.22,4.5.3, 4.5.5, ; 45CSR34,; 40CFR63 Subpart FFFF,

Are you in compliance with all applicable requirements for this emission unit? X Yes ___No

If no, complete the **Schedule of Compliance Form** as **ATTACHMENT F**.

ATTACHMENT E - Emission Unit Form

Emission Unit Description		*Emission Group 116*
Emission unit ID number: C-356	**Emission unit name:** Steam Ejector	**List any control devices associated with this emission unit:** E2332

Provide a description of the emission unit (type, method of operation, design parameters, etc.):

Steam Ejector

Manufacturer:	**Model number:**	**Serial number:**
In House	NA	NA
Construction date:	**Installation date:**	**Modification date(s):**

Design Capacity (examples: furnaces - tons/hr, tanks - gallons):

Maximum Hourly Throughput:	**Maximum Annual Throughput:**	**Maximum Operating Schedule:**
See Potential Emissions estimation method		8760

Fuel Usage Data **(fill out all applicable fields)**

Does this emission unit combust fuel? ___ Yes ___X No	**If yes, is it?** ___ Indirect Fired ___ Direct Fired
Maximum design heat input and/or maximum horsepower rating:	**Type and Btu/hr rating of burners:**

List the primary fuel type(s) and if applicable, the secondary fuel type(s). For each fuel type listed, provide the maximum hourly and annual fuel usage for each.

Describe each fuel expected to be used during the term of the permit.

Fuel Type	Max. Sulfur Content	Max. Ash Content	BTU Value

Emissions Data ***C-356***

Criteria Pollutants	Potential Emissions	
	PPH	TPY
Carbon Monoxide (CO)		
Nitrogen Oxides (NO_X)		
Lead (Pb)		
Particulate Matter ($PM_{2.5}$)		
Particulate Matter (PM_{10})		
Total Particulate Matter (TSP)		
Sulfur Dioxide (SO_2)		
Volatile Organic Compounds (VOC)		

Hazardous Air Pollutants	Potential Emissions	
	PPH	TPY

Regulated Pollutants other than Criteria and HAP	Potential Emissions	
	PPH	TPY

List the method(s) used to calculate the potential emissions (include dates of any stack tests conducted, versions of software used, source and dates of emission factors, etc.).

Emissions from this Emission Group are assigned to the major emitting process equipment. Emissions are calculated assuming 8760 hours of operation for most equipment. Emergency equipment emissions are based on 500 hours per year. Highest emitting products were chosen for each emission group, utilizing MON MACT standard batch requirements when appropriate. For tanks the highest throughput in the last three years was increased three times. This was the basis for the PTE. Emissions were calculated using ChemCAD, Essential EHS, Emission Master and/or other appropriate emission estimation models or calculation methodologies (USEPA's TANKS 4.0, WATER9, etc.). Methods take into account stack test results as appropriate.

Applicable Requirements ***C-356***

List all applicable requirements for this emission unit. For each applicable requirement, include the underlying rule/regulation citation and/or construction permit with the condition number. (*Note: Title V permit condition numbers alone are not the underlying applicable requirements*). If an emission limit is calculated based on the type of source and design capacity or if a standard is based on a design parameter, this information should also be included.

Emission Limits - 4.1.1, 4.1.20, 4.1.21, 4.1.22, ; 45CSR13 Permit R13-2338 4.1.1, ; 45CSR34, ; 40CFR63 Subpart FFFF,

Opacity Limits - NA

Operational Limits - 4.1.4, 4.1.23, 4.1.24, 4.1.25, 4.1.26, ; 45CSR13 Permit R13-2338 4.1.4,; 45CSR34 , ; 40CFR63 Subpart FFFF,

X Permit Shield

For all applicable requirements listed above, provide monitoring/testing/recordkeeping/reporting which shall be used to demonstrate compliance. If the method is based on a permit or rule, include the condition number or citation. (Note: Each requirement listed above must have an associated method of demonstrating compliance. If there is not already a required method in place, then a method must be proposed.)

Emission Limits - 4.1.7, 4.5.1, 4.4.3, 4.4.4; 45CSR13 Permit R13-2338 4.1.7, 4.5.1, 4.4.4, 4.4.5;

Opacity Limits - NA;

Operational Limits - 4.5.5,4.5.3, 4.1.10, ; 45CSR13 Permit R13-2338 4.1.22,4.5.3, 4.5.5, ; 45CSR34,; 40CFR63 Subpart FFFF,

Are you in compliance with all applicable requirements for this emission unit? X Yes ___No

If no, complete the **Schedule of Compliance Form** as **ATTACHMENT F**.

ATTACHMENT E - Emission Unit Form

Emission Unit Description		*Emission Group 116*
Emission unit ID number: FT-14	**Emission unit name:** Tank	**List any control devices associated with this emission unit:** S-137

Provide a description of the emission unit (type, method of operation, design parameters, etc.):

Tank

Manufacturer:	**Model number:**	**Serial number:**
In House	NA	NA
Construction date:	**Installation date:**	**Modification date(s):**

Design Capacity (examples: furnaces - tons/hr, tanks - gallons):

<20,000

Maximum Hourly Throughput:	**Maximum Annual Throughput:**	**Maximum Operating Schedule:**
See Potential Emissions estimation method		8760

Fuel Usage Data **(fill out all applicable fields)**

Does this emission unit combust fuel? ___ Yes ___X No	**If yes, is it?** ___ Indirect Fired ___ Direct Fired
Maximum design heat input and/or maximum horsepower rating:	**Type and Btu/hr rating of burners:**

List the primary fuel type(s) and if applicable, the secondary fuel type(s). For each fuel type listed, provide the maximum hourly and annual fuel usage for each.

Describe each fuel expected to be used during the term of the permit.

Fuel Type	Max. Sulfur Content	Max. Ash Content	BTU Value

Emissions Data ***FT-14***

Criteria Pollutants	Potential Emissions	
	PPH	TPY
Carbon Monoxide (CO)		
Nitrogen Oxides (NO_X)		
Lead (Pb)		
Particulate Matter ($PM_{2.5}$)		
Particulate Matter (PM_{10})		
Total Particulate Matter (TSP)		
Sulfur Dioxide (SO_2)		
Volatile Organic Compounds (VOC)		

Hazardous Air Pollutants	Potential Emissions	
	PPH	TPY

Regulated Pollutants other than Criteria and HAP	Potential Emissions	
	PPH	TPY

List the method(s) used to calculate the potential emissions (include dates of any stack tests conducted, versions of software used, source and dates of emission factors, etc.).

Emissions from this Emission Group are assigned to the major emitting process equipment. Emissions are calculated assuming 8760 hours of operation for most equipment. Emergency equipment emissions are based on 500 hours per year. Highest emitting products were chosen for each emission group, utilizing MON MACT standard batch requirements when appropriate. For tanks the highest throughput in the last three years was increased three times. This was the basis for the PTE. Emissions were calculated using ChemCAD, Essential EHS, Emission Master and/or other appropriate emission estimation models or calculation methodologies (USEPA's TANKS 4.0, WATER9, etc.). Methods take into account stack test results as appropriate.

Applicable Requirements ***FT-14***

List all applicable requirements for this emission unit. For each applicable requirement, include the underlying rule/regulation citation and/or construction permit with the condition number. (*Note: Title V permit condition numbers alone are not the underlying applicable requirements*). If an emission limit is calculated based on the type of source and design capacity or if a standard is based on a design parameter, this information should also be included.

Emission Limits - 4.1.1, 4.1.20, 4.1.21, 4.1.22, ; 45CSR13 Permit R13-2338 4.1.1, ; 45CSR34, ; 40CFR63 Subpart FFFF,

Opacity Limits - NA

Operational Limits - 4.1.4, 4.1.23, 4.1.24, 4.1.25, 4.1.26, ; 45CSR13 Permit R13-2338 4.1.4,; 45CSR34 , ; 40CFR63 Subpart FFFF,

X Permit Shield

For all applicable requirements listed above, provide monitoring/testing/recordkeeping/reporting which shall be used to demonstrate compliance. If the method is based on a permit or rule, include the condition number or citation. (Note: Each requirement listed above must have an associated method of demonstrating compliance. If there is not already a required method in place, then a method must be proposed.)

Emission Limits - 4.1.7, 4.5.1, 4.4.3, 4.4.4; 45CSR13 Permit R13-2338 4.1.7, 4.5.1, 4.4.4, 4.4.5;

Opacity Limits - NA;

Operational Limits - 4.5.5,4.5.3, 4.1.10, ; 45CSR13 Permit R13-2338 4.1.22,4.5.3, 4.5.5, ; 45CSR34,; 40CFR63 Subpart FFFF,

Are you in compliance with all applicable requirements for this emission unit? X Yes ___No

If no, complete the **Schedule of Compliance Form** as **ATTACHMENT F**.

ATTACHMENT E - Emission Unit Form

Emission Unit Description		*Emission Group 116*
Emission unit ID number: H-699	**Emission unit name:** Heat Exchanger	**List any control devices associated with this emission unit:** S-137

Provide a description of the emission unit (type, method of operation, design parameters, etc.):

Heat Exchanger

Manufacturer: In House	**Model number:** NA	**Serial number:** NA
Construction date:	**Installation date:**	**Modification date(s):**

Design Capacity (examples: furnaces - tons/hr, tanks - gallons):

Maximum Hourly Throughput: See Potential Emissions estimation method	**Maximum Annual Throughput:**	**Maximum Operating Schedule:** 8760

Fuel Usage Data **(fill out all applicable fields)**

Does this emission unit combust fuel? ___ Yes ___X No	**If yes, is it?** ___ Indirect Fired ___ Direct Fired
Maximum design heat input and/or maximum horsepower rating:	**Type and Btu/hr rating of burners:**

List the primary fuel type(s) and if applicable, the secondary fuel type(s). For each fuel type listed, provide the maximum hourly and annual fuel usage for each.

Describe each fuel expected to be used during the term of the permit.

Fuel Type	Max. Sulfur Content	Max. Ash Content	BTU Value

Emissions Data ***H-699***

Criteria Pollutants	Potential Emissions	
	PPH	TPY
Carbon Monoxide (CO)		
Nitrogen Oxides (NO_X)		
Lead (Pb)		
Particulate Matter ($PM_{2.5}$)		
Particulate Matter (PM_{10})		
Total Particulate Matter (TSP)		
Sulfur Dioxide (SO_2)		
Volatile Organic Compounds (VOC)		

Hazardous Air Pollutants	Potential Emissions	
	PPH	TPY

Regulated Pollutants other than Criteria and HAP	Potential Emissions	
	PPH	TPY

List the method(s) used to calculate the potential emissions (include dates of any stack tests conducted, versions of software used, source and dates of emission factors, etc.).

Emissions from this Emission Group are assigned to the major emitting process equipment. Emissions are calculated assuming 8760 hours of operation for most equipment. Emergency equipment emissions are based on 500 hours per year. Highest emitting products were chosen for each emission group, utilizing MON MACT standard batch requirements when appropriate. For tanks the highest throughput in the last three years was increased three times. This was the basis for the PTE. Emissions were calculated using ChemCAD, Essential EHS, Emission Master and/or other appropriate emission estimation models or calculation methodologies (USEPA's TANKS 4.0, WATER9, etc.). Methods take into account stack test results as appropriate.

Applicable Requirements ***H-699***

List all applicable requirements for this emission unit. For each applicable requirement, include the underlying rule/regulation citation and/or construction permit with the condition number. (*Note: Title V permit condition numbers alone are not the underlying applicable requirements*). If an emission limit is calculated based on the type of source and design capacity or if a standard is based on a design parameter, this information should also be included.

Emission Limits - 4.1.1, 4.1.20, 4.1.21, 4.1.22, ; 45CSR13 Permit R13-2338 4.1.1, ; 45CSR34, ; 40CFR63 Subpart FFFF,

Opacity Limits - NA

Operational Limits - 4.1.4, 4.1.23, 4.1.24, 4.1.25, 4.1.26, ; 45CSR13 Permit R13-2338 4.1.4,; 45CSR34 , ; 40CFR63 Subpart FFFF,

X Permit Shield

For all applicable requirements listed above, provide monitoring/testing/recordkeeping/reporting which shall be used to demonstrate compliance. If the method is based on a permit or rule, include the condition number or citation. (Note: Each requirement listed above must have an associated method of demonstrating compliance. If there is not already a required method in place, then a method must be proposed.)

Emission Limits - 4.1.7, 4.5.1, 4.4.3, 4.4.4; 45CSR13 Permit R13-2338 4.1.7, 4.5.1, 4.4.4, 4.4.5;

Opacity Limits - NA;

Operational Limits - 4.5.5,4.5.3, 4.1.10, ; 45CSR13 Permit R13-2338 4.1.22,4.5.3, 4.5.5, ; 45CSR34,; 40CFR63 Subpart FFFF,

Are you in compliance with all applicable requirements for this emission unit? X Yes ___No

If no, complete the **Schedule of Compliance Form** as **ATTACHMENT F**.

ATTACHMENT E - Emission Unit Form

Emission Unit Description		*Emission Group 116*
Emission unit ID number: H-1252	**Emission unit name:** Heat Exchanger	**List any control devices associated with this emission unit:** NONE

Provide a description of the emission unit (type, method of operation, design parameters, etc.):

Heat Exchanger

Manufacturer:	**Model number:**	**Serial number:**
In House	NA	NA
Construction date:	**Installation date:**	**Modification date(s):**

Design Capacity (examples: furnaces - tons/hr, tanks - gallons):

Maximum Hourly Throughput:	**Maximum Annual Throughput:**	**Maximum Operating Schedule:**
See Potential Emissions estimation method		8760

Fuel Usage Data **(fill out all applicable fields)**

Does this emission unit combust fuel? ___ Yes ___X No	**If yes, is it?** ___ Indirect Fired ___ Direct Fired
Maximum design heat input and/or maximum horsepower rating:	**Type and Btu/hr rating of burners:**

List the primary fuel type(s) and if applicable, the secondary fuel type(s). For each fuel type listed, provide the maximum hourly and annual fuel usage for each.

Describe each fuel expected to be used during the term of the permit.

Fuel Type	Max. Sulfur Content	Max. Ash Content	BTU Value

Emissions Data ***H-1252***

Criteria Pollutants	Potential Emissions	
	PPH	TPY
Carbon Monoxide (CO)		
Nitrogen Oxides (NO_X)		
Lead (Pb)		
Particulate Matter ($PM_{2.5}$)		
Particulate Matter (PM_{10})		
Total Particulate Matter (TSP)		
Sulfur Dioxide (SO_2)		
Volatile Organic Compounds (VOC)		

Hazardous Air Pollutants	Potential Emissions	
	PPH	TPY

Regulated Pollutants other than Criteria and HAP	Potential Emissions	
	PPH	TPY

List the method(s) used to calculate the potential emissions (include dates of any stack tests conducted, versions of software used, source and dates of emission factors, etc.).

Emissions from this Emission Group are assigned to the major emitting process equipment. Emissions are calculated assuming 8760 hours of operation for most equipment. Emergency equipment emissions are based on 500 hours per year. Highest emitting products were chosen for each emission group, utilizing MON MACT standard batch requirements when appropriate. For tanks the highest throughput in the last three years was increased three times. This was the basis for the PTE. Emissions were calculated using ChemCAD, Essential EHS, Emission Master and/or other appropriate emission estimation models or calculation methodologies (USEPA's TANKS 4.0, WATER9, etc.). Methods take into account stack test results as appropriate.

Applicable Requirements ***H-1252***

List all applicable requirements for this emission unit. For each applicable requirement, include the underlying rule/regulation citation and/or construction permit with the condition number. (*Note: Title V permit condition numbers alone are not the underlying applicable requirements*). If an emission limit is calculated based on the type of source and design capacity or if a standard is based on a design parameter, this information should also be included.

Emission Limits - 4.1.20, 4.1.21, 4.1.22, ; ; 45CSR34, ; 40CFR63 Subpart FFFF,

Opacity Limits - NA

Operational Limits - 4.1.4, 4.1.23, 4.1.24, 4.1.25, 4.1.26, ; 45CSR13 0 4.1.4,; 45CSR34 , ; 40CFR63 Subpart FFFF,

X Permit Shield

For all applicable requirements listed above, provide monitoring/testing/recordkeeping/reporting which shall be used to demonstrate compliance. If the method is based on a permit or rule, include the condition number or citation. (Note: Each requirement listed above must have an associated method of demonstrating compliance. If there is not already a required method in place, then a method must be proposed.)

Emission Limits - 4.1.7, 4.5.1, ; 45CSR13 Permit R13-2338 4.1.7, 4.5.1, ;

Opacity Limits - NA;

Operational Limits - 4.5.5,4.5.3, 4.1.10, ; 45CSR13 Permit R13-2338 4.1.22,4.5.3, 4.5.5, ; 45CSR34,; 40CFR63 Subpart FFFF,

Are you in compliance with all applicable requirements for this emission unit? X Yes ___No

If no, complete the **Schedule of Compliance Form** as **ATTACHMENT F**.

ATTACHMENT E - Emission Unit Form

Emission Unit Description		*Emission Group 116*
Emission unit ID number: K-62	**Emission unit name:** Kettle	**List any control devices associated with this emission unit:** S-137
Provide a description of the emission unit (type, method of operation, design parameters, etc.): Kettle		
Manufacturer: In House	**Model number:** NA	**Serial number:** NA
Construction date:	**Installation date:**	**Modification date(s):**
Design Capacity (examples: furnaces - tons/hr, tanks - gallons):		
Maximum Hourly Throughput: See Potential Emissions estimation method	**Maximum Annual Throughput:**	**Maximum Operating Schedule:** 8760
Fuel Usage Data **(fill out all applicable fields)**		
Does this emission unit combust fuel? ___ Yes ___X No		**If yes, is it?** ___ Indirect Fired ___ Direct Fired
Maximum design heat input and/or maximum horsepower rating:		**Type and Btu/hr rating of burners:**
List the primary fuel type(s) and if applicable, the secondary fuel type(s). For each fuel type listed, provide the maximum hourly and annual fuel usage for each.		

Describe each fuel expected to be used during the term of the permit.

Fuel Type	Max. Sulfur Content	Max. Ash Content	BTU Value

Emissions Data ***K-62***

Criteria Pollutants	Potential Emissions	
	PPH	TPY
Carbon Monoxide (CO)		
Nitrogen Oxides (NO_X)		
Lead (Pb)		
Particulate Matter ($PM_{2.5}$)		
Particulate Matter (PM_{10})		
Total Particulate Matter (TSP)		
Sulfur Dioxide (SO_2)		
Volatile Organic Compounds (VOC)		

Hazardous Air Pollutants	Potential Emissions	
	PPH	TPY
Hydrochloric Acid	0.00	0.40

Regulated Pollutants other than Criteria and HAP	Potential Emissions	
	PPH	TPY

List the method(s) used to calculate the potential emissions (include dates of any stack tests conducted, versions of software used, source and dates of emission factors, etc.).

Emissions from this Emission Group are assigned to the major emitting process equipment. Emissions are calculated assuming 8760 hours of operation for most equipment. Emergency equipment emissions are based on 500 hours per year. Highest emitting products were chosen for each emission group, utilizing MON MACT standard batch requirements when appropriate. For tanks the highest throughput in the last three years was increased three times. This was the basis for the PTE. Emissions were calculated using ChemCAD, Essential EHS, Emission Master and/or other appropriate emission estimation models or calculation methodologies (USEPA's TANKS 4.0, WATER9, etc.). Methods take into account stack test results as appropriate.

Applicable Requirements ***K-62***

List all applicable requirements for this emission unit. For each applicable requirement, include the underlying rule/regulation citation and/or construction permit with the condition number. (*Note: Title V permit condition numbers alone are not the underlying applicable requirements*). If an emission limit is calculated based on the type of source and design capacity or if a standard is based on a design parameter, this information should also be included.

Emission Limits - 4.1.1, 4.1.20, 4.1.21, 4.1.22, ; 45CSR13 Permit R13-2338 4.1.1, ; 45CSR34, ; 40CFR63 Subpart FFFF,

Opacity Limits - NA

Operational Limits - 4.1.4, 4.1.23, 4.1.24, 4.1.25, 4.1.26, ; 45CSR13 Permit R13-2338 4.1.4,; 45CSR34 , ; 40CFR63 Subpart FFFF,

X Permit Shield

For all applicable requirements listed above, provide monitoring/testing/recordkeeping/reporting which shall be used to demonstrate compliance. If the method is based on a permit or rule, include the condition number or citation. (Note: Each requirement listed above must have an associated method of demonstrating compliance. If there is not already a required method in place, then a method must be proposed.)

Emission Limits - 4.1.7, 4.5.1, 4.4.3, 4.4.4; 45CSR13 Permit R13-2338 4.1.7, 4.5.1, 4.4.4, 4.4.5;

Opacity Limits - NA;

Operational Limits - 4.5.5,4.5.3, 4.1.10, ; 45CSR13 Permit R13-2338 4.1.22,4.5.3, 4.5.5, ; 45CSR34,; 40CFR63 Subpart FFFF,

Are you in compliance with all applicable requirements for this emission unit? X Yes ___No

If no, complete the **Schedule of Compliance Form** as **ATTACHMENT F**.

ATTACHMENT E - Emission Unit Form

Emission Unit Description		*Emission Group 116*
Emission unit ID number: K-63	**Emission unit name:** Kettle	**List any control devices associated with this emission unit:** S-137
Provide a description of the emission unit (type, method of operation, design parameters, etc.): Kettle		
Manufacturer: In House	**Model number:** NA	**Serial number:** NA
Construction date:	**Installation date:**	**Modification date(s):**
Design Capacity (examples: furnaces - tons/hr, tanks - gallons):		
Maximum Hourly Throughput: See Potential Emissions estimation method	**Maximum Annual Throughput:**	**Maximum Operating Schedule:** 8760
Fuel Usage Data **(fill out all applicable fields)**		
Does this emission unit combust fuel? ___ Yes ___X No		**If yes, is it?** ___ Indirect Fired ___ Direct Fired
Maximum design heat input and/or maximum horsepower rating:		**Type and Btu/hr rating of burners:**
List the primary fuel type(s) and if applicable, the secondary fuel type(s). For each fuel type listed, provide the maximum hourly and annual fuel usage for each.		

Describe each fuel expected to be used during the term of the permit.

Fuel Type	Max. Sulfur Content	Max. Ash Content	BTU Value

Emissions Data ***K-63***

Criteria Pollutants	Potential Emissions	
	PPH	TPY
Carbon Monoxide (CO)		
Nitrogen Oxides (NO_X)		
Lead (Pb)		
Particulate Matter ($PM_{2.5}$)		
Particulate Matter (PM_{10})		
Total Particulate Matter (TSP)		
Sulfur Dioxide (SO_2)		
Volatile Organic Compounds (VOC)		

Hazardous Air Pollutants	Potential Emissions	
	PPH	TPY
Hydrochloric Acid	0.00	0.40

Regulated Pollutants other than Criteria and HAP	Potential Emissions	
	PPH	TPY

List the method(s) used to calculate the potential emissions (include dates of any stack tests conducted, versions of software used, source and dates of emission factors, etc.).

Emissions from this Emission Group are assigned to the major emitting process equipment. Emissions are calculated assuming 8760 hours of operation for most equipment. Emergency equipment emissions are based on 500 hours per year. Highest emitting products were chosen for each emission group, utilizing MON MACT standard batch requirements when appropriate. For tanks the highest throughput in the last three years was increased three times. This was the basis for the PTE. Emissions were calculated using ChemCAD, Essential EHS, Emission Master and/or other appropriate emission estimation models or calculation methodologies (USEPA's TANKS 4.0, WATER9, etc.). Methods take into account stack test results as appropriate.

Applicable Requirements ***K-63***

List all applicable requirements for this emission unit. For each applicable requirement, include the underlying rule/regulation citation and/or construction permit with the condition number. (*Note: Title V permit condition numbers alone are not the underlying applicable requirements*). If an emission limit is calculated based on the type of source and design capacity or if a standard is based on a design parameter, this information should also be included.

Emission Limits - 4.1.1, 4.1.20, 4.1.21, 4.1.22, ; 45CSR13 Permit R13-2338 4.1.1, ; 45CSR34, ; 40CFR63 Subpart FFFF,

Opacity Limits - NA

Operational Limits - 4.1.4, 4.1.23, 4.1.24, 4.1.25, 4.1.26, ; 45CSR13 Permit R13-2338 4.1.4,; 45CSR34 , ; 40CFR63 Subpart FFFF,

X Permit Shield

For all applicable requirements listed above, provide monitoring/testing/recordkeeping/reporting which shall be used to demonstrate compliance. If the method is based on a permit or rule, include the condition number or citation. (Note: Each requirement listed above must have an associated method of demonstrating compliance. If there is not already a required method in place, then a method must be proposed.)

Emission Limits - 4.1.7, 4.5.1, 4.4.3, 4.4.4; 45CSR13 Permit R13-2338 4.1.7, 4.5.1, 4.4.4, 4.4.5;

Opacity Limits - NA;

Operational Limits - 4.5.5,4.5.3, 4.1.10, ; 45CSR13 Permit R13-2338 4.1.22,4.5.3, 4.5.5, ; 45CSR34,; 40CFR63 Subpart FFFF,

Are you in compliance with all applicable requirements for this emission unit? X Yes ___No

If no, complete the **Schedule of Compliance Form** as **ATTACHMENT F**.

ATTACHMENT E - Emission Unit Form

Emission Unit Description		*Emission Group 116*
Emission unit ID number: S-125 S-127 S-128 and S-145	**Emission unit name:** Esters HCL Absorption System	**List any control devices associated with this emission unit:** E2332

Provide a description of the emission unit (type, method of operation, design parameters, etc.):

Absorption System

Manufacturer:	**Model number:**	**Serial number:**
In House	NA	NA
Construction date: --	**Installation date:**	**Modification date(s):**

Design Capacity (examples: furnaces - tons/hr, tanks - gallons):

--

Maximum Hourly Throughput:	**Maximum Annual Throughput:**	**Maximum Operating Schedule:**
See Potential Emissions estimation method		8760

Fuel Usage Data **(fill out all applicable fields)**

Does this emission unit combust fuel? ___ Yes ___X No	**If yes, is it?** ___ Indirect Fired ___ Direct Fired
Maximum design heat input and/or maximum horsepower rating:	**Type and Btu/hr rating of burners:**

List the primary fuel type(s) and if applicable, the secondary fuel type(s). For each fuel type listed, provide the maximum hourly and annual fuel usage for each.

Describe each fuel expected to be used during the term of the permit.

Fuel Type	Max. Sulfur Content	Max. Ash Content	BTU Value

Emissions Data	***S-125 S-127 S-128 and S-145***	
Criteria Pollutants	Potential Emissions	
	PPH	TPY
Carbon Monoxide (CO)		
Nitrogen Oxides (NO_X)		
Lead (Pb)		
Particulate Matter ($PM_{2.5}$)		
Particulate Matter (PM_{10})		
Total Particulate Matter (TSP)		
Sulfur Dioxide (SO_2)		
Volatile Organic Compounds (VOC)		
Hazardous Air Pollutants	Potential Emissions	
	PPH	TPY
Regulated Pollutants other than Criteria and HAP	Potential Emissions	
	PPH	TPY

List the method(s) used to calculate the potential emissions (include dates of any stack tests conducted, versions of software used, source and dates of emission factors, etc.).

Emissions from this Emission Group are assigned to the major emitting process equipment. Emissions are calculated assuming 8760 hours of operation for most equipment. Emergency equipment emissions are based on 500 hours per year. Highest emitting products were chosen for each emission group, utilizing MON MACT standard batch requirements when appropriate. For tanks the highest throughput in the last three years was increased three times. This was the basis for the PTE. Emissions were calculated using ChemCAD, Essential EHS, Emission Master and/or other appropriate emission estimation models or calculation methodologies (USEPA's TANKS 4.0, WATER9, etc.). Methods take into account stack test results as appropriate.

Applicable Requirements ***S-125 S-127 S-128 and S-145***

List all applicable requirements for this emission unit. For each applicable requirement, include the underlying rule/regulation citation and/or construction permit with the condition number. (*Note: Title V permit condition numbers alone are not the underlying applicable requirements*). If an emission limit is calculated based on the type of source and design capacity or if a standard is based on a design parameter, this information should also be included.

Emission Limits - 4.1.1, 4.1.20, 4.1.21, 4.1.22, ; 45CSR13 Permit R13-2338 4.1.1, ; 45CSR34, ; 40CFR63 Subpart FFFF,

Opacity Limits - NA

Operational Limits - 4.1.4, 4.1.23, 4.1.24, 4.1.25, 4.1.26, ; 45CSR13 Permit R13-2338 4.1.4,; 45CSR34 , ; 40CFR63 Subpart FFFF,

X Permit Shield

For all applicable requirements listed above, provide monitoring/testing/recordkeeping/reporting which shall be used to demonstrate compliance. If the method is based on a permit or rule, include the condition number or citation. (Note: Each requirement listed above must have an associated method of demonstrating compliance. If there is not already a required method in place, then a method must be proposed.)

Emission Limits - 4.1.7, 4.5.1, 4.4.3, 4.4.4; 45CSR13 Permit R13-2338 4.1.7, 4.5.1, 4.4.4, 4.4.5;

Opacity Limits - NA;

Operational Limits - 4.5.5,4.5.3, 4.1.10, ; 45CSR13 Permit R13-2338 4.1.22,4.5.3, 4.5.5, ; 45CSR34,; 40CFR63 Subpart FFFF,

Are you in compliance with all applicable requirements for this emission unit? X Yes ___No

If no, complete the **Schedule of Compliance Form** as **ATTACHMENT F**.

ATTACHMENT E - Emission Unit Form

Emission Unit Description		*Emission Group 116*
Emission unit ID number: T-1075	**Emission unit name:** Tank	**List any control devices associated with this emission unit:** E2332

Provide a description of the emission unit (type, method of operation, design parameters, etc.):

Tank

Manufacturer:	**Model number:**	**Serial number:**
In House	NA	NA
Construction date: 1973	**Installation date:**	**Modification date(s):**

Design Capacity (examples: furnaces - tons/hr, tanks - gallons):

<20,000

Maximum Hourly Throughput:	**Maximum Annual Throughput:**	**Maximum Operating Schedule:**
See Potential Emissions estimation method		8760

Fuel Usage Data **(fill out all applicable fields)**

Does this emission unit combust fuel? ___ Yes ___X No	**If yes, is it?** ___ Indirect Fired ___ Direct Fired
Maximum design heat input and/or maximum horsepower rating:	**Type and Btu/hr rating of burners:**

List the primary fuel type(s) and if applicable, the secondary fuel type(s). For each fuel type listed, provide the maximum hourly and annual fuel usage for each.

Describe each fuel expected to be used during the term of the permit.

Fuel Type	Max. Sulfur Content	Max. Ash Content	BTU Value

Emissions Data ***T-1075***

Criteria Pollutants	Potential Emissions	
	PPH	TPY
Carbon Monoxide (CO)		
Nitrogen Oxides (NO_X)		
Lead (Pb)		
Particulate Matter ($PM_{2.5}$)		
Particulate Matter (PM_{10})		
Total Particulate Matter (TSP)		
Sulfur Dioxide (SO_2)		
Volatile Organic Compounds (VOC)		

Hazardous Air Pollutants	Potential Emissions	
	PPH	TPY

Regulated Pollutants other than Criteria and HAP	Potential Emissions	
	PPH	TPY

List the method(s) used to calculate the potential emissions (include dates of any stack tests conducted, versions of software used, source and dates of emission factors, etc.).

Emissions from this Emission Group are assigned to the major emitting process equipment. Emissions are calculated assuming 8760 hours of operation for most equipment. Emergency equipment emissions are based on 500 hours per year. Highest emitting products were chosen for each emission group, utilizing MON MACT standard batch requirements when appropriate. For tanks the highest throughput in the last three years was increased three times. This was the basis for the PTE. Emissions were calculated using ChemCAD, Essential EHS, Emission Master and/or other appropriate emission estimation models or calculation methodologies (USEPA's TANKS 4.0, WATER9, etc.). Methods take into account stack test results as appropriate.

Applicable Requirements ***T-1075***

List all applicable requirements for this emission unit. For each applicable requirement, include the underlying rule/regulation citation and/or construction permit with the condition number. (*Note: Title V permit condition numbers alone are not the underlying applicable requirements*). If an emission limit is calculated based on the type of source and design capacity or if a standard is based on a design parameter, this information should also be included.

Emission Limits - 4.1.1, 4.1.20, 4.1.21, 4.1.22, ; 45CSR13 Permit R13-2338 4.1.1, ; 45CSR34, ; 40CFR63 Subpart FFFF,

Opacity Limits - NA

Operational Limits - 4.1.4, 4.1.23, 4.1.24, 4.1.25, 4.1.26, ; 45CSR13 Permit R13-2338 4.1.4,; 45CSR34 , ; 40CFR63 Subpart FFFF,

X Permit Shield

For all applicable requirements listed above, provide monitoring/testing/recordkeeping/reporting which shall be used to demonstrate compliance. If the method is based on a permit or rule, include the condition number or citation. (Note: Each requirement listed above must have an associated method of demonstrating compliance. If there is not already a required method in place, then a method must be proposed.)

Emission Limits - 4.1.7, 4.5.1, 4.4.3, 4.4.4; 45CSR13 Permit R13-2338 4.1.7, 4.5.1, 4.4.4, 4.4.5;

Opacity Limits - NA;

Operational Limits - 4.5.5,4.5.3, 4.1.10, ; 45CSR13 Permit R13-2338 4.1.22,4.5.3, 4.5.5, ; 45CSR34,; 40CFR63 Subpart FFFF,

Are you in compliance with all applicable requirements for this emission unit? X Yes ___No

If no, complete the **Schedule of Compliance Form** as **ATTACHMENT F**.

ATTACHMENT E - Emission Unit Form

Emission Unit Description		*Emission Group 116*
Emission unit ID number: T-1076	**Emission unit name:** Tank	**List any control devices associated with this emission unit:** E2332

Provide a description of the emission unit (type, method of operation, design parameters, etc.):

Tank

Manufacturer: In House	**Model number:** NA	**Serial number:** NA
Construction date: 1977	**Installation date:**	**Modification date(s):**

Design Capacity (examples: furnaces - tons/hr, tanks - gallons):

<20,000

Maximum Hourly Throughput: See Potential Emissions estimation method	**Maximum Annual Throughput:**	**Maximum Operating Schedule:** 8760

Fuel Usage Data **(fill out all applicable fields)**

Does this emission unit combust fuel? ___ Yes ___X No	**If yes, is it?** ___ Indirect Fired ___ Direct Fired
Maximum design heat input and/or maximum horsepower rating:	**Type and Btu/hr rating of burners:**

List the primary fuel type(s) and if applicable, the secondary fuel type(s). For each fuel type listed, provide the maximum hourly and annual fuel usage for each.

Describe each fuel expected to be used during the term of the permit.

Fuel Type	Max. Sulfur Content	Max. Ash Content	BTU Value

Emissions Data	***T-1076***	
Criteria Pollutants	Potential Emissions	
	PPH	TPY
Carbon Monoxide (CO)		
Nitrogen Oxides (NO_X)		
Lead (Pb)		
Particulate Matter ($PM_{2.5}$)		
Particulate Matter (PM_{10})		
Total Particulate Matter (TSP)		
Sulfur Dioxide (SO_2)		
Volatile Organic Compounds (VOC)		
Hazardous Air Pollutants	Potential Emissions	
	PPH	TPY
Regulated Pollutants other than Criteria and HAP	Potential Emissions	
	PPH	TPY

List the method(s) used to calculate the potential emissions (include dates of any stack tests conducted, versions of software used, source and dates of emission factors, etc.).

Emissions from this Emission Group are assigned to the major emitting process equipment. Emissions are calculated assuming 8760 hours of operation for most equipment. Emergency equipment emissions are based on 500 hours per year. Highest emitting products were chosen for each emission group, utilizing MON MACT standard batch requirements when appropriate. For tanks the highest throughput in the last three years was increased three times. This was the basis for the PTE. Emissions were calculated using ChemCAD, Essential EHS, Emission Master and/or other appropriate emission estimation models or calculation methodologies (USEPA's TANKS 4.0, WATER9, etc.). Methods take into account stack test results as appropriate.

Applicable Requirements ***T-1076***

List all applicable requirements for this emission unit. For each applicable requirement, include the underlying rule/regulation citation and/or construction permit with the condition number. (*Note: Title V permit condition numbers alone are not the underlying applicable requirements*). If an emission limit is calculated based on the type of source and design capacity or if a standard is based on a design parameter, this information should also be included.

Emission Limits - 4.1.1, 4.1.20, 4.1.21, 4.1.22, ; 45CSR13 Permit R13-2338 4.1.1, ; 45CSR34, ; 40CFR63 Subpart FFFF,

Opacity Limits - NA

Operational Limits - 4.1.4, 4.1.23, 4.1.24, 4.1.25, 4.1.26, ; 45CSR13 Permit R13-2338 4.1.4,; 45CSR34 , ; 40CFR63 Subpart FFFF,

X Permit Shield

For all applicable requirements listed above, provide monitoring/testing/recordkeeping/reporting which shall be used to demonstrate compliance. If the method is based on a permit or rule, include the condition number or citation. (Note: Each requirement listed above must have an associated method of demonstrating compliance. If there is not already a required method in place, then a method must be proposed.)

Emission Limits - 4.1.7, 4.5.1, 4.4.3, 4.4.4; 45CSR13 Permit R13-2338 4.1.7, 4.5.1, 4.4.4, 4.4.5;

Opacity Limits - NA;

Operational Limits - 4.5.5,4.5.3, 4.1.10, ; 45CSR13 Permit R13-2338 4.1.22,4.5.3, 4.5.5, ; 45CSR34,; 40CFR63 Subpart FFFF,

Are you in compliance with all applicable requirements for this emission unit? X Yes ___No

If no, complete the **Schedule of Compliance Form** as **ATTACHMENT F**.

ATTACHMENT E - Emission Unit Form

Emission Unit Description		*Emission Group 116*
Emission unit ID number: T-1078	**Emission unit name:** Tank	**List any control devices associated with this emission unit:** S-137

Provide a description of the emission unit (type, method of operation, design parameters, etc.):

Tank

Manufacturer:	**Model number:**	**Serial number:**
In House	NA	NA
Construction date: 1993	**Installation date:**	**Modification date(s):**

Design Capacity (examples: furnaces - tons/hr, tanks - gallons):

<20,000

Maximum Hourly Throughput:	**Maximum Annual Throughput:**	**Maximum Operating Schedule:**
See Potential Emissions estimation method		8760

Fuel Usage Data **(fill out all applicable fields)**

Does this emission unit combust fuel? ___ Yes ___X No	**If yes, is it?** ___ Indirect Fired ___ Direct Fired
Maximum design heat input and/or maximum horsepower rating:	**Type and Btu/hr rating of burners:**

List the primary fuel type(s) and if applicable, the secondary fuel type(s). For each fuel type listed, provide the maximum hourly and annual fuel usage for each.

Describe each fuel expected to be used during the term of the permit.

Fuel Type	Max. Sulfur Content	Max. Ash Content	BTU Value

Emissions Data ***T-1078***

Criteria Pollutants	Potential Emissions	
	PPH	TPY
Carbon Monoxide (CO)		
Nitrogen Oxides (NO_X)		
Lead (Pb)		
Particulate Matter ($PM_{2.5}$)		
Particulate Matter (PM_{10})		
Total Particulate Matter (TSP)		
Sulfur Dioxide (SO_2)		
Volatile Organic Compounds (VOC)		

Hazardous Air Pollutants	Potential Emissions	
	PPH	TPY

Regulated Pollutants other than Criteria and HAP	Potential Emissions	
	PPH	TPY

List the method(s) used to calculate the potential emissions (include dates of any stack tests conducted, versions of software used, source and dates of emission factors, etc.).

Emissions from this Emission Group are assigned to the major emitting process equipment. Emissions are calculated assuming 8760 hours of operation for most equipment. Emergency equipment emissions are based on 500 hours per year. Highest emitting products were chosen for each emission group, utilizing MON MACT standard batch requirements when appropriate. For tanks the highest throughput in the last three years was increased three times. This was the basis for the PTE. Emissions were calculated using ChemCAD, Essential EHS, Emission Master and/or other appropriate emission estimation models or calculation methodologies (USEPA's TANKS 4.0, WATER9, etc.). Methods take into account stack test results as appropriate.

Applicable Requirements ***T-1078***

List all applicable requirements for this emission unit. For each applicable requirement, include the underlying rule/regulation citation and/or construction permit with the condition number. (*Note: Title V permit condition numbers alone are not the underlying applicable requirements*). If an emission limit is calculated based on the type of source and design capacity or if a standard is based on a design parameter, this information should also be included.

Emission Limits - 4.1.1, 4.1.20, 4.1.21, 4.1.22, ; 45CSR13 Permit R13-2338 4.1.1, ; 45CSR34, ; 40CFR63 Subpart FFFF,

Opacity Limits - NA

Operational Limits - 4.1.4, 4.1.23, 4.1.24, 4.1.25, 4.1.26, ; 45CSR13 Permit R13-2338 4.1.4,; 45CSR34 , ; 40CFR63 Subpart FFFF,

X Permit Shield

For all applicable requirements listed above, provide monitoring/testing/recordkeeping/reporting which shall be used to demonstrate compliance. If the method is based on a permit or rule, include the condition number or citation. (Note: Each requirement listed above must have an associated method of demonstrating compliance. If there is not already a required method in place, then a method must be proposed.)

Emission Limits - 4.1.7, 4.5.1, 4.4.3, 4.4.4; 45CSR13 Permit R13-2338 4.1.7, 4.5.1, 4.4.4, 4.4.5;

Opacity Limits - NA;

Operational Limits - 4.5.5,4.5.3, 4.1.10, ; 45CSR13 Permit R13-2338 4.1.22,4.5.3, 4.5.5, ; 45CSR34,; 40CFR63 Subpart FFFF,

Are you in compliance with all applicable requirements for this emission unit? X Yes ___No

If no, complete the **Schedule of Compliance Form** as **ATTACHMENT F**.

ATTACHMENT E - Emission Unit Form

Emission Unit Description		*Emission Group 116*
Emission unit ID number: T-1079	**Emission unit name:** Tank	**List any control devices associated with this emission unit:** S-137

Provide a description of the emission unit (type, method of operation, design parameters, etc.):

Tank

Manufacturer: In House	**Model number:** NA	**Serial number:** NA
Construction date: 1976	**Installation date:**	**Modification date(s):**

Design Capacity (examples: furnaces - tons/hr, tanks - gallons):

<20,000

Maximum Hourly Throughput: See Potential Emissions estimation method	**Maximum Annual Throughput:**	**Maximum Operating Schedule:** 8760

Fuel Usage Data **(fill out all applicable fields)**

Does this emission unit combust fuel? ___ Yes ___X No	**If yes, is it?** ___ Indirect Fired ___ Direct Fired
Maximum design heat input and/or maximum horsepower rating:	**Type and Btu/hr rating of burners:**

List the primary fuel type(s) and if applicable, the secondary fuel type(s). For each fuel type listed, provide the maximum hourly and annual fuel usage for each.

Describe each fuel expected to be used during the term of the permit.

Fuel Type	Max. Sulfur Content	Max. Ash Content	BTU Value

Emissions Data ***T-1079***

Criteria Pollutants	Potential Emissions	
	PPH	TPY
Carbon Monoxide (CO)		
Nitrogen Oxides (NO_X)		
Lead (Pb)		
Particulate Matter ($PM_{2.5}$)		
Particulate Matter (PM_{10})		
Total Particulate Matter (TSP)		
Sulfur Dioxide (SO_2)		
Volatile Organic Compounds (VOC)		

Hazardous Air Pollutants	Potential Emissions	
	PPH	TPY

Regulated Pollutants other than Criteria and HAP	Potential Emissions	
	PPH	TPY

List the method(s) used to calculate the potential emissions (include dates of any stack tests conducted, versions of software used, source and dates of emission factors, etc.).

Emissions from this Emission Group are assigned to the major emitting process equipment. Emissions are calculated assuming 8760 hours of operation for most equipment. Emergency equipment emissions are based on 500 hours per year. Highest emitting products were chosen for each emission group, utilizing MON MACT standard batch requirements when appropriate. For tanks the highest throughput in the last three years was increased three times. This was the basis for the PTE. Emissions were calculated using ChemCAD, Essential EHS, Emission Master and/or other appropriate emission estimation models or calculation methodologies (USEPA's TANKS 4.0, WATER9, etc.). Methods take into account stack test results as appropriate.

Applicable Requirements ***T-1079***

List all applicable requirements for this emission unit. For each applicable requirement, include the underlying rule/regulation citation and/or construction permit with the condition number. (*Note: Title V permit condition numbers alone are not the underlying applicable requirements*). If an emission limit is calculated based on the type of source and design capacity or if a standard is based on a design parameter, this information should also be included.

Emission Limits - 4.1.1, 4.1.20, 4.1.21, 4.1.22, ; 45CSR13 Permit R13-2338 4.1.1, ; 45CSR34, ; 40CFR63 Subpart FFFF,

Opacity Limits - NA

Operational Limits - 4.1.4, 4.1.23, 4.1.24, 4.1.25, 4.1.26, ; 45CSR13 Permit R13-2338 4.1.4,; 45CSR34 , ; 40CFR63 Subpart FFFF,

X Permit Shield

For all applicable requirements listed above, provide monitoring/testing/recordkeeping/reporting which shall be used to demonstrate compliance. If the method is based on a permit or rule, include the condition number or citation. (Note: Each requirement listed above must have an associated method of demonstrating compliance. If there is not already a required method in place, then a method must be proposed.)

Emission Limits - 4.1.7, 4.5.1, 4.4.3, 4.4.4; 45CSR13 Permit R13-2338 4.1.7, 4.5.1, 4.4.4, 4.4.5;

Opacity Limits - NA;

Operational Limits - 4.5.5,4.5.3, 4.1.10, ; 45CSR13 Permit R13-2338 4.1.22,4.5.3, 4.5.5, ; 45CSR34,; 40CFR63 Subpart FFFF,

Are you in compliance with all applicable requirements for this emission unit? X Yes ___No

If no, complete the **Schedule of Compliance Form** as **ATTACHMENT F**.

ATTACHMENT E - Emission Unit Form

Emission Unit Description		*Emission Group 116*
Emission unit ID number: T-1080	**Emission unit name:** Tank	**List any control devices associated with this emission unit:** S-137

Provide a description of the emission unit (type, method of operation, design parameters, etc.):

Tank

Manufacturer:	**Model number:**	**Serial number:**
In House	NA	NA
Construction date: 1976	**Installation date:**	**Modification date(s):**

Design Capacity (examples: furnaces - tons/hr, tanks - gallons):

<20,000

Maximum Hourly Throughput:	**Maximum Annual Throughput:**	**Maximum Operating Schedule:**
See Potential Emissions estimation method		8760

Fuel Usage Data **(fill out all applicable fields)**

Does this emission unit combust fuel? ___ Yes ___X No	**If yes, is it?** ___ Indirect Fired ___ Direct Fired
Maximum design heat input and/or maximum horsepower rating:	**Type and Btu/hr rating of burners:**

List the primary fuel type(s) and if applicable, the secondary fuel type(s). For each fuel type listed, provide the maximum hourly and annual fuel usage for each.

Describe each fuel expected to be used during the term of the permit.

Fuel Type	Max. Sulfur Content	Max. Ash Content	BTU Value

Emissions Data	***T-1080***	
Criteria Pollutants	Potential Emissions	
	PPH	TPY
Carbon Monoxide (CO)		
Nitrogen Oxides (NO_X)		
Lead (Pb)		
Particulate Matter ($PM_{2.5}$)		
Particulate Matter (PM_{10})		
Total Particulate Matter (TSP)		
Sulfur Dioxide (SO_2)		
Volatile Organic Compounds (VOC)		
Hazardous Air Pollutants	Potential Emissions	
	PPH	TPY
Regulated Pollutants other than Criteria and HAP	Potential Emissions	
	PPH	TPY

List the method(s) used to calculate the potential emissions (include dates of any stack tests conducted, versions of software used, source and dates of emission factors, etc.).

Emissions from this Emission Group are assigned to the major emitting process equipment. Emissions are calculated assuming 8760 hours of operation for most equipment. Emergency equipment emissions are based on 500 hours per year. Highest emitting products were chosen for each emission group, utilizing MON MACT standard batch requirements when appropriate. For tanks the highest throughput in the last three years was increased three times. This was the basis for the PTE. Emissions were calculated using ChemCAD, Essential EHS, Emission Master and/or other appropriate emission estimation models or calculation methodologies (USEPA's TANKS 4.0, WATER9, etc.). Methods take into account stack test results as appropriate.

Applicable Requirements ***T-1080***

List all applicable requirements for this emission unit. For each applicable requirement, include the underlying rule/regulation citation and/or construction permit with the condition number. (*Note: Title V permit condition numbers alone are not the underlying applicable requirements*). If an emission limit is calculated based on the type of source and design capacity or if a standard is based on a design parameter, this information should also be included.

Emission Limits - 4.1.1, 4.1.20, 4.1.21, 4.1.22, ; 45CSR13 Permit R13-2338 4.1.1, ; 45CSR34, ; 40CFR63 Subpart FFFF,

Opacity Limits - NA

Operational Limits - 4.1.4, 4.1.23, 4.1.24, 4.1.25, 4.1.26, ; 45CSR13 Permit R13-2338 4.1.4,; 45CSR34 , ; 40CFR63 Subpart FFFF,

X Permit Shield

For all applicable requirements listed above, provide monitoring/testing/recordkeeping/reporting which shall be used to demonstrate compliance. If the method is based on a permit or rule, include the condition number or citation. (Note: Each requirement listed above must have an associated method of demonstrating compliance. If there is not already a required method in place, then a method must be proposed.)

Emission Limits - 4.1.7, 4.5.1, 4.4.3, 4.4.4; 45CSR13 Permit R13-2338 4.1.7, 4.5.1, 4.4.4, 4.4.5;

Opacity Limits - NA;

Operational Limits - 4.5.5,4.5.3, 4.1.10, ; 45CSR13 Permit R13-2338 4.1.22,4.5.3, 4.5.5, ; 45CSR34,; 40CFR63 Subpart FFFF,

Are you in compliance with all applicable requirements for this emission unit? X Yes ___No

If no, complete the **Schedule of Compliance Form** as **ATTACHMENT F**.

ATTACHMENT E - Emission Unit Form

Emission Unit Description		*Emission Group 116*
Emission unit ID number: T-1081	**Emission unit name:** Tank	**List any control devices associated with this emission unit:** S-137
Provide a description of the emission unit (type, method of operation, design parameters, etc.): Tank		
Manufacturer: In House	**Model number:** NA	**Serial number:** NA
Construction date: 1976	**Installation date:**	**Modification date(s):**
Design Capacity (examples: furnaces - tons/hr, tanks - gallons): <20,000		
Maximum Hourly Throughput: See Potential Emissions estimation method	**Maximum Annual Throughput:**	**Maximum Operating Schedule:** 8760
Fuel Usage Data **(fill out all applicable fields)**		
Does this emission unit combust fuel? ___ Yes ___X No		**If yes, is it?** ___ Indirect Fired ___ Direct Fired
Maximum design heat input and/or maximum horsepower rating:		**Type and Btu/hr rating of burners:**
List the primary fuel type(s) and if applicable, the secondary fuel type(s). For each fuel type listed, provide the maximum hourly and annual fuel usage for each.		

Describe each fuel expected to be used during the term of the permit.

Fuel Type	Max. Sulfur Content	Max. Ash Content	BTU Value

Emissions Data	***T-1081***	
Criteria Pollutants	Potential Emissions	
	PPH	TPY
Carbon Monoxide (CO)		
Nitrogen Oxides (NO_X)		
Lead (Pb)		
Particulate Matter ($PM_{2.5}$)		
Particulate Matter (PM_{10})		
Total Particulate Matter (TSP)		
Sulfur Dioxide (SO_2)		
Volatile Organic Compounds (VOC)		
Hazardous Air Pollutants	Potential Emissions	
	PPH	TPY
Regulated Pollutants other than Criteria and HAP	Potential Emissions	
	PPH	TPY

List the method(s) used to calculate the potential emissions (include dates of any stack tests conducted, versions of software used, source and dates of emission factors, etc.).

Emissions from this Emission Group are assigned to the major emitting process equipment. Emissions are calculated assuming 8760 hours of operation for most equipment. Emergency equipment emissions are based on 500 hours per year. Highest emitting products were chosen for each emission group, utilizing MON MACT standard batch requirements when appropriate. For tanks the highest throughput in the last three years was increased three times. This was the basis for the PTE. Emissions were calculated using ChemCAD, Essential EHS, Emission Master and/or other appropriate emission estimation models or calculation methodologies (USEPA's TANKS 4.0, WATER9, etc.). Methods take into account stack test results as appropriate.

Applicable Requirements ***T-1081***

List all applicable requirements for this emission unit. For each applicable requirement, include the underlying rule/regulation citation and/or construction permit with the condition number. (*Note: Title V permit condition numbers alone are not the underlying applicable requirements*). If an emission limit is calculated based on the type of source and design capacity or if a standard is based on a design parameter, this information should also be included.

Emission Limits - 4.1.1, 4.1.20, 4.1.21, 4.1.22, ; 45CSR13 Permit R13-2338 4.1.1, ; 45CSR34, ; 40CFR63 Subpart FFFF,

Opacity Limits - NA

Operational Limits - 4.1.4, 4.1.23, 4.1.24, 4.1.25, 4.1.26, ; 45CSR13 Permit R13-2338 4.1.4,; 45CSR34 , ; 40CFR63 Subpart FFFF,

X Permit Shield

For all applicable requirements listed above, provide monitoring/testing/recordkeeping/reporting which shall be used to demonstrate compliance. If the method is based on a permit or rule, include the condition number or citation. (Note: Each requirement listed above must have an associated method of demonstrating compliance. If there is not already a required method in place, then a method must be proposed.)

Emission Limits - 4.1.7, 4.5.1, 4.4.3, 4.4.4; 45CSR13 Permit R13-2338 4.1.7, 4.5.1, 4.4.4, 4.4.5;

Opacity Limits - NA;

Operational Limits - 4.5.5,4.5.3, 4.1.10, ; 45CSR13 Permit R13-2338 4.1.22,4.5.3, 4.5.5, ; 45CSR34,; 40CFR63 Subpart FFFF,

Are you in compliance with all applicable requirements for this emission unit? X Yes ___No

If no, complete the **Schedule of Compliance Form** as **ATTACHMENT F**.

ATTACHMENT E - Emission Unit Form

Emission Unit Description		*Emission Group 116*
Emission unit ID number: T-1082	**Emission unit name:** Tank	**List any control devices associated with this emission unit:** S-137

Provide a description of the emission unit (type, method of operation, design parameters, etc.):

Tank

Manufacturer: In House	**Model number:** NA	**Serial number:** NA
Construction date: 1976	**Installation date:**	**Modification date(s):**

Design Capacity (examples: furnaces - tons/hr, tanks - gallons):

<20,000

Maximum Hourly Throughput: See Potential Emissions estimation method	**Maximum Annual Throughput:**	**Maximum Operating Schedule:** 8760

Fuel Usage Data **(fill out all applicable fields)**

Does this emission unit combust fuel? ___ Yes ___X No	**If yes, is it?** ___ Indirect Fired ___ Direct Fired
Maximum design heat input and/or maximum horsepower rating:	**Type and Btu/hr rating of burners:**

List the primary fuel type(s) and if applicable, the secondary fuel type(s). For each fuel type listed, provide the maximum hourly and annual fuel usage for each.

Describe each fuel expected to be used during the term of the permit.

Fuel Type	Max. Sulfur Content	Max. Ash Content	BTU Value

Emissions Data ***T-1082***

Criteria Pollutants	Potential Emissions	
	PPH	TPY
Carbon Monoxide (CO)		
Nitrogen Oxides (NO_X)		
Lead (Pb)		
Particulate Matter ($PM_{2.5}$)		
Particulate Matter (PM_{10})		
Total Particulate Matter (TSP)		
Sulfur Dioxide (SO_2)		
Volatile Organic Compounds (VOC)		

Hazardous Air Pollutants	Potential Emissions	
	PPH	TPY

Regulated Pollutants other than Criteria and HAP	Potential Emissions	
	PPH	TPY

List the method(s) used to calculate the potential emissions (include dates of any stack tests conducted, versions of software used, source and dates of emission factors, etc.).

Emissions from this Emission Group are assigned to the major emitting process equipment. Emissions are calculated assuming 8760 hours of operation for most equipment. Emergency equipment emissions are based on 500 hours per year. Highest emitting products were chosen for each emission group, utilizing MON MACT standard batch requirements when appropriate. For tanks the highest throughput in the last three years was increased three times. This was the basis for the PTE. Emissions were calculated using ChemCAD, Essential EHS, Emission Master and/or other appropriate emission estimation models or calculation methodologies (USEPA's TANKS 4.0, WATER9, etc.). Methods take into account stack test results as appropriate.

Applicable Requirements ***T-1082***

List all applicable requirements for this emission unit. For each applicable requirement, include the underlying rule/regulation citation and/or construction permit with the condition number. (*Note: Title V permit condition numbers alone are not the underlying applicable requirements*). If an emission limit is calculated based on the type of source and design capacity or if a standard is based on a design parameter, this information should also be included.

Emission Limits - 4.1.1, 4.1.20, 4.1.21, 4.1.22, ; 45CSR13 Permit R13-2338 4.1.1, ; 45CSR34, ; 40CFR63 Subpart FFFF,

Opacity Limits - NA

Operational Limits - 4.1.4, 4.1.23, 4.1.24, 4.1.25, 4.1.26, ; 45CSR13 Permit R13-2338 4.1.4,; 45CSR34 , ; 40CFR63 Subpart FFFF,

X Permit Shield

For all applicable requirements listed above, provide monitoring/testing/recordkeeping/reporting which shall be used to demonstrate compliance. If the method is based on a permit or rule, include the condition number or citation. (Note: Each requirement listed above must have an associated method of demonstrating compliance. If there is not already a required method in place, then a method must be proposed.)

Emission Limits - 4.1.7, 4.5.1, 4.4.3, 4.4.4; 45CSR13 Permit R13-2338 4.1.7, 4.5.1, 4.4.4, 4.4.5;

Opacity Limits - NA;

Operational Limits - 4.5.5,4.5.3, 4.1.10, ; 45CSR13 Permit R13-2338 4.1.22,4.5.3, 4.5.5, ; 45CSR34,; 40CFR63 Subpart FFFF,

Are you in compliance with all applicable requirements for this emission unit? X Yes ___No

If no, complete the **Schedule of Compliance Form** as **ATTACHMENT F**.

ATTACHMENT E - Emission Unit Form

Emission Unit Description		*Emission Group 116*
Emission unit ID number: T-1097	**Emission unit name:** Tank	**List any control devices associated with this emission unit:** S-137

Provide a description of the emission unit (type, method of operation, design parameters, etc.):

Tank

Manufacturer: In House	**Model number:** NA	**Serial number:** NA
Construction date: 1976	**Installation date:**	**Modification date(s):**

Design Capacity (examples: furnaces - tons/hr, tanks - gallons):

<20,000

Maximum Hourly Throughput: See Potential Emissions estimation method	**Maximum Annual Throughput:**	**Maximum Operating Schedule:** 8760

Fuel Usage Data **(fill out all applicable fields)**

Does this emission unit combust fuel? ___ Yes ___X No	**If yes, is it?** ___ Indirect Fired ___ Direct Fired
Maximum design heat input and/or maximum horsepower rating:	**Type and Btu/hr rating of burners:**

List the primary fuel type(s) and if applicable, the secondary fuel type(s). For each fuel type listed, provide the maximum hourly and annual fuel usage for each.

Describe each fuel expected to be used during the term of the permit.

Fuel Type	Max. Sulfur Content	Max. Ash Content	BTU Value

Emissions Data ***T-1097***

Criteria Pollutants	Potential Emissions	
	PPH	TPY
Carbon Monoxide (CO)		
Nitrogen Oxides (NO_X)		
Lead (Pb)		
Particulate Matter ($PM_{2.5}$)		
Particulate Matter (PM_{10})		
Total Particulate Matter (TSP)		
Sulfur Dioxide (SO_2)		
Volatile Organic Compounds (VOC)		

Hazardous Air Pollutants	Potential Emissions	
	PPH	TPY

Regulated Pollutants other than Criteria and HAP	Potential Emissions	
	PPH	TPY

List the method(s) used to calculate the potential emissions (include dates of any stack tests conducted, versions of software used, source and dates of emission factors, etc.).

Emissions from this Emission Group are assigned to the major emitting process equipment. Emissions are calculated assuming 8760 hours of operation for most equipment. Emergency equipment emissions are based on 500 hours per year. Highest emitting products were chosen for each emission group, utilizing MON MACT standard batch requirements when appropriate. For tanks the highest throughput in the last three years was increased three times. This was the basis for the PTE. Emissions were calculated using ChemCAD, Essential EHS, Emission Master and/or other appropriate emission estimation models or calculation methodologies (USEPA's TANKS 4.0, WATER9, etc.). Methods take into account stack test results as appropriate.

Applicable Requirements ***T-1097***

List all applicable requirements for this emission unit. For each applicable requirement, include the underlying rule/regulation citation and/or construction permit with the condition number. (*Note: Title V permit condition numbers alone are not the underlying applicable requirements*). If an emission limit is calculated based on the type of source and design capacity or if a standard is based on a design parameter, this information should also be included.

Emission Limits - 4.1.1, 4.1.20, 4.1.21, 4.1.22, ; 45CSR13 Permit R13-2338 4.1.1, ; 45CSR34, ; 40CFR63 Subpart FFFF,

Opacity Limits - NA

Operational Limits - 4.1.4, 4.1.23, 4.1.24, 4.1.25, 4.1.26, ; 45CSR13 Permit R13-2338 4.1.4,; 45CSR34 , ; 40CFR63 Subpart FFFF,

X Permit Shield

For all applicable requirements listed above, provide monitoring/testing/recordkeeping/reporting which shall be used to demonstrate compliance. If the method is based on a permit or rule, include the condition number or citation. (Note: Each requirement listed above must have an associated method of demonstrating compliance. If there is not already a required method in place, then a method must be proposed.)

Emission Limits - 4.1.7, 4.5.1, 4.4.3, 4.4.4; 45CSR13 Permit R13-2338 4.1.7, 4.5.1, 4.4.4, 4.4.5;

Opacity Limits - NA;

Operational Limits - 4.5.5,4.5.3, 4.1.10, ; 45CSR13 Permit R13-2338 4.1.22,4.5.3, 4.5.5, ; 45CSR34,; 40CFR63 Subpart FFFF,

Are you in compliance with all applicable requirements for this emission unit? X Yes ___No

If no, complete the **Schedule of Compliance Form** as **ATTACHMENT F**.

ATTACHMENT E - Emission Unit Form

Emission Unit Description		*Emission Group 116*
Emission unit ID number: T-1098	**Emission unit name:** Tank	**List any control devices associated with this emission unit:** NONE

Provide a description of the emission unit (type, method of operation, design parameters, etc.):

Tank

Manufacturer: In House	**Model number:** NA	**Serial number:** NA
Construction date: 1976	**Installation date:**	**Modification date(s):**

Design Capacity (examples: furnaces - tons/hr, tanks - gallons):

<20,000

Maximum Hourly Throughput: See Potential Emissions estimation method	**Maximum Annual Throughput:**	**Maximum Operating Schedule:** 8760

Fuel Usage Data **(fill out all applicable fields)**

Does this emission unit combust fuel? ___ Yes ___X No	**If yes, is it?** ___ Indirect Fired ___ Direct Fired
Maximum design heat input and/or maximum horsepower rating:	**Type and Btu/hr rating of burners:**

List the primary fuel type(s) and if applicable, the secondary fuel type(s). For each fuel type listed, provide the maximum hourly and annual fuel usage for each.

Describe each fuel expected to be used during the term of the permit.

Fuel Type	Max. Sulfur Content	Max. Ash Content	BTU Value

Emissions Data	***T-1098***	
Criteria Pollutants	Potential Emissions	
	PPH	TPY
Carbon Monoxide (CO)		
Nitrogen Oxides (NO_X)		
Lead (Pb)		
Particulate Matter ($PM_{2.5}$)		
Particulate Matter (PM_{10})		
Total Particulate Matter (TSP)		
Sulfur Dioxide (SO_2)		
Volatile Organic Compounds (VOC)		
Hazardous Air Pollutants	Potential Emissions	
	PPH	TPY
Regulated Pollutants other than Criteria and HAP	Potential Emissions	
	PPH	TPY

List the method(s) used to calculate the potential emissions (include dates of any stack tests conducted, versions of software used, source and dates of emission factors, etc.).

Emissions from this Emission Group are assigned to the major emitting process equipment. Emissions are calculated assuming 8760 hours of operation for most equipment. Emergency equipment emissions are based on 500 hours per year. Highest emitting products were chosen for each emission group, utilizing MON MACT standard batch requirements when appropriate. For tanks the highest throughput in the last three years was increased three times. This was the basis for the PTE. Emissions were calculated using ChemCAD, Essential EHS, Emission Master and/or other appropriate emission estimation models or calculation methodologies (USEPA's TANKS 4.0, WATER9, etc.). Methods take into account stack test results as appropriate.

Applicable Requirements ***T-1098***

List all applicable requirements for this emission unit. For each applicable requirement, include the underlying rule/regulation citation and/or construction permit with the condition number. (*Note: Title V permit condition numbers alone are not the underlying applicable requirements*). If an emission limit is calculated based on the type of source and design capacity or if a standard is based on a design parameter, this information should also be included.

Emission Limits - 4.1.1, 4.1.20, 4.1.21, 4.1.22, ; 45CSR13 Permit R13-2338 4.1.1, ; 45CSR34, ; 40CFR63 Subpart FFFF,

Opacity Limits - NA

Operational Limits - 4.1.4, 4.1.23, 4.1.24, 4.1.25, 4.1.26, ; 45CSR13 Permit R13-2338 4.1.4,; 45CSR34 , ; 40CFR63 Subpart FFFF,

X Permit Shield

For all applicable requirements listed above, provide monitoring/testing/recordkeeping/reporting which shall be used to demonstrate compliance. If the method is based on a permit or rule, include the condition number or citation. (Note: Each requirement listed above must have an associated method of demonstrating compliance. If there is not already a required method in place, then a method must be proposed.)

Emission Limits - 4.1.7, 4.5.1, 4.4.3, 4.4.4; 45CSR13 Permit R13-2338 4.1.7, 4.5.1, 4.4.4, 4.4.5;

Opacity Limits - NA;

Operational Limits - 4.5.5,4.5.3, 4.1.10, ; 45CSR13 Permit R13-2338 4.1.22,4.5.3, 4.5.5, ; 45CSR34,; 40CFR63 Subpart FFFF,

Are you in compliance with all applicable requirements for this emission unit? X Yes ___No

If no, complete the **Schedule of Compliance Form** as **ATTACHMENT F**.

ATTACHMENT E - Emission Unit Form

Emission Unit Description		*Emission Group 116*
Emission unit ID number: T-1128	**Emission unit name:** Tank	**List any control devices associated with this emission unit:** S-137

Provide a description of the emission unit (type, method of operation, design parameters, etc.):

Tank

Manufacturer: In House	**Model number:** NA	**Serial number:** NA
Construction date: 1976	**Installation date:**	**Modification date(s):**

Design Capacity (examples: furnaces - tons/hr, tanks - gallons):

<20,000

Maximum Hourly Throughput: See Potential Emissions estimation method	**Maximum Annual Throughput:**	**Maximum Operating Schedule:** 8760

Fuel Usage Data **(fill out all applicable fields)**

Does this emission unit combust fuel? ___ Yes ___X No	**If yes, is it?** ___ Indirect Fired ___ Direct Fired
Maximum design heat input and/or maximum horsepower rating:	**Type and Btu/hr rating of burners:**

List the primary fuel type(s) and if applicable, the secondary fuel type(s). For each fuel type listed, provide the maximum hourly and annual fuel usage for each.

Describe each fuel expected to be used during the term of the permit.

Fuel Type	Max. Sulfur Content	Max. Ash Content	BTU Value

Emissions Data	***T-1128***	
Criteria Pollutants	Potential Emissions	
	PPH	TPY
Carbon Monoxide (CO)		
Nitrogen Oxides (NO_X)		
Lead (Pb)		
Particulate Matter ($PM_{2.5}$)		
Particulate Matter (PM_{10})		
Total Particulate Matter (TSP)		
Sulfur Dioxide (SO_2)		
Volatile Organic Compounds (VOC)		
Hazardous Air Pollutants	Potential Emissions	
	PPH	TPY
Regulated Pollutants other than Criteria and HAP	Potential Emissions	
	PPH	TPY

List the method(s) used to calculate the potential emissions (include dates of any stack tests conducted, versions of software used, source and dates of emission factors, etc.).

Emissions from this Emission Group are assigned to the major emitting process equipment. Emissions are calculated assuming 8760 hours of operation for most equipment. Emergency equipment emissions are based on 500 hours per year. Highest emitting products were chosen for each emission group, utilizing MON MACT standard batch requirements when appropriate. For tanks the highest throughput in the last three years was increased three times. This was the basis for the PTE. Emissions were calculated using ChemCAD, Essential EHS, Emission Master and/or other appropriate emission estimation models or calculation methodologies (USEPA's TANKS 4.0, WATER9, etc.). Methods take into account stack test results as appropriate.

Applicable Requirements ***T-1128***

List all applicable requirements for this emission unit. For each applicable requirement, include the underlying rule/regulation citation and/or construction permit with the condition number. (*Note: Title V permit condition numbers alone are not the underlying applicable requirements*). If an emission limit is calculated based on the type of source and design capacity or if a standard is based on a design parameter, this information should also be included.

Emission Limits - 4.1.1, 4.1.20, 4.1.21, 4.1.22, ; 45CSR13 Permit R13-2338 4.1.1, ; 45CSR34, ; 40CFR63 Subpart FFFF,

Opacity Limits - NA

Operational Limits - 4.1.4, 4.1.23, 4.1.24, 4.1.25, 4.1.26, ; 45CSR13 Permit R13-2338 4.1.4,; 45CSR34 , ; 40CFR63 Subpart FFFF,

X Permit Shield

For all applicable requirements listed above, provide monitoring/testing/recordkeeping/reporting which shall be used to demonstrate compliance. If the method is based on a permit or rule, include the condition number or citation. (Note: Each requirement listed above must have an associated method of demonstrating compliance. If there is not already a required method in place, then a method must be proposed.)

Emission Limits - 4.1.7, 4.5.1, 4.4.3, 4.4.4; 45CSR13 Permit R13-2338 4.1.7, 4.5.1, 4.4.4, 4.4.5;

Opacity Limits - NA;

Operational Limits - 4.5.5,4.5.3, 4.1.10, ; 45CSR13 Permit R13-2338 4.1.22,4.5.3, 4.5.5, ; 45CSR34,; 40CFR63 Subpart FFFF,

Are you in compliance with all applicable requirements for this emission unit? X Yes ___No

If no, complete the **Schedule of Compliance Form** as **ATTACHMENT F**.

ATTACHMENT E - Emission Unit Form

Emission Unit Description		*Emission Group 116*
Emission unit ID number: T-1147	**Emission unit name:** Tank	**List any control devices associated with this emission unit:** S-137

Provide a description of the emission unit (type, method of operation, design parameters, etc.):

Tank

Manufacturer:	**Model number:**	**Serial number:**
In House	NA	NA
Construction date: 1976	**Installation date:**	**Modification date(s):**

Design Capacity (examples: furnaces - tons/hr, tanks - gallons):

<20,000

Maximum Hourly Throughput:	**Maximum Annual Throughput:**	**Maximum Operating Schedule:**
See Potential Emissions estimation method		8760

Fuel Usage Data **(fill out all applicable fields)**

Does this emission unit combust fuel? ___ Yes ___X No	**If yes, is it?** ___ Indirect Fired ___ Direct Fired
Maximum design heat input and/or maximum horsepower rating:	**Type and Btu/hr rating of burners:**

List the primary fuel type(s) and if applicable, the secondary fuel type(s). For each fuel type listed, provide the maximum hourly and annual fuel usage for each.

Describe each fuel expected to be used during the term of the permit.

Fuel Type	Max. Sulfur Content	Max. Ash Content	BTU Value

Emissions Data	***T-1147***	
Criteria Pollutants	Potential Emissions	
	PPH	TPY
Carbon Monoxide (CO)		
Nitrogen Oxides (NO_X)		
Lead (Pb)		
Particulate Matter ($PM_{2.5}$)		
Particulate Matter (PM_{10})		
Total Particulate Matter (TSP)		
Sulfur Dioxide (SO_2)		
Volatile Organic Compounds (VOC)		
Hazardous Air Pollutants	Potential Emissions	
	PPH	TPY
Regulated Pollutants other than Criteria and HAP	Potential Emissions	
	PPH	TPY

List the method(s) used to calculate the potential emissions (include dates of any stack tests conducted, versions of software used, source and dates of emission factors, etc.).

Emissions from this Emission Group are assigned to the major emitting process equipment. Emissions are calculated assuming 8760 hours of operation for most equipment. Emergency equipment emissions are based on 500 hours per year. Highest emitting products were chosen for each emission group, utilizing MON MACT standard batch requirements when appropriate. For tanks the highest throughput in the last three years was increased three times. This was the basis for the PTE. Emissions were calculated using ChemCAD, Essential EHS, Emission Master and/or other appropriate emission estimation models or calculation methodologies (USEPA's TANKS 4.0, WATER9, etc.). Methods take into account stack test results as appropriate.

Applicable Requirements ***T-1147***

List all applicable requirements for this emission unit. For each applicable requirement, include the underlying rule/regulation citation and/or construction permit with the condition number. (*Note: Title V permit condition numbers alone are not the underlying applicable requirements*). If an emission limit is calculated based on the type of source and design capacity or if a standard is based on a design parameter, this information should also be included.

Emission Limits - 4.1.1, 4.1.20, 4.1.21, 4.1.22, ; 45CSR13 Permit R13-2338 4.1.1, ; 45CSR34, ; 40CFR63 Subpart FFFF,

Opacity Limits - NA

Operational Limits - 4.1.4, 4.1.23, 4.1.24, 4.1.25, 4.1.26, ; 45CSR13 Permit R13-2338 4.1.4,; 45CSR34 , ; 40CFR63 Subpart FFFF,

X Permit Shield

For all applicable requirements listed above, provide monitoring/testing/recordkeeping/reporting which shall be used to demonstrate compliance. If the method is based on a permit or rule, include the condition number or citation. (Note: Each requirement listed above must have an associated method of demonstrating compliance. If there is not already a required method in place, then a method must be proposed.)

Emission Limits - 4.1.7, 4.5.1, 4.4.3, 4.4.4; 45CSR13 Permit R13-2338 4.1.7, 4.5.1, 4.4.4, 4.4.5;

Opacity Limits - NA;

Operational Limits - 4.5.5,4.5.3, 4.1.10, ; 45CSR13 Permit R13-2338 4.1.22,4.5.3, 4.5.5, ; 45CSR34,; 40CFR63 Subpart FFFF,

Are you in compliance with all applicable requirements for this emission unit? X Yes ___No

If no, complete the **Schedule of Compliance Form** as **ATTACHMENT F**.

ATTACHMENT E - Emission Unit Form

Emission Unit Description		*Emission Group 116*
Emission unit ID number: T-1148	**Emission unit name:** Tank	**List any control devices associated with this emission unit:** S-137
Provide a description of the emission unit (type, method of operation, design parameters, etc.): Tank		
Manufacturer: In House	**Model number:** NA	**Serial number:** NA
Construction date: 1976	**Installation date:**	**Modification date(s):**
Design Capacity (examples: furnaces - tons/hr, tanks - gallons): <20,000		
Maximum Hourly Throughput: See Potential Emissions estimation method	**Maximum Annual Throughput:**	**Maximum Operating Schedule:** 8760
Fuel Usage Data **(fill out all applicable fields)**		
Does this emission unit combust fuel? ___ Yes ___X No		**If yes, is it?** ___ Indirect Fired ___ Direct Fired
Maximum design heat input and/or maximum horsepower rating:		**Type and Btu/hr rating of burners:**
List the primary fuel type(s) and if applicable, the secondary fuel type(s). For each fuel type listed, provide the maximum hourly and annual fuel usage for each.		

Describe each fuel expected to be used during the term of the permit.

Fuel Type	Max. Sulfur Content	Max. Ash Content	BTU Value

Emissions Data	***T-1148***	
Criteria Pollutants	Potential Emissions	
	PPH	TPY
Carbon Monoxide (CO)		
Nitrogen Oxides (NO_X)		
Lead (Pb)		
Particulate Matter ($PM_{2.5}$)		
Particulate Matter (PM_{10})		
Total Particulate Matter (TSP)		
Sulfur Dioxide (SO_2)		
Volatile Organic Compounds (VOC)		
Hazardous Air Pollutants	Potential Emissions	
	PPH	TPY
Regulated Pollutants other than Criteria and HAP	Potential Emissions	
	PPH	TPY

List the method(s) used to calculate the potential emissions (include dates of any stack tests conducted, versions of software used, source and dates of emission factors, etc.).

Emissions from this Emission Group are assigned to the major emitting process equipment. Emissions are calculated assuming 8760 hours of operation for most equipment. Emergency equipment emissions are based on 500 hours per year. Highest emitting products were chosen for each emission group, utilizing MON MACT standard batch requirements when appropriate. For tanks the highest throughput in the last three years was increased three times. This was the basis for the PTE. Emissions were calculated using ChemCAD, Essential EHS, Emission Master and/or other appropriate emission estimation models or calculation methodologies (USEPA's TANKS 4.0, WATER9, etc.). Methods take into account stack test results as appropriate.

Applicable Requirements ***T-1148***

List all applicable requirements for this emission unit. For each applicable requirement, include the underlying rule/regulation citation and/or construction permit with the condition number. (*Note: Title V permit condition numbers alone are not the underlying applicable requirements*). If an emission limit is calculated based on the type of source and design capacity or if a standard is based on a design parameter, this information should also be included.

Emission Limits - 4.1.1, 4.1.20, 4.1.21, 4.1.22, ; 45CSR13 Permit R13-2338 4.1.1, ; 45CSR34, ; 40CFR63 Subpart FFFF,

Opacity Limits - NA

Operational Limits - 4.1.4, 4.1.23, 4.1.24, 4.1.25, 4.1.26, ; 45CSR13 Permit R13-2338 4.1.4,; 45CSR34 , ; 40CFR63 Subpart FFFF,

X Permit Shield

For all applicable requirements listed above, provide monitoring/testing/recordkeeping/reporting which shall be used to demonstrate compliance. If the method is based on a permit or rule, include the condition number or citation. (Note: Each requirement listed above must have an associated method of demonstrating compliance. If there is not already a required method in place, then a method must be proposed.)

Emission Limits - 4.1.7, 4.5.1, 4.4.3, 4.4.4; 45CSR13 Permit R13-2338 4.1.7, 4.5.1, 4.4.4, 4.4.5;

Opacity Limits - NA;

Operational Limits - 4.5.5,4.5.3, 4.1.10, ; 45CSR13 Permit R13-2338 4.1.22,4.5.3, 4.5.5, ; 45CSR34,; 40CFR63 Subpart FFFF,

Are you in compliance with all applicable requirements for this emission unit? X Yes ___No

If no, complete the **Schedule of Compliance Form** as **ATTACHMENT F**.

ATTACHMENT E - Emission Unit Form

Emission Unit Description		*Emission Group 116*
Emission unit ID number: T-1151	**Emission unit name:** Tank	**List any control devices associated with this emission unit:** S-137

Provide a description of the emission unit (type, method of operation, design parameters, etc.):

Tank

Manufacturer:	**Model number:**	**Serial number:**
In House	NA	NA
Construction date: 1976	**Installation date:**	**Modification date(s):**

Design Capacity (examples: furnaces - tons/hr, tanks - gallons):

<20,000

Maximum Hourly Throughput:	**Maximum Annual Throughput:**	**Maximum Operating Schedule:**
See Potential Emissions estimation method		8760

Fuel Usage Data **(fill out all applicable fields)**

Does this emission unit combust fuel? ___ Yes ___X No	**If yes, is it?** ___ Indirect Fired ___ Direct Fired
Maximum design heat input and/or maximum horsepower rating:	**Type and Btu/hr rating of burners:**

List the primary fuel type(s) and if applicable, the secondary fuel type(s). For each fuel type listed, provide the maximum hourly and annual fuel usage for each.

Describe each fuel expected to be used during the term of the permit.

Fuel Type	Max. Sulfur Content	Max. Ash Content	BTU Value

Emissions Data	***T-1151***	
Criteria Pollutants	Potential Emissions	
	PPH	TPY
Carbon Monoxide (CO)		
Nitrogen Oxides (NO_X)		
Lead (Pb)		
Particulate Matter ($PM_{2.5}$)		
Particulate Matter (PM_{10})		
Total Particulate Matter (TSP)		
Sulfur Dioxide (SO_2)		
Volatile Organic Compounds (VOC)		
Hazardous Air Pollutants	Potential Emissions	
	PPH	TPY
Regulated Pollutants other than Criteria and HAP	Potential Emissions	
	PPH	TPY

List the method(s) used to calculate the potential emissions (include dates of any stack tests conducted, versions of software used, source and dates of emission factors, etc.).

Emissions from this Emission Group are assigned to the major emitting process equipment. Emissions are calculated assuming 8760 hours of operation for most equipment. Emergency equipment emissions are based on 500 hours per year. Highest emitting products were chosen for each emission group, utilizing MON MACT standard batch requirements when appropriate. For tanks the highest throughput in the last three years was increased three times. This was the basis for the PTE. Emissions were calculated using ChemCAD, Essential EHS, Emission Master and/or other appropriate emission estimation models or calculation methodologies (USEPA's TANKS 4.0, WATER9, etc.). Methods take into account stack test results as appropriate.

Applicable Requirements ***T-1151***

List all applicable requirements for this emission unit. For each applicable requirement, include the underlying rule/regulation citation and/or construction permit with the condition number. (*Note: Title V permit condition numbers alone are not the underlying applicable requirements*). If an emission limit is calculated based on the type of source and design capacity or if a standard is based on a design parameter, this information should also be included.

Emission Limits - 4.1.1, 4.1.20, 4.1.21, 4.1.22, ; 45CSR13 Permit R13-2338 4.1.1, ; 45CSR34, ; 40CFR63 Subpart FFFF,

Opacity Limits - NA

Operational Limits - 4.1.4, 4.1.23, 4.1.24, 4.1.25, 4.1.26, ; 45CSR13 Permit R13-2338 4.1.4,; 45CSR34 , ; 40CFR63 Subpart FFFF,

X Permit Shield

For all applicable requirements listed above, provide monitoring/testing/recordkeeping/reporting which shall be used to demonstrate compliance. If the method is based on a permit or rule, include the condition number or citation. (Note: Each requirement listed above must have an associated method of demonstrating compliance. If there is not already a required method in place, then a method must be proposed.)

Emission Limits - 4.1.7, 4.5.1, 4.4.3, 4.4.4; 45CSR13 Permit R13-2338 4.1.7, 4.5.1, 4.4.4, 4.4.5;

Opacity Limits - NA;

Operational Limits - 4.5.5,4.5.3, 4.1.10, ; 45CSR13 Permit R13-2338 4.1.22,4.5.3, 4.5.5, ; 45CSR34,; 40CFR63 Subpart FFFF,

Are you in compliance with all applicable requirements for this emission unit? X Yes ___No

If no, complete the **Schedule of Compliance Form** as **ATTACHMENT F**.

ATTACHMENT E - Emission Unit Form

Emission Unit Description		*Emission Group 116*
Emission unit ID number: T-1251	**Emission unit name:** Tank	**List any control devices associated with this emission unit:** NONE

Provide a description of the emission unit (type, method of operation, design parameters, etc.):

Tank

Manufacturer:	**Model number:**	**Serial number:**
In House	NA	NA
Construction date: 1978	**Installation date:**	**Modification date(s):**

Design Capacity (examples: furnaces - tons/hr, tanks - gallons):

<20,000

Maximum Hourly Throughput:	**Maximum Annual Throughput:**	**Maximum Operating Schedule:**
See Potential Emissions estimation method		8760

Fuel Usage Data **(fill out all applicable fields)**

Does this emission unit combust fuel? ___ Yes ___X No	**If yes, is it?** ___ Indirect Fired ___ Direct Fired
Maximum design heat input and/or maximum horsepower rating:	**Type and Btu/hr rating of burners:**

List the primary fuel type(s) and if applicable, the secondary fuel type(s). For each fuel type listed, provide the maximum hourly and annual fuel usage for each.

Describe each fuel expected to be used during the term of the permit.

Fuel Type	Max. Sulfur Content	Max. Ash Content	BTU Value

Emissions Data	***T-1251***	
Criteria Pollutants	Potential Emissions	
	PPH	TPY
Carbon Monoxide (CO)		
Nitrogen Oxides (NO_X)		
Lead (Pb)		
Particulate Matter ($PM_{2.5}$)		
Particulate Matter (PM_{10})		
Total Particulate Matter (TSP)		
Sulfur Dioxide (SO_2)		
Volatile Organic Compounds (VOC)		
Hazardous Air Pollutants	Potential Emissions	
	PPH	TPY
Regulated Pollutants other than Criteria and HAP	Potential Emissions	
	PPH	TPY

List the method(s) used to calculate the potential emissions (include dates of any stack tests conducted, versions of software used, source and dates of emission factors, etc.).

Emissions from this Emission Group are assigned to the major emitting process equipment. Emissions are calculated assuming 8760 hours of operation for most equipment. Emergency equipment emissions are based on 500 hours per year. Highest emitting products were chosen for each emission group, utilizing MON MACT standard batch requirements when appropriate. For tanks the highest throughput in the last three years was increased three times. This was the basis for the PTE. Emissions were calculated using ChemCAD, Essential EHS, Emission Master and/or other appropriate emission estimation models or calculation methodologies (USEPA's TANKS 4.0, WATER9, etc.). Methods take into account stack test results as appropriate.

Applicable Requirements ***T-1251***

List all applicable requirements for this emission unit. For each applicable requirement, include the underlying rule/regulation citation and/or construction permit with the condition number. (*Note: Title V permit condition numbers alone are not the underlying applicable requirements*). If an emission limit is calculated based on the type of source and design capacity or if a standard is based on a design parameter, this information should also be included.

Emission Limits - 4.1.1, 4.1.20, 4.1.21, 4.1.22, ; 45CSR13 Permit R13-2338 4.1.1, ; 45CSR34, ; 40CFR63 Subpart FFFF,

Opacity Limits - NA

Operational Limits - 4.1.4, 4.1.23, 4.1.24, 4.1.25, 4.1.26, ; 45CSR13 Permit R13-2338 4.1.4,; 45CSR34 , ; 40CFR63 Subpart FFFF,

X Permit Shield

For all applicable requirements listed above, provide monitoring/testing/recordkeeping/reporting which shall be used to demonstrate compliance. If the method is based on a permit or rule, include the condition number or citation. (Note: Each requirement listed above must have an associated method of demonstrating compliance. If there is not already a required method in place, then a method must be proposed.)

Emission Limits - 4.1.7, 4.5.1, 4.4.3, 4.4.4; 45CSR13 Permit R13-2338 4.1.7, 4.5.1, 4.4.4, 4.4.5;

Opacity Limits - NA;

Operational Limits - 4.5.5,4.5.3, 4.1.10, ; 45CSR13 Permit R13-2338 4.1.22,4.5.3, 4.5.5, ; 45CSR34,; 40CFR63 Subpart FFFF,

Are you in compliance with all applicable requirements for this emission unit? X Yes ___No

If no, complete the **Schedule of Compliance Form** as **ATTACHMENT F**.

ATTACHMENT E - Emission Unit Form

Emission Unit Description		*Emission Group 116*
Emission unit ID number: T-1998	**Emission unit name:** Tank	**List any control devices associated with this emission unit:** S-137

Provide a description of the emission unit (type, method of operation, design parameters, etc.):

Tank

Manufacturer: In House	**Model number:** NA	**Serial number:** NA
Construction date: 2000	**Installation date:**	**Modification date(s):**

Design Capacity (examples: furnaces - tons/hr, tanks - gallons):

<20,000

Maximum Hourly Throughput: See Potential Emissions estimation method	**Maximum Annual Throughput:**	**Maximum Operating Schedule:** 8760

Fuel Usage Data **(fill out all applicable fields)**

Does this emission unit combust fuel? ___ Yes ___X No	**If yes, is it?** ___ Indirect Fired ___ Direct Fired
Maximum design heat input and/or maximum horsepower rating:	**Type and Btu/hr rating of burners:**

List the primary fuel type(s) and if applicable, the secondary fuel type(s). For each fuel type listed, provide the maximum hourly and annual fuel usage for each.

Describe each fuel expected to be used during the term of the permit.

Fuel Type	Max. Sulfur Content	Max. Ash Content	BTU Value

Emissions Data	***T-1998***	
Criteria Pollutants	Potential Emissions	
	PPH	TPY
Carbon Monoxide (CO)		
Nitrogen Oxides (NO_X)		
Lead (Pb)		
Particulate Matter ($PM_{2.5}$)		
Particulate Matter (PM_{10})		
Total Particulate Matter (TSP)		
Sulfur Dioxide (SO_2)		
Volatile Organic Compounds (VOC)		
Hazardous Air Pollutants	Potential Emissions	
	PPH	TPY
Regulated Pollutants other than Criteria and HAP	Potential Emissions	
	PPH	TPY

List the method(s) used to calculate the potential emissions (include dates of any stack tests conducted, versions of software used, source and dates of emission factors, etc.).

Emissions from this Emission Group are assigned to the major emitting process equipment. Emissions are calculated assuming 8760 hours of operation for most equipment. Emergency equipment emissions are based on 500 hours per year. Highest emitting products were chosen for each emission group, utilizing MON MACT standard batch requirements when appropriate. For tanks the highest throughput in the last three years was increased three times. This was the basis for the PTE. Emissions were calculated using ChemCAD, Essential EHS, Emission Master and/or other appropriate emission estimation models or calculation methodologies (USEPA's TANKS 4.0, WATER9, etc.). Methods take into account stack test results as appropriate.

Applicable Requirements ***T-1998***

List all applicable requirements for this emission unit. For each applicable requirement, include the underlying rule/regulation citation and/or construction permit with the condition number. (*Note: Title V permit condition numbers alone are not the underlying applicable requirements*). If an emission limit is calculated based on the type of source and design capacity or if a standard is based on a design parameter, this information should also be included.

Emission Limits - 4.1.1, 4.1.20, 4.1.21, 4.1.22, ; 45CSR13 Permit R13-2338 4.1.1, ; 45CSR34, ; 40CFR63 Subpart FFFF,

Opacity Limits - NA

Operational Limits - 4.1.4, 4.1.23, 4.1.24, 4.1.25, 4.1.26, ; 45CSR13 Permit R13-2338 4.1.4,; 45CSR34 , ; 40CFR63 Subpart FFFF,

X Permit Shield

For all applicable requirements listed above, provide monitoring/testing/recordkeeping/reporting which shall be used to demonstrate compliance. If the method is based on a permit or rule, include the condition number or citation. (Note: Each requirement listed above must have an associated method of demonstrating compliance. If there is not already a required method in place, then a method must be proposed.)

Emission Limits - 4.1.7, 4.5.1, 4.4.3, 4.4.4; 45CSR13 Permit R13-2338 4.1.7, 4.5.1, 4.4.4, 4.4.5;

Opacity Limits - NA;

Operational Limits - 4.5.5,4.5.3, 4.1.10, ; 45CSR13 Permit R13-2338 4.1.22,4.5.3, 4.5.5, ; 45CSR34,; 40CFR63 Subpart FFFF,

Are you in compliance with all applicable requirements for this emission unit? X Yes ___No

If no, complete the **Schedule of Compliance Form** as **ATTACHMENT F**.

ATTACHMENT E - Emission Unit Form

Emission Unit Description		*Emission Group 116*
Emission unit ID number: T-2000	**Emission unit name:** Tank	**List any control devices associated with this emission unit:** S-137
Provide a description of the emission unit (type, method of operation, design parameters, etc.): Tank		
Manufacturer: In House	**Model number:** NA	**Serial number:** NA
Construction date: 2000	**Installation date:**	**Modification date(s):**
Design Capacity (examples: furnaces - tons/hr, tanks - gallons): <20,000		
Maximum Hourly Throughput: See Potential Emissions estimation method	**Maximum Annual Throughput:**	**Maximum Operating Schedule:** 8760
Fuel Usage Data **(fill out all applicable fields)**		
Does this emission unit combust fuel? ___ Yes ___X No		**If yes, is it?** ___ Indirect Fired ___ Direct Fired
Maximum design heat input and/or maximum horsepower rating:		**Type and Btu/hr rating of burners:**
List the primary fuel type(s) and if applicable, the secondary fuel type(s). For each fuel type listed, provide the maximum hourly and annual fuel usage for each.		

Describe each fuel expected to be used during the term of the permit.

Fuel Type	Max. Sulfur Content	Max. Ash Content	BTU Value

Emissions Data	***T-2000***	
Criteria Pollutants	Potential Emissions	
	PPH	TPY
Carbon Monoxide (CO)		
Nitrogen Oxides (NO_X)		
Lead (Pb)		
Particulate Matter ($PM_{2.5}$)		
Particulate Matter (PM_{10})		
Total Particulate Matter (TSP)		
Sulfur Dioxide (SO_2)		
Volatile Organic Compounds (VOC)		
Hazardous Air Pollutants	Potential Emissions	
	PPH	TPY
Regulated Pollutants other than Criteria and HAP	Potential Emissions	
	PPH	TPY

List the method(s) used to calculate the potential emissions (include dates of any stack tests conducted, versions of software used, source and dates of emission factors, etc.).

Emissions from this Emission Group are assigned to the major emitting process equipment. Emissions are calculated assuming 8760 hours of operation for most equipment. Emergency equipment emissions are based on 500 hours per year. Highest emitting products were chosen for each emission group, utilizing MON MACT standard batch requirements when appropriate. For tanks the highest throughput in the last three years was increased three times. This was the basis for the PTE. Emissions were calculated using ChemCAD, Essential EHS, Emission Master and/or other appropriate emission estimation models or calculation methodologies (USEPA's TANKS 4.0, WATER9, etc.). Methods take into account stack test results as appropriate.

Applicable Requirements ***T-2000***

List all applicable requirements for this emission unit. For each applicable requirement, include the underlying rule/regulation citation and/or construction permit with the condition number. (*Note: Title V permit condition numbers alone are not the underlying applicable requirements*). If an emission limit is calculated based on the type of source and design capacity or if a standard is based on a design parameter, this information should also be included.

Emission Limits - 4.1.1, 4.1.20, 4.1.21, 4.1.22, ; 45CSR13 Permit R13-2338 4.1.1, ; 45CSR34, ; 40CFR63 Subpart FFFF,

Opacity Limits - NA

Operational Limits - 4.1.4, 4.1.23, 4.1.24, 4.1.25, 4.1.26, ; 45CSR13 Permit R13-2338 4.1.4,; 45CSR34 , ; 40CFR63 Subpart FFFF,

X Permit Shield

For all applicable requirements listed above, provide monitoring/testing/recordkeeping/reporting which shall be used to demonstrate compliance. If the method is based on a permit or rule, include the condition number or citation. (Note: Each requirement listed above must have an associated method of demonstrating compliance. If there is not already a required method in place, then a method must be proposed.)

Emission Limits - 4.1.7, 4.5.1, 4.4.3, 4.4.4; 45CSR13 Permit R13-2338 4.1.7, 4.5.1, 4.4.4, 4.4.5;

Opacity Limits - NA;

Operational Limits - 4.5.5,4.5.3, 4.1.10, ; 45CSR13 Permit R13-2338 4.1.22,4.5.3, 4.5.5, ; 45CSR34,; 40CFR63 Subpart FFFF,

Are you in compliance with all applicable requirements for this emission unit? X Yes ___No

If no, complete the **Schedule of Compliance Form** as **ATTACHMENT F**.

ATTACHMENT E - Emission Unit Form

Emission Unit Description		*Emission Group 116*
Emission unit ID number: T-2001	**Emission unit name:** Tank	**List any control devices associated with this emission unit:** S-137
Provide a description of the emission unit (type, method of operation, design parameters, etc.): Tank		
Manufacturer: In House	**Model number:** NA	**Serial number:** NA
Construction date: 2000	**Installation date:**	**Modification date(s):**
Design Capacity (examples: furnaces - tons/hr, tanks - gallons): <20,000		
Maximum Hourly Throughput: See Potential Emissions estimation method	**Maximum Annual Throughput:**	**Maximum Operating Schedule:** 8760
Fuel Usage Data **(fill out all applicable fields)**		
Does this emission unit combust fuel? ___ Yes ___X No		**If yes, is it?** ___ Indirect Fired ___ Direct Fired
Maximum design heat input and/or maximum horsepower rating:		**Type and Btu/hr rating of burners:**
List the primary fuel type(s) and if applicable, the secondary fuel type(s). For each fuel type listed, provide the maximum hourly and annual fuel usage for each.		

Describe each fuel expected to be used during the term of the permit.

Fuel Type	Max. Sulfur Content	Max. Ash Content	BTU Value

Emissions Data	***T-2001***	
Criteria Pollutants	Potential Emissions	
	PPH	TPY
Carbon Monoxide (CO)		
Nitrogen Oxides (NO_X)		
Lead (Pb)		
Particulate Matter ($PM_{2.5}$)		
Particulate Matter (PM_{10})		
Total Particulate Matter (TSP)		
Sulfur Dioxide (SO_2)		
Volatile Organic Compounds (VOC)		
Hazardous Air Pollutants	Potential Emissions	
	PPH	TPY
Regulated Pollutants other than Criteria and HAP	Potential Emissions	
	PPH	TPY

List the method(s) used to calculate the potential emissions (include dates of any stack tests conducted, versions of software used, source and dates of emission factors, etc.).

Emissions from this Emission Group are assigned to the major emitting process equipment. Emissions are calculated assuming 8760 hours of operation for most equipment. Emergency equipment emissions are based on 500 hours per year. Highest emitting products were chosen for each emission group, utilizing MON MACT standard batch requirements when appropriate. For tanks the highest throughput in the last three years was increased three times. This was the basis for the PTE. Emissions were calculated using ChemCAD, Essential EHS, Emission Master and/or other appropriate emission estimation models or calculation methodologies (USEPA's TANKS 4.0, WATER9, etc.). Methods take into account stack test results as appropriate.

Applicable Requirements ***T-2001***

List all applicable requirements for this emission unit. For each applicable requirement, include the underlying rule/regulation citation and/or construction permit with the condition number. (*Note: Title V permit condition numbers alone are not the underlying applicable requirements*). If an emission limit is calculated based on the type of source and design capacity or if a standard is based on a design parameter, this information should also be included.

Emission Limits - 4.1.1, 4.1.20, 4.1.21, 4.1.22, ; 45CSR13 Permit R13-2338 4.1.1, ; 45CSR34, ; 40CFR63 Subpart FFFF,

Opacity Limits - NA

Operational Limits - 4.1.4, 4.1.23, 4.1.24, 4.1.25, 4.1.26, ; 45CSR13 Permit R13-2338 4.1.4,; 45CSR34 , ; 40CFR63 Subpart FFFF,

X Permit Shield

For all applicable requirements listed above, provide monitoring/testing/recordkeeping/reporting which shall be used to demonstrate compliance. If the method is based on a permit or rule, include the condition number or citation. (Note: Each requirement listed above must have an associated method of demonstrating compliance. If there is not already a required method in place, then a method must be proposed.)

Emission Limits - 4.1.7, 4.5.1, 4.4.3, 4.4.4; 45CSR13 Permit R13-2338 4.1.7, 4.5.1, 4.4.4, 4.4.5;

Opacity Limits - NA;

Operational Limits - 4.5.5,4.5.3, 4.1.10, ; 45CSR13 Permit R13-2338 4.1.22,4.5.3, 4.5.5, ; 45CSR34,; 40CFR63 Subpart FFFF,

Are you in compliance with all applicable requirements for this emission unit? X Yes ___No

If no, complete the **Schedule of Compliance Form** as **ATTACHMENT F**.

ATTACHMENT E - Emission Unit Form

Emission Unit Description		*Emission Group 120*
Emission unit ID number: H-1228	**Emission unit name:** Cold Trap Condenser	**List any control devices associated with this emission unit:** S-174, S-196, or S-197

Provide a description of the emission unit (type, method of operation, design parameters, etc.):

Cold Trap Condenser

Manufacturer:	**Model number:**	**Serial number:**
In House	NA	NA
Construction date:	**Installation date:**	**Modification date(s):**

Design Capacity (examples: furnaces - tons/hr, tanks - gallons):

Maximum Hourly Throughput:	**Maximum Annual Throughput:**	**Maximum Operating Schedule:**
See Potential Emissions estimation method		8760

Fuel Usage Data **(fill out all applicable fields)**

Does this emission unit combust fuel? ___ Yes ___X No	**If yes, is it?** ___ Indirect Fired ___ Direct Fired
Maximum design heat input and/or maximum horsepower rating:	**Type and Btu/hr rating of burners:**

List the primary fuel type(s) and if applicable, the secondary fuel type(s). For each fuel type listed, provide the maximum hourly and annual fuel usage for each.

Describe each fuel expected to be used during the term of the permit.

Fuel Type	Max. Sulfur Content	Max. Ash Content	BTU Value

Emissions Data ***H-1228***

Criteria Pollutants	Potential Emissions	
	PPH	TPY
Carbon Monoxide (CO)		
Nitrogen Oxides (NO_X)		
Lead (Pb)		
Particulate Matter ($PM_{2.5}$)		
Particulate Matter (PM_{10})		
Total Particulate Matter (TSP)		
Sulfur Dioxide (SO_2)		
Volatile Organic Compounds (VOC)		

Hazardous Air Pollutants	Potential Emissions	
	PPH	TPY

Regulated Pollutants other than Criteria and HAP	Potential Emissions	
	PPH	TPY

List the method(s) used to calculate the potential emissions (include dates of any stack tests conducted, versions of software used, source and dates of emission factors, etc.).

Emissions from this Emission Group are assigned to the major emitting process equipment. Emissions are calculated assuming 8760 hours of operation for most equipment. Emergency equipment emissions are based on 500 hours per year. Highest emitting products were chosen for each emission group, utilizing MON MACT standard batch requirements when appropriate. For tanks the highest throughput in the last three years was increased three times. This was the basis for the PTE. Emissions were calculated using ChemCAD, Essential EHS, Emission Master and/or other appropriate emission estimation models or calculation methodologies (USEPA's TANKS 4.0, WATER9, etc.). Methods take into account stack test results as appropriate.

Applicable Requirements ***H-1228***

List all applicable requirements for this emission unit. For each applicable requirement, include the underlying rule/regulation citation and/or construction permit with the condition number. (*Note: Title V permit condition numbers alone are not the underlying applicable requirements*). If an emission limit is calculated based on the type of source and design capacity or if a standard is based on a design parameter, this information should also be included.

Emission Limits - 4.1.1, 4.1.20, 4.1.21, 4.1.22, ; 45CSR13 Permit R13-2338 4.1.1, ; 45CSR34, ; 40CFR63 Subpart FFFF,

Opacity Limits - NA

Operational Limits - 4.1.4, 4.1.23, 4.1.24, 4.1.25, 4.1.26, ; 45CSR13 Permit R13-2338 4.1.4,; 45CSR34 , ; 40CFR63 Subpart FFFF,

X Permit Shield

For all applicable requirements listed above, provide monitoring/testing/recordkeeping/reporting which shall be used to demonstrate compliance. If the method is based on a permit or rule, include the condition number or citation. (Note: Each requirement listed above must have an associated method of demonstrating compliance. If there is not already a required method in place, then a method must be proposed.)

Emission Limits - 4.1.7, 4.5.1, 4.4.3, 4.4.4; 45CSR13 Permit R13-2338 4.1.7, 4.5.1, 4.4.4, 4.4.5;

Opacity Limits - NA;

Operational Limits - 4.5.5,4.5.3, 4.1.10, ; 45CSR13 Permit R13-2338 4.1.22,4.5.3, 4.5.5, ; 45CSR34,; 40CFR63 Subpart FFFF,

Are you in compliance with all applicable requirements for this emission unit? X Yes ___No

If no, complete the **Schedule of Compliance Form** as **ATTACHMENT F**.

ATTACHMENT E - Emission Unit Form

Emission Unit Description		*Emission Group 120*
Emission unit ID number: H-1229	**Emission unit name:** Cold Trap Condenser	**List any control devices associated with this emission unit:** S-174, S-196, or S-197

Provide a description of the emission unit (type, method of operation, design parameters, etc.):

Cold Trap Condenser

Manufacturer:	**Model number:**	**Serial number:**
In House	NA	NA
Construction date:	**Installation date:**	**Modification date(s):**

Design Capacity (examples: furnaces - tons/hr, tanks - gallons):

Maximum Hourly Throughput:	**Maximum Annual Throughput:**	**Maximum Operating Schedule:**
See Potential Emissions estimation method		8760

Fuel Usage Data **(fill out all applicable fields)**

Does this emission unit combust fuel? ___ Yes ___X No	**If yes, is it?** ___ Indirect Fired ___ Direct Fired
Maximum design heat input and/or maximum horsepower rating:	**Type and Btu/hr rating of burners:**

List the primary fuel type(s) and if applicable, the secondary fuel type(s). For each fuel type listed, provide the maximum hourly and annual fuel usage for each.

Describe each fuel expected to be used during the term of the permit.

Fuel Type	Max. Sulfur Content	Max. Ash Content	BTU Value

Emissions Data ***H-1229***

Criteria Pollutants	Potential Emissions	
	PPH	TPY
Carbon Monoxide (CO)		
Nitrogen Oxides (NO_X)		
Lead (Pb)		
Particulate Matter ($PM_{2.5}$)		
Particulate Matter (PM_{10})		
Total Particulate Matter (TSP)		
Sulfur Dioxide (SO_2)		
Volatile Organic Compounds (VOC)		

Hazardous Air Pollutants	Potential Emissions	
	PPH	TPY

Regulated Pollutants other than Criteria and HAP	Potential Emissions	
	PPH	TPY

List the method(s) used to calculate the potential emissions (include dates of any stack tests conducted, versions of software used, source and dates of emission factors, etc.).

Emissions from this Emission Group are assigned to the major emitting process equipment. Emissions are calculated assuming 8760 hours of operation for most equipment. Emergency equipment emissions are based on 500 hours per year. Highest emitting products were chosen for each emission group, utilizing MON MACT standard batch requirements when appropriate. For tanks the highest throughput in the last three years was increased three times. This was the basis for the PTE. Emissions were calculated using ChemCAD, Essential EHS, Emission Master and/or other appropriate emission estimation models or calculation methodologies (USEPA's TANKS 4.0, WATER9, etc.). Methods take into account stack test results as appropriate.

Applicable Requirements ***H-1229***

List all applicable requirements for this emission unit. For each applicable requirement, include the underlying rule/regulation citation and/or construction permit with the condition number. (*Note: Title V permit condition numbers alone are not the underlying applicable requirements*). If an emission limit is calculated based on the type of source and design capacity or if a standard is based on a design parameter, this information should also be included.

Emission Limits - 4.1.1, 4.1.20, 4.1.21, 4.1.22, ; 45CSR13 Permit R13-2338 4.1.1, ; 45CSR34, ; 40CFR63 Subpart FFFF,

Opacity Limits - NA

Operational Limits - 4.1.4, 4.1.23, 4.1.24, 4.1.25, 4.1.26, ; 45CSR13 Permit R13-2338 4.1.4,; 45CSR34 , ; 40CFR63 Subpart FFFF,

X Permit Shield

For all applicable requirements listed above, provide monitoring/testing/recordkeeping/reporting which shall be used to demonstrate compliance. If the method is based on a permit or rule, include the condition number or citation. (Note: Each requirement listed above must have an associated method of demonstrating compliance. If there is not already a required method in place, then a method must be proposed.)

Emission Limits - 4.1.7, 4.5.1, 4.4.3, 4.4.4; 45CSR13 Permit R13-2338 4.1.7, 4.5.1, 4.4.4, 4.4.5;

Opacity Limits - NA;

Operational Limits - 4.5.5,4.5.3, 4.1.10, ; 45CSR13 Permit R13-2338 4.1.22,4.5.3, 4.5.5, ; 45CSR34,; 40CFR63 Subpart FFFF,

Are you in compliance with all applicable requirements for this emission unit? X Yes ___No

If no, complete the **Schedule of Compliance Form** as **ATTACHMENT F**.

ATTACHMENT E - Emission Unit Form

Emission Unit Description		*Emission Group 120*
Emission unit ID number: S-19	**Emission unit name:** Distillation Column	**List any control devices associated with this emission unit:** S-174, S-196, or S-197

Provide a description of the emission unit (type, method of operation, design parameters, etc.):

Distillation Column

Manufacturer:	**Model number:**	**Serial number:**
In House	NA	NA
Construction date:	**Installation date:**	**Modification date(s):**

Design Capacity (examples: furnaces - tons/hr, tanks - gallons):

Maximum Hourly Throughput:	**Maximum Annual Throughput:**	**Maximum Operating Schedule:**
See Potential Emissions estimation method		8760

Fuel Usage Data **(fill out all applicable fields)**

Does this emission unit combust fuel? ___ Yes ___X No	**If yes, is it?** ___ Indirect Fired ___ Direct Fired
Maximum design heat input and/or maximum horsepower rating:	**Type and Btu/hr rating of burners:**

List the primary fuel type(s) and if applicable, the secondary fuel type(s). For each fuel type listed, provide the maximum hourly and annual fuel usage for each.

Describe each fuel expected to be used during the term of the permit.

Fuel Type	Max. Sulfur Content	Max. Ash Content	BTU Value

Emissions Data ***S-19***

Criteria Pollutants	Potential Emissions	
	PPH	TPY
Carbon Monoxide (CO)		
Nitrogen Oxides (NO_X)		
Lead (Pb)		
Particulate Matter ($PM_{2.5}$)		
Particulate Matter (PM_{10})		
Total Particulate Matter (TSP)		
Sulfur Dioxide (SO_2)		
Volatile Organic Compounds (VOC)	0.18	0.80

Hazardous Air Pollutants	Potential Emissions	
	PPH	TPY

Regulated Pollutants other than Criteria and HAP	Potential Emissions	
	PPH	TPY

List the method(s) used to calculate the potential emissions (include dates of any stack tests conducted, versions of software used, source and dates of emission factors, etc.).

Emissions from this Emission Group are assigned to the major emitting process equipment. Emissions are calculated assuming 8760 hours of operation for most equipment. Emergency equipment emissions are based on 500 hours per year. Highest emitting products were chosen for each emission group, utilizing MON MACT standard batch requirements when appropriate. For tanks the highest throughput in the last three years was increased three times. This was the basis for the PTE. Emissions were calculated using ChemCAD, Essential EHS, Emission Master and/or other appropriate emission estimation models or calculation methodologies (USEPA's TANKS 4.0, WATER9, etc.). Methods take into account stack test results as appropriate.

Applicable Requirements ***S-19***

List all applicable requirements for this emission unit. For each applicable requirement, include the underlying rule/regulation citation and/or construction permit with the condition number. (*Note: Title V permit condition numbers alone are not the underlying applicable requirements*). If an emission limit is calculated based on the type of source and design capacity or if a standard is based on a design parameter, this information should also be included.

Emission Limits - 4.1.1, 4.1.20, 4.1.21, 4.1.22, ; 45CSR13 Permit R13-2338 4.1.1, ; 45CSR34, ; 40CFR63 Subpart FFFF,

Opacity Limits - NA

Operational Limits - 4.1.4, 4.1.23, 4.1.24, 4.1.25, 4.1.26, ; 45CSR13 Permit R13-2338 4.1.4,; 45CSR34 , ; 40CFR63 Subpart FFFF,

X Permit Shield

For all applicable requirements listed above, provide monitoring/testing/recordkeeping/reporting which shall be used to demonstrate compliance. If the method is based on a permit or rule, include the condition number or citation. (Note: Each requirement listed above must have an associated method of demonstrating compliance. If there is not already a required method in place, then a method must be proposed.)

Emission Limits - 4.1.7, 4.5.1, 4.4.3, 4.4.4; 45CSR13 Permit R13-2338 4.1.7, 4.5.1, 4.4.4, 4.4.5;

Opacity Limits - NA;

Operational Limits - 4.5.5,4.5.3, 4.1.10, ; 45CSR13 Permit R13-2338 4.1.22,4.5.3, 4.5.5, ; 45CSR34,; 40CFR63 Subpart FFFF,

Are you in compliance with all applicable requirements for this emission unit? X Yes ___No

If no, complete the **Schedule of Compliance Form** as **ATTACHMENT F**.

ATTACHMENT E - Emission Unit Form

Emission Unit Description		*Emission Group 120*
Emission unit ID number: S-21	**Emission unit name:** Distillation Column	**List any control devices associated with this emission unit:** S-174, S-196, or S-197

Provide a description of the emission unit (type, method of operation, design parameters, etc.):

Distillation Column

Manufacturer:	**Model number:**	**Serial number:**
In House	NA	NA
Construction date:	**Installation date:**	**Modification date(s):**

Design Capacity (examples: furnaces - tons/hr, tanks - gallons):

Maximum Hourly Throughput:	**Maximum Annual Throughput:**	**Maximum Operating Schedule:**
See Potential Emissions estimation method		8760

Fuel Usage Data **(fill out all applicable fields)**

Does this emission unit combust fuel? ___ Yes ___X No	**If yes, is it?** ___ Indirect Fired ___ Direct Fired
Maximum design heat input and/or maximum horsepower rating:	**Type and Btu/hr rating of burners:**

List the primary fuel type(s) and if applicable, the secondary fuel type(s). For each fuel type listed, provide the maximum hourly and annual fuel usage for each.

Describe each fuel expected to be used during the term of the permit.

Fuel Type	Max. Sulfur Content	Max. Ash Content	BTU Value

Emissions Data ***S-21***

Criteria Pollutants	Potential Emissions	
	PPH	TPY
Carbon Monoxide (CO)		
Nitrogen Oxides (NO_X)		
Lead (Pb)		
Particulate Matter ($PM_{2.5}$)		
Particulate Matter (PM_{10})		
Total Particulate Matter (TSP)		
Sulfur Dioxide (SO_2)		
Volatile Organic Compounds (VOC)	0.18	0.80

Hazardous Air Pollutants	Potential Emissions	
	PPH	TPY

Regulated Pollutants other than Criteria and HAP	Potential Emissions	
	PPH	TPY

List the method(s) used to calculate the potential emissions (include dates of any stack tests conducted, versions of software used, source and dates of emission factors, etc.).

Emissions from this Emission Group are assigned to the major emitting process equipment. Emissions are calculated assuming 8760 hours of operation for most equipment. Emergency equipment emissions are based on 500 hours per year. Highest emitting products were chosen for each emission group, utilizing MON MACT standard batch requirements when appropriate. For tanks the highest throughput in the last three years was increased three times. This was the basis for the PTE. Emissions were calculated using ChemCAD, Essential EHS, Emission Master and/or other appropriate emission estimation models or calculation methodologies (USEPA's TANKS 4.0, WATER9, etc.). Methods take into account stack test results as appropriate.

Applicable Requirements ***S-21***

List all applicable requirements for this emission unit. For each applicable requirement, include the underlying rule/regulation citation and/or construction permit with the condition number. (*Note: Title V permit condition numbers alone are not the underlying applicable requirements*). If an emission limit is calculated based on the type of source and design capacity or if a standard is based on a design parameter, this information should also be included.

Emission Limits - 4.1.1, 4.1.20, 4.1.21, 4.1.22, ; 45CSR13 Permit R13-2338 4.1.1, ; 45CSR34, ; 40CFR63 Subpart FFFF,

Opacity Limits - NA

Operational Limits - 4.1.4, 4.1.23, 4.1.24, 4.1.25, 4.1.26, ; 45CSR13 Permit R13-2338 4.1.4,; 45CSR34 , ; 40CFR63 Subpart FFFF,

X Permit Shield

For all applicable requirements listed above, provide monitoring/testing/recordkeeping/reporting which shall be used to demonstrate compliance. If the method is based on a permit or rule, include the condition number or citation. (Note: Each requirement listed above must have an associated method of demonstrating compliance. If there is not already a required method in place, then a method must be proposed.)

Emission Limits - 4.1.7, 4.5.1, 4.4.3, 4.4.4; 45CSR13 Permit R13-2338 4.1.7, 4.5.1, 4.4.4, 4.4.5;

Opacity Limits - NA;

Operational Limits - 4.5.5,4.5.3, 4.1.10, ; 45CSR13 Permit R13-2338 4.1.22,4.5.3, 4.5.5, ; 45CSR34,; 40CFR63 Subpart FFFF,

Are you in compliance with all applicable requirements for this emission unit? X Yes ___No

If no, complete the **Schedule of Compliance Form** as **ATTACHMENT F**.

ATTACHMENT E - Emission Unit Form

Emission Unit Description		*Emission Group 126*
Emission unit ID number: S-219	**Emission unit name:** Distillation Column	**List any control devices associated with this emission unit:** S-174

Provide a description of the emission unit (type, method of operation, design parameters, etc.):

Distillation Column

Manufacturer:	**Model number:**	**Serial number:**
In House	NA	NA
Construction date:	**Installation date:**	**Modification date(s):**

Design Capacity (examples: furnaces - tons/hr, tanks - gallons):

Maximum Hourly Throughput:	**Maximum Annual Throughput:**	**Maximum Operating Schedule:**
See Potential Emissions estimation method		8760

Fuel Usage Data **(fill out all applicable fields)**

Does this emission unit combust fuel? ___ Yes ___X No	**If yes, is it?** ___ Indirect Fired ___ Direct Fired
Maximum design heat input and/or maximum horsepower rating:	**Type and Btu/hr rating of burners:**

List the primary fuel type(s) and if applicable, the secondary fuel type(s). For each fuel type listed, provide the maximum hourly and annual fuel usage for each.

Describe each fuel expected to be used during the term of the permit.

Fuel Type	Max. Sulfur Content	Max. Ash Content	BTU Value

Emissions Data ***S-219***

Criteria Pollutants	Potential Emissions	
	PPH	TPY
Carbon Monoxide (CO)		
Nitrogen Oxides (NO_X)		
Lead (Pb)		
Particulate Matter ($PM_{2.5}$)		
Particulate Matter (PM_{10})		
Total Particulate Matter (TSP)		
Sulfur Dioxide (SO_2)		
Volatile Organic Compounds (VOC)		

Hazardous Air Pollutants	Potential Emissions	
	PPH	TPY

Regulated Pollutants other than Criteria and HAP	Potential Emissions	
	PPH	TPY

List the method(s) used to calculate the potential emissions (include dates of any stack tests conducted, versions of software used, source and dates of emission factors, etc.).

Emissions from this Emission Group are assigned to the major emitting process equipment. Emissions are calculated assuming 8760 hours of operation for most equipment. Emergency equipment emissions are based on 500 hours per year. Highest emitting products were chosen for each emission group, utilizing MON MACT standard batch requirements when appropriate. For tanks the highest throughput in the last three years was increased three times. This was the basis for the PTE. Emissions were calculated using ChemCAD, Essential EHS, Emission Master and/or other appropriate emission estimation models or calculation methodologies (USEPA's TANKS 4.0, WATER9, etc.). Methods take into account stack test results as appropriate.

Applicable Requirements ***S-219***

List all applicable requirements for this emission unit. For each applicable requirement, include the underlying rule/regulation citation and/or construction permit with the condition number. (*Note: Title V permit condition numbers alone are not the underlying applicable requirements*). If an emission limit is calculated based on the type of source and design capacity or if a standard is based on a design parameter, this information should also be included.

Emission Limits - 4.1.1, 4.1.20, 4.1.21, 4.1.22, ; 45CSR13 Permit R13-2338 4.1.1, ; 45CSR34, ; 40CFR63 Subpart FFFF,

Opacity Limits - NA

Operational Limits - 4.1.4, 4.1.23, 4.1.24, 4.1.25, 4.1.26, ; 45CSR13 Permit R13-2338 4.1.4,; 45CSR34 , ; 40CFR63 Subpart FFFF,

X Permit Shield

For all applicable requirements listed above, provide monitoring/testing/recordkeeping/reporting which shall be used to demonstrate compliance. If the method is based on a permit or rule, include the condition number or citation. (Note: Each requirement listed above must have an associated method of demonstrating compliance. If there is not already a required method in place, then a method must be proposed.)

Emission Limits - 4.1.7, 4.5.1, 4.4.3, 4.4.4; 45CSR13 Permit R13-2338 4.1.7, 4.5.1, 4.4.4, 4.4.5;

Opacity Limits - NA;

Operational Limits - 4.5.5,4.5.3, 4.1.10, ; 45CSR13 Permit R13-2338 4.1.22,4.5.3, 4.5.5, ; 45CSR34,; 40CFR63 Subpart FFFF,

Are you in compliance with all applicable requirements for this emission unit? X Yes ___No

If no, complete the **Schedule of Compliance Form** as **ATTACHMENT F**.

ATTACHMENT E - Emission Unit Form

Emission Unit Description		*Emission Group 126*
Emission unit ID number: T-80	**Emission unit name:** Tank	**List any control devices associated with this emission unit:** S-203
Provide a description of the emission unit (type, method of operation, design parameters, etc.): Tank		
Manufacturer: In House	**Model number:** NA	**Serial number:** NA
Construction date: 1954	**Installation date:**	**Modification date(s):**
Design Capacity (examples: furnaces - tons/hr, tanks - gallons): <20,000		
Maximum Hourly Throughput: See Potential Emissions estimation method	**Maximum Annual Throughput:**	**Maximum Operating Schedule:** 8760
Fuel Usage Data **(fill out all applicable fields)**		
Does this emission unit combust fuel? ___ Yes ___X No		**If yes, is it?** ___ Indirect Fired ___ Direct Fired
Maximum design heat input and/or maximum horsepower rating:		**Type and Btu/hr rating of burners:**
List the primary fuel type(s) and if applicable, the secondary fuel type(s). For each fuel type listed, provide the maximum hourly and annual fuel usage for each.		

Describe each fuel expected to be used during the term of the permit.

Fuel Type	Max. Sulfur Content	Max. Ash Content	BTU Value

Emissions Data ***T-80***

Criteria Pollutants	Potential Emissions	
	PPH	TPY
Carbon Monoxide (CO)		
Nitrogen Oxides (NO_X)		
Lead (Pb)		
Particulate Matter ($PM_{2.5}$)		
Particulate Matter (PM_{10})		
Total Particulate Matter (TSP)		
Sulfur Dioxide (SO_2)		
Volatile Organic Compounds (VOC)		

Hazardous Air Pollutants	Potential Emissions	
	PPH	TPY

Regulated Pollutants other than Criteria and HAP	Potential Emissions	
	PPH	TPY

List the method(s) used to calculate the potential emissions (include dates of any stack tests conducted, versions of software used, source and dates of emission factors, etc.).

Emissions from this Emission Group are assigned to the major emitting process equipment. Emissions are calculated assuming 8760 hours of operation for most equipment. Emergency equipment emissions are based on 500 hours per year. Highest emitting products were chosen for each emission group, utilizing MON MACT standard batch requirements when appropriate. For tanks the highest throughput in the last three years was increased three times. This was the basis for the PTE. Emissions were calculated using ChemCAD, Essential EHS, Emission Master and/or other appropriate emission estimation models or calculation methodologies (USEPA's TANKS 4.0, WATER9, etc.). Methods take into account stack test results as appropriate.

Applicable Requirements ***T-80***

List all applicable requirements for this emission unit. For each applicable requirement, include the underlying rule/regulation citation and/or construction permit with the condition number. (*Note: Title V permit condition numbers alone are not the underlying applicable requirements*). If an emission limit is calculated based on the type of source and design capacity or if a standard is based on a design parameter, this information should also be included.

Emission Limits - 4.1.1, 4.1.20, 4.1.21, 4.1.22, ; 45CSR13 Permit R13-2338 4.1.1, ; 45CSR34, ; 40CFR63 Subpart FFFF,

Opacity Limits - NA

Operational Limits - 4.1.4, 4.1.23, 4.1.24, 4.1.25, 4.1.26, ; 45CSR13 Permit R13-2338 4.1.4,; 45CSR34 , ; 40CFR63 Subpart FFFF,

X Permit Shield

For all applicable requirements listed above, provide monitoring/testing/recordkeeping/reporting which shall be used to demonstrate compliance. If the method is based on a permit or rule, include the condition number or citation. (Note: Each requirement listed above must have an associated method of demonstrating compliance. If there is not already a required method in place, then a method must be proposed.)

Emission Limits - 4.1.7, 4.5.1, 4.4.3, 4.4.4; 45CSR13 Permit R13-2338 4.1.7, 4.5.1, 4.4.4, 4.4.5;

Opacity Limits - NA;

Operational Limits - 4.5.5,4.5.3, 4.1.10, ; 45CSR13 Permit R13-2338 4.1.22,4.5.3, 4.5.5, ; 45CSR34,; 40CFR63 Subpart FFFF,

Are you in compliance with all applicable requirements for this emission unit? X Yes ___No

If no, complete the **Schedule of Compliance Form** as **ATTACHMENT F**.

ATTACHMENT E - Emission Unit Form

Emission Unit Description		*Emission Group 126*
Emission unit ID number: T-192	**Emission unit name:** Tank	**List any control devices associated with this emission unit:** S-174

Provide a description of the emission unit (type, method of operation, design parameters, etc.):

Tank

Manufacturer:	**Model number:**	**Serial number:**
In House	NA	NA
Construction date: 1959	**Installation date:**	**Modification date(s):**

Design Capacity (examples: furnaces - tons/hr, tanks - gallons):

<20,000

Maximum Hourly Throughput:	**Maximum Annual Throughput:**	**Maximum Operating Schedule:**
See Potential Emissions estimation method		8760

Fuel Usage Data **(fill out all applicable fields)**

Does this emission unit combust fuel? ___ Yes ___X No	**If yes, is it?** ___ Indirect Fired ___ Direct Fired
Maximum design heat input and/or maximum horsepower rating:	**Type and Btu/hr rating of burners:**

List the primary fuel type(s) and if applicable, the secondary fuel type(s). For each fuel type listed, provide the maximum hourly and annual fuel usage for each.

Describe each fuel expected to be used during the term of the permit.

Fuel Type	Max. Sulfur Content	Max. Ash Content	BTU Value

Emissions Data	***T-192***	
Criteria Pollutants	Potential Emissions	
	PPH	TPY
Carbon Monoxide (CO)		
Nitrogen Oxides (NO_X)		
Lead (Pb)		
Particulate Matter ($PM_{2.5}$)		
Particulate Matter (PM_{10})		
Total Particulate Matter (TSP)		
Sulfur Dioxide (SO_2)		
Volatile Organic Compounds (VOC)		
Hazardous Air Pollutants	Potential Emissions	
	PPH	TPY
Regulated Pollutants other than Criteria and HAP	Potential Emissions	
	PPH	TPY

List the method(s) used to calculate the potential emissions (include dates of any stack tests conducted, versions of software used, source and dates of emission factors, etc.).

Emissions from this Emission Group are assigned to the major emitting process equipment. Emissions are calculated assuming 8760 hours of operation for most equipment. Emergency equipment emissions are based on 500 hours per year. Highest emitting products were chosen for each emission group, utilizing MON MACT standard batch requirements when appropriate. For tanks the highest throughput in the last three years was increased three times. This was the basis for the PTE. Emissions were calculated using ChemCAD, Essential EHS, Emission Master and/or other appropriate emission estimation models or calculation methodologies (USEPA's TANKS 4.0, WATER9, etc.). Methods take into account stack test results as appropriate.

Applicable Requirements ***T-192***

List all applicable requirements for this emission unit. For each applicable requirement, include the underlying rule/regulation citation and/or construction permit with the condition number. (*Note: Title V permit condition numbers alone are not the underlying applicable requirements*). If an emission limit is calculated based on the type of source and design capacity or if a standard is based on a design parameter, this information should also be included.

Emission Limits - 4.1.1, 4.1.20, 4.1.21, 4.1.22, ; 45CSR13 Permit R13-2338 4.1.1, ; 45CSR34, ; 40CFR63 Subpart FFFF,

Opacity Limits - NA

Operational Limits - 4.1.4, 4.1.23, 4.1.24, 4.1.25, 4.1.26, ; 45CSR13 Permit R13-2338 4.1.4,; 45CSR34 , ; 40CFR63 Subpart FFFF,

X Permit Shield

For all applicable requirements listed above, provide monitoring/testing/recordkeeping/reporting which shall be used to demonstrate compliance. If the method is based on a permit or rule, include the condition number or citation. (Note: Each requirement listed above must have an associated method of demonstrating compliance. If there is not already a required method in place, then a method must be proposed.)

Emission Limits - 4.1.7, 4.5.1, 4.4.3, 4.4.4; 45CSR13 Permit R13-2338 4.1.7, 4.5.1, 4.4.4, 4.4.5;

Opacity Limits - NA;

Operational Limits - 4.5.5,4.5.3, 4.1.10, ; 45CSR13 Permit R13-2338 4.1.22,4.5.3, 4.5.5, ; 45CSR34,; 40CFR63 Subpart FFFF,

Are you in compliance with all applicable requirements for this emission unit? X Yes ___No

If no, complete the **Schedule of Compliance Form** as **ATTACHMENT F**.

ATTACHMENT E - Emission Unit Form

Emission Unit Description		*Emission Group 126*
Emission unit ID number: T-903	**Emission unit name:** Tank	**List any control devices associated with this emission unit:** S-174

Provide a description of the emission unit (type, method of operation, design parameters, etc.):

Tank

Manufacturer:	**Model number:**	**Serial number:**
In House	NA	NA
Construction date: 1973	**Installation date:**	**Modification date(s):**

Design Capacity (examples: furnaces - tons/hr, tanks - gallons):

<20,000

Maximum Hourly Throughput:	**Maximum Annual Throughput:**	**Maximum Operating Schedule:**
See Potential Emissions estimation method		8760

Fuel Usage Data **(fill out all applicable fields)**

Does this emission unit combust fuel? ___ Yes ___X No	**If yes, is it?** ___ Indirect Fired ___ Direct Fired
Maximum design heat input and/or maximum horsepower rating:	**Type and Btu/hr rating of burners:**

List the primary fuel type(s) and if applicable, the secondary fuel type(s). For each fuel type listed, provide the maximum hourly and annual fuel usage for each.

Describe each fuel expected to be used during the term of the permit.

Fuel Type	Max. Sulfur Content	Max. Ash Content	BTU Value

Emissions Data	***T-903***	
Criteria Pollutants	Potential Emissions	
	PPH	TPY
Carbon Monoxide (CO)		
Nitrogen Oxides (NO_X)		
Lead (Pb)		
Particulate Matter ($PM_{2.5}$)		
Particulate Matter (PM_{10})		
Total Particulate Matter (TSP)		
Sulfur Dioxide (SO_2)		
Volatile Organic Compounds (VOC)		
Hazardous Air Pollutants	Potential Emissions	
	PPH	TPY
Regulated Pollutants other than Criteria and HAP	Potential Emissions	
	PPH	TPY

List the method(s) used to calculate the potential emissions (include dates of any stack tests conducted, versions of software used, source and dates of emission factors, etc.).

Emissions from this Emission Group are assigned to the major emitting process equipment. Emissions are calculated assuming 8760 hours of operation for most equipment. Emergency equipment emissions are based on 500 hours per year. Highest emitting products were chosen for each emission group, utilizing MON MACT standard batch requirements when appropriate. For tanks the highest throughput in the last three years was increased three times. This was the basis for the PTE. Emissions were calculated using ChemCAD, Essential EHS, Emission Master and/or other appropriate emission estimation models or calculation methodologies (USEPA's TANKS 4.0, WATER9, etc.). Methods take into account stack test results as appropriate.

Applicable Requirements ***T-903***

List all applicable requirements for this emission unit. For each applicable requirement, include the underlying rule/regulation citation and/or construction permit with the condition number. (*Note: Title V permit condition numbers alone are not the underlying applicable requirements*). If an emission limit is calculated based on the type of source and design capacity or if a standard is based on a design parameter, this information should also be included.

Emission Limits - 4.1.1, 4.1.20, 4.1.21, 4.1.22, ; 45CSR13 Permit R13-2338 4.1.1, ; 45CSR34, ; 40CFR63 Subpart FFFF,

Opacity Limits - NA

Operational Limits - 4.1.4, 4.1.23, 4.1.24, 4.1.25, 4.1.26, ; 45CSR13 Permit R13-2338 4.1.4,; 45CSR34 , ; 40CFR63 Subpart FFFF,

X Permit Shield

For all applicable requirements listed above, provide monitoring/testing/recordkeeping/reporting which shall be used to demonstrate compliance. If the method is based on a permit or rule, include the condition number or citation. (Note: Each requirement listed above must have an associated method of demonstrating compliance. If there is not already a required method in place, then a method must be proposed.)

Emission Limits - 4.1.7, 4.5.1, 4.4.3, 4.4.4; 45CSR13 Permit R13-2338 4.1.7, 4.5.1, 4.4.4, 4.4.5;

Opacity Limits - NA;

Operational Limits - 4.5.5,4.5.3, 4.1.10, ; 45CSR13 Permit R13-2338 4.1.22,4.5.3, 4.5.5, ; 45CSR34,; 40CFR63 Subpart FFFF,

Are you in compliance with all applicable requirements for this emission unit? X Yes ___No

If no, complete the **Schedule of Compliance Form** as **ATTACHMENT F**.

ATTACHMENT E - Emission Unit Form

Emission Unit Description		*Emission Group 126, 156*
Emission unit ID number: T-146	**Emission unit name:** Tank	**List any control devices associated with this emission unit:** S-203, S-42
Provide a description of the emission unit (type, method of operation, design parameters, etc.): Tank		
Manufacturer: In House	**Model number:** NA	**Serial number:** NA
Construction date: 1954	**Installation date:**	**Modification date(s):**
Design Capacity (examples: furnaces - tons/hr, tanks - gallons): <20,000		
Maximum Hourly Throughput: See Potential Emissions estimation method	**Maximum Annual Throughput:**	**Maximum Operating Schedule:** 8760
Fuel Usage Data **(fill out all applicable fields)**		
Does this emission unit combust fuel? ___ Yes ___X No		**If yes, is it?** ___ Indirect Fired ___ Direct Fired
Maximum design heat input and/or maximum horsepower rating:		**Type and Btu/hr rating of burners:**
List the primary fuel type(s) and if applicable, the secondary fuel type(s). For each fuel type listed, provide the maximum hourly and annual fuel usage for each.		

Describe each fuel expected to be used during the term of the permit.

Fuel Type	Max. Sulfur Content	Max. Ash Content	BTU Value

Emissions Data	***T-146***	
Criteria Pollutants	Potential Emissions	
	PPH	TPY
Carbon Monoxide (CO)		
Nitrogen Oxides (NO_X)		
Lead (Pb)		
Particulate Matter ($PM_{2.5}$)		
Particulate Matter (PM_{10})		
Total Particulate Matter (TSP)		
Sulfur Dioxide (SO_2)		
Volatile Organic Compounds (VOC)		
Hazardous Air Pollutants	Potential Emissions	
	PPH	TPY
Regulated Pollutants other than Criteria and HAP	Potential Emissions	
	PPH	TPY

List the method(s) used to calculate the potential emissions (include dates of any stack tests conducted, versions of software used, source and dates of emission factors, etc.).

Emissions from this Emission Group are assigned to the major emitting process equipment. Emissions are calculated assuming 8760 hours of operation for most equipment. Emergency equipment emissions are based on 500 hours per year. Highest emitting products were chosen for each emission group, utilizing MON MACT standard batch requirements when appropriate. For tanks the highest throughput in the last three years was increased three times. This was the basis for the PTE. Emissions were calculated using ChemCAD, Essential EHS, Emission Master and/or other appropriate emission estimation models or calculation methodologies (USEPA's TANKS 4.0, WATER9, etc.). Methods take into account stack test results as appropriate.

Applicable Requirements ***T-146***

List all applicable requirements for this emission unit. For each applicable requirement, include the underlying rule/regulation citation and/or construction permit with the condition number. (*Note: Title V permit condition numbers alone are not the underlying applicable requirements*). If an emission limit is calculated based on the type of source and design capacity or if a standard is based on a design parameter, this information should also be included.

Emission Limits - 4.1.1, 4.1.20, 4.1.21, 4.1.22, ; 45CSR13 Permit R13-2338 4.1.1, ; 45CSR34, ; 40CFR63 Subpart FFFF,

Opacity Limits - NA

Operational Limits - 4.1.4, 4.1.23, 4.1.24, 4.1.25, 4.1.26, ; 45CSR13 Permit R13-2338 4.1.4,; 45CSR34 , ; 40CFR63 Subpart FFFF,

X Permit Shield

For all applicable requirements listed above, provide monitoring/testing/recordkeeping/reporting which shall be used to demonstrate compliance. If the method is based on a permit or rule, include the condition number or citation. (Note: Each requirement listed above must have an associated method of demonstrating compliance. If there is not already a required method in place, then a method must be proposed.)

Emission Limits - 4.1.7, 4.5.1, 4.4.3, 4.4.4; 45CSR13 Permit R13-2338 4.1.7, 4.5.1, 4.4.4, 4.4.5;

Opacity Limits - NA;

Operational Limits - 4.5.5,4.5.3, 4.1.10, ; 45CSR13 Permit R13-2338 4.1.22,4.5.3, 4.5.5, ; 45CSR34,; 40CFR63 Subpart FFFF,

Are you in compliance with all applicable requirements for this emission unit? X Yes ___No

If no, complete the **Schedule of Compliance Form** as **ATTACHMENT F**.

ATTACHMENT E - Emission Unit Form

Emission Unit Description		*Emission Group 126, 156*
Emission unit ID number: T-147	**Emission unit name:** Tank	**List any control devices associated with this emission unit:** S-203, S-42

Provide a description of the emission unit (type, method of operation, design parameters, etc.):

Tank

Manufacturer:	**Model number:**	**Serial number:**
In House	NA	NA
Construction date: 1954	**Installation date:**	**Modification date(s):**

Design Capacity (examples: furnaces - tons/hr, tanks - gallons):

<20,000

Maximum Hourly Throughput:	**Maximum Annual Throughput:**	**Maximum Operating Schedule:**
See Potential Emissions estimation method		8760

Fuel Usage Data **(fill out all applicable fields)**

Does this emission unit combust fuel? ___ Yes ___X No	**If yes, is it?** ___ Indirect Fired ___ Direct Fired
Maximum design heat input and/or maximum horsepower rating:	**Type and Btu/hr rating of burners:**

List the primary fuel type(s) and if applicable, the secondary fuel type(s). For each fuel type listed, provide the maximum hourly and annual fuel usage for each.

Describe each fuel expected to be used during the term of the permit.

Fuel Type	Max. Sulfur Content	Max. Ash Content	BTU Value

Emissions Data ***T-147***

Criteria Pollutants	Potential Emissions	
	PPH	TPY
Carbon Monoxide (CO)		
Nitrogen Oxides (NO_X)		
Lead (Pb)		
Particulate Matter ($PM_{2.5}$)		
Particulate Matter (PM_{10})		
Total Particulate Matter (TSP)		
Sulfur Dioxide (SO_2)		
Volatile Organic Compounds (VOC)		

Hazardous Air Pollutants	Potential Emissions	
	PPH	TPY

Regulated Pollutants other than Criteria and HAP	Potential Emissions	
	PPH	TPY

List the method(s) used to calculate the potential emissions (include dates of any stack tests conducted, versions of software used, source and dates of emission factors, etc.).

Emissions from this Emission Group are assigned to the major emitting process equipment. Emissions are calculated assuming 8760 hours of operation for most equipment. Emergency equipment emissions are based on 500 hours per year. Highest emitting products were chosen for each emission group, utilizing MON MACT standard batch requirements when appropriate. For tanks the highest throughput in the last three years was increased three times. This was the basis for the PTE. Emissions were calculated using ChemCAD, Essential EHS, Emission Master and/or other appropriate emission estimation models or calculation methodologies (USEPA's TANKS 4.0, WATER9, etc.). Methods take into account stack test results as appropriate.

Applicable Requirements ***T-147***

List all applicable requirements for this emission unit. For each applicable requirement, include the underlying rule/regulation citation and/or construction permit with the condition number. (*Note: Title V permit condition numbers alone are not the underlying applicable requirements*). If an emission limit is calculated based on the type of source and design capacity or if a standard is based on a design parameter, this information should also be included.

Emission Limits - 4.1.1, 4.1.20, 4.1.21, 4.1.22, ; 45CSR13 Permit R13-2338 4.1.1, ; 45CSR34, ; 40CFR63 Subpart FFFF,

Opacity Limits - NA

Operational Limits - 4.1.4, 4.1.23, 4.1.24, 4.1.25, 4.1.26, ; 45CSR13 Permit R13-2338 4.1.4,; 45CSR34 , ; 40CFR63 Subpart FFFF,

X Permit Shield

For all applicable requirements listed above, provide monitoring/testing/recordkeeping/reporting which shall be used to demonstrate compliance. If the method is based on a permit or rule, include the condition number or citation. (Note: Each requirement listed above must have an associated method of demonstrating compliance. If there is not already a required method in place, then a method must be proposed.)

Emission Limits - 4.1.7, 4.5.1, 4.4.3, 4.4.4; 45CSR13 Permit R13-2338 4.1.7, 4.5.1, 4.4.4, 4.4.5;

Opacity Limits - NA;

Operational Limits - 4.5.5,4.5.3, 4.1.10, ; 45CSR13 Permit R13-2338 4.1.22,4.5.3, 4.5.5, ; 45CSR34,; 40CFR63 Subpart FFFF,

Are you in compliance with all applicable requirements for this emission unit? X Yes ___No

If no, complete the **Schedule of Compliance Form** as **ATTACHMENT F**.

ATTACHMENT E - Emission Unit Form

Emission Unit Description		*Emission Group 126, 156*
Emission unit ID number: T-148	**Emission unit name:** Tank	**List any control devices associated with this emission unit:** S-203, S-42

Provide a description of the emission unit (type, method of operation, design parameters, etc.):

Tank

Manufacturer:	**Model number:**	**Serial number:**
In House	NA	NA
Construction date: 1954	**Installation date:**	**Modification date(s):**

Design Capacity (examples: furnaces - tons/hr, tanks - gallons):

<20,000

Maximum Hourly Throughput:	**Maximum Annual Throughput:**	**Maximum Operating Schedule:**
See Potential Emissions estimation method		8760

Fuel Usage Data **(fill out all applicable fields)**

Does this emission unit combust fuel? ___ Yes ___X No	**If yes, is it?** ___ Indirect Fired ___ Direct Fired
Maximum design heat input and/or maximum horsepower rating:	**Type and Btu/hr rating of burners:**

List the primary fuel type(s) and if applicable, the secondary fuel type(s). For each fuel type listed, provide the maximum hourly and annual fuel usage for each.

Describe each fuel expected to be used during the term of the permit.

Fuel Type	Max. Sulfur Content	Max. Ash Content	BTU Value

Emissions Data ***T-148***

Criteria Pollutants	Potential Emissions	
	PPH	TPY
Carbon Monoxide (CO)		
Nitrogen Oxides (NO_X)		
Lead (Pb)		
Particulate Matter ($PM_{2.5}$)		
Particulate Matter (PM_{10})		
Total Particulate Matter (TSP)		
Sulfur Dioxide (SO_2)		
Volatile Organic Compounds (VOC)		

Hazardous Air Pollutants	Potential Emissions	
	PPH	TPY

Regulated Pollutants other than Criteria and HAP	Potential Emissions	
	PPH	TPY

List the method(s) used to calculate the potential emissions (include dates of any stack tests conducted, versions of software used, source and dates of emission factors, etc.).

Emissions from this Emission Group are assigned to the major emitting process equipment. Emissions are calculated assuming 8760 hours of operation for most equipment. Emergency equipment emissions are based on 500 hours per year. Highest emitting products were chosen for each emission group, utilizing MON MACT standard batch requirements when appropriate. For tanks the highest throughput in the last three years was increased three times. This was the basis for the PTE. Emissions were calculated using ChemCAD, Essential EHS, Emission Master and/or other appropriate emission estimation models or calculation methodologies (USEPA's TANKS 4.0, WATER9, etc.). Methods take into account stack test results as appropriate.

Applicable Requirements ***T-148***

List all applicable requirements for this emission unit. For each applicable requirement, include the underlying rule/regulation citation and/or construction permit with the condition number. (*Note: Title V permit condition numbers alone are not the underlying applicable requirements*). If an emission limit is calculated based on the type of source and design capacity or if a standard is based on a design parameter, this information should also be included.

Emission Limits - 4.1.1, 4.1.20, 4.1.21, 4.1.22, ; 45CSR13 Permit R13-2338 4.1.1, ; 45CSR34, ; 40CFR63 Subpart FFFF,

Opacity Limits - NA

Operational Limits - 4.1.4, 4.1.23, 4.1.24, 4.1.25, 4.1.26, ; 45CSR13 Permit R13-2338 4.1.4,; 45CSR34 , ; 40CFR63 Subpart FFFF,

X Permit Shield

For all applicable requirements listed above, provide monitoring/testing/recordkeeping/reporting which shall be used to demonstrate compliance. If the method is based on a permit or rule, include the condition number or citation. (Note: Each requirement listed above must have an associated method of demonstrating compliance. If there is not already a required method in place, then a method must be proposed.)

Emission Limits - 4.1.7, 4.5.1, 4.4.3, 4.4.4; 45CSR13 Permit R13-2338 4.1.7, 4.5.1, 4.4.4, 4.4.5;

Opacity Limits - NA;

Operational Limits - 4.5.5,4.5.3, 4.1.10, ; 45CSR13 Permit R13-2338 4.1.22,4.5.3, 4.5.5, ; 45CSR34,; 40CFR63 Subpart FFFF,

Are you in compliance with all applicable requirements for this emission unit? X Yes ___No

If no, complete the **Schedule of Compliance Form** as **ATTACHMENT F**.

ATTACHMENT E - Emission Unit Form

Emission Unit Description		*Emission Group 126, 156*
Emission unit ID number: T-149	**Emission unit name:** Tank	**List any control devices associated with this emission unit:** S-203, S-42

Provide a description of the emission unit (type, method of operation, design parameters, etc.):

Tank

Manufacturer:	**Model number:**	**Serial number:**
In House	NA	NA
Construction date: 1954	**Installation date:**	**Modification date(s):**

Design Capacity (examples: furnaces - tons/hr, tanks - gallons):

<20,000

Maximum Hourly Throughput:	**Maximum Annual Throughput:**	**Maximum Operating Schedule:**
See Potential Emissions estimation method		8760

Fuel Usage Data **(fill out all applicable fields)**

Does this emission unit combust fuel? ___ Yes ___X No	**If yes, is it?** ___ Indirect Fired ___ Direct Fired
Maximum design heat input and/or maximum horsepower rating:	**Type and Btu/hr rating of burners:**

List the primary fuel type(s) and if applicable, the secondary fuel type(s). For each fuel type listed, provide the maximum hourly and annual fuel usage for each.

Describe each fuel expected to be used during the term of the permit.

Fuel Type	Max. Sulfur Content	Max. Ash Content	BTU Value

Emissions Data	***T-149***	
Criteria Pollutants	Potential Emissions	
	PPH	TPY
Carbon Monoxide (CO)		
Nitrogen Oxides (NO_X)		
Lead (Pb)		
Particulate Matter ($PM_{2.5}$)		
Particulate Matter (PM_{10})		
Total Particulate Matter (TSP)		
Sulfur Dioxide (SO_2)		
Volatile Organic Compounds (VOC)		
Hazardous Air Pollutants	Potential Emissions	
	PPH	TPY
Regulated Pollutants other than Criteria and HAP	Potential Emissions	
	PPH	TPY

List the method(s) used to calculate the potential emissions (include dates of any stack tests conducted, versions of software used, source and dates of emission factors, etc.).

Emissions from this Emission Group are assigned to the major emitting process equipment. Emissions are calculated assuming 8760 hours of operation for most equipment. Emergency equipment emissions are based on 500 hours per year. Highest emitting products were chosen for each emission group, utilizing MON MACT standard batch requirements when appropriate. For tanks the highest throughput in the last three years was increased three times. This was the basis for the PTE. Emissions were calculated using ChemCAD, Essential EHS, Emission Master and/or other appropriate emission estimation models or calculation methodologies (USEPA's TANKS 4.0, WATER9, etc.). Methods take into account stack test results as appropriate.

Applicable Requirements ***T-149***

List all applicable requirements for this emission unit. For each applicable requirement, include the underlying rule/regulation citation and/or construction permit with the condition number. (*Note: Title V permit condition numbers alone are not the underlying applicable requirements*). If an emission limit is calculated based on the type of source and design capacity or if a standard is based on a design parameter, this information should also be included.

Emission Limits - 4.1.1, 4.1.20, 4.1.21, 4.1.22, ; 45CSR13 Permit R13-2338 4.1.1, ; 45CSR34, ; 40CFR63 Subpart FFFF,

Opacity Limits - NA

Operational Limits - 4.1.4, 4.1.23, 4.1.24, 4.1.25, 4.1.26, ; 45CSR13 Permit R13-2338 4.1.4,; 45CSR34 , ; 40CFR63 Subpart FFFF,

X Permit Shield

For all applicable requirements listed above, provide monitoring/testing/recordkeeping/reporting which shall be used to demonstrate compliance. If the method is based on a permit or rule, include the condition number or citation. (Note: Each requirement listed above must have an associated method of demonstrating compliance. If there is not already a required method in place, then a method must be proposed.)

Emission Limits - 4.1.7, 4.5.1, 4.4.3, 4.4.4; 45CSR13 Permit R13-2338 4.1.7, 4.5.1, 4.4.4, 4.4.5;

Opacity Limits - NA;

Operational Limits - 4.5.5,4.5.3, 4.1.10, ; 45CSR13 Permit R13-2338 4.1.22,4.5.3, 4.5.5, ; 45CSR34,; 40CFR63 Subpart FFFF,

Are you in compliance with all applicable requirements for this emission unit? X Yes ___No

If no, complete the **Schedule of Compliance Form** as **ATTACHMENT F**.

ATTACHMENT E - Emission Unit Form

Emission Unit Description		*Emission Group 130*
Emission unit ID number: C-432	**Emission unit name:** Vacuum Pump	**List any control devices associated with this emission unit:** S-197

Provide a description of the emission unit (type, method of operation, design parameters, etc.):

Vacuum Pump

Manufacturer:	**Model number:**	**Serial number:**
In House	NA	NA
Construction date:	**Installation date:**	**Modification date(s):**

Design Capacity (examples: furnaces - tons/hr, tanks - gallons):

Maximum Hourly Throughput:	**Maximum Annual Throughput:**	**Maximum Operating Schedule:**
See Potential Emissions estimation method		8760

Fuel Usage Data **(fill out all applicable fields)**

Does this emission unit combust fuel? ___ Yes ___X No	**If yes, is it?** ___ Indirect Fired ___ Direct Fired
Maximum design heat input and/or maximum horsepower rating:	**Type and Btu/hr rating of burners:**

List the primary fuel type(s) and if applicable, the secondary fuel type(s). For each fuel type listed, provide the maximum hourly and annual fuel usage for each.

Describe each fuel expected to be used during the term of the permit.

Fuel Type	Max. Sulfur Content	Max. Ash Content	BTU Value

Emissions Data ***C-432***

Criteria Pollutants	Potential Emissions	
	PPH	TPY
Carbon Monoxide (CO)		
Nitrogen Oxides (NO_X)		
Lead (Pb)		
Particulate Matter ($PM_{2.5}$)		
Particulate Matter (PM_{10})		
Total Particulate Matter (TSP)		
Sulfur Dioxide (SO_2)		
Volatile Organic Compounds (VOC)		

Hazardous Air Pollutants	Potential Emissions	
	PPH	TPY

Regulated Pollutants other than Criteria and HAP	Potential Emissions	
	PPH	TPY

List the method(s) used to calculate the potential emissions (include dates of any stack tests conducted, versions of software used, source and dates of emission factors, etc.).

Emissions from this Emission Group are assigned to the major emitting process equipment. Emissions are calculated assuming 8760 hours of operation for most equipment. Emergency equipment emissions are based on 500 hours per year. Highest emitting products were chosen for each emission group, utilizing MON MACT standard batch requirements when appropriate. For tanks the highest throughput in the last three years was increased three times. This was the basis for the PTE. Emissions were calculated using ChemCAD, Essential EHS, Emission Master and/or other appropriate emission estimation models or calculation methodologies (USEPA's TANKS 4.0, WATER9, etc.). Methods take into account stack test results as appropriate.

Applicable Requirements ***C-432***

List all applicable requirements for this emission unit. For each applicable requirement, include the underlying rule/regulation citation and/or construction permit with the condition number. (*Note: Title V permit condition numbers alone are not the underlying applicable requirements*). If an emission limit is calculated based on the type of source and design capacity or if a standard is based on a design parameter, this information should also be included.

Emission Limits - 4.1.1, 4.1.20, 4.1.21, 4.1.22, ; 45CSR13 Permit R13-2338 4.1.1, ; 45CSR34, ; 40CFR63 Subpart FFFF,

Opacity Limits - NA

Operational Limits - 4.1.4, 4.1.23, 4.1.24, 4.1.25, 4.1.26, ; 45CSR13 Permit R13-2338 4.1.4,; 45CSR34 , ; 40CFR63 Subpart FFFF,

X Permit Shield

For all applicable requirements listed above, provide monitoring/testing/recordkeeping/reporting which shall be used to demonstrate compliance. If the method is based on a permit or rule, include the condition number or citation. (Note: Each requirement listed above must have an associated method of demonstrating compliance. If there is not already a required method in place, then a method must be proposed.)

Emission Limits - 4.1.7, 4.5.1, 4.4.3, 4.4.4; 45CSR13 Permit R13-2338 4.1.7, 4.5.1, 4.4.4, 4.4.5;

Opacity Limits - NA;

Operational Limits - 4.5.5,4.5.3, 4.1.10, ; 45CSR13 Permit R13-2338 4.1.22,4.5.3, 4.5.5, ; 45CSR34,; 40CFR63 Subpart FFFF,

Are you in compliance with all applicable requirements for this emission unit? X Yes ___No

If no, complete the **Schedule of Compliance Form** as **ATTACHMENT F**.

ATTACHMENT E - Emission Unit Form

Emission Unit Description		*Emission Group 130*
Emission unit ID number: C-433	**Emission unit name:** Vacuum Pump	**List any control devices associated with this emission unit:** S-197
Provide a description of the emission unit (type, method of operation, design parameters, etc.): Vacuum Pump		
Manufacturer: In House	**Model number:** NA	**Serial number:** NA
Construction date:	**Installation date:**	**Modification date(s):**
Design Capacity (examples: furnaces - tons/hr, tanks - gallons):		
Maximum Hourly Throughput: See Potential Emissions estimation method	**Maximum Annual Throughput:**	**Maximum Operating Schedule:** 8760
Fuel Usage Data **(fill out all applicable fields)**		
Does this emission unit combust fuel? ___ Yes ___X No		**If yes, is it?** ___ Indirect Fired ___ Direct Fired
Maximum design heat input and/or maximum horsepower rating:		**Type and Btu/hr rating of burners:**
List the primary fuel type(s) and if applicable, the secondary fuel type(s). For each fuel type listed, provide the maximum hourly and annual fuel usage for each.		

Describe each fuel expected to be used during the term of the permit.

Fuel Type	Max. Sulfur Content	Max. Ash Content	BTU Value

Emissions Data	***C-433***	
Criteria Pollutants	Potential Emissions	
	PPH	TPY
Carbon Monoxide (CO)		
Nitrogen Oxides (NO_X)		
Lead (Pb)		
Particulate Matter ($PM_{2.5}$)		
Particulate Matter (PM_{10})		
Total Particulate Matter (TSP)		
Sulfur Dioxide (SO_2)		
Volatile Organic Compounds (VOC)		
Hazardous Air Pollutants	Potential Emissions	
	PPH	TPY
Regulated Pollutants other than Criteria and HAP	Potential Emissions	
	PPH	TPY

List the method(s) used to calculate the potential emissions (include dates of any stack tests conducted, versions of software used, source and dates of emission factors, etc.).

Emissions from this Emission Group are assigned to the major emitting process equipment. Emissions are calculated assuming 8760 hours of operation for most equipment. Emergency equipment emissions are based on 500 hours per year. Highest emitting products were chosen for each emission group, utilizing MON MACT standard batch requirements when appropriate. For tanks the highest throughput in the last three years was increased three times. This was the basis for the PTE. Emissions were calculated using ChemCAD, Essential EHS, Emission Master and/or other appropriate emission estimation models or calculation methodologies (USEPA's TANKS 4.0, WATER9, etc.). Methods take into account stack test results as appropriate.

Applicable Requirements ***C-433***

List all applicable requirements for this emission unit. For each applicable requirement, include the underlying rule/regulation citation and/or construction permit with the condition number. (*Note: Title V permit condition numbers alone are not the underlying applicable requirements*). If an emission limit is calculated based on the type of source and design capacity or if a standard is based on a design parameter, this information should also be included.

Emission Limits - 4.1.1, 4.1.20, 4.1.21, 4.1.22, ; 45CSR13 Permit R13-2338 4.1.1, ; 45CSR34, ; 40CFR63 Subpart FFFF,

Opacity Limits - NA

Operational Limits - 4.1.4, 4.1.23, 4.1.24, 4.1.25, 4.1.26, ; 45CSR13 Permit R13-2338 4.1.4,; 45CSR34 , ; 40CFR63 Subpart FFFF,

X Permit Shield

For all applicable requirements listed above, provide monitoring/testing/recordkeeping/reporting which shall be used to demonstrate compliance. If the method is based on a permit or rule, include the condition number or citation. (Note: Each requirement listed above must have an associated method of demonstrating compliance. If there is not already a required method in place, then a method must be proposed.)

Emission Limits - 4.1.7, 4.5.1, 4.4.3, 4.4.4; 45CSR13 Permit R13-2338 4.1.7, 4.5.1, 4.4.4, 4.4.5;

Opacity Limits - NA;

Operational Limits - 4.5.5,4.5.3, 4.1.10, ; 45CSR13 Permit R13-2338 4.1.22,4.5.3, 4.5.5, ; 45CSR34,; 40CFR63 Subpart FFFF,

Are you in compliance with all applicable requirements for this emission unit? X Yes ___No

If no, complete the **Schedule of Compliance Form** as **ATTACHMENT F**.

ATTACHMENT E - Emission Unit Form

Emission Unit Description		*Emission Group 130*
Emission unit ID number: C-434	**Emission unit name:** Vacuum Pump	**List any control devices associated with this emission unit:** S-197

Provide a description of the emission unit (type, method of operation, design parameters, etc.):

Vacuum Pump

Manufacturer:	**Model number:**	**Serial number:**
In House	NA	NA
Construction date:	**Installation date:**	**Modification date(s):**

Design Capacity (examples: furnaces - tons/hr, tanks - gallons):

Maximum Hourly Throughput:	**Maximum Annual Throughput:**	**Maximum Operating Schedule:**
See Potential Emissions estimation method		8760

Fuel Usage Data **(fill out all applicable fields)**

Does this emission unit combust fuel? ___ Yes ___X No	**If yes, is it?** ___ Indirect Fired ___ Direct Fired
Maximum design heat input and/or maximum horsepower rating:	**Type and Btu/hr rating of burners:**

List the primary fuel type(s) and if applicable, the secondary fuel type(s). For each fuel type listed, provide the maximum hourly and annual fuel usage for each.

Describe each fuel expected to be used during the term of the permit.

Fuel Type	Max. Sulfur Content	Max. Ash Content	BTU Value

Emissions Data ***C-434***

Criteria Pollutants	Potential Emissions	
	PPH	TPY
Carbon Monoxide (CO)		
Nitrogen Oxides (NO_X)		
Lead (Pb)		
Particulate Matter ($PM_{2.5}$)		
Particulate Matter (PM_{10})		
Total Particulate Matter (TSP)		
Sulfur Dioxide (SO_2)		
Volatile Organic Compounds (VOC)		

Hazardous Air Pollutants	Potential Emissions	
	PPH	TPY

Regulated Pollutants other than Criteria and HAP	Potential Emissions	
	PPH	TPY

List the method(s) used to calculate the potential emissions (include dates of any stack tests conducted, versions of software used, source and dates of emission factors, etc.).

Emissions from this Emission Group are assigned to the major emitting process equipment. Emissions are calculated assuming 8760 hours of operation for most equipment. Emergency equipment emissions are based on 500 hours per year. Highest emitting products were chosen for each emission group, utilizing MON MACT standard batch requirements when appropriate. For tanks the highest throughput in the last three years was increased three times. This was the basis for the PTE. Emissions were calculated using ChemCAD, Essential EHS, Emission Master and/or other appropriate emission estimation models or calculation methodologies (USEPA's TANKS 4.0, WATER9, etc.). Methods take into account stack test results as appropriate.

Applicable Requirements ***C-434***

List all applicable requirements for this emission unit. For each applicable requirement, include the underlying rule/regulation citation and/or construction permit with the condition number. (*Note: Title V permit condition numbers alone are not the underlying applicable requirements*). If an emission limit is calculated based on the type of source and design capacity or if a standard is based on a design parameter, this information should also be included.

Emission Limits - 4.1.1, 4.1.20, 4.1.21, 4.1.22, ; 45CSR13 Permit R13-2338 4.1.1, ; 45CSR34, ; 40CFR63 Subpart FFFF,

Opacity Limits - NA

Operational Limits - 4.1.4, 4.1.23, 4.1.24, 4.1.25, 4.1.26, ; 45CSR13 Permit R13-2338 4.1.4,; 45CSR34 , ; 40CFR63 Subpart FFFF,

X Permit Shield

For all applicable requirements listed above, provide monitoring/testing/recordkeeping/reporting which shall be used to demonstrate compliance. If the method is based on a permit or rule, include the condition number or citation. (Note: Each requirement listed above must have an associated method of demonstrating compliance. If there is not already a required method in place, then a method must be proposed.)

Emission Limits - 4.1.7, 4.5.1, 4.4.3, 4.4.4; 45CSR13 Permit R13-2338 4.1.7, 4.5.1, 4.4.4, 4.4.5;

Opacity Limits - NA;

Operational Limits - 4.5.5,4.5.3, 4.1.10, ; 45CSR13 Permit R13-2338 4.1.22,4.5.3, 4.5.5, ; 45CSR34,; 40CFR63 Subpart FFFF,

Are you in compliance with all applicable requirements for this emission unit? X Yes ___No

If no, complete the **Schedule of Compliance Form** as **ATTACHMENT F**.

ATTACHMENT E - Emission Unit Form

Emission Unit Description		*Emission Group 130*
Emission unit ID number: C-435	**Emission unit name:** Vacuum Pump	**List any control devices associated with this emission unit:** S-197

Provide a description of the emission unit (type, method of operation, design parameters, etc.):

Vacuum Pump

Manufacturer:	**Model number:**	**Serial number:**
In House	NA	NA
Construction date:	**Installation date:**	**Modification date(s):**

Design Capacity (examples: furnaces - tons/hr, tanks - gallons):

Maximum Hourly Throughput:	**Maximum Annual Throughput:**	**Maximum Operating Schedule:**
See Potential Emissions estimation method		8760

Fuel Usage Data **(fill out all applicable fields)**

Does this emission unit combust fuel? ___ Yes ___X No	**If yes, is it?** ___ Indirect Fired ___ Direct Fired
Maximum design heat input and/or maximum horsepower rating:	**Type and Btu/hr rating of burners:**

List the primary fuel type(s) and if applicable, the secondary fuel type(s). For each fuel type listed, provide the maximum hourly and annual fuel usage for each.

Describe each fuel expected to be used during the term of the permit.

Fuel Type	Max. Sulfur Content	Max. Ash Content	BTU Value

Emissions Data ***C-435***

Criteria Pollutants	Potential Emissions	
	PPH	TPY
Carbon Monoxide (CO)		
Nitrogen Oxides (NO_X)		
Lead (Pb)		
Particulate Matter ($PM_{2.5}$)		
Particulate Matter (PM_{10})		
Total Particulate Matter (TSP)		
Sulfur Dioxide (SO_2)		
Volatile Organic Compounds (VOC)		

Hazardous Air Pollutants	Potential Emissions	
	PPH	TPY

Regulated Pollutants other than Criteria and HAP	Potential Emissions	
	PPH	TPY

List the method(s) used to calculate the potential emissions (include dates of any stack tests conducted, versions of software used, source and dates of emission factors, etc.).

Emissions from this Emission Group are assigned to the major emitting process equipment. Emissions are calculated assuming 8760 hours of operation for most equipment. Emergency equipment emissions are based on 500 hours per year. Highest emitting products were chosen for each emission group, utilizing MON MACT standard batch requirements when appropriate. For tanks the highest throughput in the last three years was increased three times. This was the basis for the PTE. Emissions were calculated using ChemCAD, Essential EHS, Emission Master and/or other appropriate emission estimation models or calculation methodologies (USEPA's TANKS 4.0, WATER9, etc.). Methods take into account stack test results as appropriate.

Applicable Requirements ***C-435***

List all applicable requirements for this emission unit. For each applicable requirement, include the underlying rule/regulation citation and/or construction permit with the condition number. (*Note: Title V permit condition numbers alone are not the underlying applicable requirements*). If an emission limit is calculated based on the type of source and design capacity or if a standard is based on a design parameter, this information should also be included.

Emission Limits - 4.1.1, 4.1.20, 4.1.21, 4.1.22, ; 45CSR13 Permit R13-2338 4.1.1, ; 45CSR34, ; 40CFR63 Subpart FFFF,

Opacity Limits - NA

Operational Limits - 4.1.4, 4.1.23, 4.1.24, 4.1.25, 4.1.26, ; 45CSR13 Permit R13-2338 4.1.4,; 45CSR34 , ; 40CFR63 Subpart FFFF,

X Permit Shield

For all applicable requirements listed above, provide monitoring/testing/recordkeeping/reporting which shall be used to demonstrate compliance. If the method is based on a permit or rule, include the condition number or citation. (Note: Each requirement listed above must have an associated method of demonstrating compliance. If there is not already a required method in place, then a method must be proposed.)

Emission Limits - 4.1.7, 4.5.1, 4.4.3, 4.4.4; 45CSR13 Permit R13-2338 4.1.7, 4.5.1, 4.4.4, 4.4.5;

Opacity Limits - NA;

Operational Limits - 4.5.5,4.5.3, 4.1.10, ; 45CSR13 Permit R13-2338 4.1.22,4.5.3, 4.5.5, ; 45CSR34,; 40CFR63 Subpart FFFF,

Are you in compliance with all applicable requirements for this emission unit? X Yes ___No

If no, complete the **Schedule of Compliance Form** as **ATTACHMENT F**.

ATTACHMENT E - Emission Unit Form

Emission Unit Description		*Emission Group 130*
Emission unit ID number: C-436	**Emission unit name:** Blower	**List any control devices associated with this emission unit:** S-197
Provide a description of the emission unit (type, method of operation, design parameters, etc.): Blower		
Manufacturer: In House	**Model number:** NA	**Serial number:** NA
Construction date:	**Installation date:**	**Modification date(s):**
Design Capacity (examples: furnaces - tons/hr, tanks - gallons):		
Maximum Hourly Throughput: See Potential Emissions estimation method	**Maximum Annual Throughput:**	**Maximum Operating Schedule:** 8760
Fuel Usage Data **(fill out all applicable fields)**		
Does this emission unit combust fuel? ___ Yes ___X No		**If yes, is it?** ___ Indirect Fired ___ Direct Fired
Maximum design heat input and/or maximum horsepower rating:		**Type and Btu/hr rating of burners:**
List the primary fuel type(s) and if applicable, the secondary fuel type(s). For each fuel type listed, provide the maximum hourly and annual fuel usage for each.		

Describe each fuel expected to be used during the term of the permit.

Fuel Type	Max. Sulfur Content	Max. Ash Content	BTU Value

Emissions Data ***C-436***

Criteria Pollutants	Potential Emissions	
	PPH	TPY
Carbon Monoxide (CO)		
Nitrogen Oxides (NO_X)		
Lead (Pb)		
Particulate Matter ($PM_{2.5}$)		
Particulate Matter (PM_{10})		
Total Particulate Matter (TSP)		
Sulfur Dioxide (SO_2)		
Volatile Organic Compounds (VOC)		

Hazardous Air Pollutants	Potential Emissions	
	PPH	TPY

Regulated Pollutants other than Criteria and HAP	Potential Emissions	
	PPH	TPY

List the method(s) used to calculate the potential emissions (include dates of any stack tests conducted, versions of software used, source and dates of emission factors, etc.).

Emissions from this Emission Group are assigned to the major emitting process equipment. Emissions are calculated assuming 8760 hours of operation for most equipment. Emergency equipment emissions are based on 500 hours per year. Highest emitting products were chosen for each emission group, utilizing MON MACT standard batch requirements when appropriate. For tanks the highest throughput in the last three years was increased three times. This was the basis for the PTE. Emissions were calculated using ChemCAD, Essential EHS, Emission Master and/or other appropriate emission estimation models or calculation methodologies (USEPA's TANKS 4.0, WATER9, etc.). Methods take into account stack test results as appropriate.

Applicable Requirements ***C-436***

List all applicable requirements for this emission unit. For each applicable requirement, include the underlying rule/regulation citation and/or construction permit with the condition number. (*Note: Title V permit condition numbers alone are not the underlying applicable requirements*). If an emission limit is calculated based on the type of source and design capacity or if a standard is based on a design parameter, this information should also be included.

Emission Limits - 4.1.1, 4.1.20, 4.1.21, 4.1.22, ; 45CSR13 Permit R13-2338 4.1.1, ; 45CSR34, ; 40CFR63 Subpart FFFF,

Opacity Limits - NA

Operational Limits - 4.1.4, 4.1.23, 4.1.24, 4.1.25, 4.1.26, ; 45CSR13 Permit R13-2338 4.1.4,; 45CSR34 , ; 40CFR63 Subpart FFFF,

X Permit Shield

For all applicable requirements listed above, provide monitoring/testing/recordkeeping/reporting which shall be used to demonstrate compliance. If the method is based on a permit or rule, include the condition number or citation. (Note: Each requirement listed above must have an associated method of demonstrating compliance. If there is not already a required method in place, then a method must be proposed.)

Emission Limits - 4.1.7, 4.5.1, 4.4.3, 4.4.4; 45CSR13 Permit R13-2338 4.1.7, 4.5.1, 4.4.4, 4.4.5;

Opacity Limits - NA;

Operational Limits - 4.5.5,4.5.3, 4.1.10, ; 45CSR13 Permit R13-2338 4.1.22,4.5.3, 4.5.5, ; 45CSR34,; 40CFR63 Subpart FFFF,

Are you in compliance with all applicable requirements for this emission unit? X Yes ___No

If no, complete the **Schedule of Compliance Form** as **ATTACHMENT F**.

ATTACHMENT E - Emission Unit Form

Emission Unit Description		*Emission Group 130*
Emission unit ID number: C-437	**Emission unit name:** Blower	**List any control devices associated with this emission unit:** S-197
Provide a description of the emission unit (type, method of operation, design parameters, etc.): Blower		
Manufacturer: In House	**Model number:** NA	**Serial number:** NA
Construction date:	**Installation date:**	**Modification date(s):**
Design Capacity (examples: furnaces - tons/hr, tanks - gallons):		
Maximum Hourly Throughput: See Potential Emissions estimation method	**Maximum Annual Throughput:**	**Maximum Operating Schedule:** 8760
Fuel Usage Data **(fill out all applicable fields)**		
Does this emission unit combust fuel? ___ Yes ___X No		**If yes, is it?** ___ Indirect Fired ___ Direct Fired
Maximum design heat input and/or maximum horsepower rating:		**Type and Btu/hr rating of burners:**
List the primary fuel type(s) and if applicable, the secondary fuel type(s). For each fuel type listed, provide the maximum hourly and annual fuel usage for each.		

Describe each fuel expected to be used during the term of the permit.

Fuel Type	Max. Sulfur Content	Max. Ash Content	BTU Value

Emissions Data ***C-437***

Criteria Pollutants	Potential Emissions	
	PPH	TPY
Carbon Monoxide (CO)		
Nitrogen Oxides (NO_X)		
Lead (Pb)		
Particulate Matter ($PM_{2.5}$)		
Particulate Matter (PM_{10})		
Total Particulate Matter (TSP)		
Sulfur Dioxide (SO_2)		
Volatile Organic Compounds (VOC)		

Hazardous Air Pollutants	Potential Emissions	
	PPH	TPY

Regulated Pollutants other than Criteria and HAP	Potential Emissions	
	PPH	TPY

List the method(s) used to calculate the potential emissions (include dates of any stack tests conducted, versions of software used, source and dates of emission factors, etc.).

Emissions from this Emission Group are assigned to the major emitting process equipment. Emissions are calculated assuming 8760 hours of operation for most equipment. Emergency equipment emissions are based on 500 hours per year. Highest emitting products were chosen for each emission group, utilizing MON MACT standard batch requirements when appropriate. For tanks the highest throughput in the last three years was increased three times. This was the basis for the PTE. Emissions were calculated using ChemCAD, Essential EHS, Emission Master and/or other appropriate emission estimation models or calculation methodologies (USEPA's TANKS 4.0, WATER9, etc.). Methods take into account stack test results as appropriate.

Applicable Requirements ***C-437***

List all applicable requirements for this emission unit. For each applicable requirement, include the underlying rule/regulation citation and/or construction permit with the condition number. (*Note: Title V permit condition numbers alone are not the underlying applicable requirements*). If an emission limit is calculated based on the type of source and design capacity or if a standard is based on a design parameter, this information should also be included.

Emission Limits - 4.1.1, 4.1.20, 4.1.21, 4.1.22, ; 45CSR13 Permit R13-2338 4.1.1, ; 45CSR34, ; 40CFR63 Subpart FFFF,

Opacity Limits - NA

Operational Limits - 4.1.4, 4.1.23, 4.1.24, 4.1.25, 4.1.26, ; 45CSR13 Permit R13-2338 4.1.4,; 45CSR34 , ; 40CFR63 Subpart FFFF,

X Permit Shield

For all applicable requirements listed above, provide monitoring/testing/recordkeeping/reporting which shall be used to demonstrate compliance. If the method is based on a permit or rule, include the condition number or citation. (Note: Each requirement listed above must have an associated method of demonstrating compliance. If there is not already a required method in place, then a method must be proposed.)

Emission Limits - 4.1.7, 4.5.1, 4.4.3, 4.4.4; 45CSR13 Permit R13-2338 4.1.7, 4.5.1, 4.4.4, 4.4.5;

Opacity Limits - NA;

Operational Limits - 4.5.5,4.5.3, 4.1.10, ; 45CSR13 Permit R13-2338 4.1.22,4.5.3, 4.5.5, ; 45CSR34,; 40CFR63 Subpart FFFF,

Are you in compliance with all applicable requirements for this emission unit? X Yes ___No

If no, complete the **Schedule of Compliance Form** as **ATTACHMENT F**.

ATTACHMENT E - Emission Unit Form

Emission Unit Description		*Emission Group 130*
Emission unit ID number: C-555	**Emission unit name:** Compressor	**List any control devices associated with this emission unit:** S-196
Provide a description of the emission unit (type, method of operation, design parameters, etc.): Compressor		
Manufacturer: In House	**Model number:** NA	**Serial number:** NA
Construction date:	**Installation date:**	**Modification date(s):**
Design Capacity (examples: furnaces - tons/hr, tanks - gallons):		
Maximum Hourly Throughput: See Potential Emissions estimation method	**Maximum Annual Throughput:**	**Maximum Operating Schedule:** 8760
Fuel Usage Data **(fill out all applicable fields)**		
Does this emission unit combust fuel? ___ Yes ___X No		**If yes, is it?** ___ Indirect Fired ___ Direct Fired
Maximum design heat input and/or maximum horsepower rating:		**Type and Btu/hr rating of burners:**
List the primary fuel type(s) and if applicable, the secondary fuel type(s). For each fuel type listed, provide the maximum hourly and annual fuel usage for each.		

Describe each fuel expected to be used during the term of the permit.

Fuel Type	Max. Sulfur Content	Max. Ash Content	BTU Value

Emissions Data	***C-555***	
Criteria Pollutants	Potential Emissions	
	PPH	TPY
Carbon Monoxide (CO)		
Nitrogen Oxides (NO_X)		
Lead (Pb)		
Particulate Matter ($PM_{2.5}$)		
Particulate Matter (PM_{10})		
Total Particulate Matter (TSP)		
Sulfur Dioxide (SO_2)		
Volatile Organic Compounds (VOC)		
Hazardous Air Pollutants	Potential Emissions	
	PPH	TPY
Regulated Pollutants other than Criteria and HAP	Potential Emissions	
	PPH	TPY

List the method(s) used to calculate the potential emissions (include dates of any stack tests conducted, versions of software used, source and dates of emission factors, etc.).

Emissions from this Emission Group are assigned to the major emitting process equipment. Emissions are calculated assuming 8760 hours of operation for most equipment. Emergency equipment emissions are based on 500 hours per year. Highest emitting products were chosen for each emission group, utilizing MON MACT standard batch requirements when appropriate. For tanks the highest throughput in the last three years was increased three times. This was the basis for the PTE. Emissions were calculated using ChemCAD, Essential EHS, Emission Master and/or other appropriate emission estimation models or calculation methodologies (USEPA's TANKS 4.0, WATER9, etc.). Methods take into account stack test results as appropriate.

Applicable Requirements ***C-555***

List all applicable requirements for this emission unit. For each applicable requirement, include the underlying rule/regulation citation and/or construction permit with the condition number. (*Note: Title V permit condition numbers alone are not the underlying applicable requirements*). If an emission limit is calculated based on the type of source and design capacity or if a standard is based on a design parameter, this information should also be included.

Emission Limits - 4.1.1, 4.1.20, 4.1.21, 4.1.22, ; 45CSR13 Permit R13-2338 4.1.1, ; 45CSR34, ; 40CFR63 Subpart FFFF,

Opacity Limits - NA

Operational Limits - 4.1.4, 4.1.23, 4.1.24, 4.1.25, 4.1.26, ; 45CSR13 Permit R13-2338 4.1.4,; 45CSR34 , ; 40CFR63 Subpart FFFF,

X Permit Shield

For all applicable requirements listed above, provide monitoring/testing/recordkeeping/reporting which shall be used to demonstrate compliance. If the method is based on a permit or rule, include the condition number or citation. (Note: Each requirement listed above must have an associated method of demonstrating compliance. If there is not already a required method in place, then a method must be proposed.)

Emission Limits - 4.1.7, 4.5.1, 4.4.3, 4.4.4; 45CSR13 Permit R13-2338 4.1.7, 4.5.1, 4.4.4, 4.4.5;

Opacity Limits - NA;

Operational Limits - 4.5.5,4.5.3, 4.1.10, ; 45CSR13 Permit R13-2338 4.1.22,4.5.3, 4.5.5, ; 45CSR34,; 40CFR63 Subpart FFFF,

Are you in compliance with all applicable requirements for this emission unit? X Yes ___No

If no, complete the **Schedule of Compliance Form** as **ATTACHMENT F**.

ATTACHMENT E - Emission Unit Form

Emission Unit Description		*Emission Group 130*
Emission unit ID number: C-556	**Emission unit name:** Compressor	**List any control devices associated with this emission unit:** S-196
Provide a description of the emission unit (type, method of operation, design parameters, etc.): Compressor		
Manufacturer: In House	**Model number:** NA	**Serial number:** NA
Construction date:	**Installation date:**	**Modification date(s):**
Design Capacity (examples: furnaces - tons/hr, tanks - gallons):		
Maximum Hourly Throughput: See Potential Emissions estimation method	**Maximum Annual Throughput:**	**Maximum Operating Schedule:** 8760
Fuel Usage Data **(fill out all applicable fields)**		
Does this emission unit combust fuel? ___ Yes ___X No		**If yes, is it?** ___ Indirect Fired ___ Direct Fired
Maximum design heat input and/or maximum horsepower rating:		**Type and Btu/hr rating of burners:**
List the primary fuel type(s) and if applicable, the secondary fuel type(s). For each fuel type listed, provide the maximum hourly and annual fuel usage for each.		

Describe each fuel expected to be used during the term of the permit.

Fuel Type	Max. Sulfur Content	Max. Ash Content	BTU Value

Emissions Data	***C-556***	
Criteria Pollutants	Potential Emissions	
	PPH	TPY
Carbon Monoxide (CO)		
Nitrogen Oxides (NO_X)		
Lead (Pb)		
Particulate Matter ($PM_{2.5}$)		
Particulate Matter (PM_{10})		
Total Particulate Matter (TSP)		
Sulfur Dioxide (SO_2)		
Volatile Organic Compounds (VOC)		
Hazardous Air Pollutants	Potential Emissions	
	PPH	TPY
Regulated Pollutants other than Criteria and HAP	Potential Emissions	
	PPH	TPY

List the method(s) used to calculate the potential emissions (include dates of any stack tests conducted, versions of software used, source and dates of emission factors, etc.).

Emissions from this Emission Group are assigned to the major emitting process equipment. Emissions are calculated assuming 8760 hours of operation for most equipment. Emergency equipment emissions are based on 500 hours per year. Highest emitting products were chosen for each emission group, utilizing MON MACT standard batch requirements when appropriate. For tanks the highest throughput in the last three years was increased three times. This was the basis for the PTE. Emissions were calculated using ChemCAD, Essential EHS, Emission Master and/or other appropriate emission estimation models or calculation methodologies (USEPA's TANKS 4.0, WATER9, etc.). Methods take into account stack test results as appropriate.

Applicable Requirements ***C-556***

List all applicable requirements for this emission unit. For each applicable requirement, include the underlying rule/regulation citation and/or construction permit with the condition number. (*Note: Title V permit condition numbers alone are not the underlying applicable requirements*). If an emission limit is calculated based on the type of source and design capacity or if a standard is based on a design parameter, this information should also be included.

Emission Limits - 4.1.1, 4.1.20, 4.1.21, 4.1.22, ; 45CSR13 Permit R13-2338 4.1.1, ; 45CSR34, ; 40CFR63 Subpart FFFF,

Opacity Limits - NA

Operational Limits - 4.1.4, 4.1.23, 4.1.24, 4.1.25, 4.1.26, ; 45CSR13 Permit R13-2338 4.1.4,; 45CSR34 , ; 40CFR63 Subpart FFFF,

X Permit Shield

For all applicable requirements listed above, provide monitoring/testing/recordkeeping/reporting which shall be used to demonstrate compliance. If the method is based on a permit or rule, include the condition number or citation. (Note: Each requirement listed above must have an associated method of demonstrating compliance. If there is not already a required method in place, then a method must be proposed.)

Emission Limits - 4.1.7, 4.5.1, 4.4.3, 4.4.4; 45CSR13 Permit R13-2338 4.1.7, 4.5.1, 4.4.4, 4.4.5;

Opacity Limits - NA;

Operational Limits - 4.5.5,4.5.3, 4.1.10, ; 45CSR13 Permit R13-2338 4.1.22,4.5.3, 4.5.5, ; 45CSR34,; 40CFR63 Subpart FFFF,

Are you in compliance with all applicable requirements for this emission unit? X Yes ___No

If no, complete the **Schedule of Compliance Form** as **ATTACHMENT F**.

ATTACHMENT E - Emission Unit Form

Emission Unit Description		*Emission Group 130*
Emission unit ID number: E-1180	**Emission unit name:** Dryer	**List any control devices associated with this emission unit:** S-197
Provide a description of the emission unit (type, method of operation, design parameters, etc.): Dryer		
Manufacturer: In House	**Model number:** NA	**Serial number:** NA
Construction date:	**Installation date:**	**Modification date(s):**
Design Capacity (examples: furnaces - tons/hr, tanks - gallons):		
Maximum Hourly Throughput: See Potential Emissions estimation method	**Maximum Annual Throughput:**	**Maximum Operating Schedule:** 8760
Fuel Usage Data **(fill out all applicable fields)**		
Does this emission unit combust fuel? ___ Yes ___X No		**If yes, is it?** ___ Indirect Fired ___ Direct Fired
Maximum design heat input and/or maximum horsepower rating:		**Type and Btu/hr rating of burners:**
List the primary fuel type(s) and if applicable, the secondary fuel type(s). For each fuel type listed, provide the maximum hourly and annual fuel usage for each.		

Describe each fuel expected to be used during the term of the permit.

Fuel Type	Max. Sulfur Content	Max. Ash Content	BTU Value

Emissions Data ***E-1180***

Criteria Pollutants	Potential Emissions	
	PPH	TPY
Carbon Monoxide (CO)		
Nitrogen Oxides (NO_X)		
Lead (Pb)		
Particulate Matter ($PM_{2.5}$)		
Particulate Matter (PM_{10})		
Total Particulate Matter (TSP)		
Sulfur Dioxide (SO_2)		
Volatile Organic Compounds (VOC)		

Hazardous Air Pollutants	Potential Emissions	
	PPH	TPY

Regulated Pollutants other than Criteria and HAP	Potential Emissions	
	PPH	TPY

List the method(s) used to calculate the potential emissions (include dates of any stack tests conducted, versions of software used, source and dates of emission factors, etc.).

Emissions from this Emission Group are assigned to the major emitting process equipment. Emissions are calculated assuming 8760 hours of operation for most equipment. Emergency equipment emissions are based on 500 hours per year. Highest emitting products were chosen for each emission group, utilizing MON MACT standard batch requirements when appropriate. For tanks the highest throughput in the last three years was increased three times. This was the basis for the PTE. Emissions were calculated using ChemCAD, Essential EHS, Emission Master and/or other appropriate emission estimation models or calculation methodologies (USEPA's TANKS 4.0, WATER9, etc.). Methods take into account stack test results as appropriate.

Applicable Requirements ***E-1180***

List all applicable requirements for this emission unit. For each applicable requirement, include the underlying rule/regulation citation and/or construction permit with the condition number. (*Note: Title V permit condition numbers alone are not the underlying applicable requirements*). If an emission limit is calculated based on the type of source and design capacity or if a standard is based on a design parameter, this information should also be included.

Emission Limits - 4.1.1, 4.1.20, 4.1.21, 4.1.22, 4.3.6, ; 45CSR13 Permit R13-2338 4.1.1, 4.3.6, ; 45CSR34, 45CSR16, ; 40CFR63 Subpart FFFF, 40CFR60.8,

Opacity Limits - NA

Operational Limits - 4.1.4, 4.1.16, 4.1.17, 4.1.18, 4.1.23, 4.1.24, 4.1.25, 4.1.26, ; 45CSR13 Permit R13-2338 4.1.4,4.1.18, ; 45CSR16 , 45CSR34 , ; 40CFR60 Subpart NNN, 40CFR63 Subpart FFFF,

X Permit Shield

For all applicable requirements listed above, provide monitoring/testing/recordkeeping/reporting which shall be used to demonstrate compliance. If the method is based on a permit or rule, include the condition number or citation. (Note: Each requirement listed above must have an associated method of demonstrating compliance. If there is not already a required method in place, then a method must be proposed.)

Emission Limits - 4.1.7, 4.5.1, 4.4.3, 4.4.4; 45CSR13 Permit R13-2338 4.1.7, 4.5.1, 4.4.4, 4.4.5;

Opacity Limits - NA;

Operational Limits - 4.5.5,4.5.3, 4.1.10, ; 45CSR13 Permit R13-2338 4.1.22,4.5.3, 4.5.5, ; 45CSR§34 ,, ; 40CFR§63 Subpart FFFF,

Are you in compliance with all applicable requirements for this emission unit? X Yes ___No

If no, complete the **Schedule of Compliance Form** as **ATTACHMENT F**.

ATTACHMENT E - Emission Unit Form

Emission Unit Description		*Emission Group 130*
Emission unit ID number: E-1181	**Emission unit name:** Dryer	**List any control devices associated with this emission unit:** S-197

Provide a description of the emission unit (type, method of operation, design parameters, etc.):

Dryer

Manufacturer: In House	**Model number:** NA	**Serial number:** NA
Construction date:	**Installation date:**	**Modification date(s):**

Design Capacity (examples: furnaces - tons/hr, tanks - gallons):

Maximum Hourly Throughput: See Potential Emissions estimation method	**Maximum Annual Throughput:**	**Maximum Operating Schedule:** 8760

Fuel Usage Data **(fill out all applicable fields)**

Does this emission unit combust fuel? ___ Yes ___X No	**If yes, is it?** ___ Indirect Fired ___ Direct Fired
Maximum design heat input and/or maximum horsepower rating:	**Type and Btu/hr rating of burners:**

List the primary fuel type(s) and if applicable, the secondary fuel type(s). For each fuel type listed, provide the maximum hourly and annual fuel usage for each.

Describe each fuel expected to be used during the term of the permit.

Fuel Type	Max. Sulfur Content	Max. Ash Content	BTU Value

Emissions Data ***E-1181***

Criteria Pollutants	Potential Emissions	
	PPH	TPY
Carbon Monoxide (CO)		
Nitrogen Oxides (NO_X)		
Lead (Pb)		
Particulate Matter ($PM_{2.5}$)		
Particulate Matter (PM_{10})		
Total Particulate Matter (TSP)		
Sulfur Dioxide (SO_2)		
Volatile Organic Compounds (VOC)		

Hazardous Air Pollutants	Potential Emissions	
	PPH	TPY

Regulated Pollutants other than Criteria and HAP	Potential Emissions	
	PPH	TPY

List the method(s) used to calculate the potential emissions (include dates of any stack tests conducted, versions of software used, source and dates of emission factors, etc.).

Emissions from this Emission Group are assigned to the major emitting process equipment. Emissions are calculated assuming 8760 hours of operation for most equipment. Emergency equipment emissions are based on 500 hours per year. Highest emitting products were chosen for each emission group, utilizing MON MACT standard batch requirements when appropriate. For tanks the highest throughput in the last three years was increased three times. This was the basis for the PTE. Emissions were calculated using ChemCAD, Essential EHS, Emission Master and/or other appropriate emission estimation models or calculation methodologies (USEPA's TANKS 4.0, WATER9, etc.). Methods take into account stack test results as appropriate.

Applicable Requirements ***E-1181***

List all applicable requirements for this emission unit. For each applicable requirement, include the underlying rule/regulation citation and/or construction permit with the condition number. (*Note: Title V permit condition numbers alone are not the underlying applicable requirements*). If an emission limit is calculated based on the type of source and design capacity or if a standard is based on a design parameter, this information should also be included.

Emission Limits - 4.1.1, 4.1.20, 4.1.21, 4.1.22, 4.3.6, ; 45CSR13 Permit R13-2338 4.1.1, 4.3.6, ; 45CSR34, 45CSR16, ; 40CFR63 Subpart FFFF, 40CFR60.8,

Opacity Limits - NA

Operational Limits - 4.1.4, 4.1.16, 4.1.17, 4.1.18, 4.1.23, 4.1.24, 4.1.25, 4.1.26, ; 45CSR13 Permit R13-2338 4.1.4,4.1.18, ; 45CSR16 , 45CSR34 , ; 40CFR60 Subpart NNN, 40CFR63 Subpart FFFF,

X Permit Shield

For all applicable requirements listed above, provide monitoring/testing/recordkeeping/reporting which shall be used to demonstrate compliance. If the method is based on a permit or rule, include the condition number or citation. (Note: Each requirement listed above must have an associated method of demonstrating compliance. If there is not already a required method in place, then a method must be proposed.)

Emission Limits - 4.1.7, 4.5.1, 4.4.3, 4.4.4; 45CSR13 Permit R13-2338 4.1.7, 4.5.1, 4.4.4, 4.4.5;

Opacity Limits - NA;

Operational Limits - 4.5.5,4.5.3, 4.1.10, ; 45CSR13 Permit R13-2338 4.1.22,4.5.3, 4.5.5, ; 45CSR§34 ,, ; 40CFR§63 Subpart FFFF,

Are you in compliance with all applicable requirements for this emission unit? X Yes ___No

If no, complete the **Schedule of Compliance Form** as **ATTACHMENT F**.

ATTACHMENT E - Emission Unit Form

Emission Unit Description		*Emission Group 130*
Emission unit ID number: E-1201	**Emission unit name:** Dryer	**List any control devices associated with this emission unit:** S-196
Provide a description of the emission unit (type, method of operation, design parameters, etc.): Dryer		
Manufacturer: In House	**Model number:** NA	**Serial number:** NA
Construction date:	**Installation date:**	**Modification date(s):**
Design Capacity (examples: furnaces - tons/hr, tanks - gallons):		
Maximum Hourly Throughput: See Potential Emissions estimation method	**Maximum Annual Throughput:**	**Maximum Operating Schedule:** 8760
Fuel Usage Data **(fill out all applicable fields)**		
Does this emission unit combust fuel? ___ Yes ___X No		**If yes, is it?** ___ Indirect Fired ___ Direct Fired
Maximum design heat input and/or maximum horsepower rating:		**Type and Btu/hr rating of burners:**
List the primary fuel type(s) and if applicable, the secondary fuel type(s). For each fuel type listed, provide the maximum hourly and annual fuel usage for each.		

Describe each fuel expected to be used during the term of the permit.

Fuel Type	Max. Sulfur Content	Max. Ash Content	BTU Value

Emissions Data	***E-1201***	
Criteria Pollutants	Potential Emissions	
	PPH	TPY
Carbon Monoxide (CO)		
Nitrogen Oxides (NO_X)		
Lead (Pb)		
Particulate Matter ($PM_{2.5}$)		
Particulate Matter (PM_{10})		
Total Particulate Matter (TSP)		
Sulfur Dioxide (SO_2)		
Volatile Organic Compounds (VOC)		
Hazardous Air Pollutants	Potential Emissions	
	PPH	TPY
Regulated Pollutants other than Criteria and HAP	Potential Emissions	
	PPH	TPY

List the method(s) used to calculate the potential emissions (include dates of any stack tests conducted, versions of software used, source and dates of emission factors, etc.).

Emissions from this Emission Group are assigned to the major emitting process equipment. Emissions are calculated assuming 8760 hours of operation for most equipment. Emergency equipment emissions are based on 500 hours per year. Highest emitting products were chosen for each emission group, utilizing MON MACT standard batch requirements when appropriate. For tanks the highest throughput in the last three years was increased three times. This was the basis for the PTE. Emissions were calculated using ChemCAD, Essential EHS, Emission Master and/or other appropriate emission estimation models or calculation methodologies (USEPA's TANKS 4.0, WATER9, etc.). Methods take into account stack test results as appropriate.

Applicable Requirements ***E-1201***

List all applicable requirements for this emission unit. For each applicable requirement, include the underlying rule/regulation citation and/or construction permit with the condition number. (*Note: Title V permit condition numbers alone are not the underlying applicable requirements*). If an emission limit is calculated based on the type of source and design capacity or if a standard is based on a design parameter, this information should also be included.

Emission Limits - 4.1.1, 4.1.20, 4.1.21, 4.1.22, 4.3.6, ; 45CSR13 Permit R13-2338 4.1.1, 4.3.6, ; 45CSR34, 45CSR16, ; 40CFR63 Subpart FFFF, 40CFR60.8,

Opacity Limits - NA

Operational Limits - 4.1.4, 4.1.16, 4.1.17, 4.1.18, 4.1.23, 4.1.24, 4.1.25, 4.1.26, ; 45CSR13 Permit R13-2338 4.1.4,4.1.18, ; 45CSR16 , 45CSR34 , ; 40CFR60 Subpart NNN, 40CFR63 Subpart FFFF,

X Permit Shield

For all applicable requirements listed above, provide monitoring/testing/recordkeeping/reporting which shall be used to demonstrate compliance. If the method is based on a permit or rule, include the condition number or citation. (Note: Each requirement listed above must have an associated method of demonstrating compliance. If there is not already a required method in place, then a method must be proposed.)

Emission Limits - 4.1.7, 4.5.1, 4.4.3, 4.4.4; 45CSR13 Permit R13-2338 4.1.7, 4.5.1, 4.4.4, 4.4.5;

Opacity Limits - NA;

Operational Limits - 4.5.5,4.5.3, 4.1.10, ; 45CSR13 Permit R13-2338 4.1.22,4.5.3, 4.5.5, ; 45CSR§34 ,, ; 40CFR§63 Subpart FFFF,

Are you in compliance with all applicable requirements for this emission unit? X Yes ___No

If no, complete the **Schedule of Compliance Form** as **ATTACHMENT F**.

ATTACHMENT E - Emission Unit Form

Emission Unit Description		*Emission Group 130*
Emission unit ID number: R-63	**Emission unit name:** Reactor	**List any control devices associated with this emission unit:** S-197
Provide a description of the emission unit (type, method of operation, design parameters, etc.): Reactor		
Manufacturer: In House	**Model number:** NA	**Serial number:** NA
Construction date:	**Installation date:**	**Modification date(s):**
Design Capacity (examples: furnaces - tons/hr, tanks - gallons):		
Maximum Hourly Throughput: See Potential Emissions estimation method	**Maximum Annual Throughput:**	**Maximum Operating Schedule:** 8760
Fuel Usage Data **(fill out all applicable fields)**		
Does this emission unit combust fuel? ___ Yes ___X No		**If yes, is it?** ___ Indirect Fired ___ Direct Fired
Maximum design heat input and/or maximum horsepower rating:		**Type and Btu/hr rating of burners:**
List the primary fuel type(s) and if applicable, the secondary fuel type(s). For each fuel type listed, provide the maximum hourly and annual fuel usage for each.		

Describe each fuel expected to be used during the term of the permit.

Fuel Type	Max. Sulfur Content	Max. Ash Content	BTU Value

Emissions Data ***R-63***

Criteria Pollutants	Potential Emissions	
	PPH	TPY
Carbon Monoxide (CO)		
Nitrogen Oxides (NO_X)		
Lead (Pb)		
Particulate Matter ($PM_{2.5}$)		
Particulate Matter (PM_{10})		
Total Particulate Matter (TSP)		
Sulfur Dioxide (SO_2)		
Volatile Organic Compounds (VOC)		

Hazardous Air Pollutants	Potential Emissions	
	PPH	TPY

Regulated Pollutants other than Criteria and HAP	Potential Emissions	
	PPH	TPY

List the method(s) used to calculate the potential emissions (include dates of any stack tests conducted, versions of software used, source and dates of emission factors, etc.).

Emissions from this Emission Group are assigned to the major emitting process equipment. Emissions are calculated assuming 8760 hours of operation for most equipment. Emergency equipment emissions are based on 500 hours per year. Highest emitting products were chosen for each emission group, utilizing MON MACT standard batch requirements when appropriate. For tanks the highest throughput in the last three years was increased three times. This was the basis for the PTE. Emissions were calculated using ChemCAD, Essential EHS, Emission Master and/or other appropriate emission estimation models or calculation methodologies (USEPA's TANKS 4.0, WATER9, etc.). Methods take into account stack test results as appropriate.

Applicable Requirements ***R-63***

List all applicable requirements for this emission unit. For each applicable requirement, include the underlying rule/regulation citation and/or construction permit with the condition number. (*Note: Title V permit condition numbers alone are not the underlying applicable requirements*). If an emission limit is calculated based on the type of source and design capacity or if a standard is based on a design parameter, this information should also be included.

Emission Limits - 4.1.1, 4.1.20, 4.1.21, 4.1.22, ; 45CSR13 Permit R13-2338 4.1.1, ; 45CSR34, ; 40CFR63 Subpart FFFF,

Opacity Limits - NA

Operational Limits - 4.1.4, 4.1.23, 4.1.24, 4.1.25, 4.1.26, ; 45CSR13 Permit R13-2338 4.1.4,; 45CSR34 , ; 40CFR63 Subpart FFFF,

X Permit Shield

For all applicable requirements listed above, provide monitoring/testing/recordkeeping/reporting which shall be used to demonstrate compliance. If the method is based on a permit or rule, include the condition number or citation. (Note: Each requirement listed above must have an associated method of demonstrating compliance. If there is not already a required method in place, then a method must be proposed.)

Emission Limits - 4.1.7, 4.5.1, 4.4.3, 4.4.4; 45CSR13 Permit R13-2338 4.1.7, 4.5.1, 4.4.4, 4.4.5;

Opacity Limits - NA;

Operational Limits - 4.5.5,4.5.3, 4.1.10, ; 45CSR13 Permit R13-2338 4.1.22,4.5.3, 4.5.5, ; 45CSR34,; 40CFR63 Subpart FFFF,

Are you in compliance with all applicable requirements for this emission unit? X Yes ___No

If no, complete the **Schedule of Compliance Form** as **ATTACHMENT F**.

ATTACHMENT E - Emission Unit Form

Emission Unit Description		*Emission Group 130*
Emission unit ID number: R-64	**Emission unit name:** Reactor	**List any control devices associated with this emission unit:** S-197

Provide a description of the emission unit (type, method of operation, design parameters, etc.):

Reactor

Manufacturer:	**Model number:**	**Serial number:**
In House	NA	NA
Construction date:	**Installation date:**	**Modification date(s):**

Design Capacity (examples: furnaces - tons/hr, tanks - gallons):

Maximum Hourly Throughput:	**Maximum Annual Throughput:**	**Maximum Operating Schedule:**
See Potential Emissions estimation method		8760

Fuel Usage Data **(fill out all applicable fields)**

Does this emission unit combust fuel? ___ Yes ___X No	**If yes, is it?** ___ Indirect Fired ___ Direct Fired
Maximum design heat input and/or maximum horsepower rating:	**Type and Btu/hr rating of burners:**

List the primary fuel type(s) and if applicable, the secondary fuel type(s). For each fuel type listed, provide the maximum hourly and annual fuel usage for each.

Describe each fuel expected to be used during the term of the permit.

Fuel Type	Max. Sulfur Content	Max. Ash Content	BTU Value

Emissions Data ***R-64***

Criteria Pollutants	Potential Emissions	
	PPH	TPY
Carbon Monoxide (CO)		
Nitrogen Oxides (NO_X)		
Lead (Pb)		
Particulate Matter ($PM_{2.5}$)		
Particulate Matter (PM_{10})		
Total Particulate Matter (TSP)		
Sulfur Dioxide (SO_2)		
Volatile Organic Compounds (VOC)		

Hazardous Air Pollutants	Potential Emissions	
	PPH	TPY

Regulated Pollutants other than Criteria and HAP	Potential Emissions	
	PPH	TPY

List the method(s) used to calculate the potential emissions (include dates of any stack tests conducted, versions of software used, source and dates of emission factors, etc.).

Emissions from this Emission Group are assigned to the major emitting process equipment. Emissions are calculated assuming 8760 hours of operation for most equipment. Emergency equipment emissions are based on 500 hours per year. Highest emitting products were chosen for each emission group, utilizing MON MACT standard batch requirements when appropriate. For tanks the highest throughput in the last three years was increased three times. This was the basis for the PTE. Emissions were calculated using ChemCAD, Essential EHS, Emission Master and/or other appropriate emission estimation models or calculation methodologies (USEPA's TANKS 4.0, WATER9, etc.). Methods take into account stack test results as appropriate.

Applicable Requirements ***R-64***

List all applicable requirements for this emission unit. For each applicable requirement, include the underlying rule/regulation citation and/or construction permit with the condition number. (*Note: Title V permit condition numbers alone are not the underlying applicable requirements*). If an emission limit is calculated based on the type of source and design capacity or if a standard is based on a design parameter, this information should also be included.

Emission Limits - 4.1.1, 4.1.20, 4.1.21, 4.1.22, ; 45CSR13 Permit R13-2338 4.1.1, ; 45CSR34, ; 40CFR63 Subpart FFFF,

Opacity Limits - NA

Operational Limits - 4.1.4, 4.1.23, 4.1.24, 4.1.25, 4.1.26, ; 45CSR13 Permit R13-2338 4.1.4,; 45CSR34 , ; 40CFR63 Subpart FFFF,

X Permit Shield

For all applicable requirements listed above, provide monitoring/testing/recordkeeping/reporting which shall be used to demonstrate compliance. If the method is based on a permit or rule, include the condition number or citation. (Note: Each requirement listed above must have an associated method of demonstrating compliance. If there is not already a required method in place, then a method must be proposed.)

Emission Limits - 4.1.7, 4.5.1, 4.4.3, 4.4.4; 45CSR13 Permit R13-2338 4.1.7, 4.5.1, 4.4.4, 4.4.5;

Opacity Limits - NA;

Operational Limits - 4.5.5,4.5.3, 4.1.10, ; 45CSR13 Permit R13-2338 4.1.22,4.5.3, 4.5.5, ; 45CSR34,; 40CFR63 Subpart FFFF,

Are you in compliance with all applicable requirements for this emission unit? X Yes ___No

If no, complete the **Schedule of Compliance Form** as **ATTACHMENT F**.

ATTACHMENT E - Emission Unit Form

Emission Unit Description		*Emission Group 130*
Emission unit ID number: R-65	**Emission unit name:** Reactor	**List any control devices associated with this emission unit:** S-197
Provide a description of the emission unit (type, method of operation, design parameters, etc.): Reactor		
Manufacturer: In House	**Model number:** NA	**Serial number:** NA
Construction date:	**Installation date:**	**Modification date(s):**
Design Capacity (examples: furnaces - tons/hr, tanks - gallons):		
Maximum Hourly Throughput: See Potential Emissions estimation method	**Maximum Annual Throughput:**	**Maximum Operating Schedule:** 8760
Fuel Usage Data **(fill out all applicable fields)**		
Does this emission unit combust fuel? ___ Yes ___X No		**If yes, is it?** ___ Indirect Fired ___ Direct Fired
Maximum design heat input and/or maximum horsepower rating:		**Type and Btu/hr rating of burners:**

List the primary fuel type(s) and if applicable, the secondary fuel type(s). For each fuel type listed, provide the maximum hourly and annual fuel usage for each.

Describe each fuel expected to be used during the term of the permit.

Fuel Type	Max. Sulfur Content	Max. Ash Content	BTU Value

Emissions Data ***R-65***

Criteria Pollutants	Potential Emissions	
	PPH	TPY
Carbon Monoxide (CO)		
Nitrogen Oxides (NO_X)		
Lead (Pb)		
Particulate Matter ($PM_{2.5}$)		
Particulate Matter (PM_{10})		
Total Particulate Matter (TSP)		
Sulfur Dioxide (SO_2)		
Volatile Organic Compounds (VOC)		

Hazardous Air Pollutants	Potential Emissions	
	PPH	TPY

Regulated Pollutants other than Criteria and HAP	Potential Emissions	
	PPH	TPY

List the method(s) used to calculate the potential emissions (include dates of any stack tests conducted, versions of software used, source and dates of emission factors, etc.).

Emissions from this Emission Group are assigned to the major emitting process equipment. Emissions are calculated assuming 8760 hours of operation for most equipment. Emergency equipment emissions are based on 500 hours per year. Highest emitting products were chosen for each emission group, utilizing MON MACT standard batch requirements when appropriate. For tanks the highest throughput in the last three years was increased three times. This was the basis for the PTE. Emissions were calculated using ChemCAD, Essential EHS, Emission Master and/or other appropriate emission estimation models or calculation methodologies (USEPA's TANKS 4.0, WATER9, etc.). Methods take into account stack test results as appropriate.

Applicable Requirements ***R-65***

List all applicable requirements for this emission unit. For each applicable requirement, include the underlying rule/regulation citation and/or construction permit with the condition number. (*Note: Title V permit condition numbers alone are not the underlying applicable requirements*). If an emission limit is calculated based on the type of source and design capacity or if a standard is based on a design parameter, this information should also be included.

Emission Limits - 4.1.1, 4.1.20, 4.1.21, 4.1.22, ; 45CSR13 Permit R13-2338 4.1.1, ; 45CSR34, ; 40CFR63 Subpart FFFF,

Opacity Limits - NA

Operational Limits - 4.1.4, 4.1.23, 4.1.24, 4.1.25, 4.1.26, ; 45CSR13 Permit R13-2338 4.1.4,; 45CSR34 , ; 40CFR63 Subpart FFFF,

X Permit Shield

For all applicable requirements listed above, provide monitoring/testing/recordkeeping/reporting which shall be used to demonstrate compliance. If the method is based on a permit or rule, include the condition number or citation. (Note: Each requirement listed above must have an associated method of demonstrating compliance. If there is not already a required method in place, then a method must be proposed.)

Emission Limits - 4.1.7, 4.5.1, 4.4.3, 4.4.4; 45CSR13 Permit R13-2338 4.1.7, 4.5.1, 4.4.4, 4.4.5;

Opacity Limits - NA;

Operational Limits - 4.5.5,4.5.3, 4.1.10, ; 45CSR13 Permit R13-2338 4.1.22,4.5.3, 4.5.5, ; 45CSR34,; 40CFR63 Subpart FFFF,

Are you in compliance with all applicable requirements for this emission unit? X Yes ___No

If no, complete the **Schedule of Compliance Form** as **ATTACHMENT F**.

ATTACHMENT E - Emission Unit Form

Emission Unit Description		*Emission Group 130*
Emission unit ID number: S-193	**Emission unit name:** Distillation Column	**List any control devices associated with this emission unit:** S-197

Provide a description of the emission unit (type, method of operation, design parameters, etc.):

Distillation Column

Manufacturer:	**Model number:**	**Serial number:**
In House	NA	NA
Construction date:	**Installation date:**	**Modification date(s):**

Design Capacity (examples: furnaces - tons/hr, tanks - gallons):

Maximum Hourly Throughput:	**Maximum Annual Throughput:**	**Maximum Operating Schedule:**
See Potential Emissions estimation method		8760

Fuel Usage Data **(fill out all applicable fields)**

Does this emission unit combust fuel? ___ Yes ___X No	**If yes, is it?** ___ Indirect Fired ___ Direct Fired
Maximum design heat input and/or maximum horsepower rating:	**Type and Btu/hr rating of burners:**

List the primary fuel type(s) and if applicable, the secondary fuel type(s). For each fuel type listed, provide the maximum hourly and annual fuel usage for each.

Describe each fuel expected to be used during the term of the permit.

Fuel Type	Max. Sulfur Content	Max. Ash Content	BTU Value

Emissions Data ***S-193***

Criteria Pollutants	Potential Emissions	
	PPH	TPY
Carbon Monoxide (CO)		
Nitrogen Oxides (NO_X)		
Lead (Pb)		
Particulate Matter ($PM_{2.5}$)		
Particulate Matter (PM_{10})		
Total Particulate Matter (TSP)		
Sulfur Dioxide (SO_2)		
Volatile Organic Compounds (VOC)		

Hazardous Air Pollutants	Potential Emissions	
	PPH	TPY

Regulated Pollutants other than Criteria and HAP	Potential Emissions	
	PPH	TPY

List the method(s) used to calculate the potential emissions (include dates of any stack tests conducted, versions of software used, source and dates of emission factors, etc.).

Emissions from this Emission Group are assigned to the major emitting process equipment. Emissions are calculated assuming 8760 hours of operation for most equipment. Emergency equipment emissions are based on 500 hours per year. Highest emitting products were chosen for each emission group, utilizing MON MACT standard batch requirements when appropriate. For tanks the highest throughput in the last three years was increased three times. This was the basis for the PTE. Emissions were calculated using ChemCAD, Essential EHS, Emission Master and/or other appropriate emission estimation models or calculation methodologies (USEPA's TANKS 4.0, WATER9, etc.). Methods take into account stack test results as appropriate.

Applicable Requirements ***S-193***

List all applicable requirements for this emission unit. For each applicable requirement, include the underlying rule/regulation citation and/or construction permit with the condition number. (*Note: Title V permit condition numbers alone are not the underlying applicable requirements*). If an emission limit is calculated based on the type of source and design capacity or if a standard is based on a design parameter, this information should also be included.

Emission Limits - 4.1.1, 4.1.20, 4.1.21, 4.1.22, ; 45CSR13 Permit R13-2338 4.1.1, ; 45CSR34, ; 40CFR63 Subpart FFFF,

Opacity Limits - NA

Operational Limits - 4.1.4, 4.1.23, 4.1.24, 4.1.25, 4.1.26, ; 45CSR13 Permit R13-2338 4.1.4,; 45CSR34 , ; 40CFR63 Subpart FFFF,

X Permit Shield

For all applicable requirements listed above, provide monitoring/testing/recordkeeping/reporting which shall be used to demonstrate compliance. If the method is based on a permit or rule, include the condition number or citation. (Note: Each requirement listed above must have an associated method of demonstrating compliance. If there is not already a required method in place, then a method must be proposed.)

Emission Limits - 4.1.7, 4.5.1, 4.4.3, 4.4.4; 45CSR13 Permit R13-2338 4.1.7, 4.5.1, 4.4.4, 4.4.5;

Opacity Limits - NA;

Operational Limits - 4.5.5,4.5.3, 4.1.10, ; 45CSR13 Permit R13-2338 4.1.22,4.5.3, 4.5.5, ; 45CSR34,; 40CFR63 Subpart FFFF,

Are you in compliance with all applicable requirements for this emission unit? X Yes ___No

If no, complete the **Schedule of Compliance Form** as **ATTACHMENT F**.

ATTACHMENT E - Emission Unit Form

Emission Unit Description		*Emission Group 130*
Emission unit ID number: S-194	**Emission unit name:** Distillation Column	**List any control devices associated with this emission unit:** S-197

Provide a description of the emission unit (type, method of operation, design parameters, etc.):

Distillation Column

Manufacturer:	**Model number:**	**Serial number:**
In House	NA	NA
Construction date:	**Installation date:**	**Modification date(s):**

Design Capacity (examples: furnaces - tons/hr, tanks - gallons):

Maximum Hourly Throughput:	**Maximum Annual Throughput:**	**Maximum Operating Schedule:**
See Potential Emissions estimation method		8760

Fuel Usage Data **(fill out all applicable fields)**

Does this emission unit combust fuel? ___ Yes ___X No	**If yes, is it?** ___ Indirect Fired ___ Direct Fired
Maximum design heat input and/or maximum horsepower rating:	**Type and Btu/hr rating of burners:**

List the primary fuel type(s) and if applicable, the secondary fuel type(s). For each fuel type listed, provide the maximum hourly and annual fuel usage for each.

Describe each fuel expected to be used during the term of the permit.

Fuel Type	Max. Sulfur Content	Max. Ash Content	BTU Value

Emissions Data ***S-194***

Criteria Pollutants	Potential Emissions	
	PPH	TPY
Carbon Monoxide (CO)		
Nitrogen Oxides (NO_X)		
Lead (Pb)		
Particulate Matter ($PM_{2.5}$)		
Particulate Matter (PM_{10})		
Total Particulate Matter (TSP)		
Sulfur Dioxide (SO_2)		
Volatile Organic Compounds (VOC)		

Hazardous Air Pollutants	Potential Emissions	
	PPH	TPY

Regulated Pollutants other than Criteria and HAP	Potential Emissions	
	PPH	TPY

List the method(s) used to calculate the potential emissions (include dates of any stack tests conducted, versions of software used, source and dates of emission factors, etc.).

Emissions from this Emission Group are assigned to the major emitting process equipment. Emissions are calculated assuming 8760 hours of operation for most equipment. Emergency equipment emissions are based on 500 hours per year. Highest emitting products were chosen for each emission group, utilizing MON MACT standard batch requirements when appropriate. For tanks the highest throughput in the last three years was increased three times. This was the basis for the PTE. Emissions were calculated using ChemCAD, Essential EHS, Emission Master and/or other appropriate emission estimation models or calculation methodologies (USEPA's TANKS 4.0, WATER9, etc.). Methods take into account stack test results as appropriate.

Applicable Requirements ***S-194***

List all applicable requirements for this emission unit. For each applicable requirement, include the underlying rule/regulation citation and/or construction permit with the condition number. (*Note: Title V permit condition numbers alone are not the underlying applicable requirements*). If an emission limit is calculated based on the type of source and design capacity or if a standard is based on a design parameter, this information should also be included.

Emission Limits - 4.1.1, 4.1.20, 4.1.21, 4.1.22, ; 45CSR13 Permit R13-2338 4.1.1, ; 45CSR34, ; 40CFR63 Subpart FFFF,

Opacity Limits - NA

Operational Limits - 4.1.4, 4.1.23, 4.1.24, 4.1.25, 4.1.26, ; 45CSR13 Permit R13-2338 4.1.4,; 45CSR34 , ; 40CFR63 Subpart FFFF,

X Permit Shield

For all applicable requirements listed above, provide monitoring/testing/recordkeeping/reporting which shall be used to demonstrate compliance. If the method is based on a permit or rule, include the condition number or citation. (Note: Each requirement listed above must have an associated method of demonstrating compliance. If there is not already a required method in place, then a method must be proposed.)

Emission Limits - 4.1.7, 4.5.1, 4.4.3, 4.4.4; 45CSR13 Permit R13-2338 4.1.7, 4.5.1, 4.4.4, 4.4.5;

Opacity Limits - NA;

Operational Limits - 4.5.5,4.5.3, 4.1.10, ; 45CSR13 Permit R13-2338 4.1.22,4.5.3, 4.5.5, ; 45CSR34,; 40CFR63 Subpart FFFF,

Are you in compliance with all applicable requirements for this emission unit? X Yes ___No

If no, complete the **Schedule of Compliance Form** as **ATTACHMENT F**.

ATTACHMENT E - Emission Unit Form

Emission Unit Description		*Emission Group 130*
Emission unit ID number: T-1472	**Emission unit name:** Tank	**List any control devices associated with this emission unit:** S-197

Provide a description of the emission unit (type, method of operation, design parameters, etc.):

Tank

Manufacturer:	**Model number:**	**Serial number:**
In House	NA	NA
Construction date: 1989	**Installation date:**	**Modification date(s):**

Design Capacity (examples: furnaces - tons/hr, tanks - gallons):

<20,000

Maximum Hourly Throughput:	**Maximum Annual Throughput:**	**Maximum Operating Schedule:**
See Potential Emissions estimation method		8760

Fuel Usage Data **(fill out all applicable fields)**

Does this emission unit combust fuel? ___ Yes ___X No	**If yes, is it?** ___ Indirect Fired ___ Direct Fired
Maximum design heat input and/or maximum horsepower rating:	**Type and Btu/hr rating of burners:**

List the primary fuel type(s) and if applicable, the secondary fuel type(s). For each fuel type listed, provide the maximum hourly and annual fuel usage for each.

Describe each fuel expected to be used during the term of the permit.

Fuel Type	Max. Sulfur Content	Max. Ash Content	BTU Value

Emissions Data	***T-1472***	
Criteria Pollutants	Potential Emissions	
	PPH	TPY
Carbon Monoxide (CO)		
Nitrogen Oxides (NO_X)		
Lead (Pb)		
Particulate Matter ($PM_{2.5}$)		
Particulate Matter (PM_{10})		
Total Particulate Matter (TSP)		
Sulfur Dioxide (SO_2)		
Volatile Organic Compounds (VOC)		
Hazardous Air Pollutants	Potential Emissions	
	PPH	TPY
Regulated Pollutants other than Criteria and HAP	Potential Emissions	
	PPH	TPY

List the method(s) used to calculate the potential emissions (include dates of any stack tests conducted, versions of software used, source and dates of emission factors, etc.).

Emissions from this Emission Group are assigned to the major emitting process equipment. Emissions are calculated assuming 8760 hours of operation for most equipment. Emergency equipment emissions are based on 500 hours per year. Highest emitting products were chosen for each emission group, utilizing MON MACT standard batch requirements when appropriate. For tanks the highest throughput in the last three years was increased three times. This was the basis for the PTE. Emissions were calculated using ChemCAD, Essential EHS, Emission Master and/or other appropriate emission estimation models or calculation methodologies (USEPA's TANKS 4.0, WATER9, etc.). Methods take into account stack test results as appropriate.

Applicable Requirements ***T-1472***

List all applicable requirements for this emission unit. For each applicable requirement, include the underlying rule/regulation citation and/or construction permit with the condition number. (*Note: Title V permit condition numbers alone are not the underlying applicable requirements*). If an emission limit is calculated based on the type of source and design capacity or if a standard is based on a design parameter, this information should also be included.

Emission Limits - 4.1.1, 4.1.20, 4.1.21, 4.1.22, ; 45CSR13 Permit R13-2338 4.1.1, ; 45CSR34, ; 40CFR63 Subpart FFFF,

Opacity Limits - NA

Operational Limits - 4.1.4, 4.1.23, 4.1.24, 4.1.25, 4.1.26, ; 45CSR13 Permit R13-2338 4.1.4,; 45CSR34 , ; 40CFR63 Subpart FFFF,

X Permit Shield

For all applicable requirements listed above, provide monitoring/testing/recordkeeping/reporting which shall be used to demonstrate compliance. If the method is based on a permit or rule, include the condition number or citation. (Note: Each requirement listed above must have an associated method of demonstrating compliance. If there is not already a required method in place, then a method must be proposed.)

Emission Limits - 4.1.7, 4.5.1, 4.4.3, 4.4.4; 45CSR13 Permit R13-2338 4.1.7, 4.5.1, 4.4.4, 4.4.5;

Opacity Limits - NA;

Operational Limits - 4.5.5,4.5.3, 4.1.10, ; 45CSR13 Permit R13-2338 4.1.22,4.5.3, 4.5.5, ; 45CSR34,; 40CFR63 Subpart FFFF,

Are you in compliance with all applicable requirements for this emission unit? X Yes ___No

If no, complete the **Schedule of Compliance Form** as **ATTACHMENT F**.

ATTACHMENT E - Emission Unit Form

Emission Unit Description		*Emission Group 130*
Emission unit ID number: T-1473	**Emission unit name:** Tank	**List any control devices associated with this emission unit:** S-196
Provide a description of the emission unit (type, method of operation, design parameters, etc.): Tank		
Manufacturer: In House	**Model number:** NA	**Serial number:** NA
Construction date: 1989	**Installation date:**	**Modification date(s):**
Design Capacity (examples: furnaces - tons/hr, tanks - gallons): <20,000		
Maximum Hourly Throughput: See Potential Emissions estimation method	**Maximum Annual Throughput:**	**Maximum Operating Schedule:** 8760
Fuel Usage Data **(fill out all applicable fields)**		
Does this emission unit combust fuel? ___ Yes ___X No		**If yes, is it?** ___ Indirect Fired ___ Direct Fired
Maximum design heat input and/or maximum horsepower rating:		**Type and Btu/hr rating of burners:**
List the primary fuel type(s) and if applicable, the secondary fuel type(s). For each fuel type listed, provide the maximum hourly and annual fuel usage for each.		

Describe each fuel expected to be used during the term of the permit.

Fuel Type	Max. Sulfur Content	Max. Ash Content	BTU Value

Emissions Data ***T-1473***

Criteria Pollutants	Potential Emissions	
	PPH	TPY
Carbon Monoxide (CO)		
Nitrogen Oxides (NO_X)		
Lead (Pb)		
Particulate Matter ($PM_{2.5}$)		
Particulate Matter (PM_{10})		
Total Particulate Matter (TSP)		
Sulfur Dioxide (SO_2)		
Volatile Organic Compounds (VOC)		

Hazardous Air Pollutants	Potential Emissions	
	PPH	TPY

Regulated Pollutants other than Criteria and HAP	Potential Emissions	
	PPH	TPY

List the method(s) used to calculate the potential emissions (include dates of any stack tests conducted, versions of software used, source and dates of emission factors, etc.).

Emissions from this Emission Group are assigned to the major emitting process equipment. Emissions are calculated assuming 8760 hours of operation for most equipment. Emergency equipment emissions are based on 500 hours per year. Highest emitting products were chosen for each emission group, utilizing MON MACT standard batch requirements when appropriate. For tanks the highest throughput in the last three years was increased three times. This was the basis for the PTE. Emissions were calculated using ChemCAD, Essential EHS, Emission Master and/or other appropriate emission estimation models or calculation methodologies (USEPA's TANKS 4.0, WATER9, etc.). Methods take into account stack test results as appropriate.

Applicable Requirements ***T-1473***

List all applicable requirements for this emission unit. For each applicable requirement, include the underlying rule/regulation citation and/or construction permit with the condition number. (*Note: Title V permit condition numbers alone are not the underlying applicable requirements*). If an emission limit is calculated based on the type of source and design capacity or if a standard is based on a design parameter, this information should also be included.

Emission Limits - 4.1.1, 4.1.20, 4.1.21, 4.1.22, ; 45CSR13 Permit R13-2338 4.1.1, ; 45CSR34, ; 40CFR63 Subpart FFFF,

Opacity Limits - NA

Operational Limits - 4.1.4, 4.1.23, 4.1.24, 4.1.25, 4.1.26, ; 45CSR13 Permit R13-2338 4.1.4,; 45CSR34 , ; 40CFR63 Subpart FFFF,

X Permit Shield

For all applicable requirements listed above, provide monitoring/testing/recordkeeping/reporting which shall be used to demonstrate compliance. If the method is based on a permit or rule, include the condition number or citation. (Note: Each requirement listed above must have an associated method of demonstrating compliance. If there is not already a required method in place, then a method must be proposed.)

Emission Limits - 4.1.7, 4.5.1, 4.4.3, 4.4.4; 45CSR13 Permit R13-2338 4.1.7, 4.5.1, 4.4.4, 4.4.5;

Opacity Limits - NA;

Operational Limits - 4.5.5,4.5.3, 4.1.10, ; 45CSR13 Permit R13-2338 4.1.22,4.5.3, 4.5.5, ; 45CSR34,; 40CFR63 Subpart FFFF,

Are you in compliance with all applicable requirements for this emission unit? X Yes ___No

If no, complete the **Schedule of Compliance Form** as **ATTACHMENT F**.

ATTACHMENT E - Emission Unit Form

Emission Unit Description		*Emission Group 130*
Emission unit ID number: T-1475	**Emission unit name:** Tank	**List any control devices associated with this emission unit:** NONE

Provide a description of the emission unit (type, method of operation, design parameters, etc.):

Tank

Manufacturer:	**Model number:**	**Serial number:**
In House	NA	NA
Construction date: 1989	**Installation date:**	**Modification date(s):**

Design Capacity (examples: furnaces - tons/hr, tanks - gallons):

<20,000

Maximum Hourly Throughput:	**Maximum Annual Throughput:**	**Maximum Operating Schedule:**
See Potential Emissions estimation method		8760

Fuel Usage Data **(fill out all applicable fields)**

Does this emission unit combust fuel? ___ Yes ___X No	**If yes, is it?** ___ Indirect Fired ___ Direct Fired
Maximum design heat input and/or maximum horsepower rating:	**Type and Btu/hr rating of burners:**

List the primary fuel type(s) and if applicable, the secondary fuel type(s). For each fuel type listed, provide the maximum hourly and annual fuel usage for each.

Describe each fuel expected to be used during the term of the permit.

Fuel Type	Max. Sulfur Content	Max. Ash Content	BTU Value

Emissions Data	***T-1475***	
Criteria Pollutants	Potential Emissions	
	PPH	TPY
Carbon Monoxide (CO)		
Nitrogen Oxides (NO_X)		
Lead (Pb)		
Particulate Matter ($PM_{2.5}$)		
Particulate Matter (PM_{10})		
Total Particulate Matter (TSP)		
Sulfur Dioxide (SO_2)		
Volatile Organic Compounds (VOC)		
Hazardous Air Pollutants	Potential Emissions	
	PPH	TPY
Regulated Pollutants other than Criteria and HAP	Potential Emissions	
	PPH	TPY

List the method(s) used to calculate the potential emissions (include dates of any stack tests conducted, versions of software used, source and dates of emission factors, etc.).

Emissions from this Emission Group are assigned to the major emitting process equipment. Emissions are calculated assuming 8760 hours of operation for most equipment. Emergency equipment emissions are based on 500 hours per year. Highest emitting products were chosen for each emission group, utilizing MON MACT standard batch requirements when appropriate. For tanks the highest throughput in the last three years was increased three times. This was the basis for the PTE. Emissions were calculated using ChemCAD, Essential EHS, Emission Master and/or other appropriate emission estimation models or calculation methodologies (USEPA's TANKS 4.0, WATER9, etc.). Methods take into account stack test results as appropriate.

Applicable Requirements ***T-1475***

List all applicable requirements for this emission unit. For each applicable requirement, include the underlying rule/regulation citation and/or construction permit with the condition number. (*Note: Title V permit condition numbers alone are not the underlying applicable requirements*). If an emission limit is calculated based on the type of source and design capacity or if a standard is based on a design parameter, this information should also be included.

Emission Limits - 4.1.1, 4.1.20, 4.1.21, 4.1.22, ; 45CSR13 Permit R13-2338 4.1.1, ; 45CSR34, ; 40CFR63 Subpart FFFF,

Opacity Limits - NA

Operational Limits - 4.1.4, 4.1.23, 4.1.24, 4.1.25, 4.1.26, ; 45CSR13 Permit R13-2338 4.1.4,; 45CSR34 , ; 40CFR63 Subpart FFFF,

X Permit Shield

For all applicable requirements listed above, provide monitoring/testing/recordkeeping/reporting which shall be used to demonstrate compliance. If the method is based on a permit or rule, include the condition number or citation. (Note: Each requirement listed above must have an associated method of demonstrating compliance. If there is not already a required method in place, then a method must be proposed.)

Emission Limits - 4.1.7, 4.5.1, 4.4.3, 4.4.4; 45CSR13 Permit R13-2338 4.1.7, 4.5.1, 4.4.4, 4.4.5;

Opacity Limits - NA;

Operational Limits - 4.5.5,4.5.3, 4.1.10, ; 45CSR13 Permit R13-2338 4.1.22,4.5.3, 4.5.5, ; 45CSR34,; 40CFR63 Subpart FFFF,

Are you in compliance with all applicable requirements for this emission unit? X Yes ___No

If no, complete the **Schedule of Compliance Form** as **ATTACHMENT F**.

ATTACHMENT E - Emission Unit Form

Emission Unit Description		*Emission Group 130*
Emission unit ID number: T-1476	**Emission unit name:** Tank	**List any control devices associated with this emission unit:** S-197

Provide a description of the emission unit (type, method of operation, design parameters, etc.):

Tank

Manufacturer:	**Model number:**	**Serial number:**
In House	NA	NA
Construction date: 1989	**Installation date:**	**Modification date(s):**

Design Capacity (examples: furnaces - tons/hr, tanks - gallons):

<20,000

Maximum Hourly Throughput:	**Maximum Annual Throughput:**	**Maximum Operating Schedule:**
See Potential Emissions estimation method		8760

Fuel Usage Data **(fill out all applicable fields)**

Does this emission unit combust fuel? ___ Yes ___X No	**If yes, is it?** ___ Indirect Fired ___ Direct Fired
Maximum design heat input and/or maximum horsepower rating:	**Type and Btu/hr rating of burners:**

List the primary fuel type(s) and if applicable, the secondary fuel type(s). For each fuel type listed, provide the maximum hourly and annual fuel usage for each.

Describe each fuel expected to be used during the term of the permit.

Fuel Type	Max. Sulfur Content	Max. Ash Content	BTU Value

Emissions Data ***T-1476***

Criteria Pollutants	Potential Emissions	
	PPH	TPY
Carbon Monoxide (CO)		
Nitrogen Oxides (NO_X)		
Lead (Pb)		
Particulate Matter ($PM_{2.5}$)		
Particulate Matter (PM_{10})		
Total Particulate Matter (TSP)		
Sulfur Dioxide (SO_2)		
Volatile Organic Compounds (VOC)		

Hazardous Air Pollutants	Potential Emissions	
	PPH	TPY

Regulated Pollutants other than Criteria and HAP	Potential Emissions	
	PPH	TPY

List the method(s) used to calculate the potential emissions (include dates of any stack tests conducted, versions of software used, source and dates of emission factors, etc.).

Emissions from this Emission Group are assigned to the major emitting process equipment. Emissions are calculated assuming 8760 hours of operation for most equipment. Emergency equipment emissions are based on 500 hours per year. Highest emitting products were chosen for each emission group, utilizing MON MACT standard batch requirements when appropriate. For tanks the highest throughput in the last three years was increased three times. This was the basis for the PTE. Emissions were calculated using ChemCAD, Essential EHS, Emission Master and/or other appropriate emission estimation models or calculation methodologies (USEPA's TANKS 4.0, WATER9, etc.). Methods take into account stack test results as appropriate.

Applicable Requirements ***T-1476***

List all applicable requirements for this emission unit. For each applicable requirement, include the underlying rule/regulation citation and/or construction permit with the condition number. (*Note: Title V permit condition numbers alone are not the underlying applicable requirements*). If an emission limit is calculated based on the type of source and design capacity or if a standard is based on a design parameter, this information should also be included.

Emission Limits - 4.1.1, 4.1.20, 4.1.21, 4.1.22, ; 45CSR13 Permit R13-2338 4.1.1, ; 45CSR34, ; 40CFR63 Subpart FFFF,

Opacity Limits - NA

Operational Limits - 4.1.4, 4.1.23, 4.1.24, 4.1.25, 4.1.26, ; 45CSR13 Permit R13-2338 4.1.4,; 45CSR34 , ; 40CFR63 Subpart FFFF,

X Permit Shield

For all applicable requirements listed above, provide monitoring/testing/recordkeeping/reporting which shall be used to demonstrate compliance. If the method is based on a permit or rule, include the condition number or citation. (Note: Each requirement listed above must have an associated method of demonstrating compliance. If there is not already a required method in place, then a method must be proposed.)

Emission Limits - 4.1.7, 4.5.1, 4.4.3, 4.4.4; 45CSR13 Permit R13-2338 4.1.7, 4.5.1, 4.4.4, 4.4.5;

Opacity Limits - NA;

Operational Limits - 4.5.5,4.5.3, 4.1.10, ; 45CSR13 Permit R13-2338 4.1.22,4.5.3, 4.5.5, ; 45CSR34,; 40CFR63 Subpart FFFF,

Are you in compliance with all applicable requirements for this emission unit? X Yes ___No

If no, complete the **Schedule of Compliance Form** as **ATTACHMENT F**.

ATTACHMENT E - Emission Unit Form

Emission Unit Description		*Emission Group 130*
Emission unit ID number: T-1477	**Emission unit name:** Tank	**List any control devices associated with this emission unit:** S-197

Provide a description of the emission unit (type, method of operation, design parameters, etc.):

Tank

Manufacturer:	**Model number:**	**Serial number:**
In House	NA	NA
Construction date: 1989	**Installation date:**	**Modification date(s):**

Design Capacity (examples: furnaces - tons/hr, tanks - gallons):

<20,000

Maximum Hourly Throughput:	**Maximum Annual Throughput:**	**Maximum Operating Schedule:**
See Potential Emissions estimation method		8760

Fuel Usage Data **(fill out all applicable fields)**

Does this emission unit combust fuel? ___ Yes ___X No	**If yes, is it?** ___ Indirect Fired ___ Direct Fired
Maximum design heat input and/or maximum horsepower rating:	**Type and Btu/hr rating of burners:**

List the primary fuel type(s) and if applicable, the secondary fuel type(s). For each fuel type listed, provide the maximum hourly and annual fuel usage for each.

Describe each fuel expected to be used during the term of the permit.

Fuel Type	Max. Sulfur Content	Max. Ash Content	BTU Value

Emissions Data ***T-1477***

Criteria Pollutants	Potential Emissions	
	PPH	TPY
Carbon Monoxide (CO)		
Nitrogen Oxides (NO_X)		
Lead (Pb)		
Particulate Matter ($PM_{2.5}$)		
Particulate Matter (PM_{10})		
Total Particulate Matter (TSP)		
Sulfur Dioxide (SO_2)		
Volatile Organic Compounds (VOC)		

Hazardous Air Pollutants	Potential Emissions	
	PPH	TPY

Regulated Pollutants other than Criteria and HAP	Potential Emissions	
	PPH	TPY

List the method(s) used to calculate the potential emissions (include dates of any stack tests conducted, versions of software used, source and dates of emission factors, etc.).

Emissions from this Emission Group are assigned to the major emitting process equipment. Emissions are calculated assuming 8760 hours of operation for most equipment. Emergency equipment emissions are based on 500 hours per year. Highest emitting products were chosen for each emission group, utilizing MON MACT standard batch requirements when appropriate. For tanks the highest throughput in the last three years was increased three times. This was the basis for the PTE. Emissions were calculated using ChemCAD, Essential EHS, Emission Master and/or other appropriate emission estimation models or calculation methodologies (USEPA's TANKS 4.0, WATER9, etc.). Methods take into account stack test results as appropriate.

Applicable Requirements ***T-1477***

List all applicable requirements for this emission unit. For each applicable requirement, include the underlying rule/regulation citation and/or construction permit with the condition number. (*Note: Title V permit condition numbers alone are not the underlying applicable requirements*). If an emission limit is calculated based on the type of source and design capacity or if a standard is based on a design parameter, this information should also be included.

Emission Limits - 4.1.1, 4.1.20, 4.1.21, 4.1.22, ; 45CSR13 Permit R13-2338 4.1.1, ; 45CSR34, ; 40CFR63 Subpart FFFF,

Opacity Limits - NA

Operational Limits - 4.1.4, 4.1.23, 4.1.24, 4.1.25, 4.1.26, ; 45CSR13 Permit R13-2338 4.1.4,; 45CSR34 , ; 40CFR63 Subpart FFFF,

X Permit Shield

For all applicable requirements listed above, provide monitoring/testing/recordkeeping/reporting which shall be used to demonstrate compliance. If the method is based on a permit or rule, include the condition number or citation. (Note: Each requirement listed above must have an associated method of demonstrating compliance. If there is not already a required method in place, then a method must be proposed.)

Emission Limits - 4.1.7, 4.5.1, 4.4.3, 4.4.4; 45CSR13 Permit R13-2338 4.1.7, 4.5.1, 4.4.4, 4.4.5;

Opacity Limits - NA;

Operational Limits - 4.5.5,4.5.3, 4.1.10, ; 45CSR13 Permit R13-2338 4.1.22,4.5.3, 4.5.5, ; 45CSR34,; 40CFR63 Subpart FFFF,

Are you in compliance with all applicable requirements for this emission unit? X Yes ___No

If no, complete the **Schedule of Compliance Form** as **ATTACHMENT F**.

ATTACHMENT E - Emission Unit Form

Emission Unit Description		*Emission Group 130*
Emission unit ID number: T-1478	**Emission unit name:** Tank	**List any control devices associated with this emission unit:** S-197

Provide a description of the emission unit (type, method of operation, design parameters, etc.):

Tank

Manufacturer:	**Model number:**	**Serial number:**
In House	NA	NA
Construction date: 1989	**Installation date:**	**Modification date(s):**

Design Capacity (examples: furnaces - tons/hr, tanks - gallons):

<20,000

Maximum Hourly Throughput:	**Maximum Annual Throughput:**	**Maximum Operating Schedule:**
See Potential Emissions estimation method		8760

Fuel Usage Data **(fill out all applicable fields)**

Does this emission unit combust fuel? ___ Yes ___X No	**If yes, is it?** ___ Indirect Fired ___ Direct Fired
Maximum design heat input and/or maximum horsepower rating:	**Type and Btu/hr rating of burners:**

List the primary fuel type(s) and if applicable, the secondary fuel type(s). For each fuel type listed, provide the maximum hourly and annual fuel usage for each.

Describe each fuel expected to be used during the term of the permit.

Fuel Type	Max. Sulfur Content	Max. Ash Content	BTU Value

Emissions Data ***T-1478***

Criteria Pollutants	Potential Emissions	
	PPH	TPY
Carbon Monoxide (CO)		
Nitrogen Oxides (NO_X)		
Lead (Pb)		
Particulate Matter ($PM_{2.5}$)		
Particulate Matter (PM_{10})		
Total Particulate Matter (TSP)		
Sulfur Dioxide (SO_2)		
Volatile Organic Compounds (VOC)		

Hazardous Air Pollutants	Potential Emissions	
	PPH	TPY

Regulated Pollutants other than Criteria and HAP	Potential Emissions	
	PPH	TPY

List the method(s) used to calculate the potential emissions (include dates of any stack tests conducted, versions of software used, source and dates of emission factors, etc.).

Emissions from this Emission Group are assigned to the major emitting process equipment. Emissions are calculated assuming 8760 hours of operation for most equipment. Emergency equipment emissions are based on 500 hours per year. Highest emitting products were chosen for each emission group, utilizing MON MACT standard batch requirements when appropriate. For tanks the highest throughput in the last three years was increased three times. This was the basis for the PTE. Emissions were calculated using ChemCAD, Essential EHS, Emission Master and/or other appropriate emission estimation models or calculation methodologies (USEPA's TANKS 4.0, WATER9, etc.). Methods take into account stack test results as appropriate.

Applicable Requirements ***T-1478***

List all applicable requirements for this emission unit. For each applicable requirement, include the underlying rule/regulation citation and/or construction permit with the condition number. (*Note: Title V permit condition numbers alone are not the underlying applicable requirements*). If an emission limit is calculated based on the type of source and design capacity or if a standard is based on a design parameter, this information should also be included.

Emission Limits - 4.1.1, 4.1.20, 4.1.21, 4.1.22, ; 45CSR13 Permit R13-2338 4.1.1, ; 45CSR34, ; 40CFR63 Subpart FFFF,

Opacity Limits - NA

Operational Limits - 4.1.4, 4.1.23, 4.1.24, 4.1.25, 4.1.26, ; 45CSR13 Permit R13-2338 4.1.4,; 45CSR34 , ; 40CFR63 Subpart FFFF,

X Permit Shield

For all applicable requirements listed above, provide monitoring/testing/recordkeeping/reporting which shall be used to demonstrate compliance. If the method is based on a permit or rule, include the condition number or citation. (Note: Each requirement listed above must have an associated method of demonstrating compliance. If there is not already a required method in place, then a method must be proposed.)

Emission Limits - 4.1.7, 4.5.1, 4.4.3, 4.4.4; 45CSR13 Permit R13-2338 4.1.7, 4.5.1, 4.4.4, 4.4.5;

Opacity Limits - NA;

Operational Limits - 4.5.5,4.5.3, 4.1.10, ; 45CSR13 Permit R13-2338 4.1.22,4.5.3, 4.5.5, ; 45CSR34,; 40CFR63 Subpart FFFF,

Are you in compliance with all applicable requirements for this emission unit? X Yes ___No

If no, complete the **Schedule of Compliance Form** as **ATTACHMENT F**.

ATTACHMENT E - Emission Unit Form

Emission Unit Description		*Emission Group 130*
Emission unit ID number: T-1523	**Emission unit name:** Tank	**List any control devices associated with this emission unit:** S-197

Provide a description of the emission unit (type, method of operation, design parameters, etc.):

Tank

Manufacturer: In House	**Model number:** NA	**Serial number:** NA
Construction date: 1989	**Installation date:**	**Modification date(s):**

Design Capacity (examples: furnaces - tons/hr, tanks - gallons):

<20,000

Maximum Hourly Throughput: See Potential Emissions estimation method	**Maximum Annual Throughput:**	**Maximum Operating Schedule:** 8760

Fuel Usage Data **(fill out all applicable fields)**

Does this emission unit combust fuel? ___ Yes ___X No	**If yes, is it?** ___ Indirect Fired ___ Direct Fired
Maximum design heat input and/or maximum horsepower rating:	**Type and Btu/hr rating of burners:**

List the primary fuel type(s) and if applicable, the secondary fuel type(s). For each fuel type listed, provide the maximum hourly and annual fuel usage for each.

Describe each fuel expected to be used during the term of the permit.

Fuel Type	Max. Sulfur Content	Max. Ash Content	BTU Value

Emissions Data	***T-1523***	
Criteria Pollutants	Potential Emissions	
	PPH	TPY
Carbon Monoxide (CO)		
Nitrogen Oxides (NO_X)		
Lead (Pb)		
Particulate Matter ($PM_{2.5}$)		
Particulate Matter (PM_{10})		
Total Particulate Matter (TSP)		
Sulfur Dioxide (SO_2)		
Volatile Organic Compounds (VOC)		
Hazardous Air Pollutants	Potential Emissions	
	PPH	TPY
Regulated Pollutants other than Criteria and HAP	Potential Emissions	
	PPH	TPY

List the method(s) used to calculate the potential emissions (include dates of any stack tests conducted, versions of software used, source and dates of emission factors, etc.).

Emissions from this Emission Group are assigned to the major emitting process equipment. Emissions are calculated assuming 8760 hours of operation for most equipment. Emergency equipment emissions are based on 500 hours per year. Highest emitting products were chosen for each emission group, utilizing MON MACT standard batch requirements when appropriate. For tanks the highest throughput in the last three years was increased three times. This was the basis for the PTE. Emissions were calculated using ChemCAD, Essential EHS, Emission Master and/or other appropriate emission estimation models or calculation methodologies (USEPA's TANKS 4.0, WATER9, etc.). Methods take into account stack test results as appropriate.

Applicable Requirements ***T-1523***

List all applicable requirements for this emission unit. For each applicable requirement, include the underlying rule/regulation citation and/or construction permit with the condition number. (*Note: Title V permit condition numbers alone are not the underlying applicable requirements*). If an emission limit is calculated based on the type of source and design capacity or if a standard is based on a design parameter, this information should also be included.

Emission Limits - 4.1.1, 4.1.20, 4.1.21, 4.1.22, ; 45CSR13 Permit R13-2338 4.1.1, ; 45CSR34, ; 40CFR63 Subpart FFFF,

Opacity Limits - NA

Operational Limits - 4.1.4, 4.1.23, 4.1.24, 4.1.25, 4.1.26, ; 45CSR13 Permit R13-2338 4.1.4,; 45CSR34 , ; 40CFR63 Subpart FFFF,

X Permit Shield

For all applicable requirements listed above, provide monitoring/testing/recordkeeping/reporting which shall be used to demonstrate compliance. If the method is based on a permit or rule, include the condition number or citation. (Note: Each requirement listed above must have an associated method of demonstrating compliance. If there is not already a required method in place, then a method must be proposed.)

Emission Limits - 4.1.7, 4.5.1, 4.4.3, 4.4.4; 45CSR13 Permit R13-2338 4.1.7, 4.5.1, 4.4.4, 4.4.5;

Opacity Limits - NA;

Operational Limits - 4.5.5,4.5.3, 4.1.10, ; 45CSR13 Permit R13-2338 4.1.22,4.5.3, 4.5.5, ; 45CSR34,; 40CFR63 Subpart FFFF,

Are you in compliance with all applicable requirements for this emission unit? X Yes ___No

If no, complete the **Schedule of Compliance Form** as **ATTACHMENT F**.

ATTACHMENT E - Emission Unit Form

Emission Unit Description		*Emission Group 130*
Emission unit ID number: T-1525	**Emission unit name:** Tank	**List any control devices associated with this emission unit:** S-197

Provide a description of the emission unit (type, method of operation, design parameters, etc.):

Tank

Manufacturer:	**Model number:**	**Serial number:**
In House	NA	NA
Construction date: 1989	**Installation date:**	**Modification date(s):**

Design Capacity (examples: furnaces - tons/hr, tanks - gallons):

<20,000

Maximum Hourly Throughput:	**Maximum Annual Throughput:**	**Maximum Operating Schedule:**
See Potential Emissions estimation method		8760

Fuel Usage Data **(fill out all applicable fields)**

Does this emission unit combust fuel? ___ Yes ___X No	**If yes, is it?** ___ Indirect Fired ___ Direct Fired
Maximum design heat input and/or maximum horsepower rating:	**Type and Btu/hr rating of burners:**

List the primary fuel type(s) and if applicable, the secondary fuel type(s). For each fuel type listed, provide the maximum hourly and annual fuel usage for each.

Describe each fuel expected to be used during the term of the permit.

Fuel Type	Max. Sulfur Content	Max. Ash Content	BTU Value

Emissions Data ***T-1525***

Criteria Pollutants	Potential Emissions	
	PPH	TPY
Carbon Monoxide (CO)		
Nitrogen Oxides (NO_X)		
Lead (Pb)		
Particulate Matter ($PM_{2.5}$)		
Particulate Matter (PM_{10})		
Total Particulate Matter (TSP)		
Sulfur Dioxide (SO_2)		
Volatile Organic Compounds (VOC)		

Hazardous Air Pollutants	Potential Emissions	
	PPH	TPY

Regulated Pollutants other than Criteria and HAP	Potential Emissions	
	PPH	TPY

List the method(s) used to calculate the potential emissions (include dates of any stack tests conducted, versions of software used, source and dates of emission factors, etc.).

Emissions from this Emission Group are assigned to the major emitting process equipment. Emissions are calculated assuming 8760 hours of operation for most equipment. Emergency equipment emissions are based on 500 hours per year. Highest emitting products were chosen for each emission group, utilizing MON MACT standard batch requirements when appropriate. For tanks the highest throughput in the last three years was increased three times. This was the basis for the PTE. Emissions were calculated using ChemCAD, Essential EHS, Emission Master and/or other appropriate emission estimation models or calculation methodologies (USEPA's TANKS 4.0, WATER9, etc.). Methods take into account stack test results as appropriate.

Applicable Requirements ***T-1525***

List all applicable requirements for this emission unit. For each applicable requirement, include the underlying rule/regulation citation and/or construction permit with the condition number. (*Note: Title V permit condition numbers alone are not the underlying applicable requirements*). If an emission limit is calculated based on the type of source and design capacity or if a standard is based on a design parameter, this information should also be included.

Emission Limits - 4.1.1, 4.1.20, 4.1.21, 4.1.22, ; 45CSR13 Permit R13-2338 4.1.1, ; 45CSR34, ; 40CFR63 Subpart FFFF,

Opacity Limits - NA

Operational Limits - 4.1.4, 4.1.23, 4.1.24, 4.1.25, 4.1.26, ; 45CSR13 Permit R13-2338 4.1.4,; 45CSR34 , ; 40CFR63 Subpart FFFF,

X Permit Shield

For all applicable requirements listed above, provide monitoring/testing/recordkeeping/reporting which shall be used to demonstrate compliance. If the method is based on a permit or rule, include the condition number or citation. (Note: Each requirement listed above must have an associated method of demonstrating compliance. If there is not already a required method in place, then a method must be proposed.)

Emission Limits - 4.1.7, 4.5.1, 4.4.3, 4.4.4; 45CSR13 Permit R13-2338 4.1.7, 4.5.1, 4.4.4, 4.4.5;

Opacity Limits - NA;

Operational Limits - 4.5.5,4.5.3, 4.1.10, ; 45CSR13 Permit R13-2338 4.1.22,4.5.3, 4.5.5, ; 45CSR34,; 40CFR63 Subpart FFFF,

Are you in compliance with all applicable requirements for this emission unit? X Yes ___No

If no, complete the **Schedule of Compliance Form** as **ATTACHMENT F**.

ATTACHMENT E - Emission Unit Form

Emission Unit Description		*Emission Group 130*
Emission unit ID number: T-1526	**Emission unit name:** Tank	**List any control devices associated with this emission unit:** S-196

Provide a description of the emission unit (type, method of operation, design parameters, etc.):

Tank

Manufacturer:	**Model number:**	**Serial number:**
In House	NA	NA
Construction date: 1980	**Installation date:**	**Modification date(s):**

Design Capacity (examples: furnaces - tons/hr, tanks - gallons):

<20,000

Maximum Hourly Throughput:	**Maximum Annual Throughput:**	**Maximum Operating Schedule:**
See Potential Emissions estimation method		8760

Fuel Usage Data **(fill out all applicable fields)**

Does this emission unit combust fuel? ___ Yes ___X No	**If yes, is it?** ___ Indirect Fired ___ Direct Fired
Maximum design heat input and/or maximum horsepower rating:	**Type and Btu/hr rating of burners:**

List the primary fuel type(s) and if applicable, the secondary fuel type(s). For each fuel type listed, provide the maximum hourly and annual fuel usage for each.

Describe each fuel expected to be used during the term of the permit.

Fuel Type	Max. Sulfur Content	Max. Ash Content	BTU Value

Emissions Data	***T-1526***	
Criteria Pollutants	Potential Emissions	
	PPH	TPY
Carbon Monoxide (CO)		
Nitrogen Oxides (NO_X)		
Lead (Pb)		
Particulate Matter ($PM_{2.5}$)		
Particulate Matter (PM_{10})		
Total Particulate Matter (TSP)		
Sulfur Dioxide (SO_2)		
Volatile Organic Compounds (VOC)		
Hazardous Air Pollutants	Potential Emissions	
	PPH	TPY
Regulated Pollutants other than Criteria and HAP	Potential Emissions	
	PPH	TPY

List the method(s) used to calculate the potential emissions (include dates of any stack tests conducted, versions of software used, source and dates of emission factors, etc.).

Emissions from this Emission Group are assigned to the major emitting process equipment. Emissions are calculated assuming 8760 hours of operation for most equipment. Emergency equipment emissions are based on 500 hours per year. Highest emitting products were chosen for each emission group, utilizing MON MACT standard batch requirements when appropriate. For tanks the highest throughput in the last three years was increased three times. This was the basis for the PTE. Emissions were calculated using ChemCAD, Essential EHS, Emission Master and/or other appropriate emission estimation models or calculation methodologies (USEPA's TANKS 4.0, WATER9, etc.). Methods take into account stack test results as appropriate.

Applicable Requirements ***T-1526***

List all applicable requirements for this emission unit. For each applicable requirement, include the underlying rule/regulation citation and/or construction permit with the condition number. (*Note: Title V permit condition numbers alone are not the underlying applicable requirements*). If an emission limit is calculated based on the type of source and design capacity or if a standard is based on a design parameter, this information should also be included.

Emission Limits - 4.1.1, 4.1.20, 4.1.21, 4.1.22, ; 45CSR13 Permit R13-2338 4.1.1, ; 45CSR34, ; 40CFR63 Subpart FFFF,

Opacity Limits - NA

Operational Limits - 4.1.4, 4.1.23, 4.1.24, 4.1.25, 4.1.26, ; 45CSR13 Permit R13-2338 4.1.4,; 45CSR34 , ; 40CFR63 Subpart FFFF,

X Permit Shield

For all applicable requirements listed above, provide monitoring/testing/recordkeeping/reporting which shall be used to demonstrate compliance. If the method is based on a permit or rule, include the condition number or citation. (Note: Each requirement listed above must have an associated method of demonstrating compliance. If there is not already a required method in place, then a method must be proposed.)

Emission Limits - 4.1.7, 4.5.1, 4.4.3, 4.4.4; 45CSR13 Permit R13-2338 4.1.7, 4.5.1, 4.4.4, 4.4.5;

Opacity Limits - NA;

Operational Limits - 4.5.5,4.5.3, 4.1.10, ; 45CSR13 Permit R13-2338 4.1.22,4.5.3, 4.5.5, ; 45CSR34,; 40CFR63 Subpart FFFF,

Are you in compliance with all applicable requirements for this emission unit? X Yes ___No

If no, complete the **Schedule of Compliance Form** as **ATTACHMENT F**.

ATTACHMENT E - Emission Unit Form

Emission Unit Description		*Emission Group 130*
Emission unit ID number: T-1527	**Emission unit name:** Tank	**List any control devices associated with this emission unit:** S-197

Provide a description of the emission unit (type, method of operation, design parameters, etc.):

Tank

Manufacturer: In House	**Model number:** NA	**Serial number:** NA
Construction date: 1989	**Installation date:**	**Modification date(s):**

Design Capacity (examples: furnaces - tons/hr, tanks - gallons):

<20,000

Maximum Hourly Throughput: See Potential Emissions estimation method	**Maximum Annual Throughput:**	**Maximum Operating Schedule:** 8760

Fuel Usage Data **(fill out all applicable fields)**

Does this emission unit combust fuel? ___ Yes ___X No	**If yes, is it?** ___ Indirect Fired ___ Direct Fired
Maximum design heat input and/or maximum horsepower rating:	**Type and Btu/hr rating of burners:**

List the primary fuel type(s) and if applicable, the secondary fuel type(s). For each fuel type listed, provide the maximum hourly and annual fuel usage for each.

Describe each fuel expected to be used during the term of the permit.

Fuel Type	Max. Sulfur Content	Max. Ash Content	BTU Value

Emissions Data	***T-1527***	
Criteria Pollutants	Potential Emissions	
	PPH	TPY
Carbon Monoxide (CO)		
Nitrogen Oxides (NO_X)		
Lead (Pb)		
Particulate Matter ($PM_{2.5}$)		
Particulate Matter (PM_{10})		
Total Particulate Matter (TSP)		
Sulfur Dioxide (SO_2)		
Volatile Organic Compounds (VOC)		
Hazardous Air Pollutants	Potential Emissions	
	PPH	TPY
Regulated Pollutants other than Criteria and HAP	Potential Emissions	
	PPH	TPY

List the method(s) used to calculate the potential emissions (include dates of any stack tests conducted, versions of software used, source and dates of emission factors, etc.).

Emissions from this Emission Group are assigned to the major emitting process equipment. Emissions are calculated assuming 8760 hours of operation for most equipment. Emergency equipment emissions are based on 500 hours per year. Highest emitting products were chosen for each emission group, utilizing MON MACT standard batch requirements when appropriate. For tanks the highest throughput in the last three years was increased three times. This was the basis for the PTE. Emissions were calculated using ChemCAD, Essential EHS, Emission Master and/or other appropriate emission estimation models or calculation methodologies (USEPA's TANKS 4.0, WATER9, etc.). Methods take into account stack test results as appropriate.

Applicable Requirements ***T-1527***

List all applicable requirements for this emission unit. For each applicable requirement, include the underlying rule/regulation citation and/or construction permit with the condition number. (*Note: Title V permit condition numbers alone are not the underlying applicable requirements*). If an emission limit is calculated based on the type of source and design capacity or if a standard is based on a design parameter, this information should also be included.

Emission Limits - 4.1.1, 4.1.20, 4.1.21, 4.1.22, ; 45CSR13 Permit R13-2338 4.1.1, ; 45CSR34, ; 40CFR63 Subpart FFFF,

Opacity Limits - NA

Operational Limits - 4.1.4, 4.1.23, 4.1.24, 4.1.25, 4.1.26, ; 45CSR13 Permit R13-2338 4.1.4,; 45CSR34 , ; 40CFR63 Subpart FFFF,

X Permit Shield

For all applicable requirements listed above, provide monitoring/testing/recordkeeping/reporting which shall be used to demonstrate compliance. If the method is based on a permit or rule, include the condition number or citation. (Note: Each requirement listed above must have an associated method of demonstrating compliance. If there is not already a required method in place, then a method must be proposed.)

Emission Limits - 4.1.7, 4.5.1, 4.4.3, 4.4.4; 45CSR13 Permit R13-2338 4.1.7, 4.5.1, 4.4.4, 4.4.5;

Opacity Limits - NA;

Operational Limits - 4.5.5,4.5.3, 4.1.10, ; 45CSR13 Permit R13-2338 4.1.22,4.5.3, 4.5.5, ; 45CSR34,; 40CFR63 Subpart FFFF,

Are you in compliance with all applicable requirements for this emission unit? X Yes ___No

If no, complete the **Schedule of Compliance Form** as **ATTACHMENT F**.

ATTACHMENT E - Emission Unit Form

Emission Unit Description		*Emission Group 130*
Emission unit ID number: T-1533	**Emission unit name:** Tank	**List any control devices associated with this emission unit:** NONE

Provide a description of the emission unit (type, method of operation, design parameters, etc.):

Tank

Manufacturer:	**Model number:**	**Serial number:**
In House	NA	NA
Construction date: 1989	**Installation date:**	**Modification date(s):**

Design Capacity (examples: furnaces - tons/hr, tanks - gallons):

<20,000

Maximum Hourly Throughput:	**Maximum Annual Throughput:**	**Maximum Operating Schedule:**
See Potential Emissions estimation method		8760

Fuel Usage Data **(fill out all applicable fields)**

Does this emission unit combust fuel? ___ Yes ___X No	**If yes, is it?** ___ Indirect Fired ___ Direct Fired
Maximum design heat input and/or maximum horsepower rating:	**Type and Btu/hr rating of burners:**

List the primary fuel type(s) and if applicable, the secondary fuel type(s). For each fuel type listed, provide the maximum hourly and annual fuel usage for each.

Describe each fuel expected to be used during the term of the permit.

Fuel Type	Max. Sulfur Content	Max. Ash Content	BTU Value

Emissions Data	***T-1533***	
Criteria Pollutants	Potential Emissions	
	PPH	TPY
Carbon Monoxide (CO)		
Nitrogen Oxides (NO_X)		
Lead (Pb)		
Particulate Matter ($PM_{2.5}$)		
Particulate Matter (PM_{10})		
Total Particulate Matter (TSP)		
Sulfur Dioxide (SO_2)		
Volatile Organic Compounds (VOC)		
Hazardous Air Pollutants	Potential Emissions	
	PPH	TPY
Regulated Pollutants other than Criteria and HAP	Potential Emissions	
	PPH	TPY

List the method(s) used to calculate the potential emissions (include dates of any stack tests conducted, versions of software used, source and dates of emission factors, etc.).

Emissions from this Emission Group are assigned to the major emitting process equipment. Emissions are calculated assuming 8760 hours of operation for most equipment. Emergency equipment emissions are based on 500 hours per year. Highest emitting products were chosen for each emission group, utilizing MON MACT standard batch requirements when appropriate. For tanks the highest throughput in the last three years was increased three times. This was the basis for the PTE. Emissions were calculated using ChemCAD, Essential EHS, Emission Master and/or other appropriate emission estimation models or calculation methodologies (USEPA's TANKS 4.0, WATER9, etc.). Methods take into account stack test results as appropriate.

Applicable Requirements ***T-1533***

List all applicable requirements for this emission unit. For each applicable requirement, include the underlying rule/regulation citation and/or construction permit with the condition number. (*Note: Title V permit condition numbers alone are not the underlying applicable requirements*). If an emission limit is calculated based on the type of source and design capacity or if a standard is based on a design parameter, this information should also be included.

Emission Limits - 4.1.1, 4.1.20, 4.1.21, 4.1.22, ; 45CSR13 Permit R13-2338 4.1.1, ; 45CSR34, ; 40CFR63 Subpart FFFF,

Opacity Limits - NA

Operational Limits - 4.1.4, 4.1.23, 4.1.24, 4.1.25, 4.1.26, ; 45CSR13 Permit R13-2338 4.1.4,; 45CSR34 , ; 40CFR63 Subpart FFFF,

X Permit Shield

For all applicable requirements listed above, provide monitoring/testing/recordkeeping/reporting which shall be used to demonstrate compliance. If the method is based on a permit or rule, include the condition number or citation. (Note: Each requirement listed above must have an associated method of demonstrating compliance. If there is not already a required method in place, then a method must be proposed.)

Emission Limits - 4.1.7, 4.5.1, 4.4.3, 4.4.4; 45CSR13 Permit R13-2338 4.1.7, 4.5.1, 4.4.4, 4.4.5;

Opacity Limits - NA;

Operational Limits - 4.5.5,4.5.3, 4.1.10, ; 45CSR13 Permit R13-2338 4.1.22,4.5.3, 4.5.5, ; 45CSR34,; 40CFR63 Subpart FFFF,

Are you in compliance with all applicable requirements for this emission unit? X Yes ___No

If no, complete the **Schedule of Compliance Form** as **ATTACHMENT F**.

ATTACHMENT E - Emission Unit Form

Emission Unit Description		*Emission Group 130*
Emission unit ID number: T-1534	**Emission unit name:** Tank	**List any control devices associated with this emission unit:** S-197

Provide a description of the emission unit (type, method of operation, design parameters, etc.):

Tank

Manufacturer:	**Model number:**	**Serial number:**
In House	NA	NA
Construction date: 1989	**Installation date:**	**Modification date(s):**

Design Capacity (examples: furnaces - tons/hr, tanks - gallons):

30000

Maximum Hourly Throughput:	**Maximum Annual Throughput:**	**Maximum Operating Schedule:**
See Potential Emissions estimation method		8760

Fuel Usage Data **(fill out all applicable fields)**

Does this emission unit combust fuel? ___ Yes ___X No	**If yes, is it?** ___ Indirect Fired ___ Direct Fired
Maximum design heat input and/or maximum horsepower rating:	**Type and Btu/hr rating of burners:**

List the primary fuel type(s) and if applicable, the secondary fuel type(s). For each fuel type listed, provide the maximum hourly and annual fuel usage for each.

Describe each fuel expected to be used during the term of the permit.

Fuel Type	Max. Sulfur Content	Max. Ash Content	BTU Value

Emissions Data	***T-1534***	
Criteria Pollutants	Potential Emissions	
	PPH	TPY
Carbon Monoxide (CO)		
Nitrogen Oxides (NO_X)		
Lead (Pb)		
Particulate Matter ($PM_{2.5}$)		
Particulate Matter (PM_{10})		
Total Particulate Matter (TSP)		
Sulfur Dioxide (SO_2)		
Volatile Organic Compounds (VOC)		
Hazardous Air Pollutants	Potential Emissions	
	PPH	TPY
Regulated Pollutants other than Criteria and HAP	Potential Emissions	
	PPH	TPY

List the method(s) used to calculate the potential emissions (include dates of any stack tests conducted, versions of software used, source and dates of emission factors, etc.).

Emissions from this Emission Group are assigned to the major emitting process equipment. Emissions are calculated assuming 8760 hours of operation for most equipment. Emergency equipment emissions are based on 500 hours per year. Highest emitting products were chosen for each emission group, utilizing MON MACT standard batch requirements when appropriate. For tanks the highest throughput in the last three years was increased three times. This was the basis for the PTE. Emissions were calculated using ChemCAD, Essential EHS, Emission Master and/or other appropriate emission estimation models or calculation methodologies (USEPA's TANKS 4.0, WATER9, etc.). Methods take into account stack test results as appropriate.

Applicable Requirements ***T-1534***

List all applicable requirements for this emission unit. For each applicable requirement, include the underlying rule/regulation citation and/or construction permit with the condition number. (*Note: Title V permit condition numbers alone are not the underlying applicable requirements*). If an emission limit is calculated based on the type of source and design capacity or if a standard is based on a design parameter, this information should also be included.

Emission Limits - 4.1.1, 4.1.20, 4.1.21, 4.1.22, ; 45CSR13 Permit R13-2338 4.1.1, ; 45CSR34, ; 40CFR63 Subpart FFFF,

Opacity Limits - NA

Operational Limits - 4.1.4, 4.1.23, 4.1.24, 4.1.25, 4.1.26, ; 45CSR13 Permit R13-2338 4.1.4,; 45CSR34 , ; 40CFR63 Subpart FFFF,

X Permit Shield

For all applicable requirements listed above, provide monitoring/testing/recordkeeping/reporting which shall be used to demonstrate compliance. If the method is based on a permit or rule, include the condition number or citation. (Note: Each requirement listed above must have an associated method of demonstrating compliance. If there is not already a required method in place, then a method must be proposed.)

Emission Limits - 4.1.7, 4.5.1, 4.4.3, 4.4.4; 45CSR13 Permit R13-2338 4.1.7, 4.5.1, 4.4.4, 4.4.5;

Opacity Limits - NA;

Operational Limits - 4.5.5,4.5.3, 4.1.10, ; 45CSR13 Permit R13-2338 4.1.22,4.5.3, 4.5.5, ; 45CSR34,; 40CFR63 Subpart FFFF,

Are you in compliance with all applicable requirements for this emission unit? X Yes ___No

If no, complete the **Schedule of Compliance Form** as **ATTACHMENT F**.

ATTACHMENT E - Emission Unit Form

Emission Unit Description		*Emission Group 130*
Emission unit ID number: T-1644	**Emission unit name:** Tank	**List any control devices associated with this emission unit:** S-197

Provide a description of the emission unit (type, method of operation, design parameters, etc.):

Tank

Manufacturer: In House	**Model number:** NA	**Serial number:** NA
Construction date: 1988	**Installation date:**	**Modification date(s):**

Design Capacity (examples: furnaces - tons/hr, tanks - gallons):

<20,000

Maximum Hourly Throughput: See Potential Emissions estimation method	**Maximum Annual Throughput:**	**Maximum Operating Schedule:** 8760

Fuel Usage Data **(fill out all applicable fields)**

Does this emission unit combust fuel? ___ Yes ___X No	**If yes, is it?** ___ Indirect Fired ___ Direct Fired
Maximum design heat input and/or maximum horsepower rating:	**Type and Btu/hr rating of burners:**

List the primary fuel type(s) and if applicable, the secondary fuel type(s). For each fuel type listed, provide the maximum hourly and annual fuel usage for each.

Describe each fuel expected to be used during the term of the permit.

Fuel Type	Max. Sulfur Content	Max. Ash Content	BTU Value

Emissions Data	***T-1644***	
Criteria Pollutants	Potential Emissions	
	PPH	TPY
Carbon Monoxide (CO)		
Nitrogen Oxides (NO_X)		
Lead (Pb)		
Particulate Matter ($PM_{2.5}$)		
Particulate Matter (PM_{10})		
Total Particulate Matter (TSP)		
Sulfur Dioxide (SO_2)		
Volatile Organic Compounds (VOC)		
Hazardous Air Pollutants	Potential Emissions	
	PPH	TPY
Regulated Pollutants other than Criteria and HAP	Potential Emissions	
	PPH	TPY

List the method(s) used to calculate the potential emissions (include dates of any stack tests conducted, versions of software used, source and dates of emission factors, etc.).

Emissions from this Emission Group are assigned to the major emitting process equipment. Emissions are calculated assuming 8760 hours of operation for most equipment. Emergency equipment emissions are based on 500 hours per year. Highest emitting products were chosen for each emission group, utilizing MON MACT standard batch requirements when appropriate. For tanks the highest throughput in the last three years was increased three times. This was the basis for the PTE. Emissions were calculated using ChemCAD, Essential EHS, Emission Master and/or other appropriate emission estimation models or calculation methodologies (USEPA's TANKS 4.0, WATER9, etc.). Methods take into account stack test results as appropriate.

Applicable Requirements ***T-1644***

List all applicable requirements for this emission unit. For each applicable requirement, include the underlying rule/regulation citation and/or construction permit with the condition number. (*Note: Title V permit condition numbers alone are not the underlying applicable requirements*). If an emission limit is calculated based on the type of source and design capacity or if a standard is based on a design parameter, this information should also be included.

Emission Limits - 4.1.1, 4.1.20, 4.1.21, 4.1.22, ; 45CSR13 Permit R13-2338 4.1.1, ; 45CSR34, ; 40CFR63 Subpart FFFF,

Opacity Limits - NA

Operational Limits - 4.1.4, 4.1.23, 4.1.24, 4.1.25, 4.1.26, ; 45CSR13 Permit R13-2338 4.1.4,; 45CSR34 , ; 40CFR63 Subpart FFFF,

X Permit Shield

For all applicable requirements listed above, provide monitoring/testing/recordkeeping/reporting which shall be used to demonstrate compliance. If the method is based on a permit or rule, include the condition number or citation. (Note: Each requirement listed above must have an associated method of demonstrating compliance. If there is not already a required method in place, then a method must be proposed.)

Emission Limits - 4.1.7, 4.5.1, 4.4.3, 4.4.4; 45CSR13 Permit R13-2338 4.1.7, 4.5.1, 4.4.4, 4.4.5;

Opacity Limits - NA;

Operational Limits - 4.5.5,4.5.3, 4.1.10, ; 45CSR13 Permit R13-2338 4.1.22,4.5.3, 4.5.5, ; 45CSR34,; 40CFR63 Subpart FFFF,

Are you in compliance with all applicable requirements for this emission unit? X Yes ___No

If no, complete the **Schedule of Compliance Form** as **ATTACHMENT F**.

ATTACHMENT E - Emission Unit Form

Emission Unit Description		*Emission Group 130*
Emission unit ID number: T-1645	**Emission unit name:** Tank	**List any control devices associated with this emission unit:** S-197

Provide a description of the emission unit (type, method of operation, design parameters, etc.):

Tank

Manufacturer:	**Model number:**	**Serial number:**
In House	NA	NA
Construction date: 1988	**Installation date:**	**Modification date(s):**

Design Capacity (examples: furnaces - tons/hr, tanks - gallons):

<20,000

Maximum Hourly Throughput:	**Maximum Annual Throughput:**	**Maximum Operating Schedule:**
See Potential Emissions estimation method		8760

Fuel Usage Data **(fill out all applicable fields)**

Does this emission unit combust fuel? ___ Yes ___X No	**If yes, is it?** ___ Indirect Fired ___ Direct Fired
Maximum design heat input and/or maximum horsepower rating:	**Type and Btu/hr rating of burners:**

List the primary fuel type(s) and if applicable, the secondary fuel type(s). For each fuel type listed, provide the maximum hourly and annual fuel usage for each.

Describe each fuel expected to be used during the term of the permit.

Fuel Type	Max. Sulfur Content	Max. Ash Content	BTU Value

Emissions Data	***T-1645***	
Criteria Pollutants	Potential Emissions	
	PPH	TPY
Carbon Monoxide (CO)		
Nitrogen Oxides (NO_X)		
Lead (Pb)		
Particulate Matter ($PM_{2.5}$)		
Particulate Matter (PM_{10})		
Total Particulate Matter (TSP)		
Sulfur Dioxide (SO_2)		
Volatile Organic Compounds (VOC)		
Hazardous Air Pollutants	Potential Emissions	
	PPH	TPY
Regulated Pollutants other than Criteria and HAP	Potential Emissions	
	PPH	TPY

List the method(s) used to calculate the potential emissions (include dates of any stack tests conducted, versions of software used, source and dates of emission factors, etc.).

Emissions from this Emission Group are assigned to the major emitting process equipment. Emissions are calculated assuming 8760 hours of operation for most equipment. Emergency equipment emissions are based on 500 hours per year. Highest emitting products were chosen for each emission group, utilizing MON MACT standard batch requirements when appropriate. For tanks the highest throughput in the last three years was increased three times. This was the basis for the PTE. Emissions were calculated using ChemCAD, Essential EHS, Emission Master and/or other appropriate emission estimation models or calculation methodologies (USEPA's TANKS 4.0, WATER9, etc.). Methods take into account stack test results as appropriate.

Applicable Requirements ***T-1645***

List all applicable requirements for this emission unit. For each applicable requirement, include the underlying rule/regulation citation and/or construction permit with the condition number. (*Note: Title V permit condition numbers alone are not the underlying applicable requirements*). If an emission limit is calculated based on the type of source and design capacity or if a standard is based on a design parameter, this information should also be included.

Emission Limits - 4.1.1, 4.1.20, 4.1.21, 4.1.22, ; 45CSR13 Permit R13-2338 4.1.1, ; 45CSR34, ; 40CFR63 Subpart FFFF,

Opacity Limits - NA

Operational Limits - 4.1.4, 4.1.23, 4.1.24, 4.1.25, 4.1.26, ; 45CSR13 Permit R13-2338 4.1.4,; 45CSR34 , ; 40CFR63 Subpart FFFF,

X Permit Shield

For all applicable requirements listed above, provide monitoring/testing/recordkeeping/reporting which shall be used to demonstrate compliance. If the method is based on a permit or rule, include the condition number or citation. (Note: Each requirement listed above must have an associated method of demonstrating compliance. If there is not already a required method in place, then a method must be proposed.)

Emission Limits - 4.1.7, 4.5.1, 4.4.3, 4.4.4; 45CSR13 Permit R13-2338 4.1.7, 4.5.1, 4.4.4, 4.4.5;

Opacity Limits - NA;

Operational Limits - 4.5.5,4.5.3, 4.1.10, ; 45CSR13 Permit R13-2338 4.1.22,4.5.3, 4.5.5, ; 45CSR34,; 40CFR63 Subpart FFFF,

Are you in compliance with all applicable requirements for this emission unit? X Yes ___No

If no, complete the **Schedule of Compliance Form** as **ATTACHMENT F**.

ATTACHMENT E - Emission Unit Form

Emission Unit Description		*Emission Group 130*
Emission unit ID number: T-1647	**Emission unit name:** Tank	**List any control devices associated with this emission unit:** S-196

Provide a description of the emission unit (type, method of operation, design parameters, etc.):

Tank

Manufacturer:	**Model number:**	**Serial number:**
In House	NA	NA
Construction date: 1988	**Installation date:**	**Modification date(s):**

Design Capacity (examples: furnaces - tons/hr, tanks - gallons):

<20,000

Maximum Hourly Throughput:	**Maximum Annual Throughput:**	**Maximum Operating Schedule:**
See Potential Emissions estimation method		8760

Fuel Usage Data **(fill out all applicable fields)**

Does this emission unit combust fuel? ___ Yes ___X No	**If yes, is it?** ___ Indirect Fired ___ Direct Fired
Maximum design heat input and/or maximum horsepower rating:	**Type and Btu/hr rating of burners:**

List the primary fuel type(s) and if applicable, the secondary fuel type(s). For each fuel type listed, provide the maximum hourly and annual fuel usage for each.

Describe each fuel expected to be used during the term of the permit.

Fuel Type	Max. Sulfur Content	Max. Ash Content	BTU Value

Emissions Data ***T-1647***

Criteria Pollutants	Potential Emissions	
	PPH	TPY
Carbon Monoxide (CO)		
Nitrogen Oxides (NO_X)		
Lead (Pb)		
Particulate Matter ($PM_{2.5}$)		
Particulate Matter (PM_{10})		
Total Particulate Matter (TSP)		
Sulfur Dioxide (SO_2)		
Volatile Organic Compounds (VOC)		

Hazardous Air Pollutants	Potential Emissions	
	PPH	TPY

Regulated Pollutants other than Criteria and HAP	Potential Emissions	
	PPH	TPY

List the method(s) used to calculate the potential emissions (include dates of any stack tests conducted, versions of software used, source and dates of emission factors, etc.).

Emissions from this Emission Group are assigned to the major emitting process equipment. Emissions are calculated assuming 8760 hours of operation for most equipment. Emergency equipment emissions are based on 500 hours per year. Highest emitting products were chosen for each emission group, utilizing MON MACT standard batch requirements when appropriate. For tanks the highest throughput in the last three years was increased three times. This was the basis for the PTE. Emissions were calculated using ChemCAD, Essential EHS, Emission Master and/or other appropriate emission estimation models or calculation methodologies (USEPA's TANKS 4.0, WATER9, etc.). Methods take into account stack test results as appropriate.

Applicable Requirements ***T-1647***

List all applicable requirements for this emission unit. For each applicable requirement, include the underlying rule/regulation citation and/or construction permit with the condition number. (*Note: Title V permit condition numbers alone are not the underlying applicable requirements*). If an emission limit is calculated based on the type of source and design capacity or if a standard is based on a design parameter, this information should also be included.

Emission Limits - 4.1.1, 4.1.20, 4.1.21, 4.1.22, ; 45CSR13 Permit R13-2338 4.1.1, ; 45CSR34, ; 40CFR63 Subpart FFFF,

Opacity Limits - NA

Operational Limits - 4.1.4, 4.1.23, 4.1.24, 4.1.25, 4.1.26, ; 45CSR13 Permit R13-2338 4.1.4,; 45CSR34 , ; 40CFR63 Subpart FFFF,

X Permit Shield

For all applicable requirements listed above, provide monitoring/testing/recordkeeping/reporting which shall be used to demonstrate compliance. If the method is based on a permit or rule, include the condition number or citation. (Note: Each requirement listed above must have an associated method of demonstrating compliance. If there is not already a required method in place, then a method must be proposed.)

Emission Limits - 4.1.7, 4.5.1, 4.4.3, 4.4.4; 45CSR13 Permit R13-2338 4.1.7, 4.5.1, 4.4.4, 4.4.5;

Opacity Limits - NA;

Operational Limits - 4.5.5,4.5.3, 4.1.10, ; 45CSR13 Permit R13-2338 4.1.22,4.5.3, 4.5.5, ; 45CSR34,; 40CFR63 Subpart FFFF,

Are you in compliance with all applicable requirements for this emission unit? X Yes ___No

If no, complete the **Schedule of Compliance Form** as **ATTACHMENT F**.

ATTACHMENT E - Emission Unit Form

Emission Unit Description		*Emission Group 130*
Emission unit ID number: T-1655	**Emission unit name:** Tank	**List any control devices associated with this emission unit:** S-197

Provide a description of the emission unit (type, method of operation, design parameters, etc.):

Tank

Manufacturer:	**Model number:**	**Serial number:**
In House	NA	NA
Construction date: 1988	**Installation date:**	**Modification date(s):**

Design Capacity (examples: furnaces - tons/hr, tanks - gallons):

30000

Maximum Hourly Throughput:	**Maximum Annual Throughput:**	**Maximum Operating Schedule:**
See Potential Emissions estimation method		8760

Fuel Usage Data **(fill out all applicable fields)**

Does this emission unit combust fuel? ___ Yes ___X No	**If yes, is it?** ___ Indirect Fired ___ Direct Fired
Maximum design heat input and/or maximum horsepower rating:	**Type and Btu/hr rating of burners:**

List the primary fuel type(s) and if applicable, the secondary fuel type(s). For each fuel type listed, provide the maximum hourly and annual fuel usage for each.

Describe each fuel expected to be used during the term of the permit.

Fuel Type	Max. Sulfur Content	Max. Ash Content	BTU Value

Emissions Data	***T-1655***	
Criteria Pollutants	Potential Emissions	
	PPH	TPY
Carbon Monoxide (CO)		
Nitrogen Oxides (NO_X)		
Lead (Pb)		
Particulate Matter ($PM_{2.5}$)		
Particulate Matter (PM_{10})		
Total Particulate Matter (TSP)		
Sulfur Dioxide (SO_2)		
Volatile Organic Compounds (VOC)		
Hazardous Air Pollutants	Potential Emissions	
	PPH	TPY
Regulated Pollutants other than Criteria and HAP	Potential Emissions	
	PPH	TPY

List the method(s) used to calculate the potential emissions (include dates of any stack tests conducted, versions of software used, source and dates of emission factors, etc.).

Emissions from this Emission Group are assigned to the major emitting process equipment. Emissions are calculated assuming 8760 hours of operation for most equipment. Emergency equipment emissions are based on 500 hours per year. Highest emitting products were chosen for each emission group, utilizing MON MACT standard batch requirements when appropriate. For tanks the highest throughput in the last three years was increased three times. This was the basis for the PTE. Emissions were calculated using ChemCAD, Essential EHS, Emission Master and/or other appropriate emission estimation models or calculation methodologies (USEPA's TANKS 4.0, WATER9, etc.). Methods take into account stack test results as appropriate.

Applicable Requirements ***T-1655***

List all applicable requirements for this emission unit. For each applicable requirement, include the underlying rule/regulation citation and/or construction permit with the condition number. (*Note: Title V permit condition numbers alone are not the underlying applicable requirements*). If an emission limit is calculated based on the type of source and design capacity or if a standard is based on a design parameter, this information should also be included.

Emission Limits - 4.1.1, 4.1.20, 4.1.21, 4.1.22, ; 45CSR13 Permit R13-2338 4.1.1, ; 45CSR34, ; 40CFR63 Subpart FFFF,

Opacity Limits - NA

Operational Limits - 4.1.4, 4.1.23, 4.1.24, 4.1.25, 4.1.26, ; 45CSR13 Permit R13-2338 4.1.4,; 45CSR34 , ; 40CFR63 Subpart FFFF,

X Permit Shield

For all applicable requirements listed above, provide monitoring/testing/recordkeeping/reporting which shall be used to demonstrate compliance. If the method is based on a permit or rule, include the condition number or citation. (Note: Each requirement listed above must have an associated method of demonstrating compliance. If there is not already a required method in place, then a method must be proposed.)

Emission Limits - 4.1.7, 4.5.1, 4.4.3, 4.4.4; 45CSR13 Permit R13-2338 4.1.7, 4.5.1, 4.4.4, 4.4.5;

Opacity Limits - NA;

Operational Limits - 4.5.5,4.5.3, 4.1.10, ; 45CSR13 Permit R13-2338 4.1.22,4.5.3, 4.5.5, ; 45CSR34,; 40CFR63 Subpart FFFF,

Are you in compliance with all applicable requirements for this emission unit? X Yes ___No

If no, complete the **Schedule of Compliance Form** as **ATTACHMENT F**.

ATTACHMENT E - Emission Unit Form

Emission Unit Description		*Emission Group 130*
Emission unit ID number: T-1658	**Emission unit name:** Tank	**List any control devices associated with this emission unit:** NONE

Provide a description of the emission unit (type, method of operation, design parameters, etc.):

Tank

Manufacturer:	**Model number:**	**Serial number:**
In House	NA	NA
Construction date: 1989	**Installation date:**	**Modification date(s):**

Design Capacity (examples: furnaces - tons/hr, tanks - gallons):

<20,000

Maximum Hourly Throughput:	**Maximum Annual Throughput:**	**Maximum Operating Schedule:**
See Potential Emissions estimation method		8760

Fuel Usage Data **(fill out all applicable fields)**

Does this emission unit combust fuel? ___ Yes ___X No	**If yes, is it?** ___ Indirect Fired ___ Direct Fired
Maximum design heat input and/or maximum horsepower rating:	**Type and Btu/hr rating of burners:**

List the primary fuel type(s) and if applicable, the secondary fuel type(s). For each fuel type listed, provide the maximum hourly and annual fuel usage for each.

Describe each fuel expected to be used during the term of the permit.

Fuel Type	Max. Sulfur Content	Max. Ash Content	BTU Value

Emissions Data	***T-1658***	
Criteria Pollutants	Potential Emissions	
	PPH	TPY
Carbon Monoxide (CO)		
Nitrogen Oxides (NO_X)		
Lead (Pb)		
Particulate Matter ($PM_{2.5}$)		
Particulate Matter (PM_{10})		
Total Particulate Matter (TSP)		
Sulfur Dioxide (SO_2)		
Volatile Organic Compounds (VOC)		
Hazardous Air Pollutants	Potential Emissions	
	PPH	TPY
Regulated Pollutants other than Criteria and HAP	Potential Emissions	
	PPH	TPY

List the method(s) used to calculate the potential emissions (include dates of any stack tests conducted, versions of software used, source and dates of emission factors, etc.).

Emissions from this Emission Group are assigned to the major emitting process equipment. Emissions are calculated assuming 8760 hours of operation for most equipment. Emergency equipment emissions are based on 500 hours per year. Highest emitting products were chosen for each emission group, utilizing MON MACT standard batch requirements when appropriate. For tanks the highest throughput in the last three years was increased three times. This was the basis for the PTE. Emissions were calculated using ChemCAD, Essential EHS, Emission Master and/or other appropriate emission estimation models or calculation methodologies (USEPA's TANKS 4.0, WATER9, etc.). Methods take into account stack test results as appropriate.

Applicable Requirements ***T-1658***

List all applicable requirements for this emission unit. For each applicable requirement, include the underlying rule/regulation citation and/or construction permit with the condition number. (*Note: Title V permit condition numbers alone are not the underlying applicable requirements*). If an emission limit is calculated based on the type of source and design capacity or if a standard is based on a design parameter, this information should also be included.

Emission Limits - 4.1.1, 4.1.20, 4.1.21, 4.1.22, ; 45CSR13 Permit R13-2338 4.1.1, ; 45CSR34, ; 40CFR63 Subpart FFFF,

Opacity Limits - NA

Operational Limits - 4.1.4, 4.1.23, 4.1.24, 4.1.25, 4.1.26, ; 45CSR13 Permit R13-2338 4.1.4,; 45CSR34 , ; 40CFR63 Subpart FFFF,

X Permit Shield

For all applicable requirements listed above, provide monitoring/testing/recordkeeping/reporting which shall be used to demonstrate compliance. If the method is based on a permit or rule, include the condition number or citation. (Note: Each requirement listed above must have an associated method of demonstrating compliance. If there is not already a required method in place, then a method must be proposed.)

Emission Limits - 4.1.7, 4.5.1, 4.4.3, 4.4.4; 45CSR13 Permit R13-2338 4.1.7, 4.5.1, 4.4.4, 4.4.5;

Opacity Limits - NA;

Operational Limits - 4.5.5,4.5.3, 4.1.10, ; 45CSR13 Permit R13-2338 4.1.22,4.5.3, 4.5.5, ; 45CSR34,; 40CFR63 Subpart FFFF,

Are you in compliance with all applicable requirements for this emission unit? X Yes ___No

If no, complete the **Schedule of Compliance Form** as **ATTACHMENT F**.

ATTACHMENT E - Emission Unit Form

Emission Unit Description		*Emission Group 130*
Emission unit ID number: T-1659	**Emission unit name:** Tank	**List any control devices associated with this emission unit:** S-196
Provide a description of the emission unit (type, method of operation, design parameters, etc.): Tank		
Manufacturer: In House	**Model number:** NA	**Serial number:** NA
Construction date: 1988	**Installation date:**	**Modification date(s):**
Design Capacity (examples: furnaces - tons/hr, tanks - gallons): <20,000		
Maximum Hourly Throughput: See Potential Emissions estimation method	**Maximum Annual Throughput:**	**Maximum Operating Schedule:** 8760
Fuel Usage Data **(fill out all applicable fields)**		
Does this emission unit combust fuel? ___ Yes ___X No		**If yes, is it?** ___ Indirect Fired ___ Direct Fired
Maximum design heat input and/or maximum horsepower rating:		**Type and Btu/hr rating of burners:**
List the primary fuel type(s) and if applicable, the secondary fuel type(s). For each fuel type listed, provide the maximum hourly and annual fuel usage for each.		

Describe each fuel expected to be used during the term of the permit.

Fuel Type	Max. Sulfur Content	Max. Ash Content	BTU Value

Emissions Data ***T-1659***

Criteria Pollutants	Potential Emissions	
	PPH	TPY
Carbon Monoxide (CO)		
Nitrogen Oxides (NO_X)		
Lead (Pb)		
Particulate Matter ($PM_{2.5}$)		
Particulate Matter (PM_{10})		
Total Particulate Matter (TSP)		
Sulfur Dioxide (SO_2)		
Volatile Organic Compounds (VOC)		

Hazardous Air Pollutants	Potential Emissions	
	PPH	TPY

Regulated Pollutants other than Criteria and HAP	Potential Emissions	
	PPH	TPY

List the method(s) used to calculate the potential emissions (include dates of any stack tests conducted, versions of software used, source and dates of emission factors, etc.).

Emissions from this Emission Group are assigned to the major emitting process equipment. Emissions are calculated assuming 8760 hours of operation for most equipment. Emergency equipment emissions are based on 500 hours per year. Highest emitting products were chosen for each emission group, utilizing MON MACT standard batch requirements when appropriate. For tanks the highest throughput in the last three years was increased three times. This was the basis for the PTE. Emissions were calculated using ChemCAD, Essential EHS, Emission Master and/or other appropriate emission estimation models or calculation methodologies (USEPA's TANKS 4.0, WATER9, etc.). Methods take into account stack test results as appropriate.

Applicable Requirements ***T-1659***

List all applicable requirements for this emission unit. For each applicable requirement, include the underlying rule/regulation citation and/or construction permit with the condition number. (*Note: Title V permit condition numbers alone are not the underlying applicable requirements*). If an emission limit is calculated based on the type of source and design capacity or if a standard is based on a design parameter, this information should also be included.

Emission Limits - 4.1.1, 4.1.20, 4.1.21, 4.1.22, ; 45CSR13 Permit R13-2338 4.1.1, ; 45CSR34, ; 40CFR63 Subpart FFFF,

Opacity Limits - NA

Operational Limits - 4.1.4, 4.1.23, 4.1.24, 4.1.25, 4.1.26, ; 45CSR13 Permit R13-2338 4.1.4,; 45CSR34 , ; 40CFR63 Subpart FFFF,

X Permit Shield

For all applicable requirements listed above, provide monitoring/testing/recordkeeping/reporting which shall be used to demonstrate compliance. If the method is based on a permit or rule, include the condition number or citation. (Note: Each requirement listed above must have an associated method of demonstrating compliance. If there is not already a required method in place, then a method must be proposed.)

Emission Limits - 4.1.7, 4.5.1, 4.4.3, 4.4.4; 45CSR13 Permit R13-2338 4.1.7, 4.5.1, 4.4.4, 4.4.5;

Opacity Limits - NA;

Operational Limits - 4.5.5,4.5.3, 4.1.10, ; 45CSR13 Permit R13-2338 4.1.22,4.5.3, 4.5.5, ; 45CSR34,; 40CFR63 Subpart FFFF,

Are you in compliance with all applicable requirements for this emission unit? X Yes ___No

If no, complete the **Schedule of Compliance Form** as **ATTACHMENT F**.

ATTACHMENT E - Emission Unit Form

Emission Unit Description		*Emission Group 130*
Emission unit ID number: T-1660	**Emission unit name:** Tank	**List any control devices associated with this emission unit:** S-196

Provide a description of the emission unit (type, method of operation, design parameters, etc.):

Tank

Manufacturer:	**Model number:**	**Serial number:**
In House	NA	NA
Construction date: 1988	**Installation date:**	**Modification date(s):**

Design Capacity (examples: furnaces - tons/hr, tanks - gallons):

<20,000

Maximum Hourly Throughput:	**Maximum Annual Throughput:**	**Maximum Operating Schedule:**
See Potential Emissions estimation method		8760

Fuel Usage Data **(fill out all applicable fields)**

Does this emission unit combust fuel? ___ Yes ___X No	**If yes, is it?** ___ Indirect Fired ___ Direct Fired
Maximum design heat input and/or maximum horsepower rating:	**Type and Btu/hr rating of burners:**

List the primary fuel type(s) and if applicable, the secondary fuel type(s). For each fuel type listed, provide the maximum hourly and annual fuel usage for each.

Describe each fuel expected to be used during the term of the permit.

Fuel Type	Max. Sulfur Content	Max. Ash Content	BTU Value

Emissions Data	***T-1660***	
Criteria Pollutants	Potential Emissions	
	PPH	TPY
Carbon Monoxide (CO)		
Nitrogen Oxides (NO_X)		
Lead (Pb)		
Particulate Matter ($PM_{2.5}$)		
Particulate Matter (PM_{10})		
Total Particulate Matter (TSP)		
Sulfur Dioxide (SO_2)		
Volatile Organic Compounds (VOC)		
Hazardous Air Pollutants	Potential Emissions	
	PPH	TPY
Regulated Pollutants other than Criteria and HAP	Potential Emissions	
	PPH	TPY

List the method(s) used to calculate the potential emissions (include dates of any stack tests conducted, versions of software used, source and dates of emission factors, etc.).

Emissions from this Emission Group are assigned to the major emitting process equipment. Emissions are calculated assuming 8760 hours of operation for most equipment. Emergency equipment emissions are based on 500 hours per year. Highest emitting products were chosen for each emission group, utilizing MON MACT standard batch requirements when appropriate. For tanks the highest throughput in the last three years was increased three times. This was the basis for the PTE. Emissions were calculated using ChemCAD, Essential EHS, Emission Master and/or other appropriate emission estimation models or calculation methodologies (USEPA's TANKS 4.0, WATER9, etc.). Methods take into account stack test results as appropriate.

Applicable Requirements ***T-1660***

List all applicable requirements for this emission unit. For each applicable requirement, include the underlying rule/regulation citation and/or construction permit with the condition number. (*Note: Title V permit condition numbers alone are not the underlying applicable requirements*). If an emission limit is calculated based on the type of source and design capacity or if a standard is based on a design parameter, this information should also be included.

Emission Limits - 4.1.1, 4.1.20, 4.1.21, 4.1.22, ; 45CSR13 Permit R13-2338 4.1.1, ; 45CSR34, ; 40CFR63 Subpart FFFF,

Opacity Limits - NA

Operational Limits - 4.1.4, 4.1.23, 4.1.24, 4.1.25, 4.1.26, 4.1.23, 4.1.24, 4.1.25, 4.1.26, ; 45CSR13 Permit R13-2338 4.1.4,; 45CSR34 , 45CSR34 , ; 40CFR63 Subpart FFFF, 40CFR63 Subpart FFFF,

X Permit Shield

For all applicable requirements listed above, provide monitoring/testing/recordkeeping/reporting which shall be used to demonstrate compliance. If the method is based on a permit or rule, include the condition number or citation. (Note: Each requirement listed above must have an associated method of demonstrating compliance. If there is not already a required method in place, then a method must be proposed.)

Emission Limits - 4.1.7, 4.5.1, 4.4.3, 4.4.4; 45CSR13 Permit R13-2338 4.1.7, 4.5.1, 4.4.4, 4.4.5;

Opacity Limits - NA;

Operational Limits - 4.5.5,4.5.3, 4.1.10, ; 45CSR13 Permit R13-2338 4.1.22,4.5.3, 4.5.5, ; 45CSR34,; 40CFR63 Subpart FFFF,

Are you in compliance with all applicable requirements for this emission unit? X Yes ___No

If no, complete the **Schedule of Compliance Form** as **ATTACHMENT F**.

ATTACHMENT E - Emission Unit Form

Emission Unit Description		*Emission Group 130*
Emission unit ID number: T-1864	**Emission unit name:** Tank	**List any control devices associated with this emission unit:** S-196

Provide a description of the emission unit (type, method of operation, design parameters, etc.):

Tank

Manufacturer:	**Model number:**	**Serial number:**
In House	NA	NA
Construction date: 1997	**Installation date:**	**Modification date(s):**

Design Capacity (examples: furnaces - tons/hr, tanks - gallons):

<20,000

Maximum Hourly Throughput:	**Maximum Annual Throughput:**	**Maximum Operating Schedule:**
See Potential Emissions estimation method		8760

Fuel Usage Data **(fill out all applicable fields)**

Does this emission unit combust fuel? ___ Yes ___X No	**If yes, is it?** ___ Indirect Fired ___ Direct Fired
Maximum design heat input and/or maximum horsepower rating:	**Type and Btu/hr rating of burners:**

List the primary fuel type(s) and if applicable, the secondary fuel type(s). For each fuel type listed, provide the maximum hourly and annual fuel usage for each.

Describe each fuel expected to be used during the term of the permit.

Fuel Type	Max. Sulfur Content	Max. Ash Content	BTU Value

Emissions Data	***T-1864***	
Criteria Pollutants	Potential Emissions	
	PPH	TPY
Carbon Monoxide (CO)		
Nitrogen Oxides (NO_X)		
Lead (Pb)		
Particulate Matter ($PM_{2.5}$)		
Particulate Matter (PM_{10})		
Total Particulate Matter (TSP)		
Sulfur Dioxide (SO_2)		
Volatile Organic Compounds (VOC)		
Hazardous Air Pollutants	Potential Emissions	
	PPH	TPY
Regulated Pollutants other than Criteria and HAP	Potential Emissions	
	PPH	TPY

List the method(s) used to calculate the potential emissions (include dates of any stack tests conducted, versions of software used, source and dates of emission factors, etc.).

Emissions from this Emission Group are assigned to the major emitting process equipment. Emissions are calculated assuming 8760 hours of operation for most equipment. Emergency equipment emissions are based on 500 hours per year. Highest emitting products were chosen for each emission group, utilizing MON MACT standard batch requirements when appropriate. For tanks the highest throughput in the last three years was increased three times. This was the basis for the PTE. Emissions were calculated using ChemCAD, Essential EHS, Emission Master and/or other appropriate emission estimation models or calculation methodologies (USEPA's TANKS 4.0, WATER9, etc.). Methods take into account stack test results as appropriate.

Applicable Requirements ***T-1864***

List all applicable requirements for this emission unit. For each applicable requirement, include the underlying rule/regulation citation and/or construction permit with the condition number. (*Note: Title V permit condition numbers alone are not the underlying applicable requirements*). If an emission limit is calculated based on the type of source and design capacity or if a standard is based on a design parameter, this information should also be included.

Emission Limits - 4.1.1, 4.1.20, 4.1.21, 4.1.22, ; 45CSR13 Permit R13-2338 4.1.1, ; 45CSR34, ; 40CFR63 Subpart FFFF,

Opacity Limits - NA

Operational Limits - 4.1.4, 4.1.23, 4.1.24, 4.1.25, 4.1.26, ; 45CSR13 Permit R13-2338 4.1.4,; 45CSR34 , ; 40CFR63 Subpart FFFF,

X Permit Shield

For all applicable requirements listed above, provide monitoring/testing/recordkeeping/reporting which shall be used to demonstrate compliance. If the method is based on a permit or rule, include the condition number or citation. (Note: Each requirement listed above must have an associated method of demonstrating compliance. If there is not already a required method in place, then a method must be proposed.)

Emission Limits - 4.1.7, 4.5.1, 4.4.3, 4.4.4; 45CSR13 Permit R13-2338 4.1.7, 4.5.1, 4.4.4, 4.4.5;

Opacity Limits - NA;

Operational Limits - 4.5.5,4.5.3, 4.1.10, ; 45CSR13 Permit R13-2338 4.1.22,4.5.3, 4.5.5, ; 45CSR34,; 40CFR63 Subpart FFFF,

Are you in compliance with all applicable requirements for this emission unit? X Yes ___No

If no, complete the **Schedule of Compliance Form** as **ATTACHMENT F**.

ATTACHMENT E - Emission Unit Form

Emission Unit Description		*Emission Group 130*
Emission unit ID number: T-1882	**Emission unit name:** Tank	**List any control devices associated with this emission unit:** S-196

Provide a description of the emission unit (type, method of operation, design parameters, etc.):

Tank

Manufacturer:	**Model number:**	**Serial number:**
In House	NA	NA
Construction date: 1997	**Installation date:**	**Modification date(s):**

Design Capacity (examples: furnaces - tons/hr, tanks - gallons):

<20,000

Maximum Hourly Throughput:	**Maximum Annual Throughput:**	**Maximum Operating Schedule:**
See Potential Emissions estimation method		8760

Fuel Usage Data **(fill out all applicable fields)**

Does this emission unit combust fuel? ___ Yes ___X No	**If yes, is it?** ___ Indirect Fired ___ Direct Fired
Maximum design heat input and/or maximum horsepower rating:	**Type and Btu/hr rating of burners:**

List the primary fuel type(s) and if applicable, the secondary fuel type(s). For each fuel type listed, provide the maximum hourly and annual fuel usage for each.

Describe each fuel expected to be used during the term of the permit.

Fuel Type	Max. Sulfur Content	Max. Ash Content	BTU Value

Emissions Data	***T-1882***	
Criteria Pollutants	Potential Emissions	
	PPH	TPY
Carbon Monoxide (CO)		
Nitrogen Oxides (NO_X)		
Lead (Pb)		
Particulate Matter ($PM_{2.5}$)		
Particulate Matter (PM_{10})		
Total Particulate Matter (TSP)		
Sulfur Dioxide (SO_2)		
Volatile Organic Compounds (VOC)		
Hazardous Air Pollutants	Potential Emissions	
	PPH	TPY
Regulated Pollutants other than Criteria and HAP	Potential Emissions	
	PPH	TPY

List the method(s) used to calculate the potential emissions (include dates of any stack tests conducted, versions of software used, source and dates of emission factors, etc.).

Emissions from this Emission Group are assigned to the major emitting process equipment. Emissions are calculated assuming 8760 hours of operation for most equipment. Emergency equipment emissions are based on 500 hours per year. Highest emitting products were chosen for each emission group, utilizing MON MACT standard batch requirements when appropriate. For tanks the highest throughput in the last three years was increased three times. This was the basis for the PTE. Emissions were calculated using ChemCAD, Essential EHS, Emission Master and/or other appropriate emission estimation models or calculation methodologies (USEPA's TANKS 4.0, WATER9, etc.). Methods take into account stack test results as appropriate.

Applicable Requirements ***T-1882***

List all applicable requirements for this emission unit. For each applicable requirement, include the underlying rule/regulation citation and/or construction permit with the condition number. (*Note: Title V permit condition numbers alone are not the underlying applicable requirements*). If an emission limit is calculated based on the type of source and design capacity or if a standard is based on a design parameter, this information should also be included.

Emission Limits - 4.1.1, 4.1.20, 4.1.21, 4.1.22, ; 45CSR13 Permit R13-2338 4.1.1, ; 45CSR34, ; 40CFR63 Subpart FFFF,

Opacity Limits - NA

Operational Limits - 4.1.4, 4.1.23, 4.1.24, 4.1.25, 4.1.26, ; 45CSR13 Permit R13-2338 4.1.4,; 45CSR34 , ; 40CFR63 Subpart FFFF,

X Permit Shield

For all applicable requirements listed above, provide monitoring/testing/recordkeeping/reporting which shall be used to demonstrate compliance. If the method is based on a permit or rule, include the condition number or citation. (Note: Each requirement listed above must have an associated method of demonstrating compliance. If there is not already a required method in place, then a method must be proposed.)

Emission Limits - 4.1.7, 4.5.1, 4.4.3, 4.4.4; 45CSR13 Permit R13-2338 4.1.7, 4.5.1, 4.4.4, 4.4.5;

Opacity Limits - NA;

Operational Limits - 4.5.5,4.5.3, 4.1.10, ; 45CSR13 Permit R13-2338 4.1.22,4.5.3, 4.5.5, ; 45CSR34,; 40CFR63 Subpart FFFF,

Are you in compliance with all applicable requirements for this emission unit? X Yes ___No

If no, complete the **Schedule of Compliance Form** as **ATTACHMENT F**.

ATTACHMENT E - Emission Unit Form

Emission Unit Description		*Emission Group 130*
Emission unit ID number: T-1883	**Emission unit name:** Tank	**List any control devices associated with this emission unit:** S-196
Provide a description of the emission unit (type, method of operation, design parameters, etc.): Tank		
Manufacturer: In House	**Model number:** NA	**Serial number:** NA
Construction date: 1997	**Installation date:**	**Modification date(s):**
Design Capacity (examples: furnaces - tons/hr, tanks - gallons): <20,000		
Maximum Hourly Throughput: See Potential Emissions estimation method	**Maximum Annual Throughput:**	**Maximum Operating Schedule:** 8760
Fuel Usage Data **(fill out all applicable fields)**		
Does this emission unit combust fuel? ___ Yes ___X No		**If yes, is it?** ___ Indirect Fired ___ Direct Fired
Maximum design heat input and/or maximum horsepower rating:		**Type and Btu/hr rating of burners:**
List the primary fuel type(s) and if applicable, the secondary fuel type(s). For each fuel type listed, provide the maximum hourly and annual fuel usage for each.		

Describe each fuel expected to be used during the term of the permit.

Fuel Type	Max. Sulfur Content	Max. Ash Content	BTU Value

Emissions Data ***T-1883***

Criteria Pollutants	Potential Emissions	
	PPH	TPY
Carbon Monoxide (CO)		
Nitrogen Oxides (NO_X)		
Lead (Pb)		
Particulate Matter ($PM_{2.5}$)		
Particulate Matter (PM_{10})		
Total Particulate Matter (TSP)		
Sulfur Dioxide (SO_2)		
Volatile Organic Compounds (VOC)		

Hazardous Air Pollutants	Potential Emissions	
	PPH	TPY

Regulated Pollutants other than Criteria and HAP	Potential Emissions	
	PPH	TPY

List the method(s) used to calculate the potential emissions (include dates of any stack tests conducted, versions of software used, source and dates of emission factors, etc.).

Emissions from this Emission Group are assigned to the major emitting process equipment. Emissions are calculated assuming 8760 hours of operation for most equipment. Emergency equipment emissions are based on 500 hours per year. Highest emitting products were chosen for each emission group, utilizing MON MACT standard batch requirements when appropriate. For tanks the highest throughput in the last three years was increased three times. This was the basis for the PTE. Emissions were calculated using ChemCAD, Essential EHS, Emission Master and/or other appropriate emission estimation models or calculation methodologies (USEPA's TANKS 4.0, WATER9, etc.). Methods take into account stack test results as appropriate.

Applicable Requirements ***T-1883***

List all applicable requirements for this emission unit. For each applicable requirement, include the underlying rule/regulation citation and/or construction permit with the condition number. (*Note: Title V permit condition numbers alone are not the underlying applicable requirements*). If an emission limit is calculated based on the type of source and design capacity or if a standard is based on a design parameter, this information should also be included.

Emission Limits - 4.1.1, 4.1.20, 4.1.21, 4.1.22, ; 45CSR13 Permit R13-2338 4.1.1, ; 45CSR34, ; 40CFR63 Subpart FFFF,

Opacity Limits - NA

Operational Limits - 4.1.4, 4.1.23, 4.1.24, 4.1.25, 4.1.26, ; 45CSR13 Permit R13-2338 4.1.4,; 45CSR34 , ; 40CFR63 Subpart FFFF,

X Permit Shield

For all applicable requirements listed above, provide monitoring/testing/recordkeeping/reporting which shall be used to demonstrate compliance. If the method is based on a permit or rule, include the condition number or citation. (Note: Each requirement listed above must have an associated method of demonstrating compliance. If there is not already a required method in place, then a method must be proposed.)

Emission Limits - 4.1.7, 4.5.1, 4.4.3, 4.4.4; 45CSR13 Permit R13-2338 4.1.7, 4.5.1, 4.4.4, 4.4.5;

Opacity Limits - NA;

Operational Limits - 4.5.5,4.5.3, 4.1.10, ; 45CSR13 Permit R13-2338 4.1.22,4.5.3, 4.5.5, ; 45CSR34,; 40CFR63 Subpart FFFF,

Are you in compliance with all applicable requirements for this emission unit? X Yes ___No

If no, complete the **Schedule of Compliance Form** as **ATTACHMENT F**.

ATTACHMENT E - Emission Unit Form

Emission Unit Description		*Emission Group 130*
Emission unit ID number: T-2024	**Emission unit name:** Separator	**List any control devices associated with this emission unit:** S-197

Provide a description of the emission unit (type, method of operation, design parameters, etc.):

Tank

Manufacturer:	**Model number:**	**Serial number:**
In House	NA	NA
Construction date:	**Installation date:**	**Modification date(s):**

Design Capacity (examples: furnaces - tons/hr, tanks - gallons):

Maximum Hourly Throughput:	**Maximum Annual Throughput:**	**Maximum Operating Schedule:**
See Potential Emissions estimation method		8760

Fuel Usage Data **(fill out all applicable fields)**

Does this emission unit combust fuel? ___ Yes ___X No	**If yes, is it?** ___ Indirect Fired ___ Direct Fired
Maximum design heat input and/or maximum horsepower rating:	**Type and Btu/hr rating of burners:**

List the primary fuel type(s) and if applicable, the secondary fuel type(s). For each fuel type listed, provide the maximum hourly and annual fuel usage for each.

Describe each fuel expected to be used during the term of the permit.

Fuel Type	Max. Sulfur Content	Max. Ash Content	BTU Value

Emissions Data ***T-2024***

Criteria Pollutants	Potential Emissions	
	PPH	TPY
Carbon Monoxide (CO)		
Nitrogen Oxides (NO_X)		
Lead (Pb)		
Particulate Matter ($PM_{2.5}$)		
Particulate Matter (PM_{10})		
Total Particulate Matter (TSP)		
Sulfur Dioxide (SO_2)		
Volatile Organic Compounds (VOC)		

Hazardous Air Pollutants	Potential Emissions	
	PPH	TPY

Regulated Pollutants other than Criteria and HAP	Potential Emissions	
	PPH	TPY

List the method(s) used to calculate the potential emissions (include dates of any stack tests conducted, versions of software used, source and dates of emission factors, etc.).

Emissions from this Emission Group are assigned to the major emitting process equipment. Emissions are calculated assuming 8760 hours of operation for most equipment. Emergency equipment emissions are based on 500 hours per year. Highest emitting products were chosen for each emission group, utilizing MON MACT standard batch requirements when appropriate. For tanks the highest throughput in the last three years was increased three times. This was the basis for the PTE. Emissions were calculated using ChemCAD, Essential EHS, Emission Master and/or other appropriate emission estimation models or calculation methodologies (USEPA's TANKS 4.0, WATER9, etc.). Methods take into account stack test results as appropriate.

Applicable Requirements ***T-2024***

List all applicable requirements for this emission unit. For each applicable requirement, include the underlying rule/regulation citation and/or construction permit with the condition number. (*Note: Title V permit condition numbers alone are not the underlying applicable requirements*). If an emission limit is calculated based on the type of source and design capacity or if a standard is based on a design parameter, this information should also be included.

Emission Limits - 4.1.1, 4.1.20, 4.1.21, 4.1.22, ; 45CSR13 Permit R13-2338 4.1.1, ; 45CSR34, ; 40CFR63 Subpart FFFF,

Opacity Limits - NA

Operational Limits - 4.1.4, 4.1.23, 4.1.24, 4.1.25, 4.1.26, ; 45CSR13 Permit R13-2338 4.1.4,; 45CSR34 , ; 40CFR63 Subpart FFFF,

X Permit Shield

For all applicable requirements listed above, provide monitoring/testing/recordkeeping/reporting which shall be used to demonstrate compliance. If the method is based on a permit or rule, include the condition number or citation. (Note: Each requirement listed above must have an associated method of demonstrating compliance. If there is not already a required method in place, then a method must be proposed.)

Emission Limits - 4.1.7, 4.5.1, 4.4.3, 4.4.4; 45CSR13 Permit R13-2338 4.1.7, 4.5.1, 4.4.4, 4.4.5;

Opacity Limits - NA;

Operational Limits - 4.5.5,4.5.3, 4.1.10, ; 45CSR13 Permit R13-2338 4.1.22,4.5.3, 4.5.5, ; 45CSR34,; 40CFR63 Subpart FFFF,

Are you in compliance with all applicable requirements for this emission unit? X Yes ___No

If no, complete the **Schedule of Compliance Form** as **ATTACHMENT F**.

ATTACHMENT E - Emission Unit Form

Emission Unit Description		*Emission Group 130*
Emission unit ID number: T-2080	**Emission unit name:** Tank	**List any control devices associated with this emission unit:** S-197
Provide a description of the emission unit (type, method of operation, design parameters, etc.): Tank		
Manufacturer: In House	**Model number:** NA	**Serial number:** NA
Construction date: 2015	**Installation date:**	**Modification date(s):**
Design Capacity (examples: furnaces - tons/hr, tanks - gallons): <20,000		
Maximum Hourly Throughput: See Potential Emissions estimation method	**Maximum Annual Throughput:**	**Maximum Operating Schedule:** 8760
Fuel Usage Data **(fill out all applicable fields)**		
Does this emission unit combust fuel? ___ Yes ___X No		**If yes, is it?** ___ Indirect Fired ___ Direct Fired
Maximum design heat input and/or maximum horsepower rating:		**Type and Btu/hr rating of burners:**
List the primary fuel type(s) and if applicable, the secondary fuel type(s). For each fuel type listed, provide the maximum hourly and annual fuel usage for each.		

Describe each fuel expected to be used during the term of the permit.

Fuel Type	Max. Sulfur Content	Max. Ash Content	BTU Value

Emissions Data ***T-2080***

Criteria Pollutants	Potential Emissions	
	PPH	TPY
Carbon Monoxide (CO)		
Nitrogen Oxides (NO_X)		
Lead (Pb)		
Particulate Matter ($PM_{2.5}$)		
Particulate Matter (PM_{10})		
Total Particulate Matter (TSP)		
Sulfur Dioxide (SO_2)		
Volatile Organic Compounds (VOC)		

Hazardous Air Pollutants	Potential Emissions	
	PPH	TPY

Regulated Pollutants other than Criteria and HAP	Potential Emissions	
	PPH	TPY

List the method(s) used to calculate the potential emissions (include dates of any stack tests conducted, versions of software used, source and dates of emission factors, etc.).

Emissions from this Emission Group are assigned to the major emitting process equipment. Emissions are calculated assuming 8760 hours of operation for most equipment. Emergency equipment emissions are based on 500 hours per year. Highest emitting products were chosen for each emission group, utilizing MON MACT standard batch requirements when appropriate. For tanks the highest throughput in the last three years was increased three times. This was the basis for the PTE. Emissions were calculated using ChemCAD, Essential EHS, Emission Master and/or other appropriate emission estimation models or calculation methodologies (USEPA's TANKS 4.0, WATER9, etc.). Methods take into account stack test results as appropriate.

Applicable Requirements ***T-2080***

List all applicable requirements for this emission unit. For each applicable requirement, include the underlying rule/regulation citation and/or construction permit with the condition number. (*Note: Title V permit condition numbers alone are not the underlying applicable requirements*). If an emission limit is calculated based on the type of source and design capacity or if a standard is based on a design parameter, this information should also be included.

Emission Limits - 4.1.1, 4.1.20, 4.1.21, 4.1.22, ; 45CSR13 Permit R13-2338 4.1.1, ; 45CSR34, ; 40CFR63 Subpart FFFF,

Opacity Limits - NA

Operational Limits - 4.1.4, 4.1.23, 4.1.24, 4.1.25, 4.1.26, ; 45CSR13 Permit R13-2338 4.1.4,; 45CSR34 , ; 40CFR63 Subpart FFFF,

X Permit Shield

For all applicable requirements listed above, provide monitoring/testing/recordkeeping/reporting which shall be used to demonstrate compliance. If the method is based on a permit or rule, include the condition number or citation. (Note: Each requirement listed above must have an associated method of demonstrating compliance. If there is not already a required method in place, then a method must be proposed.)

Emission Limits - 4.1.7, 4.5.1, 4.4.3, 4.4.4; 45CSR13 Permit R13-2338 4.1.7, 4.5.1, 4.4.4, 4.4.5;

Opacity Limits - NA;

Operational Limits - 4.5.5,4.5.3, 4.1.10, ; 45CSR13 Permit R13-2338 4.1.22,4.5.3, 4.5.5, ; 45CSR34,; 40CFR63 Subpart FFFF,

Are you in compliance with all applicable requirements for this emission unit? X Yes ___No

If no, complete the **Schedule of Compliance Form** as **ATTACHMENT F**.

ATTACHMENT E - Emission Unit Form

Emission Unit Description		*Emission Group 130*
Emission unit ID number: T-2081	**Emission unit name:** Tank	**List any control devices associated with this emission unit:** S-197
Provide a description of the emission unit (type, method of operation, design parameters, etc.): Tank		
Manufacturer: In House	**Model number:** NA	**Serial number:** NA
Construction date: 2015	**Installation date:**	**Modification date(s):**
Design Capacity (examples: furnaces - tons/hr, tanks - gallons): <20,000		
Maximum Hourly Throughput: See Potential Emissions estimation method	**Maximum Annual Throughput:**	**Maximum Operating Schedule:** 8760
Fuel Usage Data **(fill out all applicable fields)**		
Does this emission unit combust fuel? ___ Yes ___X No		**If yes, is it?** ___ Indirect Fired ___ Direct Fired
Maximum design heat input and/or maximum horsepower rating:		**Type and Btu/hr rating of burners:**
List the primary fuel type(s) and if applicable, the secondary fuel type(s). For each fuel type listed, provide the maximum hourly and annual fuel usage for each.		

Describe each fuel expected to be used during the term of the permit.

Fuel Type	Max. Sulfur Content	Max. Ash Content	BTU Value

Emissions Data ***T-2081***

Criteria Pollutants	Potential Emissions	
	PPH	TPY
Carbon Monoxide (CO)		
Nitrogen Oxides (NO_X)		
Lead (Pb)		
Particulate Matter ($PM_{2.5}$)		
Particulate Matter (PM_{10})		
Total Particulate Matter (TSP)		
Sulfur Dioxide (SO_2)		
Volatile Organic Compounds (VOC)		

Hazardous Air Pollutants	Potential Emissions	
	PPH	TPY

Regulated Pollutants other than Criteria and HAP	Potential Emissions	
	PPH	TPY

List the method(s) used to calculate the potential emissions (include dates of any stack tests conducted, versions of software used, source and dates of emission factors, etc.).

Emissions from this Emission Group are assigned to the major emitting process equipment. Emissions are calculated assuming 8760 hours of operation for most equipment. Emergency equipment emissions are based on 500 hours per year. Highest emitting products were chosen for each emission group, utilizing MON MACT standard batch requirements when appropriate. For tanks the highest throughput in the last three years was increased three times. This was the basis for the PTE. Emissions were calculated using ChemCAD, Essential EHS, Emission Master and/or other appropriate emission estimation models or calculation methodologies (USEPA's TANKS 4.0, WATER9, etc.). Methods take into account stack test results as appropriate.

Applicable Requirements ***T-2081***

List all applicable requirements for this emission unit. For each applicable requirement, include the underlying rule/regulation citation and/or construction permit with the condition number. (*Note: Title V permit condition numbers alone are not the underlying applicable requirements*). If an emission limit is calculated based on the type of source and design capacity or if a standard is based on a design parameter, this information should also be included.

Emission Limits - 4.1.1, 4.1.20, 4.1.21, 4.1.22, ; 45CSR13 Permit R13-2338 4.1.1, ; 45CSR34, ; 40CFR63 Subpart FFFF,

Opacity Limits - NA

Operational Limits - 4.1.4, 4.1.23, 4.1.24, 4.1.25, 4.1.26, ; 45CSR13 Permit R13-2338 4.1.4,; 45CSR34 , ; 40CFR63 Subpart FFFF,

X Permit Shield

For all applicable requirements listed above, provide monitoring/testing/recordkeeping/reporting which shall be used to demonstrate compliance. If the method is based on a permit or rule, include the condition number or citation. (Note: Each requirement listed above must have an associated method of demonstrating compliance. If there is not already a required method in place, then a method must be proposed.)

Emission Limits - 4.1.7, 4.5.1, 4.4.3, 4.4.4; 45CSR13 Permit R13-2338 4.1.7, 4.5.1, 4.4.4, 4.4.5;

Opacity Limits - NA;

Operational Limits - 4.5.5,4.5.3, 4.1.10, ; 45CSR13 Permit R13-2338 4.1.22,4.5.3, 4.5.5, ; 45CSR34,; 40CFR63 Subpart FFFF,

Are you in compliance with all applicable requirements for this emission unit? X Yes ___No

If no, complete the **Schedule of Compliance Form** as **ATTACHMENT F**.

ATTACHMENT E - Emission Unit Form

Emission Unit Description		*Emission Group 132*
Emission unit ID number: S-215	**Emission unit name:** Distillation Column	**List any control devices associated with this emission unit:** S-224

Provide a description of the emission unit (type, method of operation, design parameters, etc.):

Distillation Column

Manufacturer:	**Model number:**	**Serial number:**
In House	NA	NA
Construction date:	**Installation date:**	**Modification date(s):**

Design Capacity (examples: furnaces - tons/hr, tanks - gallons):

Maximum Hourly Throughput:	**Maximum Annual Throughput:**	**Maximum Operating Schedule:**
See Potential Emissions estimation method		8760

Fuel Usage Data **(fill out all applicable fields)**

Does this emission unit combust fuel? ___ Yes ___X No	**If yes, is it?** ___ Indirect Fired ___ Direct Fired
Maximum design heat input and/or maximum horsepower rating:	**Type and Btu/hr rating of burners:**

List the primary fuel type(s) and if applicable, the secondary fuel type(s). For each fuel type listed, provide the maximum hourly and annual fuel usage for each.

Describe each fuel expected to be used during the term of the permit.

Fuel Type	Max. Sulfur Content	Max. Ash Content	BTU Value

Emissions Data	***S-215***	
Criteria Pollutants	Potential Emissions	
	PPH	TPY
Carbon Monoxide (CO)		
Nitrogen Oxides (NO_X)		
Lead (Pb)		
Particulate Matter ($PM_{2.5}$)		
Particulate Matter (PM_{10})		
Total Particulate Matter (TSP)		
Sulfur Dioxide (SO_2)		
Volatile Organic Compounds (VOC)	0.87	3.80
Hazardous Air Pollutants	Potential Emissions	
	PPH	TPY
Regulated Pollutants other than Criteria and HAP	Potential Emissions	
	PPH	TPY

List the method(s) used to calculate the potential emissions (include dates of any stack tests conducted, versions of software used, source and dates of emission factors, etc.).

Emissions from this Emission Group are assigned to the major emitting process equipment. Emissions are calculated assuming 8760 hours of operation for most equipment. Emergency equipment emissions are based on 500 hours per year. Highest emitting products were chosen for each emission group, utilizing MON MACT standard batch requirements when appropriate. For tanks the highest throughput in the last three years was increased three times. This was the basis for the PTE. Emissions were calculated using ChemCAD, Essential EHS, Emission Master and/or other appropriate emission estimation models or calculation methodologies (USEPA's TANKS 4.0, WATER9, etc.). Methods take into account stack test results as appropriate.

Applicable Requirements ***S-215***

List all applicable requirements for this emission unit. For each applicable requirement, include the underlying rule/regulation citation and/or construction permit with the condition number. (*Note: Title V permit condition numbers alone are not the underlying applicable requirements*). If an emission limit is calculated based on the type of source and design capacity or if a standard is based on a design parameter, this information should also be included.

Emission Limits - 4.1.1, 4.1.20, 4.1.21, 4.1.22, ; 45CSR13 Permit R13-2338 4.1.1, ; 45CSR34, ; 40CFR63 Subpart FFFF,

Opacity Limits - NA

Operational Limits - 4.1.4, 4.1.23, 4.1.24, 4.1.25, 4.1.26, ; 45CSR13 Permit R13-2338 4.1.4,; 45CSR34 , ; 40CFR63 Subpart FFFF,

X Permit Shield

For all applicable requirements listed above, provide monitoring/testing/recordkeeping/reporting which shall be used to demonstrate compliance. If the method is based on a permit or rule, include the condition number or citation. (Note: Each requirement listed above must have an associated method of demonstrating compliance. If there is not already a required method in place, then a method must be proposed.)

Emission Limits - 4.1.7, 4.5.1, 4.4.3, 4.4.4; 45CSR13 Permit R13-2338 4.1.7, 4.5.1, 4.4.4, 4.4.5;

Opacity Limits - NA;

Operational Limits - 4.5.5,4.5.3, 4.1.10, ; 45CSR13 Permit R13-2338 4.1.22,4.5.3, 4.5.5, ; 45CSR34,; 40CFR63 Subpart FFFF,

Are you in compliance with all applicable requirements for this emission unit? X Yes ___No

If no, complete the **Schedule of Compliance Form** as **ATTACHMENT F**.

ATTACHMENT E - Emission Unit Form

Emission Unit Description		*Emission Group 132*
Emission unit ID number: S-263	**Emission unit name:** Distillation Column	**List any control devices associated with this emission unit:** S-224

Provide a description of the emission unit (type, method of operation, design parameters, etc.):

Distillation Column

Manufacturer:	**Model number:**	**Serial number:**
In House	NA	NA
Construction date:	**Installation date:**	**Modification date(s):**

Design Capacity (examples: furnaces - tons/hr, tanks - gallons):

Maximum Hourly Throughput:	**Maximum Annual Throughput:**	**Maximum Operating Schedule:**
See Potential Emissions estimation method		8760

Fuel Usage Data **(fill out all applicable fields)**

Does this emission unit combust fuel? ___ Yes ___X No	**If yes, is it?** ___ Indirect Fired ___ Direct Fired
Maximum design heat input and/or maximum horsepower rating:	**Type and Btu/hr rating of burners:**

List the primary fuel type(s) and if applicable, the secondary fuel type(s). For each fuel type listed, provide the maximum hourly and annual fuel usage for each.

Describe each fuel expected to be used during the term of the permit.

Fuel Type	Max. Sulfur Content	Max. Ash Content	BTU Value

Emissions Data	***S-263***	
Criteria Pollutants	Potential Emissions	
	PPH	TPY
Carbon Monoxide (CO)		
Nitrogen Oxides (NO_X)		
Lead (Pb)		
Particulate Matter ($PM_{2.5}$)		
Particulate Matter (PM_{10})		
Total Particulate Matter (TSP)		
Sulfur Dioxide (SO_2)		
Volatile Organic Compounds (VOC)	0.87	3.80
Hazardous Air Pollutants	Potential Emissions	
	PPH	TPY
Regulated Pollutants other than Criteria and HAP	Potential Emissions	
	PPH	TPY

List the method(s) used to calculate the potential emissions (include dates of any stack tests conducted, versions of software used, source and dates of emission factors, etc.).

Emissions from this Emission Group are assigned to the major emitting process equipment. Emissions are calculated assuming 8760 hours of operation for most equipment. Emergency equipment emissions are based on 500 hours per year. Highest emitting products were chosen for each emission group, utilizing MON MACT standard batch requirements when appropriate. For tanks the highest throughput in the last three years was increased three times. This was the basis for the PTE. Emissions were calculated using ChemCAD, Essential EHS, Emission Master and/or other appropriate emission estimation models or calculation methodologies (USEPA's TANKS 4.0, WATER9, etc.). Methods take into account stack test results as appropriate.

Applicable Requirements ***S-263***

List all applicable requirements for this emission unit. For each applicable requirement, include the underlying rule/regulation citation and/or construction permit with the condition number. (*Note: Title V permit condition numbers alone are not the underlying applicable requirements*). If an emission limit is calculated based on the type of source and design capacity or if a standard is based on a design parameter, this information should also be included.

Emission Limits - 4.1.1, 4.1.20, 4.1.21, 4.1.22, ; 45CSR13 Permit R13-2338 4.1.1, ; 45CSR34, ; 40CFR63 Subpart FFFF,

Opacity Limits - NA

Operational Limits - 4.1.4, 4.1.23, 4.1.24, 4.1.25, 4.1.26, ; 45CSR13 Permit R13-2338 4.1.4,; 45CSR34 , ; 40CFR63 Subpart FFFF,

X Permit Shield

For all applicable requirements listed above, provide monitoring/testing/recordkeeping/reporting which shall be used to demonstrate compliance. If the method is based on a permit or rule, include the condition number or citation. (Note: Each requirement listed above must have an associated method of demonstrating compliance. If there is not already a required method in place, then a method must be proposed.)

Emission Limits - 4.1.7, 4.5.1, 4.4.3, 4.4.4; 45CSR13 Permit R13-2338 4.1.7, 4.5.1, 4.4.4, 4.4.5;

Opacity Limits - NA;

Operational Limits - 4.5.5,4.5.3, 4.1.10, ; 45CSR13 Permit R13-2338 4.1.22,4.5.3, 4.5.5, ; 45CSR34,; 40CFR63 Subpart FFFF,

Are you in compliance with all applicable requirements for this emission unit? X Yes ___No

If no, complete the **Schedule of Compliance Form** as **ATTACHMENT F**.

ATTACHMENT E - Emission Unit Form

Emission Unit Description		*Emission Group 132*
Emission unit ID number: T-1707	**Emission unit name:** Tank	**List any control devices associated with this emission unit:** S-224

Provide a description of the emission unit (type, method of operation, design parameters, etc.):

Tank

Manufacturer:	**Model number:**	**Serial number:**
In House	NA	NA
Construction date: 1992	**Installation date:**	**Modification date(s):**

Design Capacity (examples: furnaces - tons/hr, tanks - gallons):

<20,000

Maximum Hourly Throughput:	**Maximum Annual Throughput:**	**Maximum Operating Schedule:**
See Potential Emissions estimation method		8760

Fuel Usage Data **(fill out all applicable fields)**

Does this emission unit combust fuel? ___ Yes ___X No	**If yes, is it?** ___ Indirect Fired ___ Direct Fired
Maximum design heat input and/or maximum horsepower rating:	**Type and Btu/hr rating of burners:**

List the primary fuel type(s) and if applicable, the secondary fuel type(s). For each fuel type listed, provide the maximum hourly and annual fuel usage for each.

Describe each fuel expected to be used during the term of the permit.

Fuel Type	Max. Sulfur Content	Max. Ash Content	BTU Value

Emissions Data	***T-1707***	
Criteria Pollutants	Potential Emissions	
	PPH	TPY
Carbon Monoxide (CO)		
Nitrogen Oxides (NO_X)		
Lead (Pb)		
Particulate Matter ($PM_{2.5}$)		
Particulate Matter (PM_{10})		
Total Particulate Matter (TSP)		
Sulfur Dioxide (SO_2)		
Volatile Organic Compounds (VOC)		
Hazardous Air Pollutants	Potential Emissions	
	PPH	TPY
Regulated Pollutants other than Criteria and HAP	Potential Emissions	
	PPH	TPY

List the method(s) used to calculate the potential emissions (include dates of any stack tests conducted, versions of software used, source and dates of emission factors, etc.).

Emissions from this Emission Group are assigned to the major emitting process equipment. Emissions are calculated assuming 8760 hours of operation for most equipment. Emergency equipment emissions are based on 500 hours per year. Highest emitting products were chosen for each emission group, utilizing MON MACT standard batch requirements when appropriate. For tanks the highest throughput in the last three years was increased three times. This was the basis for the PTE. Emissions were calculated using ChemCAD, Essential EHS, Emission Master and/or other appropriate emission estimation models or calculation methodologies (USEPA's TANKS 4.0, WATER9, etc.). Methods take into account stack test results as appropriate.

Applicable Requirements ***T-1707***

List all applicable requirements for this emission unit. For each applicable requirement, include the underlying rule/regulation citation and/or construction permit with the condition number. (*Note: Title V permit condition numbers alone are not the underlying applicable requirements*). If an emission limit is calculated based on the type of source and design capacity or if a standard is based on a design parameter, this information should also be included.

Emission Limits - 4.1.1, 4.1.20, 4.1.21, 4.1.22, ; 45CSR13 Permit R13-2338 4.1.1, ; 45CSR34, ; 40CFR63 Subpart FFFF,

Opacity Limits - NA

Operational Limits - 4.1.4, 4.1.23, 4.1.24, 4.1.25, 4.1.26, ; 45CSR13 Permit R13-2338 4.1.4,; 45CSR34 , ; 40CFR63 Subpart FFFF,

X Permit Shield

For all applicable requirements listed above, provide monitoring/testing/recordkeeping/reporting which shall be used to demonstrate compliance. If the method is based on a permit or rule, include the condition number or citation. (Note: Each requirement listed above must have an associated method of demonstrating compliance. If there is not already a required method in place, then a method must be proposed.)

Emission Limits - 4.1.7, 4.5.1, 4.4.3, 4.4.4; 45CSR13 Permit R13-2338 4.1.7, 4.5.1, 4.4.4, 4.4.5;

Opacity Limits - NA;

Operational Limits - 4.5.5,4.5.3, 4.1.10, ; 45CSR13 Permit R13-2338 4.1.22,4.5.3, 4.5.5, ; 45CSR34,; 40CFR63 Subpart FFFF,

Are you in compliance with all applicable requirements for this emission unit? X Yes ___No

If no, complete the **Schedule of Compliance Form** as **ATTACHMENT F**.

ATTACHMENT E - Emission Unit Form

Emission Unit Description		*Emission Group 132*
Emission unit ID number: T-1708	**Emission unit name:** Tank	**List any control devices associated with this emission unit:** S-224
Provide a description of the emission unit (type, method of operation, design parameters, etc.): Tank		
Manufacturer: In House	**Model number:** NA	**Serial number:** NA
Construction date: 1992	**Installation date:**	**Modification date(s):**
Design Capacity (examples: furnaces - tons/hr, tanks - gallons): <20,000		
Maximum Hourly Throughput: See Potential Emissions estimation method	**Maximum Annual Throughput:**	**Maximum Operating Schedule:** 8760
Fuel Usage Data **(fill out all applicable fields)**		
Does this emission unit combust fuel? ___ Yes ___X No		**If yes, is it?** ___ Indirect Fired ___ Direct Fired
Maximum design heat input and/or maximum horsepower rating:		**Type and Btu/hr rating of burners:**
List the primary fuel type(s) and if applicable, the secondary fuel type(s). For each fuel type listed, provide the maximum hourly and annual fuel usage for each.		

Describe each fuel expected to be used during the term of the permit.

Fuel Type	Max. Sulfur Content	Max. Ash Content	BTU Value

Emissions Data	***T-1708***	
Criteria Pollutants	Potential Emissions	
	PPH	TPY
Carbon Monoxide (CO)		
Nitrogen Oxides (NO_X)		
Lead (Pb)		
Particulate Matter ($PM_{2.5}$)		
Particulate Matter (PM_{10})		
Total Particulate Matter (TSP)		
Sulfur Dioxide (SO_2)		
Volatile Organic Compounds (VOC)		
Hazardous Air Pollutants	Potential Emissions	
	PPH	TPY
Regulated Pollutants other than Criteria and HAP	Potential Emissions	
	PPH	TPY

List the method(s) used to calculate the potential emissions (include dates of any stack tests conducted, versions of software used, source and dates of emission factors, etc.).

Emissions from this Emission Group are assigned to the major emitting process equipment. Emissions are calculated assuming 8760 hours of operation for most equipment. Emergency equipment emissions are based on 500 hours per year. Highest emitting products were chosen for each emission group, utilizing MON MACT standard batch requirements when appropriate. For tanks the highest throughput in the last three years was increased three times. This was the basis for the PTE. Emissions were calculated using ChemCAD, Essential EHS, Emission Master and/or other appropriate emission estimation models or calculation methodologies (USEPA's TANKS 4.0, WATER9, etc.). Methods take into account stack test results as appropriate.

Applicable Requirements ***T-1708***

List all applicable requirements for this emission unit. For each applicable requirement, include the underlying rule/regulation citation and/or construction permit with the condition number. (*Note: Title V permit condition numbers alone are not the underlying applicable requirements*). If an emission limit is calculated based on the type of source and design capacity or if a standard is based on a design parameter, this information should also be included.

Emission Limits - 4.1.1, 4.1.20, 4.1.21, 4.1.22, ; 45CSR13 Permit R13-2338 4.1.1, ; 45CSR34, ; 40CFR63 Subpart FFFF,

Opacity Limits - NA

Operational Limits - 4.1.4, 4.1.23, 4.1.24, 4.1.25, 4.1.26, ; 45CSR13 Permit R13-2338 4.1.4,; 45CSR34 , ; 40CFR63 Subpart FFFF,

X Permit Shield

For all applicable requirements listed above, provide monitoring/testing/recordkeeping/reporting which shall be used to demonstrate compliance. If the method is based on a permit or rule, include the condition number or citation. (Note: Each requirement listed above must have an associated method of demonstrating compliance. If there is not already a required method in place, then a method must be proposed.)

Emission Limits - 4.1.7, 4.5.1, 4.4.3, 4.4.4; 45CSR13 Permit R13-2338 4.1.7, 4.5.1, 4.4.4, 4.4.5;

Opacity Limits - NA;

Operational Limits - 4.5.5,4.5.3, 4.1.10, ; 45CSR13 Permit R13-2338 4.1.22,4.5.3, 4.5.5, ; 45CSR34,; 40CFR63 Subpart FFFF,

Are you in compliance with all applicable requirements for this emission unit? X Yes ___No

If no, complete the **Schedule of Compliance Form** as **ATTACHMENT F**.

ATTACHMENT E - Emission Unit Form

Emission Unit Description		*Emission Group 132*
Emission unit ID number: T-1709	**Emission unit name:** Tank	**List any control devices associated with this emission unit:** S-224

Provide a description of the emission unit (type, method of operation, design parameters, etc.):

Tank

Manufacturer:	**Model number:**	**Serial number:**
In House	NA	NA
Construction date: 1992	**Installation date:**	**Modification date(s):**

Design Capacity (examples: furnaces - tons/hr, tanks - gallons):

<20,000

Maximum Hourly Throughput:	**Maximum Annual Throughput:**	**Maximum Operating Schedule:**
See Potential Emissions estimation method		8760

Fuel Usage Data **(fill out all applicable fields)**

Does this emission unit combust fuel? ___ Yes ___X No	**If yes, is it?** ___ Indirect Fired ___ Direct Fired
Maximum design heat input and/or maximum horsepower rating:	**Type and Btu/hr rating of burners:**

List the primary fuel type(s) and if applicable, the secondary fuel type(s). For each fuel type listed, provide the maximum hourly and annual fuel usage for each.

Describe each fuel expected to be used during the term of the permit.

Fuel Type	Max. Sulfur Content	Max. Ash Content	BTU Value

Emissions Data	***T-1709***	
Criteria Pollutants	Potential Emissions	
	PPH	TPY
Carbon Monoxide (CO)		
Nitrogen Oxides (NO_X)		
Lead (Pb)		
Particulate Matter ($PM_{2.5}$)		
Particulate Matter (PM_{10})		
Total Particulate Matter (TSP)		
Sulfur Dioxide (SO_2)		
Volatile Organic Compounds (VOC)		
Hazardous Air Pollutants	Potential Emissions	
	PPH	TPY
Regulated Pollutants other than Criteria and HAP	Potential Emissions	
	PPH	TPY

List the method(s) used to calculate the potential emissions (include dates of any stack tests conducted, versions of software used, source and dates of emission factors, etc.).

Emissions from this Emission Group are assigned to the major emitting process equipment. Emissions are calculated assuming 8760 hours of operation for most equipment. Emergency equipment emissions are based on 500 hours per year. Highest emitting products were chosen for each emission group, utilizing MON MACT standard batch requirements when appropriate. For tanks the highest throughput in the last three years was increased three times. This was the basis for the PTE. Emissions were calculated using ChemCAD, Essential EHS, Emission Master and/or other appropriate emission estimation models or calculation methodologies (USEPA's TANKS 4.0, WATER9, etc.). Methods take into account stack test results as appropriate.

Applicable Requirements ***T-1709***

List all applicable requirements for this emission unit. For each applicable requirement, include the underlying rule/regulation citation and/or construction permit with the condition number. (*Note: Title V permit condition numbers alone are not the underlying applicable requirements*). If an emission limit is calculated based on the type of source and design capacity or if a standard is based on a design parameter, this information should also be included.

Emission Limits - 4.1.1, 4.1.20, 4.1.21, 4.1.22, ; 45CSR13 Permit R13-2338 4.1.1, ; 45CSR34, ; 40CFR63 Subpart FFFF,

Opacity Limits - NA

Operational Limits - 4.1.4, 4.1.23, 4.1.24, 4.1.25, 4.1.26, ; 45CSR13 Permit R13-2338 4.1.4,; 45CSR34 , ; 40CFR63 Subpart FFFF,

X Permit Shield

For all applicable requirements listed above, provide monitoring/testing/recordkeeping/reporting which shall be used to demonstrate compliance. If the method is based on a permit or rule, include the condition number or citation. (Note: Each requirement listed above must have an associated method of demonstrating compliance. If there is not already a required method in place, then a method must be proposed.)

Emission Limits - 4.1.7, 4.5.1, 4.4.3, 4.4.4; 45CSR13 Permit R13-2338 4.1.7, 4.5.1, 4.4.4, 4.4.5;

Opacity Limits - NA;

Operational Limits - 4.5.5,4.5.3, 4.1.10, ; 45CSR13 Permit R13-2338 4.1.22,4.5.3, 4.5.5, ; 45CSR34,; 40CFR63 Subpart FFFF,

Are you in compliance with all applicable requirements for this emission unit? X Yes ___No

If no, complete the **Schedule of Compliance Form** as **ATTACHMENT F**.

ATTACHMENT E - Emission Unit Form

Emission Unit Description		*Emission Group 132*
Emission unit ID number: T-1740	**Emission unit name:** Tank	**List any control devices associated with this emission unit:** S-224

Provide a description of the emission unit (type, method of operation, design parameters, etc.):

Tank

Manufacturer:	**Model number:**	**Serial number:**
In House	NA	NA
Construction date: 1992	**Installation date:**	**Modification date(s):**

Design Capacity (examples: furnaces - tons/hr, tanks - gallons):

<20,000

Maximum Hourly Throughput:	**Maximum Annual Throughput:**	**Maximum Operating Schedule:**
See Potential Emissions estimation method		8760

Fuel Usage Data **(fill out all applicable fields)**

Does this emission unit combust fuel? ___ Yes ___X No	**If yes, is it?** ___ Indirect Fired ___ Direct Fired
Maximum design heat input and/or maximum horsepower rating:	**Type and Btu/hr rating of burners:**

List the primary fuel type(s) and if applicable, the secondary fuel type(s). For each fuel type listed, provide the maximum hourly and annual fuel usage for each.

Describe each fuel expected to be used during the term of the permit.

Fuel Type	Max. Sulfur Content	Max. Ash Content	BTU Value

Emissions Data	***T-1740***	
Criteria Pollutants	Potential Emissions	
	PPH	TPY
Carbon Monoxide (CO)		
Nitrogen Oxides (NO_X)		
Lead (Pb)		
Particulate Matter ($PM_{2.5}$)		
Particulate Matter (PM_{10})		
Total Particulate Matter (TSP)		
Sulfur Dioxide (SO_2)		
Volatile Organic Compounds (VOC)		
Hazardous Air Pollutants	Potential Emissions	
	PPH	TPY
Regulated Pollutants other than Criteria and HAP	Potential Emissions	
	PPH	TPY

List the method(s) used to calculate the potential emissions (include dates of any stack tests conducted, versions of software used, source and dates of emission factors, etc.).

Emissions from this Emission Group are assigned to the major emitting process equipment. Emissions are calculated assuming 8760 hours of operation for most equipment. Emergency equipment emissions are based on 500 hours per year. Highest emitting products were chosen for each emission group, utilizing MON MACT standard batch requirements when appropriate. For tanks the highest throughput in the last three years was increased three times. This was the basis for the PTE. Emissions were calculated using ChemCAD, Essential EHS, Emission Master and/or other appropriate emission estimation models or calculation methodologies (USEPA's TANKS 4.0, WATER9, etc.). Methods take into account stack test results as appropriate.

Applicable Requirements ***T-1740***

List all applicable requirements for this emission unit. For each applicable requirement, include the underlying rule/regulation citation and/or construction permit with the condition number. (*Note: Title V permit condition numbers alone are not the underlying applicable requirements*). If an emission limit is calculated based on the type of source and design capacity or if a standard is based on a design parameter, this information should also be included.

Emission Limits - 4.1.1, 4.1.20, 4.1.21, 4.1.22, ; 45CSR13 Permit R13-2338 4.1.1, ; 45CSR34, ; 40CFR63 Subpart FFFF,

Opacity Limits - NA

Operational Limits - 4.1.4, 4.1.23, 4.1.24, 4.1.25, 4.1.26, ; 45CSR13 Permit R13-2338 4.1.4,; 45CSR34 , ; 40CFR63 Subpart FFFF,

X Permit Shield

For all applicable requirements listed above, provide monitoring/testing/recordkeeping/reporting which shall be used to demonstrate compliance. If the method is based on a permit or rule, include the condition number or citation. (Note: Each requirement listed above must have an associated method of demonstrating compliance. If there is not already a required method in place, then a method must be proposed.)

Emission Limits - 4.1.7, 4.5.1, 4.4.3, 4.4.4; 45CSR13 Permit R13-2338 4.1.7, 4.5.1, 4.4.4, 4.4.5;

Opacity Limits - NA;

Operational Limits - 4.5.5,4.5.3, 4.1.10, ; 45CSR13 Permit R13-2338 4.1.22,4.5.3, 4.5.5, ; 45CSR34,; 40CFR63 Subpart FFFF,

Are you in compliance with all applicable requirements for this emission unit? X Yes ___No

If no, complete the **Schedule of Compliance Form** as **ATTACHMENT F**.

ATTACHMENT E - Emission Unit Form

Emission Unit Description		*Emission Group 132*
Emission unit ID number: T-1741	**Emission unit name:** Tank	**List any control devices associated with this emission unit:** S-224

Provide a description of the emission unit (type, method of operation, design parameters, etc.):

Tank

Manufacturer:	**Model number:**	**Serial number:**
In House	NA	NA
Construction date: 1992	**Installation date:**	**Modification date(s):**

Design Capacity (examples: furnaces - tons/hr, tanks - gallons):

<20,000

Maximum Hourly Throughput:	**Maximum Annual Throughput:**	**Maximum Operating Schedule:**
See Potential Emissions estimation method		8760

Fuel Usage Data **(fill out all applicable fields)**

Does this emission unit combust fuel? ___ Yes ___X No	**If yes, is it?** ___ Indirect Fired ___ Direct Fired
Maximum design heat input and/or maximum horsepower rating:	**Type and Btu/hr rating of burners:**

List the primary fuel type(s) and if applicable, the secondary fuel type(s). For each fuel type listed, provide the maximum hourly and annual fuel usage for each.

Describe each fuel expected to be used during the term of the permit.

Fuel Type	Max. Sulfur Content	Max. Ash Content	BTU Value

Emissions Data	***T-1741***	
Criteria Pollutants	Potential Emissions	
	PPH	TPY
Carbon Monoxide (CO)		
Nitrogen Oxides (NO_X)		
Lead (Pb)		
Particulate Matter ($PM_{2.5}$)		
Particulate Matter (PM_{10})		
Total Particulate Matter (TSP)		
Sulfur Dioxide (SO_2)		
Volatile Organic Compounds (VOC)		
Hazardous Air Pollutants	Potential Emissions	
	PPH	TPY
Regulated Pollutants other than Criteria and HAP	Potential Emissions	
	PPH	TPY

List the method(s) used to calculate the potential emissions (include dates of any stack tests conducted, versions of software used, source and dates of emission factors, etc.).

Emissions from this Emission Group are assigned to the major emitting process equipment. Emissions are calculated assuming 8760 hours of operation for most equipment. Emergency equipment emissions are based on 500 hours per year. Highest emitting products were chosen for each emission group, utilizing MON MACT standard batch requirements when appropriate. For tanks the highest throughput in the last three years was increased three times. This was the basis for the PTE. Emissions were calculated using ChemCAD, Essential EHS, Emission Master and/or other appropriate emission estimation models or calculation methodologies (USEPA's TANKS 4.0, WATER9, etc.). Methods take into account stack test results as appropriate.

Applicable Requirements ***T-1741***

List all applicable requirements for this emission unit. For each applicable requirement, include the underlying rule/regulation citation and/or construction permit with the condition number. (*Note: Title V permit condition numbers alone are not the underlying applicable requirements*). If an emission limit is calculated based on the type of source and design capacity or if a standard is based on a design parameter, this information should also be included.

Emission Limits - 4.1.1, 4.1.20, 4.1.21, 4.1.22, ; 45CSR13 Permit R13-2338 4.1.1, ; 45CSR34, ; 40CFR63 Subpart FFFF,

Opacity Limits - NA

Operational Limits - 4.1.4, 4.1.23, 4.1.24, 4.1.25, 4.1.26, ; 45CSR13 Permit R13-2338 4.1.4,; 45CSR34 , ; 40CFR63 Subpart FFFF,

X Permit Shield

For all applicable requirements listed above, provide monitoring/testing/recordkeeping/reporting which shall be used to demonstrate compliance. If the method is based on a permit or rule, include the condition number or citation. (Note: Each requirement listed above must have an associated method of demonstrating compliance. If there is not already a required method in place, then a method must be proposed.)

Emission Limits - 4.1.7, 4.5.1, 4.4.3, 4.4.4; 45CSR13 Permit R13-2338 4.1.7, 4.5.1, 4.4.4, 4.4.5;

Opacity Limits - NA;

Operational Limits - 4.5.5,4.5.3, 4.1.10, ; 45CSR13 Permit R13-2338 4.1.22,4.5.3, 4.5.5, ; 45CSR34,; 40CFR63 Subpart FFFF,

Are you in compliance with all applicable requirements for this emission unit? X Yes ___No

If no, complete the **Schedule of Compliance Form** as **ATTACHMENT F**.

ATTACHMENT E - Emission Unit Form

Emission Unit Description		*Emission Group 132*
Emission unit ID number: T-1742	**Emission unit name:** Tank	**List any control devices associated with this emission unit:** S-224

Provide a description of the emission unit (type, method of operation, design parameters, etc.):

Tank

Manufacturer:	**Model number:**	**Serial number:**
In House	NA	NA
Construction date: 1992	**Installation date:**	**Modification date(s):**

Design Capacity (examples: furnaces - tons/hr, tanks - gallons):

<20,000

Maximum Hourly Throughput:	**Maximum Annual Throughput:**	**Maximum Operating Schedule:**
See Potential Emissions estimation method		8760

Fuel Usage Data **(fill out all applicable fields)**

Does this emission unit combust fuel? ___ Yes ___X No	**If yes, is it?** ___ Indirect Fired ___ Direct Fired
Maximum design heat input and/or maximum horsepower rating:	**Type and Btu/hr rating of burners:**

List the primary fuel type(s) and if applicable, the secondary fuel type(s). For each fuel type listed, provide the maximum hourly and annual fuel usage for each.

Describe each fuel expected to be used during the term of the permit.

Fuel Type	Max. Sulfur Content	Max. Ash Content	BTU Value

Emissions Data	***T-1742***	
Criteria Pollutants	Potential Emissions	
	PPH	TPY
Carbon Monoxide (CO)		
Nitrogen Oxides (NO_X)		
Lead (Pb)		
Particulate Matter ($PM_{2.5}$)		
Particulate Matter (PM_{10})		
Total Particulate Matter (TSP)		
Sulfur Dioxide (SO_2)		
Volatile Organic Compounds (VOC)		
Hazardous Air Pollutants	Potential Emissions	
	PPH	TPY
Regulated Pollutants other than Criteria and HAP	Potential Emissions	
	PPH	TPY

List the method(s) used to calculate the potential emissions (include dates of any stack tests conducted, versions of software used, source and dates of emission factors, etc.).

Emissions from this Emission Group are assigned to the major emitting process equipment. Emissions are calculated assuming 8760 hours of operation for most equipment. Emergency equipment emissions are based on 500 hours per year. Highest emitting products were chosen for each emission group, utilizing MON MACT standard batch requirements when appropriate. For tanks the highest throughput in the last three years was increased three times. This was the basis for the PTE. Emissions were calculated using ChemCAD, Essential EHS, Emission Master and/or other appropriate emission estimation models or calculation methodologies (USEPA's TANKS 4.0, WATER9, etc.). Methods take into account stack test results as appropriate.

Applicable Requirements ***T-1742***

List all applicable requirements for this emission unit. For each applicable requirement, include the underlying rule/regulation citation and/or construction permit with the condition number. (*Note: Title V permit condition numbers alone are not the underlying applicable requirements*). If an emission limit is calculated based on the type of source and design capacity or if a standard is based on a design parameter, this information should also be included.

Emission Limits - 4.1.1, 4.1.20, 4.1.21, 4.1.22, ; 45CSR13 Permit R13-2338 4.1.1, ; 45CSR34, ; 40CFR63 Subpart FFFF,

Opacity Limits - NA

Operational Limits - 4.1.4, 4.1.23, 4.1.24, 4.1.25, 4.1.26, ; 45CSR13 Permit R13-2338 4.1.4,; 45CSR34 , ; 40CFR63 Subpart FFFF,

X Permit Shield

For all applicable requirements listed above, provide monitoring/testing/recordkeeping/reporting which shall be used to demonstrate compliance. If the method is based on a permit or rule, include the condition number or citation. (Note: Each requirement listed above must have an associated method of demonstrating compliance. If there is not already a required method in place, then a method must be proposed.)

Emission Limits - 4.1.7, 4.5.1, 4.4.3, 4.4.4; 45CSR13 Permit R13-2338 4.1.7, 4.5.1, 4.4.4, 4.4.5;

Opacity Limits - NA;

Operational Limits - 4.5.5,4.5.3, 4.1.10, ; 45CSR13 Permit R13-2338 4.1.22,4.5.3, 4.5.5, ; 45CSR34,; 40CFR63 Subpart FFFF,

Are you in compliance with all applicable requirements for this emission unit? X Yes ___No

If no, complete the **Schedule of Compliance Form** as **ATTACHMENT F**.

ATTACHMENT E - Emission Unit Form

Emission Unit Description		*Emission Group 132*
Emission unit ID number: T-1743	**Emission unit name:** Tank	**List any control devices associated with this emission unit:** S-224

Provide a description of the emission unit (type, method of operation, design parameters, etc.):

Tank

Manufacturer:	**Model number:**	**Serial number:**
In House	NA	NA
Construction date: 1992	**Installation date:**	**Modification date(s):**

Design Capacity (examples: furnaces - tons/hr, tanks - gallons):

<20,000

Maximum Hourly Throughput:	**Maximum Annual Throughput:**	**Maximum Operating Schedule:**
See Potential Emissions estimation method		8760

Fuel Usage Data **(fill out all applicable fields)**

Does this emission unit combust fuel? ___ Yes ___X No	**If yes, is it?** ___ Indirect Fired ___ Direct Fired
Maximum design heat input and/or maximum horsepower rating:	**Type and Btu/hr rating of burners:**

List the primary fuel type(s) and if applicable, the secondary fuel type(s). For each fuel type listed, provide the maximum hourly and annual fuel usage for each.

Describe each fuel expected to be used during the term of the permit.

Fuel Type	Max. Sulfur Content	Max. Ash Content	BTU Value

Emissions Data	***T-1743***	
Criteria Pollutants	Potential Emissions	
	PPH	TPY
Carbon Monoxide (CO)		
Nitrogen Oxides (NO_X)		
Lead (Pb)		
Particulate Matter ($PM_{2.5}$)		
Particulate Matter (PM_{10})		
Total Particulate Matter (TSP)		
Sulfur Dioxide (SO_2)		
Volatile Organic Compounds (VOC)		
Hazardous Air Pollutants	Potential Emissions	
	PPH	TPY
Regulated Pollutants other than Criteria and HAP	Potential Emissions	
	PPH	TPY

List the method(s) used to calculate the potential emissions (include dates of any stack tests conducted, versions of software used, source and dates of emission factors, etc.).

Emissions from this Emission Group are assigned to the major emitting process equipment. Emissions are calculated assuming 8760 hours of operation for most equipment. Emergency equipment emissions are based on 500 hours per year. Highest emitting products were chosen for each emission group, utilizing MON MACT standard batch requirements when appropriate. For tanks the highest throughput in the last three years was increased three times. This was the basis for the PTE. Emissions were calculated using ChemCAD, Essential EHS, Emission Master and/or other appropriate emission estimation models or calculation methodologies (USEPA's TANKS 4.0, WATER9, etc.). Methods take into account stack test results as appropriate.

Applicable Requirements ***T-1743***

List all applicable requirements for this emission unit. For each applicable requirement, include the underlying rule/regulation citation and/or construction permit with the condition number. (*Note: Title V permit condition numbers alone are not the underlying applicable requirements*). If an emission limit is calculated based on the type of source and design capacity or if a standard is based on a design parameter, this information should also be included.

Emission Limits - 4.1.1, 4.1.20, 4.1.21, 4.1.22, ; 45CSR13 Permit R13-2338 4.1.1, ; 45CSR34, ; 40CFR63 Subpart FFFF,

Opacity Limits - NA

Operational Limits - 4.1.4, 4.1.23, 4.1.24, 4.1.25, 4.1.26, ; 45CSR13 Permit R13-2338 4.1.4,; 45CSR34 , ; 40CFR63 Subpart FFFF,

X Permit Shield

For all applicable requirements listed above, provide monitoring/testing/recordkeeping/reporting which shall be used to demonstrate compliance. If the method is based on a permit or rule, include the condition number or citation. (Note: Each requirement listed above must have an associated method of demonstrating compliance. If there is not already a required method in place, then a method must be proposed.)

Emission Limits - 4.1.7, 4.5.1, 4.4.3, 4.4.4; 45CSR13 Permit R13-2338 4.1.7, 4.5.1, 4.4.4, 4.4.5;

Opacity Limits - NA;

Operational Limits - 4.5.5,4.5.3, 4.1.10, ; 45CSR13 Permit R13-2338 4.1.22,4.5.3, 4.5.5, ; 45CSR34,; 40CFR63 Subpart FFFF,

Are you in compliance with all applicable requirements for this emission unit? X Yes ___No

If no, complete the **Schedule of Compliance Form** as **ATTACHMENT F**.

ATTACHMENT E - Emission Unit Form

Emission Unit Description		*Emission Group 132*
Emission unit ID number: T-1744	**Emission unit name:** Tank	**List any control devices associated with this emission unit:** S-224

Provide a description of the emission unit (type, method of operation, design parameters, etc.):

Tank

Manufacturer:	**Model number:**	**Serial number:**
In House	NA	NA
Construction date: 1992	**Installation date:**	**Modification date(s):**

Design Capacity (examples: furnaces - tons/hr, tanks - gallons):

<20,000

Maximum Hourly Throughput:	**Maximum Annual Throughput:**	**Maximum Operating Schedule:**
See Potential Emissions estimation method		8760

Fuel Usage Data **(fill out all applicable fields)**

Does this emission unit combust fuel? ___ Yes ___X No	**If yes, is it?** ___ Indirect Fired ___ Direct Fired
Maximum design heat input and/or maximum horsepower rating:	**Type and Btu/hr rating of burners:**

List the primary fuel type(s) and if applicable, the secondary fuel type(s). For each fuel type listed, provide the maximum hourly and annual fuel usage for each.

Describe each fuel expected to be used during the term of the permit.

Fuel Type	Max. Sulfur Content	Max. Ash Content	BTU Value

Emissions Data	***T-1744***	
Criteria Pollutants	Potential Emissions	
	PPH	TPY
Carbon Monoxide (CO)		
Nitrogen Oxides (NO_X)		
Lead (Pb)		
Particulate Matter ($PM_{2.5}$)		
Particulate Matter (PM_{10})		
Total Particulate Matter (TSP)		
Sulfur Dioxide (SO_2)		
Volatile Organic Compounds (VOC)		
Hazardous Air Pollutants	Potential Emissions	
	PPH	TPY
Regulated Pollutants other than Criteria and HAP	Potential Emissions	
	PPH	TPY

List the method(s) used to calculate the potential emissions (include dates of any stack tests conducted, versions of software used, source and dates of emission factors, etc.).

Emissions from this Emission Group are assigned to the major emitting process equipment. Emissions are calculated assuming 8760 hours of operation for most equipment. Emergency equipment emissions are based on 500 hours per year. Highest emitting products were chosen for each emission group, utilizing MON MACT standard batch requirements when appropriate. For tanks the highest throughput in the last three years was increased three times. This was the basis for the PTE. Emissions were calculated using ChemCAD, Essential EHS, Emission Master and/or other appropriate emission estimation models or calculation methodologies (USEPA's TANKS 4.0, WATER9, etc.). Methods take into account stack test results as appropriate.

Applicable Requirements ***T-1744***

List all applicable requirements for this emission unit. For each applicable requirement, include the underlying rule/regulation citation and/or construction permit with the condition number. (*Note: Title V permit condition numbers alone are not the underlying applicable requirements*). If an emission limit is calculated based on the type of source and design capacity or if a standard is based on a design parameter, this information should also be included.

Emission Limits - 4.1.1, 4.1.20, 4.1.21, 4.1.22, ; 45CSR13 Permit R13-2338 4.1.1, ; 45CSR34, ; 40CFR63 Subpart FFFF,

Opacity Limits - NA

Operational Limits - 4.1.4, 4.1.23, 4.1.24, 4.1.25, 4.1.26, ; 45CSR13 Permit R13-2338 4.1.4,; 45CSR34 , ; 40CFR63 Subpart FFFF,

X Permit Shield

For all applicable requirements listed above, provide monitoring/testing/recordkeeping/reporting which shall be used to demonstrate compliance. If the method is based on a permit or rule, include the condition number or citation. (Note: Each requirement listed above must have an associated method of demonstrating compliance. If there is not already a required method in place, then a method must be proposed.)

Emission Limits - 4.1.7, 4.5.1, 4.4.3, 4.4.4; 45CSR13 Permit R13-2338 4.1.7, 4.5.1, 4.4.4, 4.4.5;

Opacity Limits - NA;

Operational Limits - 4.5.5,4.5.3, 4.1.10, ; 45CSR13 Permit R13-2338 4.1.22,4.5.3, 4.5.5, ; 45CSR34,; 40CFR63 Subpart FFFF,

Are you in compliance with all applicable requirements for this emission unit? X Yes ___No

If no, complete the **Schedule of Compliance Form** as **ATTACHMENT F**.

ATTACHMENT E - Emission Unit Form

Emission Unit Description		*Emission Group 132*
Emission unit ID number: T-1749	**Emission unit name:** Tank	**List any control devices associated with this emission unit:** S-224

Provide a description of the emission unit (type, method of operation, design parameters, etc.):

Tank

Manufacturer: In House	**Model number:** NA	**Serial number:** NA
Construction date: 1992	**Installation date:**	**Modification date(s):**

Design Capacity (examples: furnaces - tons/hr, tanks - gallons):

<20,000

Maximum Hourly Throughput: See Potential Emissions estimation method	**Maximum Annual Throughput:**	**Maximum Operating Schedule:** 8760

Fuel Usage Data **(fill out all applicable fields)**

Does this emission unit combust fuel? ___ Yes ___X No	**If yes, is it?** ___ Indirect Fired ___ Direct Fired
Maximum design heat input and/or maximum horsepower rating:	**Type and Btu/hr rating of burners:**

List the primary fuel type(s) and if applicable, the secondary fuel type(s). For each fuel type listed, provide the maximum hourly and annual fuel usage for each.

Describe each fuel expected to be used during the term of the permit.

Fuel Type	Max. Sulfur Content	Max. Ash Content	BTU Value

Emissions Data	***T-1749***	
Criteria Pollutants	Potential Emissions	
	PPH	TPY
Carbon Monoxide (CO)		
Nitrogen Oxides (NO_X)		
Lead (Pb)		
Particulate Matter ($PM_{2.5}$)		
Particulate Matter (PM_{10})		
Total Particulate Matter (TSP)		
Sulfur Dioxide (SO_2)		
Volatile Organic Compounds (VOC)		
Hazardous Air Pollutants	Potential Emissions	
	PPH	TPY
Regulated Pollutants other than Criteria and HAP	Potential Emissions	
	PPH	TPY

List the method(s) used to calculate the potential emissions (include dates of any stack tests conducted, versions of software used, source and dates of emission factors, etc.).

Emissions from this Emission Group are assigned to the major emitting process equipment. Emissions are calculated assuming 8760 hours of operation for most equipment. Emergency equipment emissions are based on 500 hours per year. Highest emitting products were chosen for each emission group, utilizing MON MACT standard batch requirements when appropriate. For tanks the highest throughput in the last three years was increased three times. This was the basis for the PTE. Emissions were calculated using ChemCAD, Essential EHS, Emission Master and/or other appropriate emission estimation models or calculation methodologies (USEPA's TANKS 4.0, WATER9, etc.). Methods take into account stack test results as appropriate.

Applicable Requirements ***T-1749***

List all applicable requirements for this emission unit. For each applicable requirement, include the underlying rule/regulation citation and/or construction permit with the condition number. (*Note: Title V permit condition numbers alone are not the underlying applicable requirements*). If an emission limit is calculated based on the type of source and design capacity or if a standard is based on a design parameter, this information should also be included.

Emission Limits - 4.1.1, 4.1.20, 4.1.21, 4.1.22, ; 45CSR13 Permit R13-2338 4.1.1, ; 45CSR34, ; 40CFR63 Subpart FFFF,

Opacity Limits - NA

Operational Limits - 4.1.4, 4.1.23, 4.1.24, 4.1.25, 4.1.26, ; 45CSR13 Permit R13-2338 4.1.4,; 45CSR34 , ; 40CFR63 Subpart FFFF,

X Permit Shield

For all applicable requirements listed above, provide monitoring/testing/recordkeeping/reporting which shall be used to demonstrate compliance. If the method is based on a permit or rule, include the condition number or citation. (Note: Each requirement listed above must have an associated method of demonstrating compliance. If there is not already a required method in place, then a method must be proposed.)

Emission Limits - 4.1.7, 4.5.1, 4.4.3, 4.4.4; 45CSR13 Permit R13-2338 4.1.7, 4.5.1, 4.4.4, 4.4.5;

Opacity Limits - NA;

Operational Limits - 4.5.5,4.5.3, 4.1.10, ; 45CSR13 Permit R13-2338 4.1.22,4.5.3, 4.5.5, ; 45CSR34,; 40CFR63 Subpart FFFF,

Are you in compliance with all applicable requirements for this emission unit? X Yes ___No

If no, complete the **Schedule of Compliance Form** as **ATTACHMENT F**.

ATTACHMENT E - Emission Unit Form

Emission Unit Description		*Emission Group 132*
Emission unit ID number: T-1754	**Emission unit name:** Tank	**List any control devices associated with this emission unit:** S-224

Provide a description of the emission unit (type, method of operation, design parameters, etc.):

Tank

Manufacturer:	**Model number:**	**Serial number:**
In House	NA	NA
Construction date: 1992	**Installation date:**	**Modification date(s):**

Design Capacity (examples: furnaces - tons/hr, tanks - gallons):

<20,000

Maximum Hourly Throughput:	**Maximum Annual Throughput:**	**Maximum Operating Schedule:**
See Potential Emissions estimation method		8760

Fuel Usage Data **(fill out all applicable fields)**

Does this emission unit combust fuel? ___ Yes ___X No	**If yes, is it?** ___ Indirect Fired ___ Direct Fired
Maximum design heat input and/or maximum horsepower rating:	**Type and Btu/hr rating of burners:**

List the primary fuel type(s) and if applicable, the secondary fuel type(s). For each fuel type listed, provide the maximum hourly and annual fuel usage for each.

Describe each fuel expected to be used during the term of the permit.

Fuel Type	Max. Sulfur Content	Max. Ash Content	BTU Value

Emissions Data	***T-1754***	
Criteria Pollutants	Potential Emissions	
	PPH	TPY
Carbon Monoxide (CO)		
Nitrogen Oxides (NO_X)		
Lead (Pb)		
Particulate Matter ($PM_{2.5}$)		
Particulate Matter (PM_{10})		
Total Particulate Matter (TSP)		
Sulfur Dioxide (SO_2)		
Volatile Organic Compounds (VOC)		
Hazardous Air Pollutants	Potential Emissions	
	PPH	TPY
Regulated Pollutants other than Criteria and HAP	Potential Emissions	
	PPH	TPY

List the method(s) used to calculate the potential emissions (include dates of any stack tests conducted, versions of software used, source and dates of emission factors, etc.).

Emissions from this Emission Group are assigned to the major emitting process equipment. Emissions are calculated assuming 8760 hours of operation for most equipment. Emergency equipment emissions are based on 500 hours per year. Highest emitting products were chosen for each emission group, utilizing MON MACT standard batch requirements when appropriate. For tanks the highest throughput in the last three years was increased three times. This was the basis for the PTE. Emissions were calculated using ChemCAD, Essential EHS, Emission Master and/or other appropriate emission estimation models or calculation methodologies (USEPA's TANKS 4.0, WATER9, etc.). Methods take into account stack test results as appropriate.

Applicable Requirements ***T-1754***

List all applicable requirements for this emission unit. For each applicable requirement, include the underlying rule/regulation citation and/or construction permit with the condition number. (*Note: Title V permit condition numbers alone are not the underlying applicable requirements*). If an emission limit is calculated based on the type of source and design capacity or if a standard is based on a design parameter, this information should also be included.

Emission Limits - 4.1.1, 4.1.20, 4.1.21, 4.1.22, ; 45CSR13 Permit R13-2338 4.1.1, ; 45CSR34, ; 40CFR63 Subpart FFFF,

Opacity Limits - NA

Operational Limits - 4.1.4, 4.1.23, 4.1.24, 4.1.25, 4.1.26, ; 45CSR13 Permit R13-2338 4.1.4,; 45CSR34 , ; 40CFR63 Subpart FFFF,

X Permit Shield

For all applicable requirements listed above, provide monitoring/testing/recordkeeping/reporting which shall be used to demonstrate compliance. If the method is based on a permit or rule, include the condition number or citation. (Note: Each requirement listed above must have an associated method of demonstrating compliance. If there is not already a required method in place, then a method must be proposed.)

Emission Limits - 4.1.7, 4.5.1, 4.4.3, 4.4.4; 45CSR13 Permit R13-2338 4.1.7, 4.5.1, 4.4.4, 4.4.5;

Opacity Limits - NA;

Operational Limits - 4.5.5,4.5.3, 4.1.10, ; 45CSR13 Permit R13-2338 4.1.22,4.5.3, 4.5.5, ; 45CSR34,; 40CFR63 Subpart FFFF,

Are you in compliance with all applicable requirements for this emission unit? X Yes ___No

If no, complete the **Schedule of Compliance Form** as **ATTACHMENT F**.

ATTACHMENT E - Emission Unit Form

Emission Unit Description		*Emission Group 132*
Emission unit ID number: T-1756	**Emission unit name:** Tank	**List any control devices associated with this emission unit:** S-224

Provide a description of the emission unit (type, method of operation, design parameters, etc.):

Tank

Manufacturer:	**Model number:**	**Serial number:**
In House	NA	NA
Construction date: 1992	**Installation date:**	**Modification date(s):**

Design Capacity (examples: furnaces - tons/hr, tanks - gallons):

<20,000

Maximum Hourly Throughput:	**Maximum Annual Throughput:**	**Maximum Operating Schedule:**
See Potential Emissions estimation method		8760

Fuel Usage Data **(fill out all applicable fields)**

Does this emission unit combust fuel? ___ Yes ___X No	**If yes, is it?** ___ Indirect Fired ___ Direct Fired
Maximum design heat input and/or maximum horsepower rating:	**Type and Btu/hr rating of burners:**

List the primary fuel type(s) and if applicable, the secondary fuel type(s). For each fuel type listed, provide the maximum hourly and annual fuel usage for each.

Describe each fuel expected to be used during the term of the permit.

Fuel Type	Max. Sulfur Content	Max. Ash Content	BTU Value

Emissions Data	***T-1756***	
Criteria Pollutants	Potential Emissions	
	PPH	TPY
Carbon Monoxide (CO)		
Nitrogen Oxides (NO_X)		
Lead (Pb)		
Particulate Matter ($PM_{2.5}$)		
Particulate Matter (PM_{10})		
Total Particulate Matter (TSP)		
Sulfur Dioxide (SO_2)		
Volatile Organic Compounds (VOC)		
Hazardous Air Pollutants	Potential Emissions	
	PPH	TPY
Regulated Pollutants other than Criteria and HAP	Potential Emissions	
	PPH	TPY

List the method(s) used to calculate the potential emissions (include dates of any stack tests conducted, versions of software used, source and dates of emission factors, etc.).

Emissions from this Emission Group are assigned to the major emitting process equipment. Emissions are calculated assuming 8760 hours of operation for most equipment. Emergency equipment emissions are based on 500 hours per year. Highest emitting products were chosen for each emission group, utilizing MON MACT standard batch requirements when appropriate. For tanks the highest throughput in the last three years was increased three times. This was the basis for the PTE. Emissions were calculated using ChemCAD, Essential EHS, Emission Master and/or other appropriate emission estimation models or calculation methodologies (USEPA's TANKS 4.0, WATER9, etc.). Methods take into account stack test results as appropriate.

Applicable Requirements ***T-1756***

List all applicable requirements for this emission unit. For each applicable requirement, include the underlying rule/regulation citation and/or construction permit with the condition number. (*Note: Title V permit condition numbers alone are not the underlying applicable requirements*). If an emission limit is calculated based on the type of source and design capacity or if a standard is based on a design parameter, this information should also be included.

Emission Limits - 4.1.1, 4.1.20, 4.1.21, 4.1.22, ; 45CSR13 Permit R13-2338 4.1.1, ; 45CSR34, ; 40CFR63 Subpart FFFF,

Opacity Limits - NA

Operational Limits - 4.1.4, 4.1.23, 4.1.24, 4.1.25, 4.1.26, ; 45CSR13 Permit R13-2338 4.1.4,; 45CSR34 , ; 40CFR63 Subpart FFFF,

X Permit Shield

For all applicable requirements listed above, provide monitoring/testing/recordkeeping/reporting which shall be used to demonstrate compliance. If the method is based on a permit or rule, include the condition number or citation. (Note: Each requirement listed above must have an associated method of demonstrating compliance. If there is not already a required method in place, then a method must be proposed.)

Emission Limits - 4.1.7, 4.5.1, 4.4.3, 4.4.4; 45CSR13 Permit R13-2338 4.1.7, 4.5.1, 4.4.4, 4.4.5;

Opacity Limits - NA;

Operational Limits - 4.5.5,4.5.3, 4.1.10, ; 45CSR13 Permit R13-2338 4.1.22,4.5.3, 4.5.5, ; 45CSR34,; 40CFR63 Subpart FFFF,

Are you in compliance with all applicable requirements for this emission unit? X Yes ___No

If no, complete the **Schedule of Compliance Form** as **ATTACHMENT F**.

ATTACHMENT E - Emission Unit Form

Emission Unit Description		*Emission Group 132*
Emission unit ID number: T-1768	**Emission unit name:** Emergency Relief Tank	**List any control devices associated with this emission unit:** S-224

Provide a description of the emission unit (type, method of operation, design parameters, etc.):

Tank

Manufacturer:	**Model number:**	**Serial number:**
In House	NA	NA
Construction date: 1992	**Installation date:**	**Modification date(s):**

Design Capacity (examples: furnaces - tons/hr, tanks - gallons):

Maximum Hourly Throughput:	**Maximum Annual Throughput:**	**Maximum Operating Schedule:**
See Potential Emissions estimation method		8760

Fuel Usage Data **(fill out all applicable fields)**

Does this emission unit combust fuel? ___ Yes ___X No	**If yes, is it?** ___ Indirect Fired ___ Direct Fired
Maximum design heat input and/or maximum horsepower rating:	**Type and Btu/hr rating of burners:**

List the primary fuel type(s) and if applicable, the secondary fuel type(s). For each fuel type listed, provide the maximum hourly and annual fuel usage for each.

Describe each fuel expected to be used during the term of the permit.

Fuel Type	Max. Sulfur Content	Max. Ash Content	BTU Value

Emissions Data	***T-1768***	
Criteria Pollutants	Potential Emissions	
	PPH	TPY
Carbon Monoxide (CO)		
Nitrogen Oxides (NO_X)		
Lead (Pb)		
Particulate Matter ($PM_{2.5}$)		
Particulate Matter (PM_{10})		
Total Particulate Matter (TSP)		
Sulfur Dioxide (SO_2)		
Volatile Organic Compounds (VOC)		
Hazardous Air Pollutants	Potential Emissions	
	PPH	TPY
Regulated Pollutants other than Criteria and HAP	Potential Emissions	
	PPH	TPY

List the method(s) used to calculate the potential emissions (include dates of any stack tests conducted, versions of software used, source and dates of emission factors, etc.).

Emissions from this Emission Group are assigned to the major emitting process equipment. Emissions are calculated assuming 8760 hours of operation for most equipment. Emergency equipment emissions are based on 500 hours per year. Highest emitting products were chosen for each emission group, utilizing MON MACT standard batch requirements when appropriate. For tanks the highest throughput in the last three years was increased three times. This was the basis for the PTE. Emissions were calculated using ChemCAD, Essential EHS, Emission Master and/or other appropriate emission estimation models or calculation methodologies (USEPA's TANKS 4.0, WATER9, etc.). Methods take into account stack test results as appropriate.

Applicable Requirements ***T-1768***

List all applicable requirements for this emission unit. For each applicable requirement, include the underlying rule/regulation citation and/or construction permit with the condition number. (*Note: Title V permit condition numbers alone are not the underlying applicable requirements*). If an emission limit is calculated based on the type of source and design capacity or if a standard is based on a design parameter, this information should also be included.

Emission Limits - 4.1.1, 4.1.20, 4.1.21, 4.1.22, ; 45CSR13 Permit R13-2338 4.1.1, ; 45CSR34, ; 40CFR63 Subpart FFFF,

Opacity Limits - NA

Operational Limits - 4.1.4, 4.1.23, 4.1.24, 4.1.25, 4.1.26, ; 45CSR13 Permit R13-2338 4.1.4,; 45CSR34 , ; 40CFR63 Subpart FFFF,

X Permit Shield

For all applicable requirements listed above, provide monitoring/testing/recordkeeping/reporting which shall be used to demonstrate compliance. If the method is based on a permit or rule, include the condition number or citation. (Note: Each requirement listed above must have an associated method of demonstrating compliance. If there is not already a required method in place, then a method must be proposed.)

Emission Limits - 4.1.7, 4.5.1, 4.4.3, 4.4.4; 45CSR13 Permit R13-2338 4.1.7, 4.5.1, 4.4.4, 4.4.5;

Opacity Limits - NA;

Operational Limits - 4.5.5,4.5.3, 4.1.10, ; 45CSR13 Permit R13-2338 4.1.22,4.5.3, 4.5.5, ; 45CSR34,; 40CFR63 Subpart FFFF,

Are you in compliance with all applicable requirements for this emission unit? X Yes ___No

If no, complete the **Schedule of Compliance Form** as **ATTACHMENT F**.

ATTACHMENT E - Emission Unit Form

Emission Unit Description		*Emission Group 133*
Emission unit ID number: E-1452	**Emission unit name:** Cyclone	**List any control devices associated with this emission unit:** S-223 or S-224

Provide a description of the emission unit (type, method of operation, design parameters, etc.):

Cyclone

Manufacturer:	**Model number:**	**Serial number:**
In House	NA	NA
Construction date:	**Installation date:**	**Modification date(s):**

Design Capacity (examples: furnaces - tons/hr, tanks - gallons):

Maximum Hourly Throughput:	**Maximum Annual Throughput:**	**Maximum Operating Schedule:**
See Potential Emissions estimation method		8760

Fuel Usage Data **(fill out all applicable fields)**

Does this emission unit combust fuel? ___ Yes ___X No	**If yes, is it?** ___ Indirect Fired ___ Direct Fired
Maximum design heat input and/or maximum horsepower rating:	**Type and Btu/hr rating of burners:**

List the primary fuel type(s) and if applicable, the secondary fuel type(s). For each fuel type listed, provide the maximum hourly and annual fuel usage for each.

Describe each fuel expected to be used during the term of the permit.

Fuel Type	Max. Sulfur Content	Max. Ash Content	BTU Value

Emissions Data ***E-1452***

Criteria Pollutants	Potential Emissions	
	PPH	TPY
Carbon Monoxide (CO)		
Nitrogen Oxides (NO_X)		
Lead (Pb)		
Particulate Matter ($PM_{2.5}$)		
Particulate Matter (PM_{10})		
Total Particulate Matter (TSP)		
Sulfur Dioxide (SO_2)		
Volatile Organic Compounds (VOC)		

Hazardous Air Pollutants	Potential Emissions	
	PPH	TPY

Regulated Pollutants other than Criteria and HAP	Potential Emissions	
	PPH	TPY

List the method(s) used to calculate the potential emissions (include dates of any stack tests conducted, versions of software used, source and dates of emission factors, etc.).

Emissions from this Emission Group are assigned to the major emitting process equipment. Emissions are calculated assuming 8760 hours of operation for most equipment. Emergency equipment emissions are based on 500 hours per year. Highest emitting products were chosen for each emission group, utilizing MON MACT standard batch requirements when appropriate. For tanks the highest throughput in the last three years was increased three times. This was the basis for the PTE. Emissions were calculated using ChemCAD, Essential EHS, Emission Master and/or other appropriate emission estimation models or calculation methodologies (USEPA's TANKS 4.0, WATER9, etc.). Methods take into account stack test results as appropriate.

Applicable Requirements ***E-1452***

List all applicable requirements for this emission unit. For each applicable requirement, include the underlying rule/regulation citation and/or construction permit with the condition number. (*Note: Title V permit condition numbers alone are not the underlying applicable requirements*). If an emission limit is calculated based on the type of source and design capacity or if a standard is based on a design parameter, this information should also be included.

Emission Limits - 4.1.1, 4.1.20, 4.1.21, 4.1.22, ; 45CSR13 Permit R13-2338 4.1.1, ; 45CSR34, ; 40CFR63 Subpart FFFF,

Opacity Limits - NA

Operational Limits - 4.1.4, 4.1.16, 4.1.17, 4.1.18, 4.1.23, 4.1.24, 4.1.25, 4.1.26, ; 45CSR13 Permit R13-2338 4.1.4,4.1.18, ; 45CSR16 , 45CSR34 , ; 40CFR60 Subpart NNN, 40CFR63 Subpart FFFF,

X Permit Shield

For all applicable requirements listed above, provide monitoring/testing/recordkeeping/reporting which shall be used to demonstrate compliance. If the method is based on a permit or rule, include the condition number or citation. (Note: Each requirement listed above must have an associated method of demonstrating compliance. If there is not already a required method in place, then a method must be proposed.)

Emission Limits - 4.1.7, 4.5.1, 4.4.3, 4.4.4; 45CSR13 Permit R13-2338 4.1.7, 4.5.1, 4.4.4, 4.4.5;

Opacity Limits - NA;

Operational Limits - 4.5.5,4.5.3, 4.1.10, 4.4.10, ; 45CSR13 Permit R13-2338 4.1.22,4.5.3, 4.5.5, 4.4.11, ; 45CSR34,45CSR16, ; 40CFR63 Subpart FFFF,40CFR60.665(j),

Are you in compliance with all applicable requirements for this emission unit? X Yes ___No

If no, complete the **Schedule of Compliance Form** as **ATTACHMENT F**.

ATTACHMENT E - Emission Unit Form

Emission Unit Description		*Emission Group 133*
Emission unit ID number: E-1453	**Emission unit name:** Cyclone	**List any control devices associated with this emission unit:** S-223 or S-224

Provide a description of the emission unit (type, method of operation, design parameters, etc.):

Cyclone

Manufacturer:	**Model number:**	**Serial number:**
In House	NA	NA
Construction date:	**Installation date:**	**Modification date(s):**

Design Capacity (examples: furnaces - tons/hr, tanks - gallons):

Maximum Hourly Throughput:	**Maximum Annual Throughput:**	**Maximum Operating Schedule:**
See Potential Emissions estimation method		8760

Fuel Usage Data **(fill out all applicable fields)**

Does this emission unit combust fuel? ___ Yes ___X No	**If yes, is it?** ___ Indirect Fired ___ Direct Fired
Maximum design heat input and/or maximum horsepower rating:	**Type and Btu/hr rating of burners:**

List the primary fuel type(s) and if applicable, the secondary fuel type(s). For each fuel type listed, provide the maximum hourly and annual fuel usage for each.

Describe each fuel expected to be used during the term of the permit.

Fuel Type	Max. Sulfur Content	Max. Ash Content	BTU Value

Emissions Data ***E-1453***

Criteria Pollutants	Potential Emissions	
	PPH	TPY
Carbon Monoxide (CO)		
Nitrogen Oxides (NO_X)		
Lead (Pb)		
Particulate Matter ($PM_{2.5}$)		
Particulate Matter (PM_{10})		
Total Particulate Matter (TSP)		
Sulfur Dioxide (SO_2)		
Volatile Organic Compounds (VOC)		

Hazardous Air Pollutants	Potential Emissions	
	PPH	TPY

Regulated Pollutants other than Criteria and HAP	Potential Emissions	
	PPH	TPY

List the method(s) used to calculate the potential emissions (include dates of any stack tests conducted, versions of software used, source and dates of emission factors, etc.).

Emissions from this Emission Group are assigned to the major emitting process equipment. Emissions are calculated assuming 8760 hours of operation for most equipment. Emergency equipment emissions are based on 500 hours per year. Highest emitting products were chosen for each emission group, utilizing MON MACT standard batch requirements when appropriate. For tanks the highest throughput in the last three years was increased three times. This was the basis for the PTE. Emissions were calculated using ChemCAD, Essential EHS, Emission Master and/or other appropriate emission estimation models or calculation methodologies (USEPA's TANKS 4.0, WATER9, etc.). Methods take into account stack test results as appropriate.

Applicable Requirements ***E-1453***

List all applicable requirements for this emission unit. For each applicable requirement, include the underlying rule/regulation citation and/or construction permit with the condition number. (*Note: Title V permit condition numbers alone are not the underlying applicable requirements*). If an emission limit is calculated based on the type of source and design capacity or if a standard is based on a design parameter, this information should also be included.

Emission Limits - 4.1.1, 4.1.20, 4.1.21, 4.1.22, ; 45CSR13 Permit R13-2338 4.1.1, ; 45CSR34, ; 40CFR63 Subpart FFFF,

Opacity Limits - NA

Operational Limits - 4.1.4, 4.1.16, 4.1.17, 4.1.18, 4.1.23, 4.1.24, 4.1.25, 4.1.26, ; 45CSR13 Permit R13-2338 4.1.4,4.1.18, ; 45CSR16 , 45CSR34 , ; 40CFR60 Subpart NNN, 40CFR63 Subpart FFFF,

X Permit Shield

For all applicable requirements listed above, provide monitoring/testing/recordkeeping/reporting which shall be used to demonstrate compliance. If the method is based on a permit or rule, include the condition number or citation. (Note: Each requirement listed above must have an associated method of demonstrating compliance. If there is not already a required method in place, then a method must be proposed.)

Emission Limits - 4.1.7, 4.5.1, 4.4.3, 4.4.4; 45CSR13 Permit R13-2338 4.1.7, 4.5.1, 4.4.4, 4.4.5;

Opacity Limits - NA;

Operational Limits - 4.5.5,4.5.3, 4.1.10, 4.4.10, ; 45CSR13 Permit R13-2338 4.1.22,4.5.3, 4.5.5, 4.4.11, ; 45CSR34,45CSR16, ; 40CFR63 Subpart FFFF,40CFR60.665(j),

Are you in compliance with all applicable requirements for this emission unit? X Yes ___No

If no, complete the **Schedule of Compliance Form** as **ATTACHMENT F**.

ATTACHMENT E - Emission Unit Form

Emission Unit Description		*Emission Group 133*
Emission unit ID number: E-1454	**Emission unit name:** Cyclone	**List any control devices associated with this emission unit:** S-223 or S-224
Provide a description of the emission unit (type, method of operation, design parameters, etc.): Cyclone		
Manufacturer: In House	**Model number:** NA	**Serial number:** NA
Construction date:	**Installation date:**	**Modification date(s):**
Design Capacity (examples: furnaces - tons/hr, tanks - gallons):		
Maximum Hourly Throughput: See Potential Emissions estimation method	**Maximum Annual Throughput:**	**Maximum Operating Schedule:** 8760
Fuel Usage Data **(fill out all applicable fields)**		
Does this emission unit combust fuel? ___ Yes ___X No		**If yes, is it?** ___ Indirect Fired ___ Direct Fired
Maximum design heat input and/or maximum horsepower rating:		**Type and Btu/hr rating of burners:**
List the primary fuel type(s) and if applicable, the secondary fuel type(s). For each fuel type listed, provide the maximum hourly and annual fuel usage for each.		

Describe each fuel expected to be used during the term of the permit.

Fuel Type	Max. Sulfur Content	Max. Ash Content	BTU Value

Emissions Data ***E-1454***

Criteria Pollutants	Potential Emissions	
	PPH	TPY
Carbon Monoxide (CO)		
Nitrogen Oxides (NO_X)		
Lead (Pb)		
Particulate Matter ($PM_{2.5}$)		
Particulate Matter (PM_{10})		
Total Particulate Matter (TSP)		
Sulfur Dioxide (SO_2)		
Volatile Organic Compounds (VOC)		

Hazardous Air Pollutants	Potential Emissions	
	PPH	TPY

Regulated Pollutants other than Criteria and HAP	Potential Emissions	
	PPH	TPY

List the method(s) used to calculate the potential emissions (include dates of any stack tests conducted, versions of software used, source and dates of emission factors, etc.).

Emissions from this Emission Group are assigned to the major emitting process equipment. Emissions are calculated assuming 8760 hours of operation for most equipment. Emergency equipment emissions are based on 500 hours per year. Highest emitting products were chosen for each emission group, utilizing MON MACT standard batch requirements when appropriate. For tanks the highest throughput in the last three years was increased three times. This was the basis for the PTE. Emissions were calculated using ChemCAD, Essential EHS, Emission Master and/or other appropriate emission estimation models or calculation methodologies (USEPA's TANKS 4.0, WATER9, etc.). Methods take into account stack test results as appropriate.

Applicable Requirements ***E-1454***

List all applicable requirements for this emission unit. For each applicable requirement, include the underlying rule/regulation citation and/or construction permit with the condition number. (*Note: Title V permit condition numbers alone are not the underlying applicable requirements*). If an emission limit is calculated based on the type of source and design capacity or if a standard is based on a design parameter, this information should also be included.

Emission Limits - 4.1.1, 4.1.20, 4.1.21, 4.1.22, ; 45CSR13 Permit R13-2338 4.1.1, ; 45CSR34, ; 40CFR63 Subpart FFFF,

Opacity Limits - NA

Operational Limits - 4.1.4, 4.1.16, 4.1.17, 4.1.18, 4.1.23, 4.1.24, 4.1.25, 4.1.26, ; 45CSR13 Permit R13-2338 4.1.4,4.1.18, ; 45CSR16 , 45CSR34 , ; 40CFR60 Subpart NNN, 40CFR63 Subpart FFFF,

X Permit Shield

For all applicable requirements listed above, provide monitoring/testing/recordkeeping/reporting which shall be used to demonstrate compliance. If the method is based on a permit or rule, include the condition number or citation. (Note: Each requirement listed above must have an associated method of demonstrating compliance. If there is not already a required method in place, then a method must be proposed.)

Emission Limits - 4.1.7, 4.5.1, 4.4.3, 4.4.4; 45CSR13 Permit R13-2338 4.1.7, 4.5.1, 4.4.4, 4.4.5;

Opacity Limits - NA;

Operational Limits - 4.5.5,4.5.3, 4.1.10, 4.4.10, ; 45CSR13 Permit R13-2338 4.1.22,4.5.3, 4.5.5, 4.4.11, ; 45CSR34,45CSR16, ; 40CFR63 Subpart FFFF,40CFR60.665(j),

Are you in compliance with all applicable requirements for this emission unit? X Yes ___No

If no, complete the **Schedule of Compliance Form** as **ATTACHMENT F**.

ATTACHMENT E - Emission Unit Form

Emission Unit Description		*Emission Group 133*
Emission unit ID number: E-1481	**Emission unit name:** Eductor	**List any control devices associated with this emission unit:** NONE

Provide a description of the emission unit (type, method of operation, design parameters, etc.):

Eductor

Manufacturer:	**Model number:**	**Serial number:**
In House	NA	NA
Construction date:	**Installation date:**	**Modification date(s):**

Design Capacity (examples: furnaces - tons/hr, tanks - gallons):

Maximum Hourly Throughput:	**Maximum Annual Throughput:**	**Maximum Operating Schedule:**
See Potential Emissions estimation method		8760

Fuel Usage Data **(fill out all applicable fields)**

Does this emission unit combust fuel? ___ Yes ___X No	**If yes, is it?** ___ Indirect Fired ___ Direct Fired
Maximum design heat input and/or maximum horsepower rating:	**Type and Btu/hr rating of burners:**

List the primary fuel type(s) and if applicable, the secondary fuel type(s). For each fuel type listed, provide the maximum hourly and annual fuel usage for each.

Describe each fuel expected to be used during the term of the permit.

Fuel Type	Max. Sulfur Content	Max. Ash Content	BTU Value

Emissions Data ***E-1481***

Criteria Pollutants	Potential Emissions	
	PPH	TPY
Carbon Monoxide (CO)		
Nitrogen Oxides (NO_X)		
Lead (Pb)		
Particulate Matter ($PM_{2.5}$)		
Particulate Matter (PM_{10})		
Total Particulate Matter (TSP)		
Sulfur Dioxide (SO_2)		
Volatile Organic Compounds (VOC)		

Hazardous Air Pollutants	Potential Emissions	
	PPH	TPY

Regulated Pollutants other than Criteria and HAP	Potential Emissions	
	PPH	TPY

List the method(s) used to calculate the potential emissions (include dates of any stack tests conducted, versions of software used, source and dates of emission factors, etc.).

Emissions from this Emission Group are assigned to the major emitting process equipment. Emissions are calculated assuming 8760 hours of operation for most equipment. Emergency equipment emissions are based on 500 hours per year. Highest emitting products were chosen for each emission group, utilizing MON MACT standard batch requirements when appropriate. For tanks the highest throughput in the last three years was increased three times. This was the basis for the PTE. Emissions were calculated using ChemCAD, Essential EHS, Emission Master and/or other appropriate emission estimation models or calculation methodologies (USEPA's TANKS 4.0, WATER9, etc.). Methods take into account stack test results as appropriate.

Applicable Requirements ***E-1481***

List all applicable requirements for this emission unit. For each applicable requirement, include the underlying rule/regulation citation and/or construction permit with the condition number. (*Note: Title V permit condition numbers alone are not the underlying applicable requirements*). If an emission limit is calculated based on the type of source and design capacity or if a standard is based on a design parameter, this information should also be included.

Emission Limits - 4.1.20, 4.1.21, 4.1.22, 4.3.6, ; 4.3.6, ; 45CSR34, 45CSR16, ; 40CFR63 Subpart FFFF, 40CFR60.8,

Opacity Limits - NA

Operational Limits - 4.1.4, 4.1.16, 4.1.17, 4.1.18, 4.1.23, 4.1.24, 4.1.25, 4.1.26, ; 45CSR13 0 4.1.4,4.1.18, ; 45CSR16 , 45CSR34 , ; 40CFR60 Subpart NNN, 40CFR63 Subpart FFFF,

X Permit Shield

For all applicable requirements listed above, provide monitoring/testing/recordkeeping/reporting which shall be used to demonstrate compliance. If the method is based on a permit or rule, include the condition number or citation. (Note: Each requirement listed above must have an associated method of demonstrating compliance. If there is not already a required method in place, then a method must be proposed.)

Emission Limits - 4.1.7, 4.5.1, ; 45CSR13 Permit R13-2338 4.1.7, 4.5.1, ;

Opacity Limits - NA;

Operational Limits - 4.5.5,4.5.3, 4.1.10, 4.4.10, ; 45CSR13 Permit R13-2338 4.1.22,4.5.3, 4.5.5, 4.4.11, ; 45CSR34,45CSR16, ; 40CFR63 Subpart FFFF,40CFR60.665(j),

Are you in compliance with all applicable requirements for this emission unit? X Yes ___No

If no, complete the **Schedule of Compliance Form** as **ATTACHMENT F**.

ATTACHMENT E - Emission Unit Form

Emission Unit Description		*Emission Group 133*
Emission unit ID number: E-1482	**Emission unit name:** Eductor	**List any control devices associated with this emission unit:** NONE

Provide a description of the emission unit (type, method of operation, design parameters, etc.):

Eductor

Manufacturer:	**Model number:**	**Serial number:**
In House	NA	NA
Construction date:	**Installation date:**	**Modification date(s):**

Design Capacity (examples: furnaces - tons/hr, tanks - gallons):

Maximum Hourly Throughput:	**Maximum Annual Throughput:**	**Maximum Operating Schedule:**
See Potential Emissions estimation method		8760

Fuel Usage Data **(fill out all applicable fields)**

Does this emission unit combust fuel? ___ Yes ___X No	**If yes, is it?** ___ Indirect Fired ___ Direct Fired
Maximum design heat input and/or maximum horsepower rating:	**Type and Btu/hr rating of burners:**

List the primary fuel type(s) and if applicable, the secondary fuel type(s). For each fuel type listed, provide the maximum hourly and annual fuel usage for each.

Describe each fuel expected to be used during the term of the permit.

Fuel Type	Max. Sulfur Content	Max. Ash Content	BTU Value

Emissions Data ***E-1482***

Criteria Pollutants	Potential Emissions	
	PPH	TPY
Carbon Monoxide (CO)		
Nitrogen Oxides (NO_X)		
Lead (Pb)		
Particulate Matter ($PM_{2.5}$)		
Particulate Matter (PM_{10})		
Total Particulate Matter (TSP)		
Sulfur Dioxide (SO_2)		
Volatile Organic Compounds (VOC)		

Hazardous Air Pollutants	Potential Emissions	
	PPH	TPY

Regulated Pollutants other than Criteria and HAP	Potential Emissions	
	PPH	TPY

List the method(s) used to calculate the potential emissions (include dates of any stack tests conducted, versions of software used, source and dates of emission factors, etc.).

Emissions from this Emission Group are assigned to the major emitting process equipment. Emissions are calculated assuming 8760 hours of operation for most equipment. Emergency equipment emissions are based on 500 hours per year. Highest emitting products were chosen for each emission group, utilizing MON MACT standard batch requirements when appropriate. For tanks the highest throughput in the last three years was increased three times. This was the basis for the PTE. Emissions were calculated using ChemCAD, Essential EHS, Emission Master and/or other appropriate emission estimation models or calculation methodologies (USEPA's TANKS 4.0, WATER9, etc.). Methods take into account stack test results as appropriate.

Applicable Requirements ***E-1482***

List all applicable requirements for this emission unit. For each applicable requirement, include the underlying rule/regulation citation and/or construction permit with the condition number. (*Note: Title V permit condition numbers alone are not the underlying applicable requirements*). If an emission limit is calculated based on the type of source and design capacity or if a standard is based on a design parameter, this information should also be included.

Emission Limits - 4.1.20, 4.1.21, 4.1.22, 4.3.6, ; 4.3.6, ; 45CSR34, 45CSR16, ; 40CFR63 Subpart FFFF, 40CFR60.8,

Opacity Limits - NA

Operational Limits - 4.1.4, 4.1.16, 4.1.17, 4.1.18, 4.1.23, 4.1.24, 4.1.25, 4.1.26, ; 45CSR13 0 4.1.4,4.1.18, ; 45CSR16 , 45CSR34 , ; 40CFR60 Subpart NNN, 40CFR63 Subpart FFFF,

X Permit Shield

For all applicable requirements listed above, provide monitoring/testing/recordkeeping/reporting which shall be used to demonstrate compliance. If the method is based on a permit or rule, include the condition number or citation. (Note: Each requirement listed above must have an associated method of demonstrating compliance. If there is not already a required method in place, then a method must be proposed.)

Emission Limits - 4.1.7, 4.5.1, ; 45CSR13 Permit R13-2338 4.1.7, 4.5.1, ;

Opacity Limits - NA;

Operational Limits - 4.5.5,4.5.3, 4.1.10, 4.4.10, ; 45CSR13 Permit R13-2338 4.1.22,4.5.3, 4.5.5, 4.4.11, ; 45CSR34,45CSR16, ; 40CFR63 Subpart FFFF,40CFR60.665(j),

Are you in compliance with all applicable requirements for this emission unit? X Yes ___No

If no, complete the **Schedule of Compliance Form** as **ATTACHMENT F**.

ATTACHMENT E - Emission Unit Form

Emission Unit Description		*Emission Group 133*
Emission unit ID number: F-704	**Emission unit name:** Filter	**List any control devices associated with this emission unit:** NONE

Provide a description of the emission unit (type, method of operation, design parameters, etc.):

Filter

Manufacturer:	**Model number:**	**Serial number:**
In House	NA	NA
Construction date:	**Installation date:**	**Modification date(s):**

Design Capacity (examples: furnaces - tons/hr, tanks - gallons):

Maximum Hourly Throughput:	**Maximum Annual Throughput:**	**Maximum Operating Schedule:**
See Potential Emissions estimation method		8760

Fuel Usage Data **(fill out all applicable fields)**

Does this emission unit combust fuel? ___ Yes ___X No	**If yes, is it?** ___ Indirect Fired ___ Direct Fired
Maximum design heat input and/or maximum horsepower rating:	**Type and Btu/hr rating of burners:**

List the primary fuel type(s) and if applicable, the secondary fuel type(s). For each fuel type listed, provide the maximum hourly and annual fuel usage for each.

Describe each fuel expected to be used during the term of the permit.

Fuel Type	Max. Sulfur Content	Max. Ash Content	BTU Value

Emissions Data ***F-704***

Criteria Pollutants	Potential Emissions	
	PPH	TPY
Carbon Monoxide (CO)		
Nitrogen Oxides (NO_X)		
Lead (Pb)		
Particulate Matter ($PM_{2.5}$)		
Particulate Matter (PM_{10})		
Total Particulate Matter (TSP)		
Sulfur Dioxide (SO_2)		
Volatile Organic Compounds (VOC)		

Hazardous Air Pollutants	Potential Emissions	
	PPH	TPY

Regulated Pollutants other than Criteria and HAP	Potential Emissions	
	PPH	TPY

List the method(s) used to calculate the potential emissions (include dates of any stack tests conducted, versions of software used, source and dates of emission factors, etc.).

Emissions from this Emission Group are assigned to the major emitting process equipment. Emissions are calculated assuming 8760 hours of operation for most equipment. Emergency equipment emissions are based on 500 hours per year. Highest emitting products were chosen for each emission group, utilizing MON MACT standard batch requirements when appropriate. For tanks the highest throughput in the last three years was increased three times. This was the basis for the PTE. Emissions were calculated using ChemCAD, Essential EHS, Emission Master and/or other appropriate emission estimation models or calculation methodologies (USEPA's TANKS 4.0, WATER9, etc.). Methods take into account stack test results as appropriate.

Applicable Requirements ***F-704***

List all applicable requirements for this emission unit. For each applicable requirement, include the underlying rule/regulation citation and/or construction permit with the condition number. (*Note: Title V permit condition numbers alone are not the underlying applicable requirements*). If an emission limit is calculated based on the type of source and design capacity or if a standard is based on a design parameter, this information should also be included.

Emission Limits - 4.1.20, 4.1.21, 4.1.22, 4.3.6, ; 4.3.6, ; 45CSR34, 45CSR16, ; 40CFR63 Subpart FFFF, 40CFR60.8,

Opacity Limits - NA

Operational Limits - 4.1.4, 4.1.16, 4.1.17, 4.1.18, 4.1.23, 4.1.24, 4.1.25, 4.1.26, ; 45CSR13 0 4.1.4,4.1.18, ; 45CSR16 , 45CSR34 , ; 40CFR60 Subpart NNN, 40CFR63 Subpart FFFF,

X Permit Shield

For all applicable requirements listed above, provide monitoring/testing/recordkeeping/reporting which shall be used to demonstrate compliance. If the method is based on a permit or rule, include the condition number or citation. (Note: Each requirement listed above must have an associated method of demonstrating compliance. If there is not already a required method in place, then a method must be proposed.)

Emission Limits - 4.1.7, 4.5.1, ; 45CSR13 Permit R13-2338 4.1.7, 4.5.1, ;

Opacity Limits - NA;

Operational Limits - 4.5.5,4.5.3, 4.1.10, 4.4.10, ; 45CSR13 Permit R13-2338 4.1.22,4.5.3, 4.5.5, 4.4.11, ; 45CSR34,45CSR16, ; 40CFR63 Subpart FFFF,40CFR60.665(j),

Are you in compliance with all applicable requirements for this emission unit? X Yes ___No

If no, complete the **Schedule of Compliance Form** as **ATTACHMENT F**.

ATTACHMENT E - Emission Unit Form

Emission Unit Description		*Emission Group 133*
Emission unit ID number: F-705	**Emission unit name:** Filter	**List any control devices associated with this emission unit:** NONE

Provide a description of the emission unit (type, method of operation, design parameters, etc.):

Filter

Manufacturer:	**Model number:**	**Serial number:**
In House	NA	NA
Construction date:	**Installation date:**	**Modification date(s):**

Design Capacity (examples: furnaces - tons/hr, tanks - gallons):

Maximum Hourly Throughput:	**Maximum Annual Throughput:**	**Maximum Operating Schedule:**
See Potential Emissions estimation method		8760

Fuel Usage Data **(fill out all applicable fields)**

Does this emission unit combust fuel? ___ Yes ___X No	**If yes, is it?** ___ Indirect Fired ___ Direct Fired
Maximum design heat input and/or maximum horsepower rating:	**Type and Btu/hr rating of burners:**

List the primary fuel type(s) and if applicable, the secondary fuel type(s). For each fuel type listed, provide the maximum hourly and annual fuel usage for each.

Describe each fuel expected to be used during the term of the permit.

Fuel Type	Max. Sulfur Content	Max. Ash Content	BTU Value

Emissions Data	***F-705***	
Criteria Pollutants	Potential Emissions	
	PPH	TPY
Carbon Monoxide (CO)		
Nitrogen Oxides (NO_X)		
Lead (Pb)		
Particulate Matter ($PM_{2.5}$)		
Particulate Matter (PM_{10})		
Total Particulate Matter (TSP)		
Sulfur Dioxide (SO_2)		
Volatile Organic Compounds (VOC)		
Hazardous Air Pollutants	Potential Emissions	
	PPH	TPY
Regulated Pollutants other than Criteria and HAP	Potential Emissions	
	PPH	TPY

List the method(s) used to calculate the potential emissions (include dates of any stack tests conducted, versions of software used, source and dates of emission factors, etc.).

Emissions from this Emission Group are assigned to the major emitting process equipment. Emissions are calculated assuming 8760 hours of operation for most equipment. Emergency equipment emissions are based on 500 hours per year. Highest emitting products were chosen for each emission group, utilizing MON MACT standard batch requirements when appropriate. For tanks the highest throughput in the last three years was increased three times. This was the basis for the PTE. Emissions were calculated using ChemCAD, Essential EHS, Emission Master and/or other appropriate emission estimation models or calculation methodologies (USEPA's TANKS 4.0, WATER9, etc.). Methods take into account stack test results as appropriate.

Applicable Requirements ***F-705***

List all applicable requirements for this emission unit. For each applicable requirement, include the underlying rule/regulation citation and/or construction permit with the condition number. (*Note: Title V permit condition numbers alone are not the underlying applicable requirements*). If an emission limit is calculated based on the type of source and design capacity or if a standard is based on a design parameter, this information should also be included.

Emission Limits - 4.1.20, 4.1.21, 4.1.22, 4.3.6, ; 4.3.6, ; 45CSR34, 45CSR16, ; 40CFR63 Subpart FFFF, 40CFR60.8,

Opacity Limits - NA

Operational Limits - 4.1.4, 4.1.16, 4.1.17, 4.1.18, 4.1.23, 4.1.24, 4.1.25, 4.1.26, ; 45CSR13 0 4.1.4,4.1.18, ; 45CSR16 , 45CSR34 , ; 40CFR60 Subpart NNN, 40CFR63 Subpart FFFF,

X Permit Shield

For all applicable requirements listed above, provide monitoring/testing/recordkeeping/reporting which shall be used to demonstrate compliance. If the method is based on a permit or rule, include the condition number or citation. (Note: Each requirement listed above must have an associated method of demonstrating compliance. If there is not already a required method in place, then a method must be proposed.)

Emission Limits - 4.1.7, 4.5.1, ; 45CSR13 Permit R13-2338 4.1.7, 4.5.1, ;

Opacity Limits - NA;

Operational Limits - 4.5.5,4.5.3, 4.1.10, 4.4.10, ; 45CSR13 Permit R13-2338 4.1.22,4.5.3, 4.5.5, 4.4.11, ; 45CSR34,45CSR16, ; 40CFR63 Subpart FFFF,40CFR60.665(j),

Are you in compliance with all applicable requirements for this emission unit? X Yes ___No

If no, complete the **Schedule of Compliance Form** as **ATTACHMENT F**.

ATTACHMENT E - Emission Unit Form

Emission Unit Description		*Emission Group 133*
Emission unit ID number: H-1214	**Emission unit name:** Heater	**List any control devices associated with this emission unit:** NA

Provide a description of the emission unit (type, method of operation, design parameters, etc.):

Heater

Manufacturer:	**Model number:**	**Serial number:**
In House	NA	NA
Construction date:	**Installation date:**	**Modification date(s):**

Design Capacity (examples: furnaces - tons/hr, tanks - gallons):

Maximum Hourly Throughput:	**Maximum Annual Throughput:**	**Maximum Operating Schedule:**
See Potential Emissions estimation method		8760

Fuel Usage Data **(fill out all applicable fields)**

Does this emission unit combust fuel? ___ Yes ___X No	**If yes, is it?** ___ Indirect Fired ___ Direct Fired
Maximum design heat input and/or maximum horsepower rating:	**Type and Btu/hr rating of burners:**

List the primary fuel type(s) and if applicable, the secondary fuel type(s). For each fuel type listed, provide the maximum hourly and annual fuel usage for each.

Describe each fuel expected to be used during the term of the permit.

Fuel Type	Max. Sulfur Content	Max. Ash Content	BTU Value

Emissions Data ***H-1214***

Criteria Pollutants	Potential Emissions	
	PPH	TPY
Carbon Monoxide (CO)		
Nitrogen Oxides (NO_X)		
Lead (Pb)		
Particulate Matter ($PM_{2.5}$)		
Particulate Matter (PM_{10})		
Total Particulate Matter (TSP)		
Sulfur Dioxide (SO_2)		
Volatile Organic Compounds (VOC)		

Hazardous Air Pollutants	Potential Emissions	
	PPH	TPY

Regulated Pollutants other than Criteria and HAP	Potential Emissions	
	PPH	TPY

List the method(s) used to calculate the potential emissions (include dates of any stack tests conducted, versions of software used, source and dates of emission factors, etc.).

Emissions from this Emission Group are assigned to the major emitting process equipment. Emissions are calculated assuming 8760 hours of operation for most equipment. Emergency equipment emissions are based on 500 hours per year. Highest emitting products were chosen for each emission group, utilizing MON MACT standard batch requirements when appropriate. For tanks the highest throughput in the last three years was increased three times. This was the basis for the PTE. Emissions were calculated using ChemCAD, Essential EHS, Emission Master and/or other appropriate emission estimation models or calculation methodologies (USEPA's TANKS 4.0, WATER9, etc.). Methods take into account stack test results as appropriate.

Applicable Requirements ***H-1214***

List all applicable requirements for this emission unit. For each applicable requirement, include the underlying rule/regulation citation and/or construction permit with the condition number. (*Note: Title V permit condition numbers alone are not the underlying applicable requirements*). If an emission limit is calculated based on the type of source and design capacity or if a standard is based on a design parameter, this information should also be included.

Emission Limits - 4.1.1, 4.1.20, 4.1.21, 4.1.22, ; 45CSR13 Permit R13-2338 4.1.1, ; 45CSR§34 , ; 40CFR§63 Subpart FFFF,

Opacity Limits - NA

Operational Limits - 4.1.4, 4.1.16, 4.1.17, 4.1.18, ; 45CSR13 Permit R13-2338 4.1.18, ; 45CSR§16 , ; 40CFR60 Subpart NNN,

X Permit Shield

For all applicable requirements listed above, provide monitoring/testing/recordkeeping/reporting which shall be used to demonstrate compliance. If the method is based on a permit or rule, include the condition number or citation. (Note: Each requirement listed above must have an associated method of demonstrating compliance. If there is not already a required method in place, then a method must be proposed.)

Emission Limits - 4.1.7, 4.5.1, 4.4.3, 4.4.4; 45CSR13 Permit R13-23384.1.7, 4.5.1, 4.4.4, 4.4.5;

Opacity Limits - NA;

Operational Limits - 4.5.5,4.5.3, 4.1.10, ; 45CSR13 Permit R13-2338 4.1.22,4.5.3, 4.5.5, ; 45CSR§34 ,, ; 40CFR§63 Subpart FFFF,

Are you in compliance with all applicable requirements for this emission unit? X Yes ___No

If no, complete the **Schedule of Compliance Form** as **ATTACHMENT F**.

ATTACHMENT E - Emission Unit Form

Emission Unit Description		*Emission Group 133*
Emission unit ID number: H-1215	**Emission unit name:** Condenser	**List any control devices associated with this emission unit:** S-223 or S-224

Provide a description of the emission unit (type, method of operation, design parameters, etc.):

Condenser

Manufacturer:	**Model number:**	**Serial number:**
In House	NA	NA
Construction date:	**Installation date:**	**Modification date(s):**

Design Capacity (examples: furnaces - tons/hr, tanks - gallons):

Maximum Hourly Throughput:	**Maximum Annual Throughput:**	**Maximum Operating Schedule:**
See Potential Emissions estimation method		8760

Fuel Usage Data **(fill out all applicable fields)**

Does this emission unit combust fuel? ___ Yes ___X No	**If yes, is it?** ___ Indirect Fired ___ Direct Fired
Maximum design heat input and/or maximum horsepower rating:	**Type and Btu/hr rating of burners:**

List the primary fuel type(s) and if applicable, the secondary fuel type(s). For each fuel type listed, provide the maximum hourly and annual fuel usage for each.

Describe each fuel expected to be used during the term of the permit.

Fuel Type	Max. Sulfur Content	Max. Ash Content	BTU Value

Emissions Data ***H-1215***

Criteria Pollutants	Potential Emissions	
	PPH	TPY
Carbon Monoxide (CO)		
Nitrogen Oxides (NO_X)		
Lead (Pb)		
Particulate Matter ($PM_{2.5}$)		
Particulate Matter (PM_{10})		
Total Particulate Matter (TSP)		
Sulfur Dioxide (SO_2)		
Volatile Organic Compounds (VOC)		

Hazardous Air Pollutants	Potential Emissions	
	PPH	TPY

Regulated Pollutants other than Criteria and HAP	Potential Emissions	
	PPH	TPY

List the method(s) used to calculate the potential emissions (include dates of any stack tests conducted, versions of software used, source and dates of emission factors, etc.).

Emissions from this Emission Group are assigned to the major emitting process equipment. Emissions are calculated assuming 8760 hours of operation for most equipment. Emergency equipment emissions are based on 500 hours per year. Highest emitting products were chosen for each emission group, utilizing MON MACT standard batch requirements when appropriate. For tanks the highest throughput in the last three years was increased three times. This was the basis for the PTE. Emissions were calculated using ChemCAD, Essential EHS, Emission Master and/or other appropriate emission estimation models or calculation methodologies (USEPA's TANKS 4.0, WATER9, etc.). Methods take into account stack test results as appropriate.

Applicable Requirements ***H-1215***

List all applicable requirements for this emission unit. For each applicable requirement, include the underlying rule/regulation citation and/or construction permit with the condition number. (*Note: Title V permit condition numbers alone are not the underlying applicable requirements*). If an emission limit is calculated based on the type of source and design capacity or if a standard is based on a design parameter, this information should also be included.

Emission Limits - 4.1.1, 4.1.20, 4.1.21, 4.1.22, ; 45CSR13 Permit R13-2338 4.1.1, ; 45CSR34, ; 40CFR63 Subpart FFFF,

Opacity Limits - NA

Operational Limits - 4.1.4, 4.1.16, 4.1.17, 4.1.18, ; 45CSR13 Permit R13-2338 4.1.4,4.1.18, ; 45CSR16 , ; 40CFR60 Subpart NNN,

X Permit Shield

For all applicable requirements listed above, provide monitoring/testing/recordkeeping/reporting which shall be used to demonstrate compliance. If the method is based on a permit or rule, include the condition number or citation. (Note: Each requirement listed above must have an associated method of demonstrating compliance. If there is not already a required method in place, then a method must be proposed.)

Emission Limits - 4.1.7, 4.5.1, 4.4.3, 4.4.4; 45CSR13 Permit R13-2338 4.1.7, 4.5.1, 4.4.4, 4.4.5;

Opacity Limits - NA;

Operational Limits - 4.5.5,4.5.3, 4.1.10, 4.4.10, ; 45CSR13 Permit R13-2338 4.1.22,4.5.3, 4.5.5, 4.4.11, ; 45CSR34,45CSR16, ; 40CFR63 Subpart FFFF,40CFR60.665(j),

Are you in compliance with all applicable requirements for this emission unit? X Yes ___No

If no, complete the **Schedule of Compliance Form** as **ATTACHMENT F**.

ATTACHMENT E - Emission Unit Form

Emission Unit Description		*Emission Group 133*
Emission unit ID number: H-1216	**Emission unit name:** Condenser	**List any control devices associated with this emission unit:** S-223 or S-224
Provide a description of the emission unit (type, method of operation, design parameters, etc.): Condenser		
Manufacturer: In House	**Model number:** NA	**Serial number:** NA
Construction date:	**Installation date:**	**Modification date(s):**
Design Capacity (examples: furnaces - tons/hr, tanks - gallons):		
Maximum Hourly Throughput: See Potential Emissions estimation method	**Maximum Annual Throughput:**	**Maximum Operating Schedule:** 8760
Fuel Usage Data **(fill out all applicable fields)**		
Does this emission unit combust fuel? ___ Yes ___X No		**If yes, is it?** ___ Indirect Fired ___ Direct Fired
Maximum design heat input and/or maximum horsepower rating:		**Type and Btu/hr rating of burners:**
List the primary fuel type(s) and if applicable, the secondary fuel type(s). For each fuel type listed, provide the maximum hourly and annual fuel usage for each.		

Describe each fuel expected to be used during the term of the permit.

Fuel Type	Max. Sulfur Content	Max. Ash Content	BTU Value

Emissions Data ***H-1216***

Criteria Pollutants	Potential Emissions	
	PPH	TPY
Carbon Monoxide (CO)		
Nitrogen Oxides (NO_X)		
Lead (Pb)		
Particulate Matter ($PM_{2.5}$)		
Particulate Matter (PM_{10})		
Total Particulate Matter (TSP)		
Sulfur Dioxide (SO_2)		
Volatile Organic Compounds (VOC)		

Hazardous Air Pollutants	Potential Emissions	
	PPH	TPY

Regulated Pollutants other than Criteria and HAP	Potential Emissions	
	PPH	TPY

List the method(s) used to calculate the potential emissions (include dates of any stack tests conducted, versions of software used, source and dates of emission factors, etc.).

Emissions from this Emission Group are assigned to the major emitting process equipment. Emissions are calculated assuming 8760 hours of operation for most equipment. Emergency equipment emissions are based on 500 hours per year. Highest emitting products were chosen for each emission group, utilizing MON MACT standard batch requirements when appropriate. For tanks the highest throughput in the last three years was increased three times. This was the basis for the PTE. Emissions were calculated using ChemCAD, Essential EHS, Emission Master and/or other appropriate emission estimation models or calculation methodologies (USEPA's TANKS 4.0, WATER9, etc.). Methods take into account stack test results as appropriate.

Applicable Requirements ***H-1216***

List all applicable requirements for this emission unit. For each applicable requirement, include the underlying rule/regulation citation and/or construction permit with the condition number. (*Note: Title V permit condition numbers alone are not the underlying applicable requirements*). If an emission limit is calculated based on the type of source and design capacity or if a standard is based on a design parameter, this information should also be included.

Emission Limits - 4.1.1, 4.1.20, 4.1.21, 4.1.22, ; 45CSR13 Permit R13-2338 4.1.1, ; 45CSR34, ; 40CFR63 Subpart FFFF,

Opacity Limits - NA

Operational Limits - 4.1.4, 4.1.16, 4.1.17, 4.1.18, ; 45CSR13 Permit R13-2338 4.1.4,4.1.18, ; 45CSR16 , ; 40CFR60 Subpart NNN,

X Permit Shield

For all applicable requirements listed above, provide monitoring/testing/recordkeeping/reporting which shall be used to demonstrate compliance. If the method is based on a permit or rule, include the condition number or citation. (Note: Each requirement listed above must have an associated method of demonstrating compliance. If there is not already a required method in place, then a method must be proposed.)

Emission Limits - 4.1.7, 4.5.1, 4.4.3, 4.4.4; 45CSR13 Permit R13-2338 4.1.7, 4.5.1, 4.4.4, 4.4.5;

Opacity Limits - NA;

Operational Limits - 4.5.5,4.5.3, 4.1.10, 4.4.10, ; 45CSR13 Permit R13-2338 4.1.22,4.5.3, 4.5.5, 4.4.11, ; 45CSR34,45CSR16, ; 40CFR63 Subpart FFFF,40CFR60.665(j),

Are you in compliance with all applicable requirements for this emission unit? X Yes ___No

If no, complete the **Schedule of Compliance Form** as **ATTACHMENT F**.

ATTACHMENT E - Emission Unit Form

Emission Unit Description		*Emission Group 133*
Emission unit ID number: H-1217	**Emission unit name:** Condenser	**List any control devices associated with this emission unit:** S-223 or S-224

Provide a description of the emission unit (type, method of operation, design parameters, etc.):

Condenser

Manufacturer:	**Model number:**	**Serial number:**
In House	NA	NA
Construction date:	**Installation date:**	**Modification date(s):**

Design Capacity (examples: furnaces - tons/hr, tanks - gallons):

Maximum Hourly Throughput:	**Maximum Annual Throughput:**	**Maximum Operating Schedule:**
See Potential Emissions estimation method		8760

Fuel Usage Data **(fill out all applicable fields)**

Does this emission unit combust fuel? ___ Yes ___X No	**If yes, is it?** ___ Indirect Fired ___ Direct Fired
Maximum design heat input and/or maximum horsepower rating:	**Type and Btu/hr rating of burners:**

List the primary fuel type(s) and if applicable, the secondary fuel type(s). For each fuel type listed, provide the maximum hourly and annual fuel usage for each.

Describe each fuel expected to be used during the term of the permit.

Fuel Type	Max. Sulfur Content	Max. Ash Content	BTU Value

Emissions Data ***H-1217***

Criteria Pollutants	Potential Emissions	
	PPH	TPY
Carbon Monoxide (CO)		
Nitrogen Oxides (NO_X)		
Lead (Pb)		
Particulate Matter ($PM_{2.5}$)		
Particulate Matter (PM_{10})		
Total Particulate Matter (TSP)		
Sulfur Dioxide (SO_2)		
Volatile Organic Compounds (VOC)		

Hazardous Air Pollutants	Potential Emissions	
	PPH	TPY

Regulated Pollutants other than Criteria and HAP	Potential Emissions	
	PPH	TPY

List the method(s) used to calculate the potential emissions (include dates of any stack tests conducted, versions of software used, source and dates of emission factors, etc.).

Emissions from this Emission Group are assigned to the major emitting process equipment. Emissions are calculated assuming 8760 hours of operation for most equipment. Emergency equipment emissions are based on 500 hours per year. Highest emitting products were chosen for each emission group, utilizing MON MACT standard batch requirements when appropriate. For tanks the highest throughput in the last three years was increased three times. This was the basis for the PTE. Emissions were calculated using ChemCAD, Essential EHS, Emission Master and/or other appropriate emission estimation models or calculation methodologies (USEPA's TANKS 4.0, WATER9, etc.). Methods take into account stack test results as appropriate.

Applicable Requirements ***H-1217***

List all applicable requirements for this emission unit. For each applicable requirement, include the underlying rule/regulation citation and/or construction permit with the condition number. (*Note: Title V permit condition numbers alone are not the underlying applicable requirements*). If an emission limit is calculated based on the type of source and design capacity or if a standard is based on a design parameter, this information should also be included.

Emission Limits - 4.1.1, 4.1.20, 4.1.21, 4.1.22, ; 45CSR13 Permit R13-2338 4.1.1, ; 45CSR34, ; 40CFR63 Subpart FFFF,

Opacity Limits - NA

Operational Limits - 4.1.4, 4.1.16, 4.1.17, 4.1.18, ; 45CSR13 Permit R13-2338 4.1.4,4.1.18, ; 45CSR16 , ; 40CFR60 Subpart NNN,

X Permit Shield

For all applicable requirements listed above, provide monitoring/testing/recordkeeping/reporting which shall be used to demonstrate compliance. If the method is based on a permit or rule, include the condition number or citation. (Note: Each requirement listed above must have an associated method of demonstrating compliance. If there is not already a required method in place, then a method must be proposed.)

Emission Limits - 4.1.7, 4.5.1, 4.4.3, 4.4.4; 45CSR13 Permit R13-2338 4.1.7, 4.5.1, 4.4.4, 4.4.5;

Opacity Limits - NA;

Operational Limits - 4.5.5,4.5.3, 4.1.10, 4.4.10, ; 45CSR13 Permit R13-2338 4.1.22,4.5.3, 4.5.5, 4.4.11, ; 45CSR34,45CSR16, ; 40CFR63 Subpart FFFF,40CFR60.665(j),

Are you in compliance with all applicable requirements for this emission unit? X Yes ___No

If no, complete the **Schedule of Compliance Form** as **ATTACHMENT F**.

ATTACHMENT E - Emission Unit Form

Emission Unit Description		*Emission Group 133*
Emission unit ID number: H-1218	**Emission unit name:** Condenser	**List any control devices associated with this emission unit:** S-223 or S-224

Provide a description of the emission unit (type, method of operation, design parameters, etc.):

Condenser

Manufacturer:	**Model number:**	**Serial number:**
In House	NA	NA
Construction date:	**Installation date:**	**Modification date(s):**

Design Capacity (examples: furnaces - tons/hr, tanks - gallons):

Maximum Hourly Throughput:	**Maximum Annual Throughput:**	**Maximum Operating Schedule:**
See Potential Emissions estimation method		8760

Fuel Usage Data **(fill out all applicable fields)**

Does this emission unit combust fuel? ___ Yes ___X No	**If yes, is it?** ___ Indirect Fired ___ Direct Fired
Maximum design heat input and/or maximum horsepower rating:	**Type and Btu/hr rating of burners:**

List the primary fuel type(s) and if applicable, the secondary fuel type(s). For each fuel type listed, provide the maximum hourly and annual fuel usage for each.

Describe each fuel expected to be used during the term of the permit.

Fuel Type	Max. Sulfur Content	Max. Ash Content	BTU Value

Emissions Data ***H-1218***

Criteria Pollutants	Potential Emissions	
	PPH	TPY
Carbon Monoxide (CO)		
Nitrogen Oxides (NO_X)		
Lead (Pb)		
Particulate Matter ($PM_{2.5}$)		
Particulate Matter (PM_{10})		
Total Particulate Matter (TSP)		
Sulfur Dioxide (SO_2)		
Volatile Organic Compounds (VOC)		

Hazardous Air Pollutants	Potential Emissions	
	PPH	TPY

Regulated Pollutants other than Criteria and HAP	Potential Emissions	
	PPH	TPY

List the method(s) used to calculate the potential emissions (include dates of any stack tests conducted, versions of software used, source and dates of emission factors, etc.).

Emissions from this Emission Group are assigned to the major emitting process equipment. Emissions are calculated assuming 8760 hours of operation for most equipment. Emergency equipment emissions are based on 500 hours per year. Highest emitting products were chosen for each emission group, utilizing MON MACT standard batch requirements when appropriate. For tanks the highest throughput in the last three years was increased three times. This was the basis for the PTE. Emissions were calculated using ChemCAD, Essential EHS, Emission Master and/or other appropriate emission estimation models or calculation methodologies (USEPA's TANKS 4.0, WATER9, etc.). Methods take into account stack test results as appropriate.

Applicable Requirements ***H-1218***

List all applicable requirements for this emission unit. For each applicable requirement, include the underlying rule/regulation citation and/or construction permit with the condition number. (*Note: Title V permit condition numbers alone are not the underlying applicable requirements*). If an emission limit is calculated based on the type of source and design capacity or if a standard is based on a design parameter, this information should also be included.

Emission Limits - 4.1.1, 4.1.20, 4.1.21, 4.1.22, 4.3.6, ; 45CSR13 Permit R13-2338 4.1.1, 4.3.6, ; 45CSR34, 45CSR16, ; 40CFR63 Subpart FFFF, 40CFR60.8,

Opacity Limits - NA

Operational Limits - 4.1.4, 4.1.16, 4.1.17, 4.1.18, ; 45CSR13 Permit R13-2338 4.1.4,4.1.18, ; 45CSR16 , ; 40CFR60 Subpart NNN,

X Permit Shield

For all applicable requirements listed above, provide monitoring/testing/recordkeeping/reporting which shall be used to demonstrate compliance. If the method is based on a permit or rule, include the condition number or citation. (Note: Each requirement listed above must have an associated method of demonstrating compliance. If there is not already a required method in place, then a method must be proposed.)

Emission Limits - 4.1.7, 4.5.1, 4.4.3, 4.4.4; 45CSR13 Permit R13-2338 4.1.7, 4.5.1, 4.4.4, 4.4.5;

Opacity Limits - NA;

Operational Limits - 4.5.5,4.5.3, 4.1.10, 4.4.10, ; 45CSR13 Permit R13-2338 4.1.22,4.5.3, 4.5.5, 4.4.11, ; 45CSR34,45CSR16, ; 40CFR63 Subpart FFFF,40CFR60.665(j),

Are you in compliance with all applicable requirements for this emission unit? X Yes ___No

If no, complete the **Schedule of Compliance Form** as **ATTACHMENT F**.

ATTACHMENT E - Emission Unit Form

Emission Unit Description		*Emission Group 133*
Emission unit ID number: H-1219	**Emission unit name:** Heat Exchanger	**List any control devices associated with this emission unit:** NONE

Provide a description of the emission unit (type, method of operation, design parameters, etc.):

Heat Exchanger

Manufacturer:	**Model number:**	**Serial number:**
In House	NA	NA
Construction date:	**Installation date:**	**Modification date(s):**

Design Capacity (examples: furnaces - tons/hr, tanks - gallons):

Maximum Hourly Throughput:	**Maximum Annual Throughput:**	**Maximum Operating Schedule:**
See Potential Emissions estimation method		8760

Fuel Usage Data **(fill out all applicable fields)**

Does this emission unit combust fuel? ___ Yes ___X No	**If yes, is it?** ___ Indirect Fired ___ Direct Fired
Maximum design heat input and/or maximum horsepower rating:	**Type and Btu/hr rating of burners:**

List the primary fuel type(s) and if applicable, the secondary fuel type(s). For each fuel type listed, provide the maximum hourly and annual fuel usage for each.

Describe each fuel expected to be used during the term of the permit.

Fuel Type	Max. Sulfur Content	Max. Ash Content	BTU Value

Emissions Data	***H-1219***	
Criteria Pollutants	Potential Emissions	
	PPH	TPY
Carbon Monoxide (CO)		
Nitrogen Oxides (NO_X)		
Lead (Pb)		
Particulate Matter ($PM_{2.5}$)		
Particulate Matter (PM_{10})		
Total Particulate Matter (TSP)		
Sulfur Dioxide (SO_2)		
Volatile Organic Compounds (VOC)		
Hazardous Air Pollutants	Potential Emissions	
	PPH	TPY
Regulated Pollutants other than Criteria and HAP	Potential Emissions	
	PPH	TPY

List the method(s) used to calculate the potential emissions (include dates of any stack tests conducted, versions of software used, source and dates of emission factors, etc.).

Emissions from this Emission Group are assigned to the major emitting process equipment. Emissions are calculated assuming 8760 hours of operation for most equipment. Emergency equipment emissions are based on 500 hours per year. Highest emitting products were chosen for each emission group, utilizing MON MACT standard batch requirements when appropriate. For tanks the highest throughput in the last three years was increased three times. This was the basis for the PTE. Emissions were calculated using ChemCAD, Essential EHS, Emission Master and/or other appropriate emission estimation models or calculation methodologies (USEPA's TANKS 4.0, WATER9, etc.). Methods take into account stack test results as appropriate.

Applicable Requirements ***H-1219***

List all applicable requirements for this emission unit. For each applicable requirement, include the underlying rule/regulation citation and/or construction permit with the condition number. (*Note: Title V permit condition numbers alone are not the underlying applicable requirements*). If an emission limit is calculated based on the type of source and design capacity or if a standard is based on a design parameter, this information should also be included.

Emission Limits - 4.1.20, 4.1.21, 4.1.22, 4.3.6, ; 4.3.6, ; 45CSR34, 45CSR16, ; 40CFR63 Subpart FFFF, 40CFR60.8,

Opacity Limits - NA

Operational Limits - 4.1.4, 4.1.16, 4.1.17, 4.1.18, 4.1.23, 4.1.24, 4.1.25, 4.1.26, ; 45CSR13 0 4.1.4,4.1.18, ; 45CSR16 , 45CSR34 , ; 40CFR60 Subpart NNN, 40CFR63 Subpart FFFF,

X Permit Shield

For all applicable requirements listed above, provide monitoring/testing/recordkeeping/reporting which shall be used to demonstrate compliance. If the method is based on a permit or rule, include the condition number or citation. (Note: Each requirement listed above must have an associated method of demonstrating compliance. If there is not already a required method in place, then a method must be proposed.)

Emission Limits - 4.1.7, 4.5.1, ; 45CSR13 Permit R13-2338 4.1.7, 4.5.1, ;

Opacity Limits - NA;

Operational Limits - 4.5.5,4.5.3, 4.1.10, 4.4.10, ; 45CSR13 Permit R13-2338 4.1.22,4.5.3, 4.5.5, 4.4.11, ; 45CSR34,45CSR16, ; 40CFR63 Subpart FFFF,40CFR60.665(j),

Are you in compliance with all applicable requirements for this emission unit? X Yes ___No

If no, complete the **Schedule of Compliance Form** as **ATTACHMENT F**.

ATTACHMENT E - Emission Unit Form

Emission Unit Description		*Emission Group 133*
Emission unit ID number: H-1220	**Emission unit name:** Heat Exchanger	**List any control devices associated with this emission unit:** NONE

Provide a description of the emission unit (type, method of operation, design parameters, etc.):

Heat Exchanger

Manufacturer:	**Model number:**	**Serial number:**
In House	NA	NA
Construction date:	**Installation date:**	**Modification date(s):**

Design Capacity (examples: furnaces - tons/hr, tanks - gallons):

Maximum Hourly Throughput:	**Maximum Annual Throughput:**	**Maximum Operating Schedule:**
See Potential Emissions estimation method		8760

Fuel Usage Data **(fill out all applicable fields)**

Does this emission unit combust fuel? ___ Yes ___X No	**If yes, is it?** ___ Indirect Fired ___ Direct Fired
Maximum design heat input and/or maximum horsepower rating:	**Type and Btu/hr rating of burners:**

List the primary fuel type(s) and if applicable, the secondary fuel type(s). For each fuel type listed, provide the maximum hourly and annual fuel usage for each.

Describe each fuel expected to be used during the term of the permit.

Fuel Type	Max. Sulfur Content	Max. Ash Content	BTU Value

Emissions Data ***H-1220***

Criteria Pollutants	Potential Emissions	
	PPH	TPY
Carbon Monoxide (CO)		
Nitrogen Oxides (NO_X)		
Lead (Pb)		
Particulate Matter ($PM_{2.5}$)		
Particulate Matter (PM_{10})		
Total Particulate Matter (TSP)		
Sulfur Dioxide (SO_2)		
Volatile Organic Compounds (VOC)		

Hazardous Air Pollutants	Potential Emissions	
	PPH	TPY

Regulated Pollutants other than Criteria and HAP	Potential Emissions	
	PPH	TPY

List the method(s) used to calculate the potential emissions (include dates of any stack tests conducted, versions of software used, source and dates of emission factors, etc.).

Emissions from this Emission Group are assigned to the major emitting process equipment. Emissions are calculated assuming 8760 hours of operation for most equipment. Emergency equipment emissions are based on 500 hours per year. Highest emitting products were chosen for each emission group, utilizing MON MACT standard batch requirements when appropriate. For tanks the highest throughput in the last three years was increased three times. This was the basis for the PTE. Emissions were calculated using ChemCAD, Essential EHS, Emission Master and/or other appropriate emission estimation models or calculation methodologies (USEPA's TANKS 4.0, WATER9, etc.). Methods take into account stack test results as appropriate.

Applicable Requirements ***H-1220***

List all applicable requirements for this emission unit. For each applicable requirement, include the underlying rule/regulation citation and/or construction permit with the condition number. (*Note: Title V permit condition numbers alone are not the underlying applicable requirements*). If an emission limit is calculated based on the type of source and design capacity or if a standard is based on a design parameter, this information should also be included.

Emission Limits - 4.1.20, 4.1.21, 4.1.22, 4.3.6, ; 4.3.6, ; 45CSR34, 45CSR16, ; 40CFR63 Subpart FFFF, 40CFR60.8,

Opacity Limits - NA

Operational Limits - 4.1.4, 4.1.16, 4.1.17, 4.1.18, 4.1.23, 4.1.24, 4.1.25, 4.1.26, ; 45CSR13 0 4.1.4,4.1.18, ; 45CSR16 , 45CSR34 , ; 40CFR60 Subpart NNN, 40CFR63 Subpart FFFF,

X Permit Shield

For all applicable requirements listed above, provide monitoring/testing/recordkeeping/reporting which shall be used to demonstrate compliance. If the method is based on a permit or rule, include the condition number or citation. (Note: Each requirement listed above must have an associated method of demonstrating compliance. If there is not already a required method in place, then a method must be proposed.)

Emission Limits - 4.1.7, 4.5.1, ; 45CSR13 Permit R13-2338 4.1.7, 4.5.1, ;

Opacity Limits - NA;

Operational Limits - 4.5.5,4.5.3, 4.1.10, 4.4.10, ; 45CSR13 Permit R13-2338 4.1.22,4.5.3, 4.5.5, 4.4.11, ; 45CSR34,45CSR16, ; 40CFR63 Subpart FFFF,40CFR60.665(j),

Are you in compliance with all applicable requirements for this emission unit? X Yes ___No

If no, complete the **Schedule of Compliance Form** as **ATTACHMENT F**.

ATTACHMENT E - Emission Unit Form

Emission Unit Description		*Emission Group 133*
Emission unit ID number: H-1221	**Emission unit name:** Cooler	**List any control devices associated with this emission unit:** NONE

Provide a description of the emission unit (type, method of operation, design parameters, etc.):

Cooler

Manufacturer:	**Model number:**	**Serial number:**
In House	NA	NA
Construction date:	**Installation date:**	**Modification date(s):**

Design Capacity (examples: furnaces - tons/hr, tanks - gallons):

Maximum Hourly Throughput:	**Maximum Annual Throughput:**	**Maximum Operating Schedule:**
See Potential Emissions estimation method		8760

Fuel Usage Data **(fill out all applicable fields)**

Does this emission unit combust fuel? ___ Yes ___X No	**If yes, is it?** ___ Indirect Fired ___ Direct Fired
Maximum design heat input and/or maximum horsepower rating:	**Type and Btu/hr rating of burners:**

List the primary fuel type(s) and if applicable, the secondary fuel type(s). For each fuel type listed, provide the maximum hourly and annual fuel usage for each.

Describe each fuel expected to be used during the term of the permit.

Fuel Type	Max. Sulfur Content	Max. Ash Content	BTU Value

Emissions Data ***H-1221***

Criteria Pollutants	Potential Emissions	
	PPH	TPY
Carbon Monoxide (CO)		
Nitrogen Oxides (NO_X)		
Lead (Pb)		
Particulate Matter ($PM_{2.5}$)		
Particulate Matter (PM_{10})		
Total Particulate Matter (TSP)		
Sulfur Dioxide (SO_2)		
Volatile Organic Compounds (VOC)		

Hazardous Air Pollutants	Potential Emissions	
	PPH	TPY

Regulated Pollutants other than Criteria and HAP	Potential Emissions	
	PPH	TPY

List the method(s) used to calculate the potential emissions (include dates of any stack tests conducted, versions of software used, source and dates of emission factors, etc.).

Emissions from this Emission Group are assigned to the major emitting process equipment. Emissions are calculated assuming 8760 hours of operation for most equipment. Emergency equipment emissions are based on 500 hours per year. Highest emitting products were chosen for each emission group, utilizing MON MACT standard batch requirements when appropriate. For tanks the highest throughput in the last three years was increased three times. This was the basis for the PTE. Emissions were calculated using ChemCAD, Essential EHS, Emission Master and/or other appropriate emission estimation models or calculation methodologies (USEPA's TANKS 4.0, WATER9, etc.). Methods take into account stack test results as appropriate.

Applicable Requirements ***H-1221***

List all applicable requirements for this emission unit. For each applicable requirement, include the underlying rule/regulation citation and/or construction permit with the condition number. (*Note: Title V permit condition numbers alone are not the underlying applicable requirements*). If an emission limit is calculated based on the type of source and design capacity or if a standard is based on a design parameter, this information should also be included.

Emission Limits - 4.1.20, 4.1.21, 4.1.22, 4.3.6, ; 4.3.6, ; 45CSR34, 45CSR16, ; 40CFR63 Subpart FFFF, 40CFR60.8,

Opacity Limits - NA

Operational Limits - 4.1.4, 4.1.16, 4.1.17, 4.1.18, 4.1.23, 4.1.24, 4.1.25, 4.1.26, ; 45CSR13 0 4.1.4,4.1.18, ; 45CSR16 , 45CSR34 , ; 40CFR60 Subpart NNN, 40CFR63 Subpart FFFF,

X Permit Shield

For all applicable requirements listed above, provide monitoring/testing/recordkeeping/reporting which shall be used to demonstrate compliance. If the method is based on a permit or rule, include the condition number or citation. (Note: Each requirement listed above must have an associated method of demonstrating compliance. If there is not already a required method in place, then a method must be proposed.)

Emission Limits - 4.1.7, 4.5.1, ; 45CSR13 Permit R13-2338 4.1.7, 4.5.1, ;

Opacity Limits - NA;

Operational Limits - 4.5.5,4.5.3, 4.1.10, 4.4.10, ; 45CSR13 Permit R13-2338 4.1.22,4.5.3, 4.5.5, 4.4.11, ; 45CSR34,45CSR16, ; 40CFR63 Subpart FFFF,40CFR60.665(j),

Are you in compliance with all applicable requirements for this emission unit? X Yes ___No

If no, complete the **Schedule of Compliance Form** as **ATTACHMENT F**.

ATTACHMENT E - Emission Unit Form

Emission Unit Description		*Emission Group 133*
Emission unit ID number: H-1222	**Emission unit name:** Heat Exchanger	**List any control devices associated with this emission unit:** NONE

Provide a description of the emission unit (type, method of operation, design parameters, etc.):

Heat Exchanger

Manufacturer:	**Model number:**	**Serial number:**
In House	NA	NA
Construction date:	**Installation date:**	**Modification date(s):**

Design Capacity (examples: furnaces - tons/hr, tanks - gallons):

Maximum Hourly Throughput:	**Maximum Annual Throughput:**	**Maximum Operating Schedule:**
See Potential Emissions estimation method		8760

Fuel Usage Data **(fill out all applicable fields)**

Does this emission unit combust fuel? ___ Yes ___X No	**If yes, is it?** ___ Indirect Fired ___ Direct Fired
Maximum design heat input and/or maximum horsepower rating:	**Type and Btu/hr rating of burners:**

List the primary fuel type(s) and if applicable, the secondary fuel type(s). For each fuel type listed, provide the maximum hourly and annual fuel usage for each.

Describe each fuel expected to be used during the term of the permit.

Fuel Type	Max. Sulfur Content	Max. Ash Content	BTU Value

Emissions Data ***H-1222***

Criteria Pollutants	Potential Emissions	
	PPH	TPY
Carbon Monoxide (CO)		
Nitrogen Oxides (NO_X)		
Lead (Pb)		
Particulate Matter ($PM_{2.5}$)		
Particulate Matter (PM_{10})		
Total Particulate Matter (TSP)		
Sulfur Dioxide (SO_2)		
Volatile Organic Compounds (VOC)		

Hazardous Air Pollutants	Potential Emissions	
	PPH	TPY

Regulated Pollutants other than Criteria and HAP	Potential Emissions	
	PPH	TPY

List the method(s) used to calculate the potential emissions (include dates of any stack tests conducted, versions of software used, source and dates of emission factors, etc.).

Emissions from this Emission Group are assigned to the major emitting process equipment. Emissions are calculated assuming 8760 hours of operation for most equipment. Emergency equipment emissions are based on 500 hours per year. Highest emitting products were chosen for each emission group, utilizing MON MACT standard batch requirements when appropriate. For tanks the highest throughput in the last three years was increased three times. This was the basis for the PTE. Emissions were calculated using ChemCAD, Essential EHS, Emission Master and/or other appropriate emission estimation models or calculation methodologies (USEPA's TANKS 4.0, WATER9, etc.). Methods take into account stack test results as appropriate.

Applicable Requirements ***H-1222***

List all applicable requirements for this emission unit. For each applicable requirement, include the underlying rule/regulation citation and/or construction permit with the condition number. (*Note: Title V permit condition numbers alone are not the underlying applicable requirements*). If an emission limit is calculated based on the type of source and design capacity or if a standard is based on a design parameter, this information should also be included.

Emission Limits - 4.1.20, 4.1.21, 4.1.22, 4.3.6, ; 4.3.6, ; 45CSR34, 45CSR16, ; 40CFR63 Subpart FFFF, 40CFR60.8,

Opacity Limits - NA

Operational Limits - 4.1.4, 4.1.16, 4.1.17, 4.1.18, 4.1.23, 4.1.24, 4.1.25, 4.1.26, ; 45CSR13 0 4.1.4,4.1.18, ; 45CSR16 , 45CSR34 , ; 40CFR60 Subpart NNN, 40CFR63 Subpart FFFF,

X Permit Shield

For all applicable requirements listed above, provide monitoring/testing/recordkeeping/reporting which shall be used to demonstrate compliance. If the method is based on a permit or rule, include the condition number or citation. (Note: Each requirement listed above must have an associated method of demonstrating compliance. If there is not already a required method in place, then a method must be proposed.)

Emission Limits - 4.1.7, 4.5.1, ; 45CSR13 Permit R13-2338 4.1.7, 4.5.1, ;

Opacity Limits - NA;

Operational Limits - 4.5.5,4.5.3, 4.1.10, 4.4.10, ; 45CSR13 Permit R13-2338 4.1.22,4.5.3, 4.5.5, 4.4.11, ; 45CSR34,45CSR16, ; 40CFR63 Subpart FFFF,40CFR60.665(j),

Are you in compliance with all applicable requirements for this emission unit? X Yes ___No

If no, complete the **Schedule of Compliance Form** as **ATTACHMENT F**.

ATTACHMENT E - Emission Unit Form

Emission Unit Description		*Emission Group 133*
Emission unit ID number: H-1223	**Emission unit name:** Heat Exchanger	**List any control devices associated with this emission unit:** NONE

Provide a description of the emission unit (type, method of operation, design parameters, etc.):

Heat Exchanger

Manufacturer:	**Model number:**	**Serial number:**
In House	NA	NA
Construction date:	**Installation date:**	**Modification date(s):**

Design Capacity (examples: furnaces - tons/hr, tanks - gallons):

Maximum Hourly Throughput:	**Maximum Annual Throughput:**	**Maximum Operating Schedule:**
See Potential Emissions estimation method		8760

Fuel Usage Data **(fill out all applicable fields)**

Does this emission unit combust fuel? ___ Yes ___X No	**If yes, is it?** ___ Indirect Fired ___ Direct Fired
Maximum design heat input and/or maximum horsepower rating:	**Type and Btu/hr rating of burners:**

List the primary fuel type(s) and if applicable, the secondary fuel type(s). For each fuel type listed, provide the maximum hourly and annual fuel usage for each.

Describe each fuel expected to be used during the term of the permit.

Fuel Type	Max. Sulfur Content	Max. Ash Content	BTU Value

Emissions Data ***H-1223***

Criteria Pollutants	Potential Emissions	
	PPH	TPY
Carbon Monoxide (CO)		
Nitrogen Oxides (NO_X)		
Lead (Pb)		
Particulate Matter ($PM_{2.5}$)		
Particulate Matter (PM_{10})		
Total Particulate Matter (TSP)		
Sulfur Dioxide (SO_2)		
Volatile Organic Compounds (VOC)		

Hazardous Air Pollutants	Potential Emissions	
	PPH	TPY

Regulated Pollutants other than Criteria and HAP	Potential Emissions	
	PPH	TPY

List the method(s) used to calculate the potential emissions (include dates of any stack tests conducted, versions of software used, source and dates of emission factors, etc.).

Emissions from this Emission Group are assigned to the major emitting process equipment. Emissions are calculated assuming 8760 hours of operation for most equipment. Emergency equipment emissions are based on 500 hours per year. Highest emitting products were chosen for each emission group, utilizing MON MACT standard batch requirements when appropriate. For tanks the highest throughput in the last three years was increased three times. This was the basis for the PTE. Emissions were calculated using ChemCAD, Essential EHS, Emission Master and/or other appropriate emission estimation models or calculation methodologies (USEPA's TANKS 4.0, WATER9, etc.). Methods take into account stack test results as appropriate.

Applicable Requirements ***H-1223***

List all applicable requirements for this emission unit. For each applicable requirement, include the underlying rule/regulation citation and/or construction permit with the condition number. (*Note: Title V permit condition numbers alone are not the underlying applicable requirements*). If an emission limit is calculated based on the type of source and design capacity or if a standard is based on a design parameter, this information should also be included.

Emission Limits - 4.1.20, 4.1.21, 4.1.22, 4.3.6, ; 4.3.6, ; 45CSR34, 45CSR16, ; 40CFR63 Subpart FFFF, 40CFR60.8,

Opacity Limits - NA

Operational Limits - 4.1.4, 4.1.16, 4.1.17, 4.1.18, 4.1.23, 4.1.24, 4.1.25, 4.1.26, ; 45CSR13 0 4.1.4,4.1.18, ; 45CSR16 , 45CSR34 , ; 40CFR60 Subpart NNN, 40CFR63 Subpart FFFF,

X Permit Shield

For all applicable requirements listed above, provide monitoring/testing/recordkeeping/reporting which shall be used to demonstrate compliance. If the method is based on a permit or rule, include the condition number or citation. (Note: Each requirement listed above must have an associated method of demonstrating compliance. If there is not already a required method in place, then a method must be proposed.)

Emission Limits - 4.1.7, 4.5.1, ; 45CSR13 Permit R13-2338 4.1.7, 4.5.1, ;

Opacity Limits - NA;

Operational Limits - 4.5.5,4.5.3, 4.1.10, 4.4.10, ; 45CSR13 Permit R13-2338 4.1.22,4.5.3, 4.5.5, 4.4.11, ; 45CSR34,45CSR16, ; 40CFR63 Subpart FFFF,40CFR60.665(j),

Are you in compliance with all applicable requirements for this emission unit? X Yes ___No

If no, complete the **Schedule of Compliance Form** as **ATTACHMENT F**.

ATTACHMENT E - Emission Unit Form

Emission Unit Description		*Emission Group 133*
Emission unit ID number: H-1224	**Emission unit name:** Cooler	**List any control devices associated with this emission unit:** NONE

Provide a description of the emission unit (type, method of operation, design parameters, etc.):

Cooler

Manufacturer:	**Model number:**	**Serial number:**
In House	NA	NA
Construction date:	**Installation date:**	**Modification date(s):**

Design Capacity (examples: furnaces - tons/hr, tanks - gallons):

Maximum Hourly Throughput:	**Maximum Annual Throughput:**	**Maximum Operating Schedule:**
See Potential Emissions estimation method		8760

Fuel Usage Data **(fill out all applicable fields)**

Does this emission unit combust fuel? ___ Yes ___X No	**If yes, is it?** ___ Indirect Fired ___ Direct Fired
Maximum design heat input and/or maximum horsepower rating:	**Type and Btu/hr rating of burners:**

List the primary fuel type(s) and if applicable, the secondary fuel type(s). For each fuel type listed, provide the maximum hourly and annual fuel usage for each.

Describe each fuel expected to be used during the term of the permit.

Fuel Type	Max. Sulfur Content	Max. Ash Content	BTU Value

Emissions Data ***H-1224***

Criteria Pollutants	Potential Emissions	
	PPH	TPY
Carbon Monoxide (CO)		
Nitrogen Oxides (NO_X)		
Lead (Pb)		
Particulate Matter ($PM_{2.5}$)		
Particulate Matter (PM_{10})		
Total Particulate Matter (TSP)		
Sulfur Dioxide (SO_2)		
Volatile Organic Compounds (VOC)		

Hazardous Air Pollutants	Potential Emissions	
	PPH	TPY

Regulated Pollutants other than Criteria and HAP	Potential Emissions	
	PPH	TPY

List the method(s) used to calculate the potential emissions (include dates of any stack tests conducted, versions of software used, source and dates of emission factors, etc.).

Emissions from this Emission Group are assigned to the major emitting process equipment. Emissions are calculated assuming 8760 hours of operation for most equipment. Emergency equipment emissions are based on 500 hours per year. Highest emitting products were chosen for each emission group, utilizing MON MACT standard batch requirements when appropriate. For tanks the highest throughput in the last three years was increased three times. This was the basis for the PTE. Emissions were calculated using ChemCAD, Essential EHS, Emission Master and/or other appropriate emission estimation models or calculation methodologies (USEPA's TANKS 4.0, WATER9, etc.). Methods take into account stack test results as appropriate.

Applicable Requirements ***H-1224***

List all applicable requirements for this emission unit. For each applicable requirement, include the underlying rule/regulation citation and/or construction permit with the condition number. (*Note: Title V permit condition numbers alone are not the underlying applicable requirements*). If an emission limit is calculated based on the type of source and design capacity or if a standard is based on a design parameter, this information should also be included.

Emission Limits - 4.1.20, 4.1.21, 4.1.22, 4.3.6, ; 4.3.6, ; 45CSR34, 45CSR16, ; 40CFR63 Subpart FFFF, 40CFR60.8,

Opacity Limits - NA

Operational Limits - 4.1.4, 4.1.16, 4.1.17, 4.1.18, 4.1.23, 4.1.24, 4.1.25, 4.1.26, ; 45CSR13 0 4.1.4,4.1.18, ; 45CSR16 , 45CSR34 , ; 40CFR60 Subpart NNN, 40CFR63 Subpart FFFF,

X Permit Shield

For all applicable requirements listed above, provide monitoring/testing/recordkeeping/reporting which shall be used to demonstrate compliance. If the method is based on a permit or rule, include the condition number or citation. (Note: Each requirement listed above must have an associated method of demonstrating compliance. If there is not already a required method in place, then a method must be proposed.)

Emission Limits - 4.1.7, 4.5.1, ; 45CSR13 Permit R13-2338 4.1.7, 4.5.1, ;

Opacity Limits - NA;

Operational Limits - 4.5.5,4.5.3, 4.1.10, 4.4.10, ; 45CSR13 Permit R13-2338 4.1.22,4.5.3, 4.5.5, 4.4.11, ; 45CSR34,45CSR16, ; 40CFR63 Subpart FFFF,40CFR60.665(j),

Are you in compliance with all applicable requirements for this emission unit? X Yes ___No

If no, complete the **Schedule of Compliance Form** as **ATTACHMENT F**.

ATTACHMENT E - Emission Unit Form

Emission Unit Description		*Emission Group 133*
Emission unit ID number: H-1227	**Emission unit name:** Vaporizer	**List any control devices associated with this emission unit:** NONE

Provide a description of the emission unit (type, method of operation, design parameters, etc.):

Vaporizer

Manufacturer: In House	**Model number:** NA	**Serial number:** NA
Construction date:	**Installation date:**	**Modification date(s):**

Design Capacity (examples: furnaces - tons/hr, tanks - gallons):

Maximum Hourly Throughput: See Potential Emissions estimation method	**Maximum Annual Throughput:**	**Maximum Operating Schedule:** 8760

Fuel Usage Data **(fill out all applicable fields)**

Does this emission unit combust fuel? ___ Yes ___X No	**If yes, is it?** ___ Indirect Fired ___ Direct Fired
Maximum design heat input and/or maximum horsepower rating:	**Type and Btu/hr rating of burners:**

List the primary fuel type(s) and if applicable, the secondary fuel type(s). For each fuel type listed, provide the maximum hourly and annual fuel usage for each.

Describe each fuel expected to be used during the term of the permit.

Fuel Type	Max. Sulfur Content	Max. Ash Content	BTU Value

Emissions Data ***H-1227***

Criteria Pollutants	Potential Emissions	
	PPH	TPY
Carbon Monoxide (CO)		
Nitrogen Oxides (NO_X)		
Lead (Pb)		
Particulate Matter ($PM_{2.5}$)		
Particulate Matter (PM_{10})		
Total Particulate Matter (TSP)		
Sulfur Dioxide (SO_2)		
Volatile Organic Compounds (VOC)		

Hazardous Air Pollutants	Potential Emissions	
	PPH	TPY

Regulated Pollutants other than Criteria and HAP	Potential Emissions	
	PPH	TPY

List the method(s) used to calculate the potential emissions (include dates of any stack tests conducted, versions of software used, source and dates of emission factors, etc.).

Emissions from this Emission Group are assigned to the major emitting process equipment. Emissions are calculated assuming 8760 hours of operation for most equipment. Emergency equipment emissions are based on 500 hours per year. Highest emitting products were chosen for each emission group, utilizing MON MACT standard batch requirements when appropriate. For tanks the highest throughput in the last three years was increased three times. This was the basis for the PTE. Emissions were calculated using ChemCAD, Essential EHS, Emission Master and/or other appropriate emission estimation models or calculation methodologies (USEPA's TANKS 4.0, WATER9, etc.). Methods take into account stack test results as appropriate.

Applicable Requirements ***H-1227***

List all applicable requirements for this emission unit. For each applicable requirement, include the underlying rule/regulation citation and/or construction permit with the condition number. (*Note: Title V permit condition numbers alone are not the underlying applicable requirements*). If an emission limit is calculated based on the type of source and design capacity or if a standard is based on a design parameter, this information should also be included.

Emission Limits - 4.1.20, 4.1.21, 4.1.22, 4.3.6, ; 4.3.6, ; 45CSR34, 45CSR16, ; 40CFR63 Subpart FFFF, 40CFR60.8,

Opacity Limits - NA

Operational Limits - 4.1.4, 4.1.16, 4.1.17, 4.1.18, 4.1.23, 4.1.24, 4.1.25, 4.1.26, ; 45CSR13 0 4.1.4,4.1.18, ; 45CSR16 , 45CSR34 , ; 40CFR60 Subpart NNN, 40CFR63 Subpart FFFF,

X Permit Shield

For all applicable requirements listed above, provide monitoring/testing/recordkeeping/reporting which shall be used to demonstrate compliance. If the method is based on a permit or rule, include the condition number or citation. (Note: Each requirement listed above must have an associated method of demonstrating compliance. If there is not already a required method in place, then a method must be proposed.)

Emission Limits - 4.1.7, 4.5.1, ; 45CSR13 Permit R13-2338 4.1.7, 4.5.1, ;

Opacity Limits - NA;

Operational Limits - 4.5.5,4.5.3, 4.1.10, 4.4.10, ; 45CSR13 Permit R13-2338 4.1.22,4.5.3, 4.5.5, 4.4.11, ; 45CSR34,45CSR16, ; 40CFR63 Subpart FFFF,40CFR60.665(j),

Are you in compliance with all applicable requirements for this emission unit? X Yes ___No

If no, complete the **Schedule of Compliance Form** as **ATTACHMENT F**.

ATTACHMENT E - Emission Unit Form

Emission Unit Description		*Emission Group 133*
Emission unit ID number: H-1445	**Emission unit name:** Cooler	**List any control devices associated with this emission unit:** NONE

Provide a description of the emission unit (type, method of operation, design parameters, etc.):

Cooler

Manufacturer:	**Model number:**	**Serial number:**
In House	NA	NA
Construction date:	**Installation date:**	**Modification date(s):**

Design Capacity (examples: furnaces - tons/hr, tanks - gallons):

Maximum Hourly Throughput:	**Maximum Annual Throughput:**	**Maximum Operating Schedule:**
See Potential Emissions estimation method		8760

Fuel Usage Data **(fill out all applicable fields)**

Does this emission unit combust fuel? ___ Yes ___X No	**If yes, is it?** ___ Indirect Fired ___ Direct Fired
Maximum design heat input and/or maximum horsepower rating:	**Type and Btu/hr rating of burners:**

List the primary fuel type(s) and if applicable, the secondary fuel type(s). For each fuel type listed, provide the maximum hourly and annual fuel usage for each.

Describe each fuel expected to be used during the term of the permit.

Fuel Type	Max. Sulfur Content	Max. Ash Content	BTU Value

Emissions Data ***H-1445***

Criteria Pollutants	Potential Emissions	
	PPH	TPY
Carbon Monoxide (CO)		
Nitrogen Oxides (NO_X)		
Lead (Pb)		
Particulate Matter ($PM_{2.5}$)		
Particulate Matter (PM_{10})		
Total Particulate Matter (TSP)		
Sulfur Dioxide (SO_2)		
Volatile Organic Compounds (VOC)		

Hazardous Air Pollutants	Potential Emissions	
	PPH	TPY

Regulated Pollutants other than Criteria and HAP	Potential Emissions	
	PPH	TPY

List the method(s) used to calculate the potential emissions (include dates of any stack tests conducted, versions of software used, source and dates of emission factors, etc.).

Emissions from this Emission Group are assigned to the major emitting process equipment. Emissions are calculated assuming 8760 hours of operation for most equipment. Emergency equipment emissions are based on 500 hours per year. Highest emitting products were chosen for each emission group, utilizing MON MACT standard batch requirements when appropriate. For tanks the highest throughput in the last three years was increased three times. This was the basis for the PTE. Emissions were calculated using ChemCAD, Essential EHS, Emission Master and/or other appropriate emission estimation models or calculation methodologies (USEPA's TANKS 4.0, WATER9, etc.). Methods take into account stack test results as appropriate.

Applicable Requirements ***H-1445***

List all applicable requirements for this emission unit. For each applicable requirement, include the underlying rule/regulation citation and/or construction permit with the condition number. (*Note: Title V permit condition numbers alone are not the underlying applicable requirements*). If an emission limit is calculated based on the type of source and design capacity or if a standard is based on a design parameter, this information should also be included.

Emission Limits - 4.1.20, 4.1.21, 4.1.22, 4.3.6, ; 4.3.6, ; 45CSR34, 45CSR16, ; 40CFR63 Subpart FFFF, 40CFR60.8,

Opacity Limits - NA

Operational Limits - 4.1.4, 4.1.16, 4.1.17, 4.1.18, 4.1.23, 4.1.24, 4.1.25, 4.1.26, ; 45CSR13 0 4.1.4,4.1.18, ; 45CSR16 , 45CSR34 , ; 40CFR60 Subpart NNN, 40CFR63 Subpart FFFF,

X Permit Shield

For all applicable requirements listed above, provide monitoring/testing/recordkeeping/reporting which shall be used to demonstrate compliance. If the method is based on a permit or rule, include the condition number or citation. (Note: Each requirement listed above must have an associated method of demonstrating compliance. If there is not already a required method in place, then a method must be proposed.)

Emission Limits - 4.1.7, 4.5.1, ; 45CSR13 Permit R13-2338 4.1.7, 4.5.1, ;

Opacity Limits - NA;

Operational Limits - 4.5.5,4.5.3, 4.1.10, 4.4.10, ; 45CSR13 Permit R13-2338 4.1.22,4.5.3, 4.5.5, 4.4.11, ; 45CSR34,45CSR16, ; 40CFR63 Subpart FFFF,40CFR60.665(j),

Are you in compliance with all applicable requirements for this emission unit? X Yes ___No

If no, complete the **Schedule of Compliance Form** as **ATTACHMENT F**.

ATTACHMENT E - Emission Unit Form

Emission Unit Description		*Emission Group 133*
Emission unit ID number: H-1451	**Emission unit name:** Sample Cooler	**List any control devices associated with this emission unit:** NONE

Provide a description of the emission unit (type, method of operation, design parameters, etc.):

Sample Cooler

Manufacturer:	**Model number:**	**Serial number:**
In House	NA	NA
Construction date:	**Installation date:**	**Modification date(s):**

Design Capacity (examples: furnaces - tons/hr, tanks - gallons):

Maximum Hourly Throughput:	**Maximum Annual Throughput:**	**Maximum Operating Schedule:**
See Potential Emissions estimation method		8760

Fuel Usage Data **(fill out all applicable fields)**

Does this emission unit combust fuel? ___ Yes ___X No	**If yes, is it?** ___ Indirect Fired ___ Direct Fired
Maximum design heat input and/or maximum horsepower rating:	**Type and Btu/hr rating of burners:**

List the primary fuel type(s) and if applicable, the secondary fuel type(s). For each fuel type listed, provide the maximum hourly and annual fuel usage for each.

Describe each fuel expected to be used during the term of the permit.

Fuel Type	Max. Sulfur Content	Max. Ash Content	BTU Value

Emissions Data ***H-1451***

Criteria Pollutants	Potential Emissions	
	PPH	TPY
Carbon Monoxide (CO)		
Nitrogen Oxides (NO_X)		
Lead (Pb)		
Particulate Matter ($PM_{2.5}$)		
Particulate Matter (PM_{10})		
Total Particulate Matter (TSP)		
Sulfur Dioxide (SO_2)		
Volatile Organic Compounds (VOC)		

Hazardous Air Pollutants	Potential Emissions	
	PPH	TPY

Regulated Pollutants other than Criteria and HAP	Potential Emissions	
	PPH	TPY

List the method(s) used to calculate the potential emissions (include dates of any stack tests conducted, versions of software used, source and dates of emission factors, etc.).

Emissions from this Emission Group are assigned to the major emitting process equipment. Emissions are calculated assuming 8760 hours of operation for most equipment. Emergency equipment emissions are based on 500 hours per year. Highest emitting products were chosen for each emission group, utilizing MON MACT standard batch requirements when appropriate. For tanks the highest throughput in the last three years was increased three times. This was the basis for the PTE. Emissions were calculated using ChemCAD, Essential EHS, Emission Master and/or other appropriate emission estimation models or calculation methodologies (USEPA's TANKS 4.0, WATER9, etc.). Methods take into account stack test results as appropriate.

Applicable Requirements ***H-1451***

List all applicable requirements for this emission unit. For each applicable requirement, include the underlying rule/regulation citation and/or construction permit with the condition number. (*Note: Title V permit condition numbers alone are not the underlying applicable requirements*). If an emission limit is calculated based on the type of source and design capacity or if a standard is based on a design parameter, this information should also be included.

Emission Limits - 4.1.20, 4.1.21, 4.1.22, 4.3.6, ; 4.3.6, ; 45CSR34, 45CSR16, ; 40CFR63 Subpart FFFF, 40CFR60.8,

Opacity Limits - NA

Operational Limits - 4.1.4, 4.1.16, 4.1.17, 4.1.18, 4.1.23, 4.1.24, 4.1.25, 4.1.26, ; 45CSR13 0 4.1.4,4.1.18, ; 45CSR16 , 45CSR34 , ; 40CFR60 Subpart NNN, 40CFR63 Subpart FFFF,

X Permit Shield

For all applicable requirements listed above, provide monitoring/testing/recordkeeping/reporting which shall be used to demonstrate compliance. If the method is based on a permit or rule, include the condition number or citation. (Note: Each requirement listed above must have an associated method of demonstrating compliance. If there is not already a required method in place, then a method must be proposed.)

Emission Limits - 4.1.7, 4.5.1, ; 45CSR13 Permit R13-2338 4.1.7, 4.5.1, ;

Opacity Limits - NA;

Operational Limits - 4.5.5,4.5.3, 4.1.10, 4.4.10, ; 45CSR13 Permit R13-2338 4.1.22,4.5.3, 4.5.5, 4.4.11, ; 45CSR34,45CSR16, ; 40CFR63 Subpart FFFF,40CFR60.665(j),

Are you in compliance with all applicable requirements for this emission unit? X Yes ___No

If no, complete the **Schedule of Compliance Form** as **ATTACHMENT F**.

ATTACHMENT E - Emission Unit Form

Emission Unit Description		*Emission Group 133*
Emission unit ID number: H-1600	**Emission unit name:** Thermal Oxidizer Heat Exchanger	**List any control devices associated with this emission unit:** NONE

Provide a description of the emission unit (type, method of operation, design parameters, etc.):

Thermal Oxidizer Heat Exchanger

Manufacturer:	**Model number:**	**Serial number:**
In House	NA	NA
Construction date:	**Installation date:**	**Modification date(s):**

Design Capacity (examples: furnaces - tons/hr, tanks - gallons):

Maximum Hourly Throughput:	**Maximum Annual Throughput:**	**Maximum Operating Schedule:**
See Potential Emissions estimation method		8760

Fuel Usage Data **(fill out all applicable fields)**

Does this emission unit combust fuel? ___ Yes ___X No	**If yes, is it?** ___ Indirect Fired ___ Direct Fired
Maximum design heat input and/or maximum horsepower rating:	**Type and Btu/hr rating of burners:**

List the primary fuel type(s) and if applicable, the secondary fuel type(s). For each fuel type listed, provide the maximum hourly and annual fuel usage for each.

Describe each fuel expected to be used during the term of the permit.

Fuel Type	Max. Sulfur Content	Max. Ash Content	BTU Value

Emissions Data	***H-1600***	
Criteria Pollutants	Potential Emissions	
	PPH	TPY
Carbon Monoxide (CO)		
Nitrogen Oxides (NO_X)		
Lead (Pb)		
Particulate Matter ($PM_{2.5}$)		
Particulate Matter (PM_{10})		
Total Particulate Matter (TSP)		
Sulfur Dioxide (SO_2)		
Volatile Organic Compounds (VOC)		
Hazardous Air Pollutants	Potential Emissions	
	PPH	TPY
Regulated Pollutants other than Criteria and HAP	Potential Emissions	
	PPH	TPY

List the method(s) used to calculate the potential emissions (include dates of any stack tests conducted, versions of software used, source and dates of emission factors, etc.).

Emissions from this Emission Group are assigned to the major emitting process equipment. Emissions are calculated assuming 8760 hours of operation for most equipment. Emergency equipment emissions are based on 500 hours per year. Highest emitting products were chosen for each emission group, utilizing MON MACT standard batch requirements when appropriate. For tanks the highest throughput in the last three years was increased three times. This was the basis for the PTE. Emissions were calculated using ChemCAD, Essential EHS, Emission Master and/or other appropriate emission estimation models or calculation methodologies (USEPA's TANKS 4.0, WATER9, etc.). Methods take into account stack test results as appropriate.

Applicable Requirements ***H-1600***

List all applicable requirements for this emission unit. For each applicable requirement, include the underlying rule/regulation citation and/or construction permit with the condition number. (*Note: Title V permit condition numbers alone are not the underlying applicable requirements*). If an emission limit is calculated based on the type of source and design capacity or if a standard is based on a design parameter, this information should also be included.

Emission Limits - 4.1.20, 4.1.21, 4.1.22, 4.3.6, ; 4.3.6, ; 45CSR34, 45CSR16, ; 40CFR63 Subpart FFFF, 40CFR60.8,

Opacity Limits - NA

Operational Limits - 4.1.4, 4.1.16, 4.1.17, 4.1.18, 4.1.23, 4.1.24, 4.1.25, 4.1.26, ; 45CSR13 0 4.1.4,4.1.18, ; 45CSR16 , 45CSR34 , ; 40CFR60 Subpart NNN, 40CFR63 Subpart FFFF,

X Permit Shield

For all applicable requirements listed above, provide monitoring/testing/recordkeeping/reporting which shall be used to demonstrate compliance. If the method is based on a permit or rule, include the condition number or citation. (Note: Each requirement listed above must have an associated method of demonstrating compliance. If there is not already a required method in place, then a method must be proposed.)

Emission Limits - 4.1.7, 4.5.1, ; 45CSR13 Permit R13-2338 4.1.7, 4.5.1, ;

Opacity Limits - NA;

Operational Limits - 4.5.5,4.5.3, 4.1.10, 4.4.10, ; 45CSR13 Permit R13-2338 4.1.22,4.5.3, 4.5.5, 4.4.11, ; 45CSR34,45CSR16, ; 40CFR63 Subpart FFFF,40CFR60.665(j),

Are you in compliance with all applicable requirements for this emission unit? X Yes ___No

If no, complete the **Schedule of Compliance Form** as **ATTACHMENT F**.

ATTACHMENT E - Emission Unit Form

Emission Unit Description		*Emission Group 133*
Emission unit ID number: R-74	**Emission unit name:** Reactor	**List any control devices associated with this emission unit:** S-223 or S-224
Provide a description of the emission unit (type, method of operation, design parameters, etc.): Reactor		
Manufacturer: In House	**Model number:** NA	**Serial number:** NA
Construction date:	**Installation date:**	**Modification date(s):**
Design Capacity (examples: furnaces - tons/hr, tanks - gallons):		
Maximum Hourly Throughput: See Potential Emissions estimation method	**Maximum Annual Throughput:**	**Maximum Operating Schedule:** 8760
Fuel Usage Data **(fill out all applicable fields)**		
Does this emission unit combust fuel? ___ Yes ___X No		**If yes, is it?** ___ Indirect Fired ___ Direct Fired
Maximum design heat input and/or maximum horsepower rating:		**Type and Btu/hr rating of burners:**
List the primary fuel type(s) and if applicable, the secondary fuel type(s). For each fuel type listed, provide the maximum hourly and annual fuel usage for each.		

Describe each fuel expected to be used during the term of the permit.

Fuel Type	Max. Sulfur Content	Max. Ash Content	BTU Value

Emissions Data ***R-74***

Criteria Pollutants	Potential Emissions	
	PPH	TPY
Carbon Monoxide (CO)		
Nitrogen Oxides (NO_X)		
Lead (Pb)		
Particulate Matter ($PM_{2.5}$)		
Particulate Matter (PM_{10})		
Total Particulate Matter (TSP)		
Sulfur Dioxide (SO_2)		
Volatile Organic Compounds (VOC)		

Hazardous Air Pollutants	Potential Emissions	
	PPH	TPY

Regulated Pollutants other than Criteria and HAP	Potential Emissions	
	PPH	TPY

List the method(s) used to calculate the potential emissions (include dates of any stack tests conducted, versions of software used, source and dates of emission factors, etc.).

Emissions from this Emission Group are assigned to the major emitting process equipment. Emissions are calculated assuming 8760 hours of operation for most equipment. Emergency equipment emissions are based on 500 hours per year. Highest emitting products were chosen for each emission group, utilizing MON MACT standard batch requirements when appropriate. For tanks the highest throughput in the last three years was increased three times. This was the basis for the PTE. Emissions were calculated using ChemCAD, Essential EHS, Emission Master and/or other appropriate emission estimation models or calculation methodologies (USEPA's TANKS 4.0, WATER9, etc.). Methods take into account stack test results as appropriate.

Applicable Requirements ***R-74***

List all applicable requirements for this emission unit. For each applicable requirement, include the underlying rule/regulation citation and/or construction permit with the condition number. (*Note: Title V permit condition numbers alone are not the underlying applicable requirements*). If an emission limit is calculated based on the type of source and design capacity or if a standard is based on a design parameter, this information should also be included.

Emission Limits - 4.1.1, 4.1.20, 4.1.21, 4.1.22, 4.3.6, ; 45CSR13 Permit R13-2338 4.1.1, 4.3.6, ; 45CSR34, 45CSR16, ; 40CFR63 Subpart FFFF, 40CFR60.8,

Opacity Limits - NA

Operational Limits - 4.1.4, 4.1.16, 4.1.17, 4.1.18, 4.1.23, 4.1.24, 4.1.25, 4.1.26, ; 45CSR13 Permit R13-2338 4.1.4,4.1.18, ; 45CSR16 , 45CSR34 , ; 40CFR60 Subpart NNN, 40CFR63 Subpart FFFF,

X Permit Shield

For all applicable requirements listed above, provide monitoring/testing/recordkeeping/reporting which shall be used to demonstrate compliance. If the method is based on a permit or rule, include the condition number or citation. (Note: Each requirement listed above must have an associated method of demonstrating compliance. If there is not already a required method in place, then a method must be proposed.)

Emission Limits - 4.1.7, 4.5.1, 4.4.3, 4.4.4; 45CSR13 Permit R13-2338 4.1.7, 4.5.1, 4.4.4, 4.4.5;

Opacity Limits - NA;

Operational Limits - 4.5.5,4.5.3, 4.1.10, 4.4.10, ; 45CSR13 Permit R13-2338 4.1.22,4.5.3, 4.5.5, 4.4.11, ; 45CSR34,45CSR16, ; 40CFR63 Subpart FFFF,40CFR60.665(j),

Are you in compliance with all applicable requirements for this emission unit? X Yes ___No

If no, complete the **Schedule of Compliance Form** as **ATTACHMENT F**.

ATTACHMENT E - Emission Unit Form

Emission Unit Description		*Emission Group 133*
Emission unit ID number: R-75	**Emission unit name:** Reactor	**List any control devices associated with this emission unit:** S-223 or S-224
Provide a description of the emission unit (type, method of operation, design parameters, etc.): Reactor		
Manufacturer: In House	**Model number:** NA	**Serial number:** NA
Construction date:	**Installation date:**	**Modification date(s):**
Design Capacity (examples: furnaces - tons/hr, tanks - gallons):		
Maximum Hourly Throughput: See Potential Emissions estimation method	**Maximum Annual Throughput:**	**Maximum Operating Schedule:** 8760
Fuel Usage Data **(fill out all applicable fields)**		
Does this emission unit combust fuel? ___ Yes ___X No		**If yes, is it?** ___ Indirect Fired ___ Direct Fired
Maximum design heat input and/or maximum horsepower rating:		**Type and Btu/hr rating of burners:**
List the primary fuel type(s) and if applicable, the secondary fuel type(s). For each fuel type listed, provide the maximum hourly and annual fuel usage for each.		

Describe each fuel expected to be used during the term of the permit.

Fuel Type	Max. Sulfur Content	Max. Ash Content	BTU Value

Emissions Data ***R-75***

Criteria Pollutants	Potential Emissions	
	PPH	TPY
Carbon Monoxide (CO)		
Nitrogen Oxides (NO_X)		
Lead (Pb)		
Particulate Matter ($PM_{2.5}$)		
Particulate Matter (PM_{10})		
Total Particulate Matter (TSP)		
Sulfur Dioxide (SO_2)		
Volatile Organic Compounds (VOC)		

Hazardous Air Pollutants	Potential Emissions	
	PPH	TPY

Regulated Pollutants other than Criteria and HAP	Potential Emissions	
	PPH	TPY

List the method(s) used to calculate the potential emissions (include dates of any stack tests conducted, versions of software used, source and dates of emission factors, etc.).

Emissions from this Emission Group are assigned to the major emitting process equipment. Emissions are calculated assuming 8760 hours of operation for most equipment. Emergency equipment emissions are based on 500 hours per year. Highest emitting products were chosen for each emission group, utilizing MON MACT standard batch requirements when appropriate. For tanks the highest throughput in the last three years was increased three times. This was the basis for the PTE. Emissions were calculated using ChemCAD, Essential EHS, Emission Master and/or other appropriate emission estimation models or calculation methodologies (USEPA's TANKS 4.0, WATER9, etc.). Methods take into account stack test results as appropriate.

Applicable Requirements ***R-75***

List all applicable requirements for this emission unit. For each applicable requirement, include the underlying rule/regulation citation and/or construction permit with the condition number. (*Note: Title V permit condition numbers alone are not the underlying applicable requirements*). If an emission limit is calculated based on the type of source and design capacity or if a standard is based on a design parameter, this information should also be included.

Emission Limits - 4.1.1, 4.1.20, 4.1.21, 4.1.22, 4.3.6, ; 45CSR13 Permit R13-2338 4.1.1, 4.3.6, ; 45CSR34, 45CSR16, ; 40CFR63 Subpart FFFF, 40CFR60.8,

Opacity Limits - NA

Operational Limits - 4.1.4, 4.1.16, 4.1.17, 4.1.18, 4.1.23, 4.1.24, 4.1.25, 4.1.26, ; 45CSR13 Permit R13-2338 4.1.4,4.1.18, ; 45CSR16 , 45CSR34 , ; 40CFR60 Subpart NNN, 40CFR63 Subpart FFFF,

X Permit Shield

For all applicable requirements listed above, provide monitoring/testing/recordkeeping/reporting which shall be used to demonstrate compliance. If the method is based on a permit or rule, include the condition number or citation. (Note: Each requirement listed above must have an associated method of demonstrating compliance. If there is not already a required method in place, then a method must be proposed.)

Emission Limits - 4.1.7, 4.5.1, 4.4.3, 4.4.4; 45CSR13 Permit R13-2338 4.1.7, 4.5.1, 4.4.4, 4.4.5;

Opacity Limits - NA;

Operational Limits - 4.5.5,4.5.3, 4.1.10, 4.4.10, ; 45CSR13 Permit R13-2338 4.1.22,4.5.3, 4.5.5, 4.4.11, ; 45CSR34,45CSR16, ; 40CFR63 Subpart FFFF,40CFR60.665(j),

Are you in compliance with all applicable requirements for this emission unit? X Yes ___No

If no, complete the **Schedule of Compliance Form** as **ATTACHMENT F**.

ATTACHMENT E - Emission Unit Form

Emission Unit Description		*Emission Group 133*
Emission unit ID number: S-220	**Emission unit name:** Distillation Column	**List any control devices associated with this emission unit:** S-223 or S-224

Provide a description of the emission unit (type, method of operation, design parameters, etc.):

Distillation Column

Manufacturer:	**Model number:**	**Serial number:**
In House	NA	NA
Construction date:	**Installation date:**	**Modification date(s):**

Design Capacity (examples: furnaces - tons/hr, tanks - gallons):

Maximum Hourly Throughput:	**Maximum Annual Throughput:**	**Maximum Operating Schedule:**
See Potential Emissions estimation method		8760

Fuel Usage Data **(fill out all applicable fields)**

Does this emission unit combust fuel? ___ Yes ___X No	**If yes, is it?** ___ Indirect Fired ___ Direct Fired
Maximum design heat input and/or maximum horsepower rating:	**Type and Btu/hr rating of burners:**

List the primary fuel type(s) and if applicable, the secondary fuel type(s). For each fuel type listed, provide the maximum hourly and annual fuel usage for each.

Describe each fuel expected to be used during the term of the permit.

Fuel Type	Max. Sulfur Content	Max. Ash Content	BTU Value

Emissions Data ***S-220***

Criteria Pollutants	Potential Emissions	
	PPH	TPY
Carbon Monoxide (CO)		
Nitrogen Oxides (NO_X)		
Lead (Pb)		
Particulate Matter ($PM_{2.5}$)		
Particulate Matter (PM_{10})		
Total Particulate Matter (TSP)		
Sulfur Dioxide (SO_2)		
Volatile Organic Compounds (VOC)	1.05	4.60

Hazardous Air Pollutants	Potential Emissions	
	PPH	TPY
Methyl Chloride	1.05	4.60
Hydrochloric Acid	0.02	0.10

Regulated Pollutants other than Criteria and HAP	Potential Emissions	
	PPH	TPY

List the method(s) used to calculate the potential emissions (include dates of any stack tests conducted, versions of software used, source and dates of emission factors, etc.).

Emissions from this Emission Group are assigned to the major emitting process equipment. Emissions are calculated assuming 8760 hours of operation for most equipment. Emergency equipment emissions are based on 500 hours per year. Highest emitting products were chosen for each emission group, utilizing MON MACT standard batch requirements when appropriate. For tanks the highest throughput in the last three years was increased three times. This was the basis for the PTE. Emissions were calculated using ChemCAD, Essential EHS, Emission Master and/or other appropriate emission estimation models or calculation methodologies (USEPA's TANKS 4.0, WATER9, etc.). Methods take into account stack test results as appropriate.

Applicable Requirements ***S-220***

List all applicable requirements for this emission unit. For each applicable requirement, include the underlying rule/regulation citation and/or construction permit with the condition number. (*Note: Title V permit condition numbers alone are not the underlying applicable requirements*). If an emission limit is calculated based on the type of source and design capacity or if a standard is based on a design parameter, this information should also be included.

Emission Limits - 4.1.1, 4.1.20, 4.1.21, 4.1.22, 4.3.6, ; 45CSR13 Permit R13-2338 4.1.1, 4.3.6, ; 45CSR34, 45CSR16, ; 40CFR63 Subpart FFFF, 40CFR60.8,

Opacity Limits - NA

Operational Limits - 4.1.4, 4.1.16, 4.1.17, 4.1.18, 4.1.23, 4.1.24, 4.1.25, 4.1.26, ; 45CSR13 Permit R13-2338 4.1.4,4.1.18, ; 45CSR16 , 45CSR34 , ; 40CFR60 Subpart NNN, 40CFR63 Subpart FFFF,

X Permit Shield

For all applicable requirements listed above, provide monitoring/testing/recordkeeping/reporting which shall be used to demonstrate compliance. If the method is based on a permit or rule, include the condition number or citation. (Note: Each requirement listed above must have an associated method of demonstrating compliance. If there is not already a required method in place, then a method must be proposed.)

Emission Limits - 4.1.7, 4.5.1, 4.4.3, 4.4.4; 45CSR13 Permit R13-2338 4.1.7, 4.5.1, 4.4.4, 4.4.5;

Opacity Limits - NA;

Operational Limits - 4.5.5,4.5.3, 4.1.10, 4.4.10, ; 45CSR13 Permit R13-2338 4.1.22,4.5.3, 4.5.5, 4.4.11, ; 45CSR34,45CSR16, ; 40CFR63 Subpart FFFF,40CFR60.665(j),

Are you in compliance with all applicable requirements for this emission unit? X Yes ___No

If no, complete the **Schedule of Compliance Form** as **ATTACHMENT F**.

ATTACHMENT E - Emission Unit Form

Emission Unit Description		*Emission Group 133*
Emission unit ID number: S-221	**Emission unit name:** Distillation Column	**List any control devices associated with this emission unit:** S-223 or S-224

Provide a description of the emission unit (type, method of operation, design parameters, etc.):

Distillation Column

Manufacturer:	**Model number:**	**Serial number:**
In House	NA	NA
Construction date:	**Installation date:**	**Modification date(s):**

Design Capacity (examples: furnaces - tons/hr, tanks - gallons):

Maximum Hourly Throughput:	**Maximum Annual Throughput:**	**Maximum Operating Schedule:**
See Potential Emissions estimation method		8760

Fuel Usage Data **(fill out all applicable fields)**

Does this emission unit combust fuel? ___ Yes ___X No	**If yes, is it?** ___ Indirect Fired ___ Direct Fired
Maximum design heat input and/or maximum horsepower rating:	**Type and Btu/hr rating of burners:**

List the primary fuel type(s) and if applicable, the secondary fuel type(s). For each fuel type listed, provide the maximum hourly and annual fuel usage for each.

Describe each fuel expected to be used during the term of the permit.

Fuel Type	Max. Sulfur Content	Max. Ash Content	BTU Value

Emissions Data ***S-221***

Criteria Pollutants	Potential Emissions	
	PPH	TPY
Carbon Monoxide (CO)		
Nitrogen Oxides (NO_X)		
Lead (Pb)		
Particulate Matter ($PM_{2.5}$)		
Particulate Matter (PM_{10})		
Total Particulate Matter (TSP)		
Sulfur Dioxide (SO_2)		
Volatile Organic Compounds (VOC)	1.05	4.60

Hazardous Air Pollutants	Potential Emissions	
	PPH	TPY
Methyl Chloride	1.05	4.60
Hydrochloric Acid	0.02	0.10

Regulated Pollutants other than Criteria and HAP	Potential Emissions	
	PPH	TPY

List the method(s) used to calculate the potential emissions (include dates of any stack tests conducted, versions of software used, source and dates of emission factors, etc.).

Emissions from this Emission Group are assigned to the major emitting process equipment. Emissions are calculated assuming 8760 hours of operation for most equipment. Emergency equipment emissions are based on 500 hours per year. Highest emitting products were chosen for each emission group, utilizing MON MACT standard batch requirements when appropriate. For tanks the highest throughput in the last three years was increased three times. This was the basis for the PTE. Emissions were calculated using ChemCAD, Essential EHS, Emission Master and/or other appropriate emission estimation models or calculation methodologies (USEPA's TANKS 4.0, WATER9, etc.). Methods take into account stack test results as appropriate.

Applicable Requirements ***S-221***

List all applicable requirements for this emission unit. For each applicable requirement, include the underlying rule/regulation citation and/or construction permit with the condition number. (*Note: Title V permit condition numbers alone are not the underlying applicable requirements*). If an emission limit is calculated based on the type of source and design capacity or if a standard is based on a design parameter, this information should also be included.

Emission Limits - 4.1.1, 4.1.20, 4.1.21, 4.1.22, 4.3.6, ; 45CSR13 Permit R13-2338 4.1.1, 4.3.6, ; 45CSR34, 45CSR16, ; 40CFR63 Subpart FFFF, 40CFR60.8,

Opacity Limits - NA

Operational Limits - 4.1.4, 4.1.16, 4.1.17, 4.1.18, 4.1.23, 4.1.24, 4.1.25, 4.1.26, ; 45CSR13 Permit R13-2338 4.1.4,4.1.18, ; 45CSR16 , 45CSR34 , ; 40CFR60 Subpart NNN, 40CFR63 Subpart FFFF,

X Permit Shield

For all applicable requirements listed above, provide monitoring/testing/recordkeeping/reporting which shall be used to demonstrate compliance. If the method is based on a permit or rule, include the condition number or citation. (Note: Each requirement listed above must have an associated method of demonstrating compliance. If there is not already a required method in place, then a method must be proposed.)

Emission Limits - 4.1.7, 4.5.1, 4.4.3, 4.4.4; 45CSR13 Permit R13-2338 4.1.7, 4.5.1, 4.4.4, 4.4.5;

Opacity Limits - NA;

Operational Limits - 4.5.5,4.5.3, 4.1.10, 4.4.10, ; 45CSR13 Permit R13-2338 4.1.22,4.5.3, 4.5.5, 4.4.11, ; 45CSR34,45CSR16, ; 40CFR63 Subpart FFFF,40CFR60.665(j),

Are you in compliance with all applicable requirements for this emission unit? X Yes ___No

If no, complete the **Schedule of Compliance Form** as **ATTACHMENT F**.

ATTACHMENT E - Emission Unit Form

Emission Unit Description		*Emission Group 133*
Emission unit ID number: T-1758	**Emission unit name:** Tank	**List any control devices associated with this emission unit:** S-224

Provide a description of the emission unit (type, method of operation, design parameters, etc.):

Tank

Manufacturer:	**Model number:**	**Serial number:**
In House	NA	NA
Construction date: 1993	**Installation date:**	**Modification date(s):**

Design Capacity (examples: furnaces - tons/hr, tanks - gallons):

<20,000

Maximum Hourly Throughput:	**Maximum Annual Throughput:**	**Maximum Operating Schedule:**
See Potential Emissions estimation method		8760

Fuel Usage Data **(fill out all applicable fields)**

Does this emission unit combust fuel? ___ Yes ___X No	**If yes, is it?** ___ Indirect Fired ___ Direct Fired
Maximum design heat input and/or maximum horsepower rating:	**Type and Btu/hr rating of burners:**

List the primary fuel type(s) and if applicable, the secondary fuel type(s). For each fuel type listed, provide the maximum hourly and annual fuel usage for each.

Describe each fuel expected to be used during the term of the permit.

Fuel Type	Max. Sulfur Content	Max. Ash Content	BTU Value

Emissions Data	***T-1758***	
Criteria Pollutants	Potential Emissions	
	PPH	TPY
Carbon Monoxide (CO)		
Nitrogen Oxides (NO_X)		
Lead (Pb)		
Particulate Matter ($PM_{2.5}$)		
Particulate Matter (PM_{10})		
Total Particulate Matter (TSP)		
Sulfur Dioxide (SO_2)		
Volatile Organic Compounds (VOC)		
Hazardous Air Pollutants	Potential Emissions	
	PPH	TPY
Regulated Pollutants other than Criteria and HAP	Potential Emissions	
	PPH	TPY

List the method(s) used to calculate the potential emissions (include dates of any stack tests conducted, versions of software used, source and dates of emission factors, etc.).

Emissions from this Emission Group are assigned to the major emitting process equipment. Emissions are calculated assuming 8760 hours of operation for most equipment. Emergency equipment emissions are based on 500 hours per year. Highest emitting products were chosen for each emission group, utilizing MON MACT standard batch requirements when appropriate. For tanks the highest throughput in the last three years was increased three times. This was the basis for the PTE. Emissions were calculated using ChemCAD, Essential EHS, Emission Master and/or other appropriate emission estimation models or calculation methodologies (USEPA's TANKS 4.0, WATER9, etc.). Methods take into account stack test results as appropriate.

Applicable Requirements ***T-1758***

List all applicable requirements for this emission unit. For each applicable requirement, include the underlying rule/regulation citation and/or construction permit with the condition number. (*Note: Title V permit condition numbers alone are not the underlying applicable requirements*). If an emission limit is calculated based on the type of source and design capacity or if a standard is based on a design parameter, this information should also be included.

Emission Limits - 4.1.1, 4.1.20, 4.1.21, 4.1.22, 4.3.6, ; 45CSR13 Permit R13-2338 4.1.1, 4.3.6, ; 45CSR34, 45CSR16, ; 40CFR63 Subpart FFFF, 40CFR60.8,

Opacity Limits - NA

Operational Limits - 4.1.4, 4.1.15, 4.1.23, 4.1.24, 4.1.25, 4.1.26, ; 45CSR13 Permit R13-2338 4.1.4,4.1.17, ; 45CSR16, 45CSR34 , ; 40CFR60.660(c)(5), 40CFR63 Subpart FFFF,

X Permit Shield

For all applicable requirements listed above, provide monitoring/testing/recordkeeping/reporting which shall be used to demonstrate compliance. If the method is based on a permit or rule, include the condition number or citation. (Note: Each requirement listed above must have an associated method of demonstrating compliance. If there is not already a required method in place, then a method must be proposed.)

Emission Limits - 4.1.7, 4.5.1, 4.4.3, 4.4.4; 45CSR13 Permit R13-2338 4.1.7, 4.5.1, 4.4.4, 4.4.5;

Opacity Limits - NA;

Operational Limits - 4.5.5,4.5.3, 4.1.10, 4.4.10, ; 45CSR13 Permit R13-2338 4.1.22,4.5.3, 4.5.5, 4.4.11, ; 45CSR34,45CSR16, ; 40CFR63 Subpart FFFF,40CFR60.665(j),

Are you in compliance with all applicable requirements for this emission unit? X Yes ___No

If no, complete the **Schedule of Compliance Form** as **ATTACHMENT F**.

ATTACHMENT E - Emission Unit Form

Emission Unit Description		*Emission Group 133*
Emission unit ID number: T-1759	**Emission unit name:** Tank	**List any control devices associated with this emission unit:** S-224

Provide a description of the emission unit (type, method of operation, design parameters, etc.):

Tank

Manufacturer: In House	**Model number:** NA	**Serial number:** NA
Construction date: 1994	**Installation date:**	**Modification date(s):**

Design Capacity (examples: furnaces - tons/hr, tanks - gallons):

<20,000

Maximum Hourly Throughput: See Potential Emissions estimation method	**Maximum Annual Throughput:**	**Maximum Operating Schedule:** 8760

Fuel Usage Data **(fill out all applicable fields)**

Does this emission unit combust fuel? ___ Yes ___X No	**If yes, is it?** ___ Indirect Fired ___ Direct Fired
Maximum design heat input and/or maximum horsepower rating:	**Type and Btu/hr rating of burners:**

List the primary fuel type(s) and if applicable, the secondary fuel type(s). For each fuel type listed, provide the maximum hourly and annual fuel usage for each.

Describe each fuel expected to be used during the term of the permit.

Fuel Type	Max. Sulfur Content	Max. Ash Content	BTU Value

Emissions Data ***T-1759***

Criteria Pollutants	Potential Emissions	
	PPH	TPY
Carbon Monoxide (CO)		
Nitrogen Oxides (NO_X)		
Lead (Pb)		
Particulate Matter ($PM_{2.5}$)		
Particulate Matter (PM_{10})		
Total Particulate Matter (TSP)		
Sulfur Dioxide (SO_2)		
Volatile Organic Compounds (VOC)		

Hazardous Air Pollutants	Potential Emissions	
	PPH	TPY

Regulated Pollutants other than Criteria and HAP	Potential Emissions	
	PPH	TPY

List the method(s) used to calculate the potential emissions (include dates of any stack tests conducted, versions of software used, source and dates of emission factors, etc.).

Emissions from this Emission Group are assigned to the major emitting process equipment. Emissions are calculated assuming 8760 hours of operation for most equipment. Emergency equipment emissions are based on 500 hours per year. Highest emitting products were chosen for each emission group, utilizing MON MACT standard batch requirements when appropriate. For tanks the highest throughput in the last three years was increased three times. This was the basis for the PTE. Emissions were calculated using ChemCAD, Essential EHS, Emission Master and/or other appropriate emission estimation models or calculation methodologies (USEPA's TANKS 4.0, WATER9, etc.). Methods take into account stack test results as appropriate.

Applicable Requirements ***T-1759***

List all applicable requirements for this emission unit. For each applicable requirement, include the underlying rule/regulation citation and/or construction permit with the condition number. (*Note: Title V permit condition numbers alone are not the underlying applicable requirements*). If an emission limit is calculated based on the type of source and design capacity or if a standard is based on a design parameter, this information should also be included.

Emission Limits - 4.1.1, 4.1.20, 4.1.21, 4.1.22, 4.3.6, ; 45CSR13 Permit R13-2338 4.1.1, 4.3.6, ; 45CSR34, 45CSR16, ; 40CFR63 Subpart FFFF, 40CFR60.8,

Opacity Limits - NA

Operational Limits - 4.1.4, 4.1.15, 4.1.23, 4.1.24, 4.1.25, 4.1.26, ; 45CSR13 Permit R13-2338 4.1.4,4.1.17, ; 45CSR16, 45CSR34 , ; 40CFR60.660(c)(5), 40CFR63 Subpart FFFF,

X Permit Shield

For all applicable requirements listed above, provide monitoring/testing/recordkeeping/reporting which shall be used to demonstrate compliance. If the method is based on a permit or rule, include the condition number or citation. (Note: Each requirement listed above must have an associated method of demonstrating compliance. If there is not already a required method in place, then a method must be proposed.)

Emission Limits - 4.1.7, 4.5.1, 4.4.3, 4.4.4; 45CSR13 Permit R13-2338 4.1.7, 4.5.1, 4.4.4, 4.4.5;

Opacity Limits - NA;

Operational Limits - 4.5.5,4.5.3, 4.1.10, 4.4.10, ; 45CSR13 Permit R13-2338 4.1.22,4.5.3, 4.5.5, 4.4.11, ; 45CSR34,45CSR16, ; 40CFR63 Subpart FFFF,40CFR60.665(j),

Are you in compliance with all applicable requirements for this emission unit? X Yes ___No

If no, complete the **Schedule of Compliance Form** as **ATTACHMENT F**.

ATTACHMENT E - Emission Unit Form

Emission Unit Description		*Emission Group 133*
Emission unit ID number: T-1761	**Emission unit name:** Tank	**List any control devices associated with this emission unit:** S-224

Provide a description of the emission unit (type, method of operation, design parameters, etc.):

Tank

Manufacturer:	**Model number:**	**Serial number:**
In House	NA	NA
Construction date: 1993	**Installation date:**	**Modification date(s):**

Design Capacity (examples: furnaces - tons/hr, tanks - gallons):

<20,000

Maximum Hourly Throughput:	**Maximum Annual Throughput:**	**Maximum Operating Schedule:**
See Potential Emissions estimation method		8760

Fuel Usage Data **(fill out all applicable fields)**

Does this emission unit combust fuel? ___ Yes ___X No	**If yes, is it?** ___ Indirect Fired ___ Direct Fired
Maximum design heat input and/or maximum horsepower rating:	**Type and Btu/hr rating of burners:**

List the primary fuel type(s) and if applicable, the secondary fuel type(s). For each fuel type listed, provide the maximum hourly and annual fuel usage for each.

Describe each fuel expected to be used during the term of the permit.

Fuel Type	Max. Sulfur Content	Max. Ash Content	BTU Value

Emissions Data	***T-1761***	
Criteria Pollutants	Potential Emissions	
	PPH	TPY
Carbon Monoxide (CO)		
Nitrogen Oxides (NO_X)		
Lead (Pb)		
Particulate Matter ($PM_{2.5}$)		
Particulate Matter (PM_{10})		
Total Particulate Matter (TSP)		
Sulfur Dioxide (SO_2)		
Volatile Organic Compounds (VOC)		
Hazardous Air Pollutants	Potential Emissions	
	PPH	TPY
Regulated Pollutants other than Criteria and HAP	Potential Emissions	
	PPH	TPY

List the method(s) used to calculate the potential emissions (include dates of any stack tests conducted, versions of software used, source and dates of emission factors, etc.).

Emissions from this Emission Group are assigned to the major emitting process equipment. Emissions are calculated assuming 8760 hours of operation for most equipment. Emergency equipment emissions are based on 500 hours per year. Highest emitting products were chosen for each emission group, utilizing MON MACT standard batch requirements when appropriate. For tanks the highest throughput in the last three years was increased three times. This was the basis for the PTE. Emissions were calculated using ChemCAD, Essential EHS, Emission Master and/or other appropriate emission estimation models or calculation methodologies (USEPA's TANKS 4.0, WATER9, etc.). Methods take into account stack test results as appropriate.

Applicable Requirements ***T-1761***

List all applicable requirements for this emission unit. For each applicable requirement, include the underlying rule/regulation citation and/or construction permit with the condition number. (*Note: Title V permit condition numbers alone are not the underlying applicable requirements*). If an emission limit is calculated based on the type of source and design capacity or if a standard is based on a design parameter, this information should also be included.

Emission Limits - 4.1.1, 4.1.20, 4.1.21, 4.1.22, 4.3.6, ; 45CSR13 Permit R13-2338 4.1.1, 4.3.6, ; 45CSR34, 45CSR16, ; 40CFR63 Subpart FFFF, 40CFR60.8,

Opacity Limits - NA

Operational Limits - 4.1.4, 4.1.15, 4.1.23, 4.1.24, 4.1.25, 4.1.26, ; 45CSR13 Permit R13-2338 4.1.4,4.1.17, ; 45CSR16, 45CSR34 , ; 40CFR60.660(c)(5), 40CFR63 Subpart FFFF,

X Permit Shield

For all applicable requirements listed above, provide monitoring/testing/recordkeeping/reporting which shall be used to demonstrate compliance. If the method is based on a permit or rule, include the condition number or citation. (Note: Each requirement listed above must have an associated method of demonstrating compliance. If there is not already a required method in place, then a method must be proposed.)

Emission Limits - 4.1.7, 4.5.1, 4.4.3, 4.4.4; 45CSR13 Permit R13-2338 4.1.7, 4.5.1, 4.4.4, 4.4.5;

Opacity Limits - NA;

Operational Limits - 4.5.5,4.5.3, 4.1.10, 4.4.10, ; 45CSR13 Permit R13-2338 4.1.22,4.5.3, 4.5.5, 4.4.11, ; 45CSR34,45CSR16, ; 40CFR63 Subpart FFFF,40CFR60.665(j),

Are you in compliance with all applicable requirements for this emission unit? X Yes ___No

If no, complete the **Schedule of Compliance Form** as **ATTACHMENT F**.

ATTACHMENT E - Emission Unit Form

Emission Unit Description		*Emission Group 133*
Emission unit ID number: T-1762	**Emission unit name:** Tank	**List any control devices associated with this emission unit:** S-224

Provide a description of the emission unit (type, method of operation, design parameters, etc.):

Tank

Manufacturer:	**Model number:**	**Serial number:**
In House	NA	NA
Construction date: 1993	**Installation date:**	**Modification date(s):**

Design Capacity (examples: furnaces - tons/hr, tanks - gallons):

<20,000

Maximum Hourly Throughput:	**Maximum Annual Throughput:**	**Maximum Operating Schedule:**
See Potential Emissions estimation method		8760

Fuel Usage Data **(fill out all applicable fields)**

Does this emission unit combust fuel? ___ Yes ___X No	**If yes, is it?** ___ Indirect Fired ___ Direct Fired
Maximum design heat input and/or maximum horsepower rating:	**Type and Btu/hr rating of burners:**

List the primary fuel type(s) and if applicable, the secondary fuel type(s). For each fuel type listed, provide the maximum hourly and annual fuel usage for each.

Describe each fuel expected to be used during the term of the permit.

Fuel Type	Max. Sulfur Content	Max. Ash Content	BTU Value

Emissions Data	***T-1762***	
Criteria Pollutants	Potential Emissions	
	PPH	TPY
Carbon Monoxide (CO)		
Nitrogen Oxides (NO_X)		
Lead (Pb)		
Particulate Matter ($PM_{2.5}$)		
Particulate Matter (PM_{10})		
Total Particulate Matter (TSP)		
Sulfur Dioxide (SO_2)		
Volatile Organic Compounds (VOC)		
Hazardous Air Pollutants	Potential Emissions	
	PPH	TPY
Regulated Pollutants other than Criteria and HAP	Potential Emissions	
	PPH	TPY

List the method(s) used to calculate the potential emissions (include dates of any stack tests conducted, versions of software used, source and dates of emission factors, etc.).

Emissions from this Emission Group are assigned to the major emitting process equipment. Emissions are calculated assuming 8760 hours of operation for most equipment. Emergency equipment emissions are based on 500 hours per year. Highest emitting products were chosen for each emission group, utilizing MON MACT standard batch requirements when appropriate. For tanks the highest throughput in the last three years was increased three times. This was the basis for the PTE. Emissions were calculated using ChemCAD, Essential EHS, Emission Master and/or other appropriate emission estimation models or calculation methodologies (USEPA's TANKS 4.0, WATER9, etc.). Methods take into account stack test results as appropriate.

Applicable Requirements ***T-1762***

List all applicable requirements for this emission unit. For each applicable requirement, include the underlying rule/regulation citation and/or construction permit with the condition number. (*Note: Title V permit condition numbers alone are not the underlying applicable requirements*). If an emission limit is calculated based on the type of source and design capacity or if a standard is based on a design parameter, this information should also be included.

Emission Limits - 4.1.1, 4.1.20, 4.1.21, 4.1.22, 4.3.6, ; 45CSR13 Permit R13-2338 4.1.1, 4.3.6, ; 45CSR34, 45CSR16, ; 40CFR63 Subpart FFFF, 40CFR60.8,

Opacity Limits - NA

Operational Limits - 4.1.4, 4.1.15, 4.1.23, 4.1.24, 4.1.25, 4.1.26, ; 45CSR13 Permit R13-2338 4.1.4,4.1.17, ; 45CSR16, 45CSR34 , ; 40CFR60.660(c)(5), 40CFR63 Subpart FFFF,

X Permit Shield

For all applicable requirements listed above, provide monitoring/testing/recordkeeping/reporting which shall be used to demonstrate compliance. If the method is based on a permit or rule, include the condition number or citation. (Note: Each requirement listed above must have an associated method of demonstrating compliance. If there is not already a required method in place, then a method must be proposed.)

Emission Limits - 4.1.7, 4.5.1, 4.4.3, 4.4.4; 45CSR13 Permit R13-2338 4.1.7, 4.5.1, 4.4.4, 4.4.5;

Opacity Limits - NA;

Operational Limits - 4.5.5,4.5.3, 4.1.10, 4.4.10, ; 45CSR13 Permit R13-2338 4.1.22,4.5.3, 4.5.5, 4.4.11, ; 45CSR34,45CSR16, ; 40CFR63 Subpart FFFF,40CFR60.665(j),

Are you in compliance with all applicable requirements for this emission unit? X Yes ___No

If no, complete the **Schedule of Compliance Form** as **ATTACHMENT F**.

ATTACHMENT E - Emission Unit Form

Emission Unit Description		*Emission Group 133*
Emission unit ID number: T-1763	**Emission unit name:** Tank	**List any control devices associated with this emission unit:** S-224

Provide a description of the emission unit (type, method of operation, design parameters, etc.):

Tank

Manufacturer:	**Model number:**	**Serial number:**
In House	NA	NA
Construction date: 1993	**Installation date:**	**Modification date(s):**

Design Capacity (examples: furnaces - tons/hr, tanks - gallons):

<20,000

Maximum Hourly Throughput:	**Maximum Annual Throughput:**	**Maximum Operating Schedule:**
See Potential Emissions estimation method		8760

Fuel Usage Data **(fill out all applicable fields)**

Does this emission unit combust fuel? ___ Yes ___X No	**If yes, is it?** ___ Indirect Fired ___ Direct Fired
Maximum design heat input and/or maximum horsepower rating:	**Type and Btu/hr rating of burners:**

List the primary fuel type(s) and if applicable, the secondary fuel type(s). For each fuel type listed, provide the maximum hourly and annual fuel usage for each.

Describe each fuel expected to be used during the term of the permit.

Fuel Type	Max. Sulfur Content	Max. Ash Content	BTU Value

Emissions Data	***T-1763***	
Criteria Pollutants	Potential Emissions	
	PPH	TPY
Carbon Monoxide (CO)		
Nitrogen Oxides (NO_X)		
Lead (Pb)		
Particulate Matter ($PM_{2.5}$)		
Particulate Matter (PM_{10})		
Total Particulate Matter (TSP)		
Sulfur Dioxide (SO_2)		
Volatile Organic Compounds (VOC)		
Hazardous Air Pollutants	Potential Emissions	
	PPH	TPY
Regulated Pollutants other than Criteria and HAP	Potential Emissions	
	PPH	TPY

List the method(s) used to calculate the potential emissions (include dates of any stack tests conducted, versions of software used, source and dates of emission factors, etc.).

Emissions from this Emission Group are assigned to the major emitting process equipment. Emissions are calculated assuming 8760 hours of operation for most equipment. Emergency equipment emissions are based on 500 hours per year. Highest emitting products were chosen for each emission group, utilizing MON MACT standard batch requirements when appropriate. For tanks the highest throughput in the last three years was increased three times. This was the basis for the PTE. Emissions were calculated using ChemCAD, Essential EHS, Emission Master and/or other appropriate emission estimation models or calculation methodologies (USEPA's TANKS 4.0, WATER9, etc.). Methods take into account stack test results as appropriate.

Applicable Requirements ***T-1763***

List all applicable requirements for this emission unit. For each applicable requirement, include the underlying rule/regulation citation and/or construction permit with the condition number. (*Note: Title V permit condition numbers alone are not the underlying applicable requirements*). If an emission limit is calculated based on the type of source and design capacity or if a standard is based on a design parameter, this information should also be included.

Emission Limits - 4.1.1, 4.1.20, 4.1.21, 4.1.22, 4.3.6, ; 45CSR13 Permit R13-2338 4.1.1, 4.3.6, ; 45CSR34, 45CSR16, ; 40CFR63 Subpart FFFF, 40CFR60.8,

Opacity Limits - NA

Operational Limits - 4.1.4, 4.1.15, 4.1.23, 4.1.24, 4.1.25, 4.1.26, ; 45CSR13 Permit R13-2338 4.1.4,4.1.17, ; 45CSR16, 45CSR34 , ; 40CFR60.660(c)(5), 40CFR63 Subpart FFFF,

X Permit Shield

For all applicable requirements listed above, provide monitoring/testing/recordkeeping/reporting which shall be used to demonstrate compliance. If the method is based on a permit or rule, include the condition number or citation. (Note: Each requirement listed above must have an associated method of demonstrating compliance. If there is not already a required method in place, then a method must be proposed.)

Emission Limits - 4.1.7, 4.5.1, 4.4.3, 4.4.4; 45CSR13 Permit R13-2338 4.1.7, 4.5.1, 4.4.4, 4.4.5;

Opacity Limits - NA;

Operational Limits - 4.5.5,4.5.3, 4.1.10, 4.4.10, ; 45CSR13 Permit R13-2338 4.1.22,4.5.3, 4.5.5, 4.4.11, ; 45CSR34,45CSR16, ; 40CFR63 Subpart FFFF,40CFR60.665(j),

Are you in compliance with all applicable requirements for this emission unit? X Yes ___No

If no, complete the **Schedule of Compliance Form** as **ATTACHMENT F**.

ATTACHMENT E - Emission Unit Form

Emission Unit Description		*Emission Group 133*
Emission unit ID number: T-1765	**Emission unit name:** Tank	**List any control devices associated with this emission unit:** S-224

Provide a description of the emission unit (type, method of operation, design parameters, etc.):

Tank

Manufacturer:	**Model number:**	**Serial number:**
In House	NA	NA
Construction date: 1993	**Installation date:**	**Modification date(s):**

Design Capacity (examples: furnaces - tons/hr, tanks - gallons):

<20,000

Maximum Hourly Throughput:	**Maximum Annual Throughput:**	**Maximum Operating Schedule:**
See Potential Emissions estimation method		8760

Fuel Usage Data **(fill out all applicable fields)**

Does this emission unit combust fuel? ___ Yes ___X No	**If yes, is it?** ___ Indirect Fired ___ Direct Fired
Maximum design heat input and/or maximum horsepower rating:	**Type and Btu/hr rating of burners:**

List the primary fuel type(s) and if applicable, the secondary fuel type(s). For each fuel type listed, provide the maximum hourly and annual fuel usage for each.

Describe each fuel expected to be used during the term of the permit.

Fuel Type	Max. Sulfur Content	Max. Ash Content	BTU Value

Emissions Data	***T-1765***	
Criteria Pollutants	Potential Emissions	
	PPH	TPY
Carbon Monoxide (CO)		
Nitrogen Oxides (NO_X)		
Lead (Pb)		
Particulate Matter ($PM_{2.5}$)		
Particulate Matter (PM_{10})		
Total Particulate Matter (TSP)		
Sulfur Dioxide (SO_2)		
Volatile Organic Compounds (VOC)		
Hazardous Air Pollutants	Potential Emissions	
	PPH	TPY
Regulated Pollutants other than Criteria and HAP	Potential Emissions	
	PPH	TPY

List the method(s) used to calculate the potential emissions (include dates of any stack tests conducted, versions of software used, source and dates of emission factors, etc.).

Emissions from this Emission Group are assigned to the major emitting process equipment. Emissions are calculated assuming 8760 hours of operation for most equipment. Emergency equipment emissions are based on 500 hours per year. Highest emitting products were chosen for each emission group, utilizing MON MACT standard batch requirements when appropriate. For tanks the highest throughput in the last three years was increased three times. This was the basis for the PTE. Emissions were calculated using ChemCAD, Essential EHS, Emission Master and/or other appropriate emission estimation models or calculation methodologies (USEPA's TANKS 4.0, WATER9, etc.). Methods take into account stack test results as appropriate.

Applicable Requirements ***T-1765***

List all applicable requirements for this emission unit. For each applicable requirement, include the underlying rule/regulation citation and/or construction permit with the condition number. (*Note: Title V permit condition numbers alone are not the underlying applicable requirements*). If an emission limit is calculated based on the type of source and design capacity or if a standard is based on a design parameter, this information should also be included.

Emission Limits - 4.1.1, 4.1.20, 4.1.21, 4.1.22, 4.3.6, ; 45CSR13 Permit R13-2338 4.1.1, 4.3.6, ; 45CSR34, 45CSR16, ; 40CFR63 Subpart FFFF, 40CFR60.8,

Opacity Limits - NA

Operational Limits - 4.1.4, 4.1.15, 4.1.23, 4.1.24, 4.1.25, 4.1.26, ; 45CSR13 Permit R13-2338 4.1.4,4.1.17, ; 45CSR16, 45CSR34 , ; 40CFR60.660(c)(5), 40CFR63 Subpart FFFF,

X Permit Shield

For all applicable requirements listed above, provide monitoring/testing/recordkeeping/reporting which shall be used to demonstrate compliance. If the method is based on a permit or rule, include the condition number or citation. (Note: Each requirement listed above must have an associated method of demonstrating compliance. If there is not already a required method in place, then a method must be proposed.)

Emission Limits - 4.1.7, 4.5.1, 4.4.3, 4.4.4; 45CSR13 Permit R13-2338 4.1.7, 4.5.1, 4.4.4, 4.4.5;

Opacity Limits - NA;

Operational Limits - 4.5.5,4.5.3, 4.1.10, 4.4.10, ; 45CSR13 Permit R13-2338 4.1.22,4.5.3, 4.5.5, 4.4.11, ; 45CSR34,45CSR16, ; 40CFR63 Subpart FFFF,40CFR60.665(j),

Are you in compliance with all applicable requirements for this emission unit? X Yes ___No

If no, complete the **Schedule of Compliance Form** as **ATTACHMENT F**.

ATTACHMENT E - Emission Unit Form

Emission Unit Description		*Emission Group 133*
Emission unit ID number: T-1767	**Emission unit name:** Tank	**List any control devices associated with this emission unit:** S-224

Provide a description of the emission unit (type, method of operation, design parameters, etc.):

Tank

Manufacturer:	**Model number:**	**Serial number:**
In House	NA	NA
Construction date: 1993	**Installation date:**	**Modification date(s):**

Design Capacity (examples: furnaces - tons/hr, tanks - gallons):

<20,000

Maximum Hourly Throughput:	**Maximum Annual Throughput:**	**Maximum Operating Schedule:**
See Potential Emissions estimation method		8760

Fuel Usage Data **(fill out all applicable fields)**

Does this emission unit combust fuel? ___ Yes ___X No	**If yes, is it?** ___ Indirect Fired ___ Direct Fired
Maximum design heat input and/or maximum horsepower rating:	**Type and Btu/hr rating of burners:**

List the primary fuel type(s) and if applicable, the secondary fuel type(s). For each fuel type listed, provide the maximum hourly and annual fuel usage for each.

Describe each fuel expected to be used during the term of the permit.

Fuel Type	Max. Sulfur Content	Max. Ash Content	BTU Value

Emissions Data ***T-1767***

Criteria Pollutants	Potential Emissions	
	PPH	TPY
Carbon Monoxide (CO)		
Nitrogen Oxides (NO_X)		
Lead (Pb)		
Particulate Matter ($PM_{2.5}$)		
Particulate Matter (PM_{10})		
Total Particulate Matter (TSP)		
Sulfur Dioxide (SO_2)		
Volatile Organic Compounds (VOC)		

Hazardous Air Pollutants	Potential Emissions	
	PPH	TPY

Regulated Pollutants other than Criteria and HAP	Potential Emissions	
	PPH	TPY

List the method(s) used to calculate the potential emissions (include dates of any stack tests conducted, versions of software used, source and dates of emission factors, etc.).

Emissions from this Emission Group are assigned to the major emitting process equipment. Emissions are calculated assuming 8760 hours of operation for most equipment. Emergency equipment emissions are based on 500 hours per year. Highest emitting products were chosen for each emission group, utilizing MON MACT standard batch requirements when appropriate. For tanks the highest throughput in the last three years was increased three times. This was the basis for the PTE. Emissions were calculated using ChemCAD, Essential EHS, Emission Master and/or other appropriate emission estimation models or calculation methodologies (USEPA's TANKS 4.0, WATER9, etc.). Methods take into account stack test results as appropriate.

Applicable Requirements ***T-1767***

List all applicable requirements for this emission unit. For each applicable requirement, include the underlying rule/regulation citation and/or construction permit with the condition number. (*Note: Title V permit condition numbers alone are not the underlying applicable requirements*). If an emission limit is calculated based on the type of source and design capacity or if a standard is based on a design parameter, this information should also be included.

Emission Limits - 4.1.1, 4.1.20, 4.1.21, 4.1.22, 4.3.6, ; 45CSR13 Permit R13-2338 4.1.1, 4.3.6, ; 45CSR34, 45CSR16, ; 40CFR63 Subpart FFFF, 40CFR60.8,

Opacity Limits - NA

Operational Limits - 4.1.4, 4.1.15, 4.1.23, 4.1.24, 4.1.25, 4.1.26, ; 45CSR13 Permit R13-2338 4.1.4,4.1.17, ; 45CSR16, 45CSR34 , ; 40CFR60.660(c)(5), 40CFR63 Subpart FFFF,

X Permit Shield

For all applicable requirements listed above, provide monitoring/testing/recordkeeping/reporting which shall be used to demonstrate compliance. If the method is based on a permit or rule, include the condition number or citation. (Note: Each requirement listed above must have an associated method of demonstrating compliance. If there is not already a required method in place, then a method must be proposed.)

Emission Limits - 4.1.7, 4.5.1, 4.4.3, 4.4.4; 45CSR13 Permit R13-2338 4.1.7, 4.5.1, 4.4.4, 4.4.5;

Opacity Limits - NA;

Operational Limits - 4.5.5,4.5.3, 4.1.10, 4.4.10, ; 45CSR13 Permit R13-2338 4.1.22,4.5.3, 4.5.5, 4.4.11, ; 45CSR34,45CSR16, ; 40CFR63 Subpart FFFF,40CFR60.665(j),

Are you in compliance with all applicable requirements for this emission unit? X Yes ___No

If no, complete the **Schedule of Compliance Form** as **ATTACHMENT F**.

ATTACHMENT E - Emission Unit Form

Emission Unit Description		*Emission Group 133*
Emission unit ID number: T-1801	**Emission unit name:** Tank	**List any control devices associated with this emission unit:** S-224

Provide a description of the emission unit (type, method of operation, design parameters, etc.):

Tank

Manufacturer:	**Model number:**	**Serial number:**
In House	NA	NA
Construction date: 1994	**Installation date:**	**Modification date(s):**

Design Capacity (examples: furnaces - tons/hr, tanks - gallons):

<20,000

Maximum Hourly Throughput:	**Maximum Annual Throughput:**	**Maximum Operating Schedule:**
See Potential Emissions estimation method		8760

Fuel Usage Data **(fill out all applicable fields)**

Does this emission unit combust fuel? ___ Yes ___X No	**If yes, is it?** ___ Indirect Fired ___ Direct Fired
Maximum design heat input and/or maximum horsepower rating:	**Type and Btu/hr rating of burners:**

List the primary fuel type(s) and if applicable, the secondary fuel type(s). For each fuel type listed, provide the maximum hourly and annual fuel usage for each.

Describe each fuel expected to be used during the term of the permit.

Fuel Type	Max. Sulfur Content	Max. Ash Content	BTU Value

Emissions Data	***T-1801***	
Criteria Pollutants	Potential Emissions	
	PPH	TPY
Carbon Monoxide (CO)		
Nitrogen Oxides (NO_X)		
Lead (Pb)		
Particulate Matter ($PM_{2.5}$)		
Particulate Matter (PM_{10})		
Total Particulate Matter (TSP)		
Sulfur Dioxide (SO_2)		
Volatile Organic Compounds (VOC)		
Hazardous Air Pollutants	Potential Emissions	
	PPH	TPY
Regulated Pollutants other than Criteria and HAP	Potential Emissions	
	PPH	TPY

List the method(s) used to calculate the potential emissions (include dates of any stack tests conducted, versions of software used, source and dates of emission factors, etc.).

Emissions from this Emission Group are assigned to the major emitting process equipment. Emissions are calculated assuming 8760 hours of operation for most equipment. Emergency equipment emissions are based on 500 hours per year. Highest emitting products were chosen for each emission group, utilizing MON MACT standard batch requirements when appropriate. For tanks the highest throughput in the last three years was increased three times. This was the basis for the PTE. Emissions were calculated using ChemCAD, Essential EHS, Emission Master and/or other appropriate emission estimation models or calculation methodologies (USEPA's TANKS 4.0, WATER9, etc.). Methods take into account stack test results as appropriate.

Applicable Requirements ***T-1801***

List all applicable requirements for this emission unit. For each applicable requirement, include the underlying rule/regulation citation and/or construction permit with the condition number. (*Note: Title V permit condition numbers alone are not the underlying applicable requirements*). If an emission limit is calculated based on the type of source and design capacity or if a standard is based on a design parameter, this information should also be included.

Emission Limits - 4.1.1, 4.1.20, 4.1.21, 4.1.22, 4.3.6, ; 45CSR13 Permit R13-2338 4.1.1, 4.3.6, ; 45CSR34, 45CSR16, ; 40CFR63 Subpart FFFF, 40CFR60.8,

Opacity Limits - NA

Operational Limits - 4.1.4, 4.1.15, 4.1.23, 4.1.24, 4.1.25, 4.1.26, ; 45CSR13 Permit R13-2338 4.1.4,4.1.17, ; 45CSR16, 45CSR34 , ; 40CFR60.660(c)(5), 40CFR63 Subpart FFFF,

X Permit Shield

For all applicable requirements listed above, provide monitoring/testing/recordkeeping/reporting which shall be used to demonstrate compliance. If the method is based on a permit or rule, include the condition number or citation. (Note: Each requirement listed above must have an associated method of demonstrating compliance. If there is not already a required method in place, then a method must be proposed.)

Emission Limits - 4.1.7, 4.5.1, 4.4.3, 4.4.4; 45CSR13 Permit R13-2338 4.1.7, 4.5.1, 4.4.4, 4.4.5;

Opacity Limits - NA;

Operational Limits - 4.5.5,4.5.3, 4.1.10, 4.4.10, ; 45CSR13 Permit R13-2338 4.1.22,4.5.3, 4.5.5, 4.4.11, ; 45CSR34,45CSR16, ; 40CFR63 Subpart FFFF,40CFR60.665(j),

Are you in compliance with all applicable requirements for this emission unit? X Yes ___No

If no, complete the **Schedule of Compliance Form** as **ATTACHMENT F**.

ATTACHMENT E - Emission Unit Form

Emission Unit Description		*Emission Group 133*
Emission unit ID number: T-1804	**Emission unit name:** Dumpster	**List any control devices associated with this emission unit:** S-224

Provide a description of the emission unit (type, method of operation, design parameters, etc.):

Tank

Manufacturer:	**Model number:**	**Serial number:**
In House	NA	NA
Construction date: 1994	**Installation date:**	**Modification date(s):**

Design Capacity (examples: furnaces - tons/hr, tanks - gallons):

Maximum Hourly Throughput:	**Maximum Annual Throughput:**	**Maximum Operating Schedule:**
See Potential Emissions estimation method		8760

Fuel Usage Data **(fill out all applicable fields)**

Does this emission unit combust fuel? ___ Yes ___X No	**If yes, is it?** ___ Indirect Fired ___ Direct Fired
Maximum design heat input and/or maximum horsepower rating:	**Type and Btu/hr rating of burners:**

List the primary fuel type(s) and if applicable, the secondary fuel type(s). For each fuel type listed, provide the maximum hourly and annual fuel usage for each.

Describe each fuel expected to be used during the term of the permit.

Fuel Type	Max. Sulfur Content	Max. Ash Content	BTU Value

Emissions Data ***T-1804***

Criteria Pollutants	Potential Emissions	
	PPH	TPY
Carbon Monoxide (CO)		
Nitrogen Oxides (NO_X)		
Lead (Pb)		
Particulate Matter ($PM_{2.5}$)		
Particulate Matter (PM_{10})		
Total Particulate Matter (TSP)		
Sulfur Dioxide (SO_2)		
Volatile Organic Compounds (VOC)		

Hazardous Air Pollutants	Potential Emissions	
	PPH	TPY

Regulated Pollutants other than Criteria and HAP	Potential Emissions	
	PPH	TPY

List the method(s) used to calculate the potential emissions (include dates of any stack tests conducted, versions of software used, source and dates of emission factors, etc.).

Emissions from this Emission Group are assigned to the major emitting process equipment. Emissions are calculated assuming 8760 hours of operation for most equipment. Emergency equipment emissions are based on 500 hours per year. Highest emitting products were chosen for each emission group, utilizing MON MACT standard batch requirements when appropriate. For tanks the highest throughput in the last three years was increased three times. This was the basis for the PTE. Emissions were calculated using ChemCAD, Essential EHS, Emission Master and/or other appropriate emission estimation models or calculation methodologies (USEPA's TANKS 4.0, WATER9, etc.). Methods take into account stack test results as appropriate.

Applicable Requirements ***T-1804***

List all applicable requirements for this emission unit. For each applicable requirement, include the underlying rule/regulation citation and/or construction permit with the condition number. (*Note: Title V permit condition numbers alone are not the underlying applicable requirements*). If an emission limit is calculated based on the type of source and design capacity or if a standard is based on a design parameter, this information should also be included.

Emission Limits - 4.1.1, 4.1.20, 4.1.21, 4.1.22, 4.3.6, ; 45CSR13 Permit R13-2338 4.1.1, 4.3.6, ; 45CSR34, 45CSR16, ; 40CFR63 Subpart FFFF, 40CFR60.8,

Opacity Limits - NA

Operational Limits - 4.1.4, 4.1.16, 4.1.17, 4.1.18, 4.1.23, 4.1.24, 4.1.25, 4.1.26, ; 45CSR13 Permit R13-2338 4.1.4,4.1.18, ; 45CSR16 , 45CSR34 , ; 40CFR60 Subpart NNN, 40CFR63 Subpart FFFF,

X Permit Shield

For all applicable requirements listed above, provide monitoring/testing/recordkeeping/reporting which shall be used to demonstrate compliance. If the method is based on a permit or rule, include the condition number or citation. (Note: Each requirement listed above must have an associated method of demonstrating compliance. If there is not already a required method in place, then a method must be proposed.)

Emission Limits - 4.1.7, 4.5.1, 4.4.3, 4.4.4; 45CSR13 Permit R13-2338 4.1.7, 4.5.1, 4.4.4, 4.4.5;

Opacity Limits - NA;

Operational Limits - 4.5.5,4.5.3, 4.1.10, 4.4.10, ; 45CSR13 Permit R13-2338 4.1.22,4.5.3, 4.5.5, 4.4.11, ; 45CSR34,45CSR16, ; 40CFR63 Subpart FFFF,40CFR60.665(j),

Are you in compliance with all applicable requirements for this emission unit? X Yes ___No

If no, complete the **Schedule of Compliance Form** as **ATTACHMENT F**.

ATTACHMENT E - Emission Unit Form

Emission Unit Description		*Emission Group 133*
Emission unit ID number: T-1805	**Emission unit name:** Dumpster	**List any control devices associated with this emission unit:** S-224

Provide a description of the emission unit (type, method of operation, design parameters, etc.):

Tank

Manufacturer:	**Model number:**	**Serial number:**
In House	NA	NA
Construction date: 1994	**Installation date:**	**Modification date(s):**

Design Capacity (examples: furnaces - tons/hr, tanks - gallons):

Maximum Hourly Throughput:	**Maximum Annual Throughput:**	**Maximum Operating Schedule:**
See Potential Emissions estimation method		8760

Fuel Usage Data **(fill out all applicable fields)**

Does this emission unit combust fuel? ___ Yes ___X No	**If yes, is it?** ___ Indirect Fired ___ Direct Fired
Maximum design heat input and/or maximum horsepower rating:	**Type and Btu/hr rating of burners:**

List the primary fuel type(s) and if applicable, the secondary fuel type(s). For each fuel type listed, provide the maximum hourly and annual fuel usage for each.

Describe each fuel expected to be used during the term of the permit.

Fuel Type	Max. Sulfur Content	Max. Ash Content	BTU Value

Emissions Data	***T-1805***	
Criteria Pollutants	Potential Emissions	
	PPH	TPY
Carbon Monoxide (CO)		
Nitrogen Oxides (NO_X)		
Lead (Pb)		
Particulate Matter ($PM_{2.5}$)		
Particulate Matter (PM_{10})		
Total Particulate Matter (TSP)		
Sulfur Dioxide (SO_2)		
Volatile Organic Compounds (VOC)		
Hazardous Air Pollutants	Potential Emissions	
	PPH	TPY
Regulated Pollutants other than Criteria and HAP	Potential Emissions	
	PPH	TPY

List the method(s) used to calculate the potential emissions (include dates of any stack tests conducted, versions of software used, source and dates of emission factors, etc.).

Emissions from this Emission Group are assigned to the major emitting process equipment. Emissions are calculated assuming 8760 hours of operation for most equipment. Emergency equipment emissions are based on 500 hours per year. Highest emitting products were chosen for each emission group, utilizing MON MACT standard batch requirements when appropriate. For tanks the highest throughput in the last three years was increased three times. This was the basis for the PTE. Emissions were calculated using ChemCAD, Essential EHS, Emission Master and/or other appropriate emission estimation models or calculation methodologies (USEPA's TANKS 4.0, WATER9, etc.). Methods take into account stack test results as appropriate.

Applicable Requirements ***T-1805***

List all applicable requirements for this emission unit. For each applicable requirement, include the underlying rule/regulation citation and/or construction permit with the condition number. (*Note: Title V permit condition numbers alone are not the underlying applicable requirements*). If an emission limit is calculated based on the type of source and design capacity or if a standard is based on a design parameter, this information should also be included.

Emission Limits - 4.1.1, 4.1.20, 4.1.21, 4.1.22, 4.3.6, ; 45CSR13 Permit R13-2338 4.1.1, 4.3.6, ; 45CSR34, 45CSR16, ; 40CFR63 Subpart FFFF, 40CFR60.8,

Opacity Limits - NA

Operational Limits - 4.1.4, 4.1.16, 4.1.17, 4.1.18, 4.1.23, 4.1.24, 4.1.25, 4.1.26, ; 45CSR13 Permit R13-2338 4.1.4,4.1.18, ; 45CSR16 , 45CSR34 , ; 40CFR60 Subpart NNN, 40CFR63 Subpart FFFF,

X Permit Shield

For all applicable requirements listed above, provide monitoring/testing/recordkeeping/reporting which shall be used to demonstrate compliance. If the method is based on a permit or rule, include the condition number or citation. (Note: Each requirement listed above must have an associated method of demonstrating compliance. If there is not already a required method in place, then a method must be proposed.)

Emission Limits - 4.1.7, 4.5.1, 4.4.3, 4.4.4; 45CSR13 Permit R13-2338 4.1.7, 4.5.1, 4.4.4, 4.4.5;

Opacity Limits - NA;

Operational Limits - 4.5.5,4.5.3, 4.1.10, 4.4.10, ; 45CSR13 Permit R13-2338 4.1.22,4.5.3, 4.5.5, 4.4.11, ; 45CSR34,45CSR16, ; 40CFR63 Subpart FFFF,40CFR60.665(j),

Are you in compliance with all applicable requirements for this emission unit? X Yes ___No

If no, complete the **Schedule of Compliance Form** as **ATTACHMENT F**.

ATTACHMENT E - Emission Unit Form

Emission Unit Description		*Emission Group 133*
Emission unit ID number: T-1806	**Emission unit name:** Dumpster	**List any control devices associated with this emission unit:** S-224

Provide a description of the emission unit (type, method of operation, design parameters, etc.):

Tank

Manufacturer:	**Model number:**	**Serial number:**
In House	NA	NA
Construction date: 1994	**Installation date:**	**Modification date(s):**

Design Capacity (examples: furnaces - tons/hr, tanks - gallons):

Maximum Hourly Throughput:	**Maximum Annual Throughput:**	**Maximum Operating Schedule:**
See Potential Emissions estimation method		8760

Fuel Usage Data **(fill out all applicable fields)**

Does this emission unit combust fuel? ___ Yes ___X No	**If yes, is it?** ___ Indirect Fired ___ Direct Fired
Maximum design heat input and/or maximum horsepower rating:	**Type and Btu/hr rating of burners:**

List the primary fuel type(s) and if applicable, the secondary fuel type(s). For each fuel type listed, provide the maximum hourly and annual fuel usage for each.

Describe each fuel expected to be used during the term of the permit.

Fuel Type	Max. Sulfur Content	Max. Ash Content	BTU Value

Emissions Data	***T-1806***	
Criteria Pollutants	Potential Emissions	
	PPH	TPY
Carbon Monoxide (CO)		
Nitrogen Oxides (NO_X)		
Lead (Pb)		
Particulate Matter ($PM_{2.5}$)		
Particulate Matter (PM_{10})		
Total Particulate Matter (TSP)		
Sulfur Dioxide (SO_2)		
Volatile Organic Compounds (VOC)		
Hazardous Air Pollutants	Potential Emissions	
	PPH	TPY
Regulated Pollutants other than Criteria and HAP	Potential Emissions	
	PPH	TPY

List the method(s) used to calculate the potential emissions (include dates of any stack tests conducted, versions of software used, source and dates of emission factors, etc.).

Emissions from this Emission Group are assigned to the major emitting process equipment. Emissions are calculated assuming 8760 hours of operation for most equipment. Emergency equipment emissions are based on 500 hours per year. Highest emitting products were chosen for each emission group, utilizing MON MACT standard batch requirements when appropriate. For tanks the highest throughput in the last three years was increased three times. This was the basis for the PTE. Emissions were calculated using ChemCAD, Essential EHS, Emission Master and/or other appropriate emission estimation models or calculation methodologies (USEPA's TANKS 4.0, WATER9, etc.). Methods take into account stack test results as appropriate.

Applicable Requirements ***T-1806***

List all applicable requirements for this emission unit. For each applicable requirement, include the underlying rule/regulation citation and/or construction permit with the condition number. (*Note: Title V permit condition numbers alone are not the underlying applicable requirements*). If an emission limit is calculated based on the type of source and design capacity or if a standard is based on a design parameter, this information should also be included.

Emission Limits - 4.1.1, 4.1.20, 4.1.21, 4.1.22, 4.3.6, ; 45CSR13 Permit R13-2338 4.1.1, 4.3.6, ; 45CSR34, 45CSR16, ; 40CFR63 Subpart FFFF, 40CFR60.8,

Opacity Limits - NA

Operational Limits - 4.1.4, 4.1.16, 4.1.17, 4.1.18, 4.1.23, 4.1.24, 4.1.25, 4.1.26, ; 45CSR13 Permit R13-2338 4.1.4,4.1.18, ; 45CSR16 , 45CSR34 , ; 40CFR60 Subpart NNN, 40CFR63 Subpart FFFF,

X Permit Shield

For all applicable requirements listed above, provide monitoring/testing/recordkeeping/reporting which shall be used to demonstrate compliance. If the method is based on a permit or rule, include the condition number or citation. (Note: Each requirement listed above must have an associated method of demonstrating compliance. If there is not already a required method in place, then a method must be proposed.)

Emission Limits - 4.1.7, 4.5.1, 4.4.3, 4.4.4; 45CSR13 Permit R13-2338 4.1.7, 4.5.1, 4.4.4, 4.4.5;

Opacity Limits - NA;

Operational Limits - 4.5.5,4.5.3, 4.1.10, 4.4.10, ; 45CSR13 Permit R13-2338 4.1.22,4.5.3, 4.5.5, 4.4.11, ; 45CSR34,45CSR16, ; 40CFR63 Subpart FFFF,40CFR60.665(j),

Are you in compliance with all applicable requirements for this emission unit? X Yes ___No

If no, complete the **Schedule of Compliance Form** as **ATTACHMENT F**.

ATTACHMENT E - Emission Unit Form

Emission Unit Description		*Emission Group 133*
Emission unit ID number: T-1807	**Emission unit name:** Dumpster	**List any control devices associated with this emission unit:** S-224

Provide a description of the emission unit (type, method of operation, design parameters, etc.):

Tank

Manufacturer:	**Model number:**	**Serial number:**
In House	NA	NA
Construction date: 1994	**Installation date:**	**Modification date(s):**

Design Capacity (examples: furnaces - tons/hr, tanks - gallons):

Maximum Hourly Throughput:	**Maximum Annual Throughput:**	**Maximum Operating Schedule:**
See Potential Emissions estimation method		8760

Fuel Usage Data **(fill out all applicable fields)**

Does this emission unit combust fuel? ___ Yes ___X No	**If yes, is it?** ___ Indirect Fired ___ Direct Fired
Maximum design heat input and/or maximum horsepower rating:	**Type and Btu/hr rating of burners:**

List the primary fuel type(s) and if applicable, the secondary fuel type(s). For each fuel type listed, provide the maximum hourly and annual fuel usage for each.

Describe each fuel expected to be used during the term of the permit.

Fuel Type	Max. Sulfur Content	Max. Ash Content	BTU Value

Emissions Data ***T-1807***

Criteria Pollutants	Potential Emissions	
	PPH	TPY
Carbon Monoxide (CO)		
Nitrogen Oxides (NO_X)		
Lead (Pb)		
Particulate Matter ($PM_{2.5}$)		
Particulate Matter (PM_{10})		
Total Particulate Matter (TSP)		
Sulfur Dioxide (SO_2)		
Volatile Organic Compounds (VOC)		

Hazardous Air Pollutants	Potential Emissions	
	PPH	TPY

Regulated Pollutants other than Criteria and HAP	Potential Emissions	
	PPH	TPY

List the method(s) used to calculate the potential emissions (include dates of any stack tests conducted, versions of software used, source and dates of emission factors, etc.).

Emissions from this Emission Group are assigned to the major emitting process equipment. Emissions are calculated assuming 8760 hours of operation for most equipment. Emergency equipment emissions are based on 500 hours per year. Highest emitting products were chosen for each emission group, utilizing MON MACT standard batch requirements when appropriate. For tanks the highest throughput in the last three years was increased three times. This was the basis for the PTE. Emissions were calculated using ChemCAD, Essential EHS, Emission Master and/or other appropriate emission estimation models or calculation methodologies (USEPA's TANKS 4.0, WATER9, etc.). Methods take into account stack test results as appropriate.

Applicable Requirements ***T-1807***

List all applicable requirements for this emission unit. For each applicable requirement, include the underlying rule/regulation citation and/or construction permit with the condition number. (*Note: Title V permit condition numbers alone are not the underlying applicable requirements*). If an emission limit is calculated based on the type of source and design capacity or if a standard is based on a design parameter, this information should also be included.

Emission Limits - 4.1.1, 4.1.20, 4.1.21, 4.1.22, 4.3.6, ; 45CSR13 Permit R13-2338 4.1.1, 4.3.6, ; 45CSR34, 45CSR16, ; 40CFR63 Subpart FFFF, 40CFR60.8,

Opacity Limits - NA

Operational Limits - 4.1.4, 4.1.16, 4.1.17, 4.1.18, 4.1.23, 4.1.24, 4.1.25, 4.1.26, ; 45CSR13 Permit R13-2338 4.1.4,4.1.18, ; 45CSR16 , 45CSR34 , ; 40CFR60 Subpart NNN, 40CFR63 Subpart FFFF,

X Permit Shield

For all applicable requirements listed above, provide monitoring/testing/recordkeeping/reporting which shall be used to demonstrate compliance. If the method is based on a permit or rule, include the condition number or citation. (Note: Each requirement listed above must have an associated method of demonstrating compliance. If there is not already a required method in place, then a method must be proposed.)

Emission Limits - 4.1.7, 4.5.1, 4.4.3, 4.4.4; 45CSR13 Permit R13-2338 4.1.7, 4.5.1, 4.4.4, 4.4.5;

Opacity Limits - NA;

Operational Limits - 4.5.5,4.5.3, 4.1.10, 4.4.10, ; 45CSR13 Permit R13-2338 4.1.22,4.5.3, 4.5.5, 4.4.11, ; 45CSR34,45CSR16, ; 40CFR63 Subpart FFFF,40CFR60.665(j),

Are you in compliance with all applicable requirements for this emission unit? X Yes ___No

If no, complete the **Schedule of Compliance Form** as **ATTACHMENT F**.

ATTACHMENT E - Emission Unit Form

Emission Unit Description		*Emission Group 133*
Emission unit ID number: T-1808	**Emission unit name:** Dumpster	**List any control devices associated with this emission unit:** S-224

Provide a description of the emission unit (type, method of operation, design parameters, etc.):

Tank

Manufacturer:	**Model number:**	**Serial number:**
In House	NA	NA
Construction date: 1994	**Installation date:**	**Modification date(s):**

Design Capacity (examples: furnaces - tons/hr, tanks - gallons):

Maximum Hourly Throughput:	**Maximum Annual Throughput:**	**Maximum Operating Schedule:**
See Potential Emissions estimation method		8760

Fuel Usage Data **(fill out all applicable fields)**

Does this emission unit combust fuel? ___ Yes ___X No	**If yes, is it?** ___ Indirect Fired ___ Direct Fired
Maximum design heat input and/or maximum horsepower rating:	**Type and Btu/hr rating of burners:**

List the primary fuel type(s) and if applicable, the secondary fuel type(s). For each fuel type listed, provide the maximum hourly and annual fuel usage for each.

Describe each fuel expected to be used during the term of the permit.

Fuel Type	Max. Sulfur Content	Max. Ash Content	BTU Value

Emissions Data	***T-1808***	
Criteria Pollutants	Potential Emissions	
	PPH	TPY
Carbon Monoxide (CO)		
Nitrogen Oxides (NO_X)		
Lead (Pb)		
Particulate Matter ($PM_{2.5}$)		
Particulate Matter (PM_{10})		
Total Particulate Matter (TSP)		
Sulfur Dioxide (SO_2)		
Volatile Organic Compounds (VOC)		
Hazardous Air Pollutants	Potential Emissions	
	PPH	TPY
Regulated Pollutants other than Criteria and HAP	Potential Emissions	
	PPH	TPY

List the method(s) used to calculate the potential emissions (include dates of any stack tests conducted, versions of software used, source and dates of emission factors, etc.).

Emissions from this Emission Group are assigned to the major emitting process equipment. Emissions are calculated assuming 8760 hours of operation for most equipment. Emergency equipment emissions are based on 500 hours per year. Highest emitting products were chosen for each emission group, utilizing MON MACT standard batch requirements when appropriate. For tanks the highest throughput in the last three years was increased three times. This was the basis for the PTE. Emissions were calculated using ChemCAD, Essential EHS, Emission Master and/or other appropriate emission estimation models or calculation methodologies (USEPA's TANKS 4.0, WATER9, etc.). Methods take into account stack test results as appropriate.

Applicable Requirements ***T-1808***

List all applicable requirements for this emission unit. For each applicable requirement, include the underlying rule/regulation citation and/or construction permit with the condition number. (*Note: Title V permit condition numbers alone are not the underlying applicable requirements*). If an emission limit is calculated based on the type of source and design capacity or if a standard is based on a design parameter, this information should also be included.

Emission Limits - 4.1.1, 4.1.20, 4.1.21, 4.1.22, 4.3.6, ; 45CSR13 Permit R13-2338 4.1.1, 4.3.6, ; 45CSR34, 45CSR16, ; 40CFR63 Subpart FFFF, 40CFR60.8,

Opacity Limits - NA

Operational Limits - 4.1.4, 4.1.16, 4.1.17, 4.1.18, 4.1.23, 4.1.24, 4.1.25, 4.1.26, ; 45CSR13 Permit R13-2338 4.1.4,4.1.18, ; 45CSR16 , 45CSR34 , ; 40CFR60 Subpart NNN, 40CFR63 Subpart FFFF,

X Permit Shield

For all applicable requirements listed above, provide monitoring/testing/recordkeeping/reporting which shall be used to demonstrate compliance. If the method is based on a permit or rule, include the condition number or citation. (Note: Each requirement listed above must have an associated method of demonstrating compliance. If there is not already a required method in place, then a method must be proposed.)

Emission Limits - 4.1.7, 4.5.1, 4.4.3, 4.4.4; 45CSR13 Permit R13-2338 4.1.7, 4.5.1, 4.4.4, 4.4.5;

Opacity Limits - NA;

Operational Limits - 4.5.5,4.5.3, 4.1.10, 4.4.10, ; 45CSR13 Permit R13-2338 4.1.22,4.5.3, 4.5.5, 4.4.11, ; 45CSR34,45CSR16, ; 40CFR63 Subpart FFFF,40CFR60.665(j),

Are you in compliance with all applicable requirements for this emission unit? X Yes ___No

If no, complete the **Schedule of Compliance Form** as **ATTACHMENT F**.

ATTACHMENT E - Emission Unit Form

Emission Unit Description		*Emission Group 133*
Emission unit ID number: T-1809	**Emission unit name:** Dumpster	**List any control devices associated with this emission unit:** S-224

Provide a description of the emission unit (type, method of operation, design parameters, etc.):

Tank

Manufacturer:	**Model number:**	**Serial number:**
In House	NA	NA
Construction date: 1994	**Installation date:**	**Modification date(s):**

Design Capacity (examples: furnaces - tons/hr, tanks - gallons):

Maximum Hourly Throughput:	**Maximum Annual Throughput:**	**Maximum Operating Schedule:**
See Potential Emissions estimation method		8760

Fuel Usage Data **(fill out all applicable fields)**

Does this emission unit combust fuel? ___ Yes ___X No	**If yes, is it?** ___ Indirect Fired ___ Direct Fired
Maximum design heat input and/or maximum horsepower rating:	**Type and Btu/hr rating of burners:**

List the primary fuel type(s) and if applicable, the secondary fuel type(s). For each fuel type listed, provide the maximum hourly and annual fuel usage for each.

Describe each fuel expected to be used during the term of the permit.

Fuel Type	Max. Sulfur Content	Max. Ash Content	BTU Value

Emissions Data ***T-1809***

Criteria Pollutants	Potential Emissions	
	PPH	TPY
Carbon Monoxide (CO)		
Nitrogen Oxides (NO_X)		
Lead (Pb)		
Particulate Matter ($PM_{2.5}$)		
Particulate Matter (PM_{10})		
Total Particulate Matter (TSP)		
Sulfur Dioxide (SO_2)		
Volatile Organic Compounds (VOC)		

Hazardous Air Pollutants	Potential Emissions	
	PPH	TPY

Regulated Pollutants other than Criteria and HAP	Potential Emissions	
	PPH	TPY

List the method(s) used to calculate the potential emissions (include dates of any stack tests conducted, versions of software used, source and dates of emission factors, etc.).

Emissions from this Emission Group are assigned to the major emitting process equipment. Emissions are calculated assuming 8760 hours of operation for most equipment. Emergency equipment emissions are based on 500 hours per year. Highest emitting products were chosen for each emission group, utilizing MON MACT standard batch requirements when appropriate. For tanks the highest throughput in the last three years was increased three times. This was the basis for the PTE. Emissions were calculated using ChemCAD, Essential EHS, Emission Master and/or other appropriate emission estimation models or calculation methodologies (USEPA's TANKS 4.0, WATER9, etc.). Methods take into account stack test results as appropriate.

Applicable Requirements ***T-1809***

List all applicable requirements for this emission unit. For each applicable requirement, include the underlying rule/regulation citation and/or construction permit with the condition number. (*Note: Title V permit condition numbers alone are not the underlying applicable requirements*). If an emission limit is calculated based on the type of source and design capacity or if a standard is based on a design parameter, this information should also be included.

Emission Limits - 4.1.1, 4.1.20, 4.1.21, 4.1.22, 4.3.6, ; 45CSR13 Permit R13-2338 4.1.1, 4.3.6, ; 45CSR34, 45CSR16, ; 40CFR63 Subpart FFFF, 40CFR60.8,

Opacity Limits - NA

Operational Limits - 4.1.4, 4.1.16, 4.1.17, 4.1.18, 4.1.23, 4.1.24, 4.1.25, 4.1.26, ; 45CSR13 Permit R13-2338 4.1.4,4.1.18, ; 45CSR16 , 45CSR34 , ; 40CFR60 Subpart NNN, 40CFR63 Subpart FFFF,

X Permit Shield

For all applicable requirements listed above, provide monitoring/testing/recordkeeping/reporting which shall be used to demonstrate compliance. If the method is based on a permit or rule, include the condition number or citation. (Note: Each requirement listed above must have an associated method of demonstrating compliance. If there is not already a required method in place, then a method must be proposed.)

Emission Limits - 4.1.7, 4.5.1, 4.4.3, 4.4.4; 45CSR13 Permit R13-2338 4.1.7, 4.5.1, 4.4.4, 4.4.5;

Opacity Limits - NA;

Operational Limits - 4.5.5,4.5.3, 4.1.10, 4.4.10, ; 45CSR13 Permit R13-2338 4.1.22,4.5.3, 4.5.5, 4.4.11, ; 45CSR34,45CSR16, ; 40CFR63 Subpart FFFF,40CFR60.665(j),

Are you in compliance with all applicable requirements for this emission unit? X Yes ___No

If no, complete the **Schedule of Compliance Form** as **ATTACHMENT F**.

ATTACHMENT E - Emission Unit Form

Emission Unit Description		*Emission Group 134*
Emission unit ID number: C-570	**Emission unit name:** Steam Ejector	**List any control devices associated with this emission unit:** S-257
Provide a description of the emission unit (type, method of operation, design parameters, etc.): Steam Ejector		
Manufacturer: In House	**Model number:** NA	**Serial number:** NA
Construction date:	**Installation date:**	**Modification date(s):**
Design Capacity (examples: furnaces - tons/hr, tanks - gallons):		
Maximum Hourly Throughput: See Potential Emissions estimation method	**Maximum Annual Throughput:**	**Maximum Operating Schedule:** 8760
Fuel Usage Data **(fill out all applicable fields)**		
Does this emission unit combust fuel? ___ Yes ___X No		**If yes, is it?** ___ Indirect Fired ___ Direct Fired
Maximum design heat input and/or maximum horsepower rating:		**Type and Btu/hr rating of burners:**
List the primary fuel type(s) and if applicable, the secondary fuel type(s). For each fuel type listed, provide the maximum hourly and annual fuel usage for each.		

Describe each fuel expected to be used during the term of the permit.

Fuel Type	Max. Sulfur Content	Max. Ash Content	BTU Value

Emissions Data ***C-570***

Criteria Pollutants	Potential Emissions	
	PPH	TPY
Carbon Monoxide (CO)		
Nitrogen Oxides (NO_X)		
Lead (Pb)		
Particulate Matter ($PM_{2.5}$)		
Particulate Matter (PM_{10})		
Total Particulate Matter (TSP)		
Sulfur Dioxide (SO_2)		
Volatile Organic Compounds (VOC)		

Hazardous Air Pollutants	Potential Emissions	
	PPH	TPY

Regulated Pollutants other than Criteria and HAP	Potential Emissions	
	PPH	TPY

List the method(s) used to calculate the potential emissions (include dates of any stack tests conducted, versions of software used, source and dates of emission factors, etc.).

Emissions from this Emission Group are assigned to the major emitting process equipment. Emissions are calculated assuming 8760 hours of operation for most equipment. Emergency equipment emissions are based on 500 hours per year. Highest emitting products were chosen for each emission group, utilizing MON MACT standard batch requirements when appropriate. For tanks the highest throughput in the last three years was increased three times. This was the basis for the PTE. Emissions were calculated using ChemCAD, Essential EHS, Emission Master and/or other appropriate emission estimation models or calculation methodologies (USEPA's TANKS 4.0, WATER9, etc.). Methods take into account stack test results as appropriate.

Applicable Requirements ***C-570***

List all applicable requirements for this emission unit. For each applicable requirement, include the underlying rule/regulation citation and/or construction permit with the condition number. (*Note: Title V permit condition numbers alone are not the underlying applicable requirements*). If an emission limit is calculated based on the type of source and design capacity or if a standard is based on a design parameter, this information should also be included.

Emission Limits - 4.1.1, 4.1.20, 4.1.21, 4.1.22, ; 45CSR13 Permit R13-2338 4.1.1, ; 45CSR34, ; 40CFR63 Subpart FFFF,

Opacity Limits - NA

Operational Limits - 4.1.4, 4.1.23, 4.1.24, 4.1.25, 4.1.26, ; 45CSR13 Permit R13-2338 4.1.4,; 45CSR34 , ; 40CFR63 Subpart FFFF,

X Permit Shield

For all applicable requirements listed above, provide monitoring/testing/recordkeeping/reporting which shall be used to demonstrate compliance. If the method is based on a permit or rule, include the condition number or citation. (Note: Each requirement listed above must have an associated method of demonstrating compliance. If there is not already a required method in place, then a method must be proposed.)

Emission Limits - 4.1.7, 4.5.1, 4.4.3, 4.4.4; 45CSR13 Permit R13-2338 4.1.7, 4.5.1, 4.4.4, 4.4.5;

Opacity Limits - NA;

Operational Limits - 4.5.5,4.5.3, 4.1.10, ; 45CSR13 Permit R13-2338 4.1.22,4.5.3, 4.5.5, ; 45CSR34,; 40CFR63 Subpart FFFF,

Are you in compliance with all applicable requirements for this emission unit? X Yes ___No

If no, complete the **Schedule of Compliance Form** as **ATTACHMENT F**.

ATTACHMENT E - Emission Unit Form

Emission Unit Description		*Emission Group 134*
Emission unit ID number: C-571	**Emission unit name:** Refrigeration Unit	**List any control devices associated with this emission unit:** S-257

Provide a description of the emission unit (type, method of operation, design parameters, etc.):

Refrigeration Unit

Manufacturer:	**Model number:**	**Serial number:**
In House	NA	NA
Construction date:	**Installation date:**	**Modification date(s):**

Design Capacity (examples: furnaces - tons/hr, tanks - gallons):

Maximum Hourly Throughput:	**Maximum Annual Throughput:**	**Maximum Operating Schedule:**
See Potential Emissions estimation method		8760

Fuel Usage Data **(fill out all applicable fields)**

Does this emission unit combust fuel? ___ Yes ___X No	**If yes, is it?** ___ Indirect Fired ___ Direct Fired
Maximum design heat input and/or maximum horsepower rating:	**Type and Btu/hr rating of burners:**

List the primary fuel type(s) and if applicable, the secondary fuel type(s). For each fuel type listed, provide the maximum hourly and annual fuel usage for each.

Describe each fuel expected to be used during the term of the permit.

Fuel Type	Max. Sulfur Content	Max. Ash Content	BTU Value

Emissions Data ***C-571***

Criteria Pollutants	Potential Emissions	
	PPH	TPY
Carbon Monoxide (CO)		
Nitrogen Oxides (NO_X)		
Lead (Pb)		
Particulate Matter ($PM_{2.5}$)		
Particulate Matter (PM_{10})		
Total Particulate Matter (TSP)		
Sulfur Dioxide (SO_2)		
Volatile Organic Compounds (VOC)		

Hazardous Air Pollutants	Potential Emissions	
	PPH	TPY

Regulated Pollutants other than Criteria and HAP	Potential Emissions	
	PPH	TPY

List the method(s) used to calculate the potential emissions (include dates of any stack tests conducted, versions of software used, source and dates of emission factors, etc.).

Emissions from this Emission Group are assigned to the major emitting process equipment. Emissions are calculated assuming 8760 hours of operation for most equipment. Emergency equipment emissions are based on 500 hours per year. Highest emitting products were chosen for each emission group, utilizing MON MACT standard batch requirements when appropriate. For tanks the highest throughput in the last three years was increased three times. This was the basis for the PTE. Emissions were calculated using ChemCAD, Essential EHS, Emission Master and/or other appropriate emission estimation models or calculation methodologies (USEPA's TANKS 4.0, WATER9, etc.). Methods take into account stack test results as appropriate.

Applicable Requirements ***C-571***

List all applicable requirements for this emission unit. For each applicable requirement, include the underlying rule/regulation citation and/or construction permit with the condition number. (*Note: Title V permit condition numbers alone are not the underlying applicable requirements*). If an emission limit is calculated based on the type of source and design capacity or if a standard is based on a design parameter, this information should also be included.

Emission Limits - 4.1.1, 4.1.20, 4.1.21, 4.1.22, ; 45CSR13 Permit R13-2338 4.1.1, ; 45CSR34, ; 40CFR63 Subpart FFFF,

Opacity Limits - NA

Operational Limits - 4.1.4, 4.1.23, 4.1.24, 4.1.25, 4.1.26, ; 45CSR13 Permit R13-2338 4.1.4,; 45CSR34 , ; 40CFR63 Subpart FFFF,

X Permit Shield

For all applicable requirements listed above, provide monitoring/testing/recordkeeping/reporting which shall be used to demonstrate compliance. If the method is based on a permit or rule, include the condition number or citation. (Note: Each requirement listed above must have an associated method of demonstrating compliance. If there is not already a required method in place, then a method must be proposed.)

Emission Limits - 4.1.7, 4.5.1, 4.4.3, 4.4.4; 45CSR13 Permit R13-2338 4.1.7, 4.5.1, 4.4.4, 4.4.5;

Opacity Limits - NA;

Operational Limits - 4.5.5,4.5.3, 4.1.10, ; 45CSR13 Permit R13-2338 4.1.22,4.5.3, 4.5.5, ; 45CSR34,; 40CFR63 Subpart FFFF,

Are you in compliance with all applicable requirements for this emission unit? X Yes ___No

If no, complete the **Schedule of Compliance Form** as **ATTACHMENT F**.

ATTACHMENT E - Emission Unit Form

Emission Unit Description		*Emission Group 134*
Emission unit ID number: C-575	**Emission unit name:** Vacuum Pump	**List any control devices associated with this emission unit:** S-257

Provide a description of the emission unit (type, method of operation, design parameters, etc.):

Vacuum Pump

Manufacturer:	**Model number:**	**Serial number:**
In House	NA	NA
Construction date:	**Installation date:**	**Modification date(s):**

Design Capacity (examples: furnaces - tons/hr, tanks - gallons):

Maximum Hourly Throughput:	**Maximum Annual Throughput:**	**Maximum Operating Schedule:**
See Potential Emissions estimation method		8760

Fuel Usage Data **(fill out all applicable fields)**

Does this emission unit combust fuel? ___ Yes ___X No	**If yes, is it?** ___ Indirect Fired ___ Direct Fired
Maximum design heat input and/or maximum horsepower rating:	**Type and Btu/hr rating of burners:**

List the primary fuel type(s) and if applicable, the secondary fuel type(s). For each fuel type listed, provide the maximum hourly and annual fuel usage for each.

Describe each fuel expected to be used during the term of the permit.

Fuel Type	Max. Sulfur Content	Max. Ash Content	BTU Value

Emissions Data ***C-575***

Criteria Pollutants	Potential Emissions	
	PPH	TPY
Carbon Monoxide (CO)		
Nitrogen Oxides (NO_X)		
Lead (Pb)		
Particulate Matter ($PM_{2.5}$)		
Particulate Matter (PM_{10})		
Total Particulate Matter (TSP)		
Sulfur Dioxide (SO_2)		
Volatile Organic Compounds (VOC)		

Hazardous Air Pollutants	Potential Emissions	
	PPH	TPY

Regulated Pollutants other than Criteria and HAP	Potential Emissions	
	PPH	TPY

List the method(s) used to calculate the potential emissions (include dates of any stack tests conducted, versions of software used, source and dates of emission factors, etc.).

Emissions from this Emission Group are assigned to the major emitting process equipment. Emissions are calculated assuming 8760 hours of operation for most equipment. Emergency equipment emissions are based on 500 hours per year. Highest emitting products were chosen for each emission group, utilizing MON MACT standard batch requirements when appropriate. For tanks the highest throughput in the last three years was increased three times. This was the basis for the PTE. Emissions were calculated using ChemCAD, Essential EHS, Emission Master and/or other appropriate emission estimation models or calculation methodologies (USEPA's TANKS 4.0, WATER9, etc.). Methods take into account stack test results as appropriate.

Applicable Requirements ***C-575***

List all applicable requirements for this emission unit. For each applicable requirement, include the underlying rule/regulation citation and/or construction permit with the condition number. (*Note: Title V permit condition numbers alone are not the underlying applicable requirements*). If an emission limit is calculated based on the type of source and design capacity or if a standard is based on a design parameter, this information should also be included.

Emission Limits - 4.1.1, 4.1.20, 4.1.21, 4.1.22, ; 45CSR13 Permit R13-2338 4.1.1, ; 45CSR34, ; 40CFR63 Subpart FFFF,

Opacity Limits - NA

Operational Limits - 4.1.4, 4.1.23, 4.1.24, 4.1.25, 4.1.26, ; 45CSR13 Permit R13-2338 4.1.4,; 45CSR34 , ; 40CFR63 Subpart FFFF,

X Permit Shield

For all applicable requirements listed above, provide monitoring/testing/recordkeeping/reporting which shall be used to demonstrate compliance. If the method is based on a permit or rule, include the condition number or citation. (Note: Each requirement listed above must have an associated method of demonstrating compliance. If there is not already a required method in place, then a method must be proposed.)

Emission Limits - 4.1.7, 4.5.1, 4.4.3, 4.4.4; 45CSR13 Permit R13-2338 4.1.7, 4.5.1, 4.4.4, 4.4.5;

Opacity Limits - NA;

Operational Limits - 4.5.5,4.5.3, 4.1.10, ; 45CSR13 Permit R13-2338 4.1.22,4.5.3, 4.5.5, ; 45CSR34,; 40CFR63 Subpart FFFF,

Are you in compliance with all applicable requirements for this emission unit? X Yes ___No

If no, complete the **Schedule of Compliance Form** as **ATTACHMENT F**.

ATTACHMENT E - Emission Unit Form

Emission Unit Description		*Emission Group 134*
Emission unit ID number: M-319	**Emission unit name:** Cartridge Filter	**List any control devices associated with this emission unit:** M-319

Provide a description of the emission unit (type, method of operation, design parameters, etc.):

Cartridge Filter

Manufacturer:	**Model number:**	**Serial number:**
In House	NA	NA
Construction date:	**Installation date:**	**Modification date(s):**

Design Capacity (examples: furnaces - tons/hr, tanks - gallons):

Maximum Hourly Throughput:	**Maximum Annual Throughput:**	**Maximum Operating Schedule:**
See Potential Emissions estimation method		8760

Fuel Usage Data **(fill out all applicable fields)**

Does this emission unit combust fuel? ___ Yes ___X No	**If yes, is it?** ___ Indirect Fired ___ Direct Fired
Maximum design heat input and/or maximum horsepower rating:	**Type and Btu/hr rating of burners:**

List the primary fuel type(s) and if applicable, the secondary fuel type(s). For each fuel type listed, provide the maximum hourly and annual fuel usage for each.

Describe each fuel expected to be used during the term of the permit.

Fuel Type	Max. Sulfur Content	Max. Ash Content	BTU Value

Emissions Data ***M-319***

Criteria Pollutants	Potential Emissions	
	PPH	TPY
Carbon Monoxide (CO)		
Nitrogen Oxides (NO_X)		
Lead (Pb)		
Particulate Matter ($PM_{2.5}$)		
Particulate Matter (PM_{10})		
Total Particulate Matter (TSP)		
Sulfur Dioxide (SO_2)		
Volatile Organic Compounds (VOC)		

Hazardous Air Pollutants	Potential Emissions	
	PPH	TPY

Regulated Pollutants other than Criteria and HAP	Potential Emissions	
	PPH	TPY

List the method(s) used to calculate the potential emissions (include dates of any stack tests conducted, versions of software used, source and dates of emission factors, etc.).

Emissions from this Emission Group are assigned to the major emitting process equipment. Emissions are calculated assuming 8760 hours of operation for most equipment. Emergency equipment emissions are based on 500 hours per year. Highest emitting products were chosen for each emission group, utilizing MON MACT standard batch requirements when appropriate. For tanks the highest throughput in the last three years was increased three times. This was the basis for the PTE. Emissions were calculated using ChemCAD, Essential EHS, Emission Master and/or other appropriate emission estimation models or calculation methodologies (USEPA's TANKS 4.0, WATER9, etc.). Methods take into account stack test results as appropriate.

Applicable Requirements ***M-319***

List all applicable requirements for this emission unit. For each applicable requirement, include the underlying rule/regulation citation and/or construction permit with the condition number. (*Note: Title V permit condition numbers alone are not the underlying applicable requirements*). If an emission limit is calculated based on the type of source and design capacity or if a standard is based on a design parameter, this information should also be included.

Emission Limits - 4.1.1, 4.1.8, 4.1.20, 4.1.21, 4.1.22, ; 45CSR13 Permit R13-2338 4.1.1, 4.1.8, ; 45CSR7-4.2, 45CSR34, ; 40CFR63 Subpart FFFF,

Opacity Limits - 4.1.8; 4.1.8; 45CSR7-3.1;

Operational Limits - 4.1.4, 4.1.9, ; 45CSR13 Permit R13-2338 4.1.4,4.1.9, ; ;

X Permit Shield

For all applicable requirements listed above, provide monitoring/testing/recordkeeping/reporting which shall be used to demonstrate compliance. If the method is based on a permit or rule, include the condition number or citation. (Note: Each requirement listed above must have an associated method of demonstrating compliance. If there is not already a required method in place, then a method must be proposed.)

Emission Limits - 4.1.7, 4.5.1, 4.4.3, 4.4.4; 45CSR13 Permit R13-2338 4.1.7, 4.5.1, 4.4.4, 4.4.5;

Opacity Limits - 4.2.1, 4.2.2, 4.4.5, 4.4.6, 4.5.4; 45CSR13 Permit R13-2338 4.2.1, 4.2.2, 4.4.6, 4.4.7, 4.5.4; ;

Operational Limits - 4.4.1,4.2.1, 4.1.10, 4.4.2, 4.4.5, 4.4.7, 4.5.3, 4.5.5; 45CSR13 Permit R13-2338 4.1.22,4.2.1, 4.4.2, 4.4.3, 4.4.6, 4.4.8, 4.5.3, 4.5.5; 45CSR34,; 40CFR63 Subpart FFFF,

Are you in compliance with all applicable requirements for this emission unit? X Yes ___No

If no, complete the **Schedule of Compliance Form** as **ATTACHMENT F**.

ATTACHMENT E - Emission Unit Form

Emission Unit Description		*Emission Group 134*
Emission unit ID number: M-320	**Emission unit name:** Baghouse	**List any control devices associated with this emission unit:** M-320

Provide a description of the emission unit (type, method of operation, design parameters, etc.):

Baghouse

Manufacturer:	**Model number:**	**Serial number:**
In House	NA	NA
Construction date:	**Installation date:**	**Modification date(s):**

Design Capacity (examples: furnaces - tons/hr, tanks - gallons):

Maximum Hourly Throughput:	**Maximum Annual Throughput:**	**Maximum Operating Schedule:**
See Potential Emissions estimation method		8760

Fuel Usage Data **(fill out all applicable fields)**

Does this emission unit combust fuel? ___ Yes ___X No	**If yes, is it?** ___ Indirect Fired ___ Direct Fired
Maximum design heat input and/or maximum horsepower rating:	**Type and Btu/hr rating of burners:**

List the primary fuel type(s) and if applicable, the secondary fuel type(s). For each fuel type listed, provide the maximum hourly and annual fuel usage for each.

Describe each fuel expected to be used during the term of the permit.

Fuel Type	Max. Sulfur Content	Max. Ash Content	BTU Value

Emissions Data ***M-320***

Criteria Pollutants	Potential Emissions	
	PPH	TPY
Carbon Monoxide (CO)		
Nitrogen Oxides (NO_X)		
Lead (Pb)		
Particulate Matter ($PM_{2.5}$)		
Particulate Matter (PM_{10})		
Total Particulate Matter (TSP)		
Sulfur Dioxide (SO_2)		
Volatile Organic Compounds (VOC)		

Hazardous Air Pollutants	Potential Emissions	
	PPH	TPY

Regulated Pollutants other than Criteria and HAP	Potential Emissions	
	PPH	TPY

List the method(s) used to calculate the potential emissions (include dates of any stack tests conducted, versions of software used, source and dates of emission factors, etc.).

Emissions from this Emission Group are assigned to the major emitting process equipment. Emissions are calculated assuming 8760 hours of operation for most equipment. Emergency equipment emissions are based on 500 hours per year. Highest emitting products were chosen for each emission group, utilizing MON MACT standard batch requirements when appropriate. For tanks the highest throughput in the last three years was increased three times. This was the basis for the PTE. Emissions were calculated using ChemCAD, Essential EHS, Emission Master and/or other appropriate emission estimation models or calculation methodologies (USEPA's TANKS 4.0, WATER9, etc.). Methods take into account stack test results as appropriate.

Applicable Requirements ***M-320***

List all applicable requirements for this emission unit. For each applicable requirement, include the underlying rule/regulation citation and/or construction permit with the condition number. (*Note: Title V permit condition numbers alone are not the underlying applicable requirements*). If an emission limit is calculated based on the type of source and design capacity or if a standard is based on a design parameter, this information should also be included.

Emission Limits - 4.1.1, 4.1.8, 4.1.20, 4.1.21, 4.1.22, ; 45CSR13 Permit R13-2338 4.1.1, 4.1.8, ; 45CSR7-4.2, 45CSR34, ; 40CFR63 Subpart FFFF,

Opacity Limits - 4.1.8; 4.1.8; 45CSR7-3.1;

Operational Limits - 4.1.4, 4.1.9, ; 45CSR13 Permit R13-2338 4.1.4,4.1.9, ; ;

X Permit Shield

For all applicable requirements listed above, provide monitoring/testing/recordkeeping/reporting which shall be used to demonstrate compliance. If the method is based on a permit or rule, include the condition number or citation. (Note: Each requirement listed above must have an associated method of demonstrating compliance. If there is not already a required method in place, then a method must be proposed.)

Emission Limits - 4.1.7, 4.5.1, 4.4.3, 4.4.4; 45CSR13 Permit R13-2338 4.1.7, 4.5.1, 4.4.4, 4.4.5;

Opacity Limits - 4.2.1, 4.2.2, 4.4.5, 4.4.6, 4.5.4; 45CSR13 Permit R13-2338 4.2.1, 4.2.2, 4.4.6, 4.4.7, 4.5.4; ;

Operational Limits - 4.4.1,4.2.1, 4.1.10, 4.4.2, 4.4.5, 4.4.7, 4.5.3, 4.5.5; 45CSR13 Permit R13-2338 4.1.22,4.2.1, 4.4.2, 4.4.3, 4.4.6, 4.4.8, 4.5.3, 4.5.5; 45CSR34,; 40CFR63 Subpart FFFF,

Are you in compliance with all applicable requirements for this emission unit? X Yes ___No

If no, complete the **Schedule of Compliance Form** as **ATTACHMENT F**.

ATTACHMENT E - Emission Unit Form

Emission Unit Description		*Emission Group 134*
Emission unit ID number: R-98	**Emission unit name:** Reactor	**List any control devices associated with this emission unit:** S-257 or S-260
Provide a description of the emission unit (type, method of operation, design parameters, etc.): Reactor		
Manufacturer: In House	**Model number:** NA	**Serial number:** NA
Construction date:	**Installation date:**	**Modification date(s):**
Design Capacity (examples: furnaces - tons/hr, tanks - gallons):		
Maximum Hourly Throughput: See Potential Emissions estimation method	**Maximum Annual Throughput:**	**Maximum Operating Schedule:** 8760
Fuel Usage Data **(fill out all applicable fields)**		
Does this emission unit combust fuel? ___ Yes ___X No		**If yes, is it?** ___ Indirect Fired ___ Direct Fired
Maximum design heat input and/or maximum horsepower rating:		**Type and Btu/hr rating of burners:**
List the primary fuel type(s) and if applicable, the secondary fuel type(s). For each fuel type listed, provide the maximum hourly and annual fuel usage for each.		

Describe each fuel expected to be used during the term of the permit.

Fuel Type	Max. Sulfur Content	Max. Ash Content	BTU Value

Emissions Data ***R-98***

Criteria Pollutants	Potential Emissions	
	PPH	TPY
Carbon Monoxide (CO)		
Nitrogen Oxides (NO_X)		
Lead (Pb)		
Particulate Matter ($PM_{2.5}$)		
Particulate Matter (PM_{10})		
Total Particulate Matter (TSP)		
Sulfur Dioxide (SO_2)		
Volatile Organic Compounds (VOC)	0.41	1.80

Hazardous Air Pollutants	Potential Emissions	
	PPH	TPY

Regulated Pollutants other than Criteria and HAP	Potential Emissions	
	PPH	TPY

List the method(s) used to calculate the potential emissions (include dates of any stack tests conducted, versions of software used, source and dates of emission factors, etc.).

Emissions from this Emission Group are assigned to the major emitting process equipment. Emissions are calculated assuming 8760 hours of operation for most equipment. Emergency equipment emissions are based on 500 hours per year. Highest emitting products were chosen for each emission group, utilizing MON MACT standard batch requirements when appropriate. For tanks the highest throughput in the last three years was increased three times. This was the basis for the PTE. Emissions were calculated using ChemCAD, Essential EHS, Emission Master and/or other appropriate emission estimation models or calculation methodologies (USEPA's TANKS 4.0, WATER9, etc.). Methods take into account stack test results as appropriate.

Applicable Requirements ***R-98***

List all applicable requirements for this emission unit. For each applicable requirement, include the underlying rule/regulation citation and/or construction permit with the condition number. (*Note: Title V permit condition numbers alone are not the underlying applicable requirements*). If an emission limit is calculated based on the type of source and design capacity or if a standard is based on a design parameter, this information should also be included.

Emission Limits - 4.1.1, 4.1.20, 4.1.21, 4.1.22, ; 45CSR13 Permit R13-2338 4.1.1, ; 45CSR34, ; 40CFR63 Subpart FFFF,

Opacity Limits - NA

Operational Limits - 4.1.4, 4.1.23, 4.1.24, 4.1.25, 4.1.26, ; 45CSR13 Permit R13-2338 4.1.4,; 45CSR34 , ; 40CFR63 Subpart FFFF,

X Permit Shield

For all applicable requirements listed above, provide monitoring/testing/recordkeeping/reporting which shall be used to demonstrate compliance. If the method is based on a permit or rule, include the condition number or citation. (Note: Each requirement listed above must have an associated method of demonstrating compliance. If there is not already a required method in place, then a method must be proposed.)

Emission Limits - 4.1.7, 4.5.1, 4.4.3, 4.4.4; 45CSR13 Permit R13-2338 4.1.7, 4.5.1, 4.4.4, 4.4.5;

Opacity Limits - NA;

Operational Limits - 4.5.5,4.5.3, 4.1.10, ; 45CSR13 Permit R13-2338 4.1.22,4.5.3, 4.5.5, ; 45CSR34,; 40CFR63 Subpart FFFF,

Are you in compliance with all applicable requirements for this emission unit? X Yes ___No

If no, complete the **Schedule of Compliance Form** as **ATTACHMENT F**.

ATTACHMENT E - Emission Unit Form

Emission Unit Description		*Emission Group 134*
Emission unit ID number: R-99	**Emission unit name:** Reactor	**List any control devices associated with this emission unit:** S-257 or S-260
Provide a description of the emission unit (type, method of operation, design parameters, etc.): Reactor		
Manufacturer: In House	**Model number:** NA	**Serial number:** NA
Construction date:	**Installation date:**	**Modification date(s):**
Design Capacity (examples: furnaces - tons/hr, tanks - gallons):		
Maximum Hourly Throughput: See Potential Emissions estimation method	**Maximum Annual Throughput:**	**Maximum Operating Schedule:** 8760
Fuel Usage Data **(fill out all applicable fields)**		
Does this emission unit combust fuel? ___ Yes ___X No		**If yes, is it?** ___ Indirect Fired ___ Direct Fired
Maximum design heat input and/or maximum horsepower rating:		**Type and Btu/hr rating of burners:**
List the primary fuel type(s) and if applicable, the secondary fuel type(s). For each fuel type listed, provide the maximum hourly and annual fuel usage for each.		

Describe each fuel expected to be used during the term of the permit.

Fuel Type	Max. Sulfur Content	Max. Ash Content	BTU Value

Emissions Data ***R-99***

Criteria Pollutants	Potential Emissions	
	PPH	TPY
Carbon Monoxide (CO)		
Nitrogen Oxides (NO_X)		
Lead (Pb)		
Particulate Matter ($PM_{2.5}$)		
Particulate Matter (PM_{10})		
Total Particulate Matter (TSP)		
Sulfur Dioxide (SO_2)		
Volatile Organic Compounds (VOC)		

Hazardous Air Pollutants	Potential Emissions	
	PPH	TPY

Regulated Pollutants other than Criteria and HAP	Potential Emissions	
	PPH	TPY

List the method(s) used to calculate the potential emissions (include dates of any stack tests conducted, versions of software used, source and dates of emission factors, etc.).

Emissions from this Emission Group are assigned to the major emitting process equipment. Emissions are calculated assuming 8760 hours of operation for most equipment. Emergency equipment emissions are based on 500 hours per year. Highest emitting products were chosen for each emission group, utilizing MON MACT standard batch requirements when appropriate. For tanks the highest throughput in the last three years was increased three times. This was the basis for the PTE. Emissions were calculated using ChemCAD, Essential EHS, Emission Master and/or other appropriate emission estimation models or calculation methodologies (USEPA's TANKS 4.0, WATER9, etc.). Methods take into account stack test results as appropriate.

Applicable Requirements ***R-99***

List all applicable requirements for this emission unit. For each applicable requirement, include the underlying rule/regulation citation and/or construction permit with the condition number. (*Note: Title V permit condition numbers alone are not the underlying applicable requirements*). If an emission limit is calculated based on the type of source and design capacity or if a standard is based on a design parameter, this information should also be included.

Emission Limits - 4.1.1, 4.1.20, 4.1.21, 4.1.22, ; 45CSR13 Permit R13-2338 4.1.1, ; 45CSR34, ; 40CFR63 Subpart FFFF,

Opacity Limits - NA

Operational Limits - 4.1.4, 4.1.23, 4.1.24, 4.1.25, 4.1.26, ; 45CSR13 Permit R13-2338 4.1.4,; 45CSR34 , ; 40CFR63 Subpart FFFF,

X Permit Shield

For all applicable requirements listed above, provide monitoring/testing/recordkeeping/reporting which shall be used to demonstrate compliance. If the method is based on a permit or rule, include the condition number or citation. (Note: Each requirement listed above must have an associated method of demonstrating compliance. If there is not already a required method in place, then a method must be proposed.)

Emission Limits - 4.1.7, 4.5.1, 4.4.3, 4.4.4; 45CSR13 Permit R13-2338 4.1.7, 4.5.1, 4.4.4, 4.4.5;

Opacity Limits - NA;

Operational Limits - 4.5.5,4.5.3, 4.1.10, ; 45CSR13 Permit R13-2338 4.1.22,4.5.3, 4.5.5, ; 45CSR34,; 40CFR63 Subpart FFFF,

Are you in compliance with all applicable requirements for this emission unit? X Yes ___No

If no, complete the **Schedule of Compliance Form** as **ATTACHMENT F**.

ATTACHMENT E - Emission Unit Form

Emission Unit Description		*Emission Group 134*
Emission unit ID number: R-100	**Emission unit name:** Reactor	**List any control devices associated with this emission unit:** S-257

Provide a description of the emission unit (type, method of operation, design parameters, etc.):

Reactor

Manufacturer:	**Model number:**	**Serial number:**
In House	NA	NA
Construction date:	**Installation date:**	**Modification date(s):**

Design Capacity (examples: furnaces - tons/hr, tanks - gallons):

Maximum Hourly Throughput:	**Maximum Annual Throughput:**	**Maximum Operating Schedule:**
See Potential Emissions estimation method		8760

Fuel Usage Data **(fill out all applicable fields)**

Does this emission unit combust fuel? ___ Yes ___X No	**If yes, is it?** ___ Indirect Fired ___ Direct Fired
Maximum design heat input and/or maximum horsepower rating:	**Type and Btu/hr rating of burners:**

List the primary fuel type(s) and if applicable, the secondary fuel type(s). For each fuel type listed, provide the maximum hourly and annual fuel usage for each.

Describe each fuel expected to be used during the term of the permit.

Fuel Type	Max. Sulfur Content	Max. Ash Content	BTU Value

Emissions Data ***R-100***

Criteria Pollutants	Potential Emissions	
	PPH	TPY
Carbon Monoxide (CO)		
Nitrogen Oxides (NO_X)		
Lead (Pb)		
Particulate Matter ($PM_{2.5}$)		
Particulate Matter (PM_{10})		
Total Particulate Matter (TSP)		
Sulfur Dioxide (SO_2)		
Volatile Organic Compounds (VOC)		

Hazardous Air Pollutants	Potential Emissions	
	PPH	TPY

Regulated Pollutants other than Criteria and HAP	Potential Emissions	
	PPH	TPY

List the method(s) used to calculate the potential emissions (include dates of any stack tests conducted, versions of software used, source and dates of emission factors, etc.).

Emissions from this Emission Group are assigned to the major emitting process equipment. Emissions are calculated assuming 8760 hours of operation for most equipment. Emergency equipment emissions are based on 500 hours per year. Highest emitting products were chosen for each emission group, utilizing MON MACT standard batch requirements when appropriate. For tanks the highest throughput in the last three years was increased three times. This was the basis for the PTE. Emissions were calculated using ChemCAD, Essential EHS, Emission Master and/or other appropriate emission estimation models or calculation methodologies (USEPA's TANKS 4.0, WATER9, etc.). Methods take into account stack test results as appropriate.

Applicable Requirements ***R-100***

List all applicable requirements for this emission unit. For each applicable requirement, include the underlying rule/regulation citation and/or construction permit with the condition number. (*Note: Title V permit condition numbers alone are not the underlying applicable requirements*). If an emission limit is calculated based on the type of source and design capacity or if a standard is based on a design parameter, this information should also be included.

Emission Limits - 4.1.1, 4.1.20, 4.1.21, 4.1.22, ; 45CSR13 Permit R13-2338 4.1.1, ; 45CSR34, ; 40CFR63 Subpart FFFF,

Opacity Limits - NA

Operational Limits - 4.1.4, 4.1.23, 4.1.24, 4.1.25, 4.1.26, ; 45CSR13 Permit R13-2338 4.1.4,; 45CSR34 , ; 40CFR63 Subpart FFFF,

X Permit Shield

For all applicable requirements listed above, provide monitoring/testing/recordkeeping/reporting which shall be used to demonstrate compliance. If the method is based on a permit or rule, include the condition number or citation. (Note: Each requirement listed above must have an associated method of demonstrating compliance. If there is not already a required method in place, then a method must be proposed.)

Emission Limits - 4.1.7, 4.5.1, 4.4.3, 4.4.4; 45CSR13 Permit R13-2338 4.1.7, 4.5.1, 4.4.4, 4.4.5;

Opacity Limits - NA;

Operational Limits - 4.5.5,4.5.3, 4.1.10, ; 45CSR13 Permit R13-2338 4.1.22,4.5.3, 4.5.5, ; 45CSR34,; 40CFR63 Subpart FFFF,

Are you in compliance with all applicable requirements for this emission unit? X Yes ___No

If no, complete the **Schedule of Compliance Form** as **ATTACHMENT F**.

ATTACHMENT E - Emission Unit Form

Emission Unit Description		*Emission Group 134*
Emission unit ID number: R-101	**Emission unit name:** Reactor	**List any control devices associated with this emission unit:** S-132 or S-257

Provide a description of the emission unit (type, method of operation, design parameters, etc.):

Reactor

Manufacturer:	**Model number:**	**Serial number:**
In House	NA	NA
Construction date:	**Installation date:**	**Modification date(s):**

Design Capacity (examples: furnaces - tons/hr, tanks - gallons):

Maximum Hourly Throughput:	**Maximum Annual Throughput:**	**Maximum Operating Schedule:**
See Potential Emissions estimation method		8760

Fuel Usage Data **(fill out all applicable fields)**

Does this emission unit combust fuel? ___ Yes ___X No	**If yes, is it?** ___ Indirect Fired ___ Direct Fired
Maximum design heat input and/or maximum horsepower rating:	**Type and Btu/hr rating of burners:**

List the primary fuel type(s) and if applicable, the secondary fuel type(s). For each fuel type listed, provide the maximum hourly and annual fuel usage for each.

Describe each fuel expected to be used during the term of the permit.

Fuel Type	Max. Sulfur Content	Max. Ash Content	BTU Value

Emissions Data ***R-101***

Criteria Pollutants	Potential Emissions	
	PPH	TPY
Carbon Monoxide (CO)		
Nitrogen Oxides (NO_X)		
Lead (Pb)		
Particulate Matter ($PM_{2.5}$)		
Particulate Matter (PM_{10})		
Total Particulate Matter (TSP)		
Sulfur Dioxide (SO_2)		
Volatile Organic Compounds (VOC)		

Hazardous Air Pollutants	Potential Emissions	
	PPH	TPY

Regulated Pollutants other than Criteria and HAP	Potential Emissions	
	PPH	TPY

List the method(s) used to calculate the potential emissions (include dates of any stack tests conducted, versions of software used, source and dates of emission factors, etc.).

Emissions from this Emission Group are assigned to the major emitting process equipment. Emissions are calculated assuming 8760 hours of operation for most equipment. Emergency equipment emissions are based on 500 hours per year. Highest emitting products were chosen for each emission group, utilizing MON MACT standard batch requirements when appropriate. For tanks the highest throughput in the last three years was increased three times. This was the basis for the PTE. Emissions were calculated using ChemCAD, Essential EHS, Emission Master and/or other appropriate emission estimation models or calculation methodologies (USEPA's TANKS 4.0, WATER9, etc.). Methods take into account stack test results as appropriate.

Applicable Requirements ***R-101***

List all applicable requirements for this emission unit. For each applicable requirement, include the underlying rule/regulation citation and/or construction permit with the condition number. (*Note: Title V permit condition numbers alone are not the underlying applicable requirements*). If an emission limit is calculated based on the type of source and design capacity or if a standard is based on a design parameter, this information should also be included.

Emission Limits - 4.1.1, 4.1.20, 4.1.21, 4.1.22, ; 45CSR13 Permit R13-2338 4.1.1, ; 45CSR34, ; 40CFR63 Subpart FFFF,

Opacity Limits - NA

Operational Limits - 4.1.4, 4.1.23, 4.1.24, 4.1.25, 4.1.26, ; 45CSR13 Permit R13-2338 4.1.4,; 45CSR34 , ; 40CFR63 Subpart FFFF,

X Permit Shield

For all applicable requirements listed above, provide monitoring/testing/recordkeeping/reporting which shall be used to demonstrate compliance. If the method is based on a permit or rule, include the condition number or citation. (Note: Each requirement listed above must have an associated method of demonstrating compliance. If there is not already a required method in place, then a method must be proposed.)

Emission Limits - 4.1.7, 4.5.1, 4.4.3, 4.4.4; 45CSR13 Permit R13-2338 4.1.7, 4.5.1, 4.4.4, 4.4.5;

Opacity Limits - NA;

Operational Limits - 4.5.5,4.5.3, 4.1.10, ; 45CSR13 Permit R13-2338 4.1.22,4.5.3, 4.5.5, ; 45CSR34,; 40CFR63 Subpart FFFF,

Are you in compliance with all applicable requirements for this emission unit? X Yes ___No

If no, complete the **Schedule of Compliance Form** as **ATTACHMENT F**.

ATTACHMENT E - Emission Unit Form

Emission Unit Description		*Emission Group 134*
Emission unit ID number: R-102	**Emission unit name:** Reactor	**List any control devices associated with this emission unit:** S-203 or S-257
Provide a description of the emission unit (type, method of operation, design parameters, etc.): Reactor		
Manufacturer: In House	**Model number:** NA	**Serial number:** NA
Construction date:	**Installation date:**	**Modification date(s):**
Design Capacity (examples: furnaces - tons/hr, tanks - gallons):		
Maximum Hourly Throughput: See Potential Emissions estimation method	**Maximum Annual Throughput:**	**Maximum Operating Schedule:** 8760
Fuel Usage Data **(fill out all applicable fields)**		
Does this emission unit combust fuel? ___ Yes ___X No		**If yes, is it?** ___ Indirect Fired ___ Direct Fired
Maximum design heat input and/or maximum horsepower rating:		**Type and Btu/hr rating of burners:**
List the primary fuel type(s) and if applicable, the secondary fuel type(s). For each fuel type listed, provide the maximum hourly and annual fuel usage for each.		

Describe each fuel expected to be used during the term of the permit.

Fuel Type	Max. Sulfur Content	Max. Ash Content	BTU Value

Emissions Data ***R-102***

Criteria Pollutants	Potential Emissions	
	PPH	TPY
Carbon Monoxide (CO)		
Nitrogen Oxides (NO_X)		
Lead (Pb)		
Particulate Matter ($PM_{2.5}$)		
Particulate Matter (PM_{10})		
Total Particulate Matter (TSP)		
Sulfur Dioxide (SO_2)		
Volatile Organic Compounds (VOC)		

Hazardous Air Pollutants	Potential Emissions	
	PPH	TPY

Regulated Pollutants other than Criteria and HAP	Potential Emissions	
	PPH	TPY

List the method(s) used to calculate the potential emissions (include dates of any stack tests conducted, versions of software used, source and dates of emission factors, etc.).

Emissions from this Emission Group are assigned to the major emitting process equipment. Emissions are calculated assuming 8760 hours of operation for most equipment. Emergency equipment emissions are based on 500 hours per year. Highest emitting products were chosen for each emission group, utilizing MON MACT standard batch requirements when appropriate. For tanks the highest throughput in the last three years was increased three times. This was the basis for the PTE. Emissions were calculated using ChemCAD, Essential EHS, Emission Master and/or other appropriate emission estimation models or calculation methodologies (USEPA's TANKS 4.0, WATER9, etc.). Methods take into account stack test results as appropriate.

Applicable Requirements ***R-102***

List all applicable requirements for this emission unit. For each applicable requirement, include the underlying rule/regulation citation and/or construction permit with the condition number. (*Note: Title V permit condition numbers alone are not the underlying applicable requirements*). If an emission limit is calculated based on the type of source and design capacity or if a standard is based on a design parameter, this information should also be included.

Emission Limits - 4.1.1, 4.1.20, 4.1.21, 4.1.22, ; 45CSR13 Permit R13-2338 4.1.1, ; 45CSR34, ; 40CFR63 Subpart FFFF,

Opacity Limits - NA

Operational Limits - 4.1.4, 4.1.23, 4.1.24, 4.1.25, 4.1.26, ; 45CSR13 Permit R13-2338 4.1.4,; 45CSR34 , ; 40CFR63 Subpart FFFF,

X Permit Shield

For all applicable requirements listed above, provide monitoring/testing/recordkeeping/reporting which shall be used to demonstrate compliance. If the method is based on a permit or rule, include the condition number or citation. (Note: Each requirement listed above must have an associated method of demonstrating compliance. If there is not already a required method in place, then a method must be proposed.)

Emission Limits - 4.1.7, 4.5.1, 4.4.3, 4.4.4; 45CSR13 Permit R13-2338 4.1.7, 4.5.1, 4.4.4, 4.4.5;

Opacity Limits - NA;

Operational Limits - 4.5.5,4.5.3, 4.1.10, ; 45CSR13 Permit R13-2338 4.1.22,4.5.3, 4.5.5, ; 45CSR34,; 40CFR63 Subpart FFFF,

Are you in compliance with all applicable requirements for this emission unit? X Yes ___No

If no, complete the **Schedule of Compliance Form** as **ATTACHMENT F**.

ATTACHMENT E - Emission Unit Form

Emission Unit Description		*Emission Group 134*
Emission unit ID number: R-103	**Emission unit name:** Reactor	**List any control devices associated with this emission unit:** S-203 or S-257

Provide a description of the emission unit (type, method of operation, design parameters, etc.):

Reactor

Manufacturer:	**Model number:**	**Serial number:**
In House	NA	NA
Construction date:	**Installation date:**	**Modification date(s):**

Design Capacity (examples: furnaces - tons/hr, tanks - gallons):

Maximum Hourly Throughput:	**Maximum Annual Throughput:**	**Maximum Operating Schedule:**
See Potential Emissions estimation method		8760

Fuel Usage Data **(fill out all applicable fields)**

Does this emission unit combust fuel? ___ Yes ___X No	**If yes, is it?** ___ Indirect Fired ___ Direct Fired
Maximum design heat input and/or maximum horsepower rating:	**Type and Btu/hr rating of burners:**

List the primary fuel type(s) and if applicable, the secondary fuel type(s). For each fuel type listed, provide the maximum hourly and annual fuel usage for each.

Describe each fuel expected to be used during the term of the permit.

Fuel Type	Max. Sulfur Content	Max. Ash Content	BTU Value

Emissions Data ***R-103***

Criteria Pollutants	Potential Emissions	
	PPH	TPY
Carbon Monoxide (CO)		
Nitrogen Oxides (NO_X)		
Lead (Pb)		
Particulate Matter ($PM_{2.5}$)		
Particulate Matter (PM_{10})		
Total Particulate Matter (TSP)		
Sulfur Dioxide (SO_2)		
Volatile Organic Compounds (VOC)		

Hazardous Air Pollutants	Potential Emissions	
	PPH	TPY

Regulated Pollutants other than Criteria and HAP	Potential Emissions	
	PPH	TPY

List the method(s) used to calculate the potential emissions (include dates of any stack tests conducted, versions of software used, source and dates of emission factors, etc.).

Emissions from this Emission Group are assigned to the major emitting process equipment. Emissions are calculated assuming 8760 hours of operation for most equipment. Emergency equipment emissions are based on 500 hours per year. Highest emitting products were chosen for each emission group, utilizing MON MACT standard batch requirements when appropriate. For tanks the highest throughput in the last three years was increased three times. This was the basis for the PTE. Emissions were calculated using ChemCAD, Essential EHS, Emission Master and/or other appropriate emission estimation models or calculation methodologies (USEPA's TANKS 4.0, WATER9, etc.). Methods take into account stack test results as appropriate.

Applicable Requirements ***R-103***

List all applicable requirements for this emission unit. For each applicable requirement, include the underlying rule/regulation citation and/or construction permit with the condition number. (*Note: Title V permit condition numbers alone are not the underlying applicable requirements*). If an emission limit is calculated based on the type of source and design capacity or if a standard is based on a design parameter, this information should also be included.

Emission Limits - 4.1.1, 4.1.20, 4.1.21, 4.1.22, ; 45CSR13 Permit R13-2338 4.1.1, ; 45CSR34, ; 40CFR63 Subpart FFFF,

Opacity Limits - NA

Operational Limits - 4.1.4, 4.1.23, 4.1.24, 4.1.25, 4.1.26, ; 45CSR13 Permit R13-2338 4.1.4,; 45CSR34 , ; 40CFR63 Subpart FFFF,

X Permit Shield

For all applicable requirements listed above, provide monitoring/testing/recordkeeping/reporting which shall be used to demonstrate compliance. If the method is based on a permit or rule, include the condition number or citation. (Note: Each requirement listed above must have an associated method of demonstrating compliance. If there is not already a required method in place, then a method must be proposed.)

Emission Limits - 4.1.7, 4.5.1, 4.4.3, 4.4.4; 45CSR13 Permit R13-2338 4.1.7, 4.5.1, 4.4.4, 4.4.5;

Opacity Limits - NA;

Operational Limits - 4.5.5,4.5.3, 4.1.10, ; 45CSR13 Permit R13-2338 4.1.22,4.5.3, 4.5.5, ; 45CSR34,; 40CFR63 Subpart FFFF,

Are you in compliance with all applicable requirements for this emission unit? X Yes ___No

If no, complete the **Schedule of Compliance Form** as **ATTACHMENT F**.

ATTACHMENT E - Emission Unit Form

Emission Unit Description		*Emission Group 134*
Emission unit ID number: R-104	**Emission unit name:** Reactor	**List any control devices associated with this emission unit:** S-132 or S-257

Provide a description of the emission unit (type, method of operation, design parameters, etc.):

Reactor

Manufacturer:	**Model number:**	**Serial number:**
In House	NA	NA
Construction date:	**Installation date:**	**Modification date(s):**

Design Capacity (examples: furnaces - tons/hr, tanks - gallons):

Maximum Hourly Throughput:	**Maximum Annual Throughput:**	**Maximum Operating Schedule:**
See Potential Emissions estimation method		8760

Fuel Usage Data **(fill out all applicable fields)**

Does this emission unit combust fuel? ___ Yes ___X No	**If yes, is it?** ___ Indirect Fired ___ Direct Fired
Maximum design heat input and/or maximum horsepower rating:	**Type and Btu/hr rating of burners:**

List the primary fuel type(s) and if applicable, the secondary fuel type(s). For each fuel type listed, provide the maximum hourly and annual fuel usage for each.

Describe each fuel expected to be used during the term of the permit.

Fuel Type	Max. Sulfur Content	Max. Ash Content	BTU Value

Emissions Data ***R-104***

Criteria Pollutants	Potential Emissions	
	PPH	TPY
Carbon Monoxide (CO)		
Nitrogen Oxides (NO_X)		
Lead (Pb)		
Particulate Matter ($PM_{2.5}$)		
Particulate Matter (PM_{10})		
Total Particulate Matter (TSP)		
Sulfur Dioxide (SO_2)		
Volatile Organic Compounds (VOC)		

Hazardous Air Pollutants	Potential Emissions	
	PPH	TPY

Regulated Pollutants other than Criteria and HAP	Potential Emissions	
	PPH	TPY

List the method(s) used to calculate the potential emissions (include dates of any stack tests conducted, versions of software used, source and dates of emission factors, etc.).

Emissions from this Emission Group are assigned to the major emitting process equipment. Emissions are calculated assuming 8760 hours of operation for most equipment. Emergency equipment emissions are based on 500 hours per year. Highest emitting products were chosen for each emission group, utilizing MON MACT standard batch requirements when appropriate. For tanks the highest throughput in the last three years was increased three times. This was the basis for the PTE. Emissions were calculated using ChemCAD, Essential EHS, Emission Master and/or other appropriate emission estimation models or calculation methodologies (USEPA's TANKS 4.0, WATER9, etc.). Methods take into account stack test results as appropriate.

Applicable Requirements ***R-104***

List all applicable requirements for this emission unit. For each applicable requirement, include the underlying rule/regulation citation and/or construction permit with the condition number. (*Note: Title V permit condition numbers alone are not the underlying applicable requirements*). If an emission limit is calculated based on the type of source and design capacity or if a standard is based on a design parameter, this information should also be included.

Emission Limits - 4.1.1, 4.1.20, 4.1.21, 4.1.22, ; 45CSR13 Permit R13-2338 4.1.1, ; 45CSR34, ; 40CFR63 Subpart FFFF,

Opacity Limits - NA

Operational Limits - 4.1.4, 4.1.23, 4.1.24, 4.1.25, 4.1.26, ; 45CSR13 Permit R13-2338 4.1.4,; 45CSR34 , ; 40CFR63 Subpart FFFF,

X Permit Shield

For all applicable requirements listed above, provide monitoring/testing/recordkeeping/reporting which shall be used to demonstrate compliance. If the method is based on a permit or rule, include the condition number or citation. (Note: Each requirement listed above must have an associated method of demonstrating compliance. If there is not already a required method in place, then a method must be proposed.)

Emission Limits - 4.1.7, 4.5.1, 4.4.3, 4.4.4; 45CSR13 Permit R13-2338 4.1.7, 4.5.1, 4.4.4, 4.4.5;

Opacity Limits - NA;

Operational Limits - 4.5.5,4.5.3, 4.1.10, ; 45CSR13 Permit R13-2338 4.1.22,4.5.3, 4.5.5, ; 45CSR34,; 40CFR63 Subpart FFFF,

Are you in compliance with all applicable requirements for this emission unit? X Yes ___No

If no, complete the **Schedule of Compliance Form** as **ATTACHMENT F**.

ATTACHMENT E - Emission Unit Form

Emission Unit Description		*Emission Group 134*
Emission unit ID number: R-106	**Emission unit name:** Reactor	**List any control devices associated with this emission unit:** S-257
Provide a description of the emission unit (type, method of operation, design parameters, etc.): Reactor		
Manufacturer: In House	**Model number:** NA	**Serial number:** NA
Construction date:	**Installation date:**	**Modification date(s):**
Design Capacity (examples: furnaces - tons/hr, tanks - gallons):		
Maximum Hourly Throughput: See Potential Emissions estimation method	**Maximum Annual Throughput:**	**Maximum Operating Schedule:** 8760
Fuel Usage Data **(fill out all applicable fields)**		
Does this emission unit combust fuel? ___ Yes ___X No		**If yes, is it?** ___ Indirect Fired ___ Direct Fired
Maximum design heat input and/or maximum horsepower rating:		**Type and Btu/hr rating of burners:**
List the primary fuel type(s) and if applicable, the secondary fuel type(s). For each fuel type listed, provide the maximum hourly and annual fuel usage for each.		

Describe each fuel expected to be used during the term of the permit.

Fuel Type	Max. Sulfur Content	Max. Ash Content	BTU Value

Emissions Data ***R-106***

Criteria Pollutants	Potential Emissions	
	PPH	TPY
Carbon Monoxide (CO)		
Nitrogen Oxides (NO_X)		
Lead (Pb)		
Particulate Matter ($PM_{2.5}$)		
Particulate Matter (PM_{10})		
Total Particulate Matter (TSP)		
Sulfur Dioxide (SO_2)		
Volatile Organic Compounds (VOC)	0.16	0.70

Hazardous Air Pollutants	Potential Emissions	
	PPH	TPY
Toluene	0.02	0.10

Regulated Pollutants other than Criteria and HAP	Potential Emissions	
	PPH	TPY

List the method(s) used to calculate the potential emissions (include dates of any stack tests conducted, versions of software used, source and dates of emission factors, etc.).

Emissions from this Emission Group are assigned to the major emitting process equipment. Emissions are calculated assuming 8760 hours of operation for most equipment. Emergency equipment emissions are based on 500 hours per year. Highest emitting products were chosen for each emission group, utilizing MON MACT standard batch requirements when appropriate. For tanks the highest throughput in the last three years was increased three times. This was the basis for the PTE. Emissions were calculated using ChemCAD, Essential EHS, Emission Master and/or other appropriate emission estimation models or calculation methodologies (USEPA's TANKS 4.0, WATER9, etc.). Methods take into account stack test results as appropriate.

Applicable Requirements ***R-106***

List all applicable requirements for this emission unit. For each applicable requirement, include the underlying rule/regulation citation and/or construction permit with the condition number. (*Note: Title V permit condition numbers alone are not the underlying applicable requirements*). If an emission limit is calculated based on the type of source and design capacity or if a standard is based on a design parameter, this information should also be included.

Emission Limits - 4.1.1, 4.1.20, 4.1.21, 4.1.22, ; 45CSR13 Permit R13-2338 4.1.1, ; 45CSR34, ; 40CFR63 Subpart FFFF,

Opacity Limits - NA

Operational Limits - 4.1.4, 4.1.23, 4.1.24, 4.1.25, 4.1.26, ; 45CSR13 Permit R13-2338 4.1.4,; 45CSR34 , ; 40CFR63 Subpart FFFF,

X Permit Shield

For all applicable requirements listed above, provide monitoring/testing/recordkeeping/reporting which shall be used to demonstrate compliance. If the method is based on a permit or rule, include the condition number or citation. (Note: Each requirement listed above must have an associated method of demonstrating compliance. If there is not already a required method in place, then a method must be proposed.)

Emission Limits - 4.1.7, 4.5.1, 4.4.3, 4.4.4; 45CSR13 Permit R13-2338 4.1.7, 4.5.1, 4.4.4, 4.4.5;

Opacity Limits - NA;

Operational Limits - 4.5.5,4.5.3, 4.1.10, ; 45CSR13 Permit R13-2338 4.1.22,4.5.3, 4.5.5, ; 45CSR34,; 40CFR63 Subpart FFFF,

Are you in compliance with all applicable requirements for this emission unit? X Yes ___No

If no, complete the **Schedule of Compliance Form** as **ATTACHMENT F**.

ATTACHMENT E - Emission Unit Form

Emission Unit Description		*Emission Group 134*
Emission unit ID number: S-253	**Emission unit name:** Stripper	**List any control devices associated with this emission unit:** S-260
Provide a description of the emission unit (type, method of operation, design parameters, etc.): Stripper		
Manufacturer: In House	**Model number:** NA	**Serial number:** NA
Construction date:	**Installation date:**	**Modification date(s):**
Design Capacity (examples: furnaces - tons/hr, tanks - gallons):		
Maximum Hourly Throughput: See Potential Emissions estimation method	**Maximum Annual Throughput:**	**Maximum Operating Schedule:** 8760
Fuel Usage Data **(fill out all applicable fields)**		
Does this emission unit combust fuel? ___ Yes ___X No		**If yes, is it?** ___ Indirect Fired ___ Direct Fired
Maximum design heat input and/or maximum horsepower rating:		**Type and Btu/hr rating of burners:**
List the primary fuel type(s) and if applicable, the secondary fuel type(s). For each fuel type listed, provide the maximum hourly and annual fuel usage for each.		

Describe each fuel expected to be used during the term of the permit.

Fuel Type	Max. Sulfur Content	Max. Ash Content	BTU Value

Emissions Data	***S-253***	
Criteria Pollutants	Potential Emissions	
	PPH	TPY
Carbon Monoxide (CO)		
Nitrogen Oxides (NO_X)		
Lead (Pb)		
Particulate Matter ($PM_{2.5}$)		
Particulate Matter (PM_{10})		
Total Particulate Matter (TSP)		
Sulfur Dioxide (SO_2)		
Volatile Organic Compounds (VOC)		
Hazardous Air Pollutants	Potential Emissions	
	PPH	TPY
Regulated Pollutants other than Criteria and HAP	Potential Emissions	
	PPH	TPY

List the method(s) used to calculate the potential emissions (include dates of any stack tests conducted, versions of software used, source and dates of emission factors, etc.).

Emissions from this Emission Group are assigned to the major emitting process equipment. Emissions are calculated assuming 8760 hours of operation for most equipment. Emergency equipment emissions are based on 500 hours per year. Highest emitting products were chosen for each emission group, utilizing MON MACT standard batch requirements when appropriate. For tanks the highest throughput in the last three years was increased three times. This was the basis for the PTE. Emissions were calculated using ChemCAD, Essential EHS, Emission Master and/or other appropriate emission estimation models or calculation methodologies (USEPA's TANKS 4.0, WATER9, etc.). Methods take into account stack test results as appropriate.

Applicable Requirements ***S-253***

List all applicable requirements for this emission unit. For each applicable requirement, include the underlying rule/regulation citation and/or construction permit with the condition number. (*Note: Title V permit condition numbers alone are not the underlying applicable requirements*). If an emission limit is calculated based on the type of source and design capacity or if a standard is based on a design parameter, this information should also be included.

Emission Limits - 4.1.1, 4.1.20, 4.1.21, 4.1.22, ; 45CSR13 Permit R13-2338 4.1.1, ; 45CSR34, ; 40CFR63 Subpart FFFF,

Opacity Limits - NA

Operational Limits - 4.1.4, 4.1.23, 4.1.24, 4.1.25, 4.1.26, ; 45CSR13 Permit R13-2338 4.1.4,; 45CSR34 , ; 40CFR63 Subpart FFFF,

X Permit Shield

For all applicable requirements listed above, provide monitoring/testing/recordkeeping/reporting which shall be used to demonstrate compliance. If the method is based on a permit or rule, include the condition number or citation. (Note: Each requirement listed above must have an associated method of demonstrating compliance. If there is not already a required method in place, then a method must be proposed.)

Emission Limits - 4.1.7, 4.5.1, 4.4.3, 4.4.4; 45CSR13 Permit R13-2338 4.1.7, 4.5.1, 4.4.4, 4.4.5;

Opacity Limits - NA;

Operational Limits - 4.5.5,4.5.3, 4.1.10, ; 45CSR13 Permit R13-2338 4.1.22,4.5.3, 4.5.5, ; 45CSR34,; 40CFR63 Subpart FFFF,

Are you in compliance with all applicable requirements for this emission unit? X Yes ___No

If no, complete the **Schedule of Compliance Form** as **ATTACHMENT F**.

ATTACHMENT E - Emission Unit Form

Emission Unit Description		*Emission Group 134*
Emission unit ID number: T-1944	**Emission unit name:** Tank	**List any control devices associated with this emission unit:** S-257

Provide a description of the emission unit (type, method of operation, design parameters, etc.):

Tank

Manufacturer:	**Model number:**	**Serial number:**
In House	NA	NA
Construction date: 2000	**Installation date:**	**Modification date(s):**

Design Capacity (examples: furnaces - tons/hr, tanks - gallons):

<20,000

Maximum Hourly Throughput:	**Maximum Annual Throughput:**	**Maximum Operating Schedule:**
See Potential Emissions estimation method		8760

Fuel Usage Data **(fill out all applicable fields)**

Does this emission unit combust fuel? ___ Yes ___X No	**If yes, is it?** ___ Indirect Fired ___ Direct Fired
Maximum design heat input and/or maximum horsepower rating:	**Type and Btu/hr rating of burners:**

List the primary fuel type(s) and if applicable, the secondary fuel type(s). For each fuel type listed, provide the maximum hourly and annual fuel usage for each.

Describe each fuel expected to be used during the term of the permit.

Fuel Type	Max. Sulfur Content	Max. Ash Content	BTU Value

Emissions Data ***T-1944***

Criteria Pollutants	Potential Emissions	
	PPH	TPY
Carbon Monoxide (CO)		
Nitrogen Oxides (NO_X)		
Lead (Pb)		
Particulate Matter ($PM_{2.5}$)		
Particulate Matter (PM_{10})		
Total Particulate Matter (TSP)		
Sulfur Dioxide (SO_2)		
Volatile Organic Compounds (VOC)		

Hazardous Air Pollutants	Potential Emissions	
	PPH	TPY

Regulated Pollutants other than Criteria and HAP	Potential Emissions	
	PPH	TPY

List the method(s) used to calculate the potential emissions (include dates of any stack tests conducted, versions of software used, source and dates of emission factors, etc.).

Emissions from this Emission Group are assigned to the major emitting process equipment. Emissions are calculated assuming 8760 hours of operation for most equipment. Emergency equipment emissions are based on 500 hours per year. Highest emitting products were chosen for each emission group, utilizing MON MACT standard batch requirements when appropriate. For tanks the highest throughput in the last three years was increased three times. This was the basis for the PTE. Emissions were calculated using ChemCAD, Essential EHS, Emission Master and/or other appropriate emission estimation models or calculation methodologies (USEPA's TANKS 4.0, WATER9, etc.). Methods take into account stack test results as appropriate.

Applicable Requirements ***T-1944***

List all applicable requirements for this emission unit. For each applicable requirement, include the underlying rule/regulation citation and/or construction permit with the condition number. (*Note: Title V permit condition numbers alone are not the underlying applicable requirements*). If an emission limit is calculated based on the type of source and design capacity or if a standard is based on a design parameter, this information should also be included.

Emission Limits - 4.1.1, 4.1.20, 4.1.21, 4.1.22, ; 45CSR13 Permit R13-2338 4.1.1, ; 45CSR34, ; 40CFR63 Subpart FFFF,

Opacity Limits - NA

Operational Limits - 4.1.4, 4.1.23, 4.1.24, 4.1.25, 4.1.26, ; 45CSR13 Permit R13-2338 4.1.4,; 45CSR34 , ; 40CFR63 Subpart FFFF,

X Permit Shield

For all applicable requirements listed above, provide monitoring/testing/recordkeeping/reporting which shall be used to demonstrate compliance. If the method is based on a permit or rule, include the condition number or citation. (Note: Each requirement listed above must have an associated method of demonstrating compliance. If there is not already a required method in place, then a method must be proposed.)

Emission Limits - 4.1.7, 4.5.1, 4.4.3, 4.4.4; 45CSR13 Permit R13-2338 4.1.7, 4.5.1, 4.4.4, 4.4.5;

Opacity Limits - NA;

Operational Limits - 4.5.5,4.5.3, 4.1.10, ; 45CSR13 Permit R13-2338 4.1.22,4.5.3, 4.5.5, ; 45CSR34,; 40CFR63 Subpart FFFF,

Are you in compliance with all applicable requirements for this emission unit? X Yes ___No

If no, complete the **Schedule of Compliance Form** as **ATTACHMENT F**.

ATTACHMENT E - Emission Unit Form

Emission Unit Description		*Emission Group 134*
Emission unit ID number: T-1945	**Emission unit name:** Tank	**List any control devices associated with this emission unit:** S-257

Provide a description of the emission unit (type, method of operation, design parameters, etc.):

Tank

Manufacturer: In House	**Model number:** NA	**Serial number:** NA
Construction date: 2000	**Installation date:**	**Modification date(s):**

Design Capacity (examples: furnaces - tons/hr, tanks - gallons):

<20,000

Maximum Hourly Throughput: See Potential Emissions estimation method	**Maximum Annual Throughput:**	**Maximum Operating Schedule:** 8760

Fuel Usage Data **(fill out all applicable fields)**

Does this emission unit combust fuel? ___ Yes ___X No	**If yes, is it?** ___ Indirect Fired ___ Direct Fired
Maximum design heat input and/or maximum horsepower rating:	**Type and Btu/hr rating of burners:**

List the primary fuel type(s) and if applicable, the secondary fuel type(s). For each fuel type listed, provide the maximum hourly and annual fuel usage for each.

Describe each fuel expected to be used during the term of the permit.

Fuel Type	Max. Sulfur Content	Max. Ash Content	BTU Value

Emissions Data ***T-1945***

Criteria Pollutants	Potential Emissions	
	PPH	TPY
Carbon Monoxide (CO)		
Nitrogen Oxides (NO_X)		
Lead (Pb)		
Particulate Matter ($PM_{2.5}$)		
Particulate Matter (PM_{10})		
Total Particulate Matter (TSP)		
Sulfur Dioxide (SO_2)		
Volatile Organic Compounds (VOC)		

Hazardous Air Pollutants	Potential Emissions	
	PPH	TPY

Regulated Pollutants other than Criteria and HAP	Potential Emissions	
	PPH	TPY

List the method(s) used to calculate the potential emissions (include dates of any stack tests conducted, versions of software used, source and dates of emission factors, etc.).

Emissions from this Emission Group are assigned to the major emitting process equipment. Emissions are calculated assuming 8760 hours of operation for most equipment. Emergency equipment emissions are based on 500 hours per year. Highest emitting products were chosen for each emission group, utilizing MON MACT standard batch requirements when appropriate. For tanks the highest throughput in the last three years was increased three times. This was the basis for the PTE. Emissions were calculated using ChemCAD, Essential EHS, Emission Master and/or other appropriate emission estimation models or calculation methodologies (USEPA's TANKS 4.0, WATER9, etc.). Methods take into account stack test results as appropriate.

Applicable Requirements ***T-1945***

List all applicable requirements for this emission unit. For each applicable requirement, include the underlying rule/regulation citation and/or construction permit with the condition number. (*Note: Title V permit condition numbers alone are not the underlying applicable requirements*). If an emission limit is calculated based on the type of source and design capacity or if a standard is based on a design parameter, this information should also be included.

Emission Limits - 4.1.1, 4.1.20, 4.1.21, 4.1.22, ; 45CSR13 Permit R13-2338 4.1.1, ; 45CSR34, ; 40CFR63 Subpart FFFF,

Opacity Limits - NA

Operational Limits - 4.1.4, 4.1.23, 4.1.24, 4.1.25, 4.1.26, ; 45CSR13 Permit R13-2338 4.1.4,; 45CSR34 , ; 40CFR63 Subpart FFFF,

X Permit Shield

For all applicable requirements listed above, provide monitoring/testing/recordkeeping/reporting which shall be used to demonstrate compliance. If the method is based on a permit or rule, include the condition number or citation. (Note: Each requirement listed above must have an associated method of demonstrating compliance. If there is not already a required method in place, then a method must be proposed.)

Emission Limits - 4.1.7, 4.5.1, 4.4.3, 4.4.4; 45CSR13 Permit R13-2338 4.1.7, 4.5.1, 4.4.4, 4.4.5;

Opacity Limits - NA;

Operational Limits - 4.5.5,4.5.3, 4.1.10, ; 45CSR13 Permit R13-2338 4.1.22,4.5.3, 4.5.5, ; 45CSR34,; 40CFR63 Subpart FFFF,

Are you in compliance with all applicable requirements for this emission unit? X Yes ___No

If no, complete the **Schedule of Compliance Form** as **ATTACHMENT F**.

ATTACHMENT E - Emission Unit Form

Emission Unit Description		*Emission Group 134*
Emission unit ID number: T-1946	**Emission unit name:** Tank	**List any control devices associated with this emission unit:** S-257

Provide a description of the emission unit (type, method of operation, design parameters, etc.):

Tank

Manufacturer:	**Model number:**	**Serial number:**
In House	NA	NA
Construction date: 2000	**Installation date:**	**Modification date(s):**

Design Capacity (examples: furnaces - tons/hr, tanks - gallons):

<20,000

Maximum Hourly Throughput:	**Maximum Annual Throughput:**	**Maximum Operating Schedule:**
See Potential Emissions estimation method		8760

Fuel Usage Data **(fill out all applicable fields)**

Does this emission unit combust fuel? ___ Yes ___X No	**If yes, is it?** ___ Indirect Fired ___ Direct Fired
Maximum design heat input and/or maximum horsepower rating:	**Type and Btu/hr rating of burners:**

List the primary fuel type(s) and if applicable, the secondary fuel type(s). For each fuel type listed, provide the maximum hourly and annual fuel usage for each.

Describe each fuel expected to be used during the term of the permit.

Fuel Type	Max. Sulfur Content	Max. Ash Content	BTU Value

Emissions Data	***T-1946***	
Criteria Pollutants	Potential Emissions	
	PPH	TPY
Carbon Monoxide (CO)		
Nitrogen Oxides (NO_X)		
Lead (Pb)		
Particulate Matter ($PM_{2.5}$)		
Particulate Matter (PM_{10})		
Total Particulate Matter (TSP)		
Sulfur Dioxide (SO_2)		
Volatile Organic Compounds (VOC)		
Hazardous Air Pollutants	Potential Emissions	
	PPH	TPY
Regulated Pollutants other than Criteria and HAP	Potential Emissions	
	PPH	TPY

List the method(s) used to calculate the potential emissions (include dates of any stack tests conducted, versions of software used, source and dates of emission factors, etc.).

Emissions from this Emission Group are assigned to the major emitting process equipment. Emissions are calculated assuming 8760 hours of operation for most equipment. Emergency equipment emissions are based on 500 hours per year. Highest emitting products were chosen for each emission group, utilizing MON MACT standard batch requirements when appropriate. For tanks the highest throughput in the last three years was increased three times. This was the basis for the PTE. Emissions were calculated using ChemCAD, Essential EHS, Emission Master and/or other appropriate emission estimation models or calculation methodologies (USEPA's TANKS 4.0, WATER9, etc.). Methods take into account stack test results as appropriate.

Applicable Requirements ***T-1946***

List all applicable requirements for this emission unit. For each applicable requirement, include the underlying rule/regulation citation and/or construction permit with the condition number. (*Note: Title V permit condition numbers alone are not the underlying applicable requirements*). If an emission limit is calculated based on the type of source and design capacity or if a standard is based on a design parameter, this information should also be included.

Emission Limits - 4.1.1, 4.1.20, 4.1.21, 4.1.22, ; 45CSR13 Permit R13-2338 4.1.1, ; 45CSR34, ; 40CFR63 Subpart FFFF,

Opacity Limits - NA

Operational Limits - 4.1.4, 4.1.23, 4.1.24, 4.1.25, 4.1.26, ; 45CSR13 Permit R13-2338 4.1.4,; 45CSR34 , ; 40CFR63 Subpart FFFF,

X Permit Shield

For all applicable requirements listed above, provide monitoring/testing/recordkeeping/reporting which shall be used to demonstrate compliance. If the method is based on a permit or rule, include the condition number or citation. (Note: Each requirement listed above must have an associated method of demonstrating compliance. If there is not already a required method in place, then a method must be proposed.)

Emission Limits - 4.1.7, 4.5.1, 4.4.3, 4.4.4; 45CSR13 Permit R13-2338 4.1.7, 4.5.1, 4.4.4, 4.4.5;

Opacity Limits - NA;

Operational Limits - 4.5.5,4.5.3, 4.1.10, ; 45CSR13 Permit R13-2338 4.1.22,4.5.3, 4.5.5, ; 45CSR34,; 40CFR63 Subpart FFFF,

Are you in compliance with all applicable requirements for this emission unit? X Yes ___No

If no, complete the **Schedule of Compliance Form** as **ATTACHMENT F**.

ATTACHMENT E - Emission Unit Form

Emission Unit Description		*Emission Group 134*
Emission unit ID number: T-1947	**Emission unit name:** Tank	**List any control devices associated with this emission unit:** S-257

Provide a description of the emission unit (type, method of operation, design parameters, etc.):

Tank

Manufacturer:	**Model number:**	**Serial number:**
In House	NA	NA
Construction date: 2000	**Installation date:**	**Modification date(s):**

Design Capacity (examples: furnaces - tons/hr, tanks - gallons):

<20,000

Maximum Hourly Throughput:	**Maximum Annual Throughput:**	**Maximum Operating Schedule:**
See Potential Emissions estimation method		8760

Fuel Usage Data **(fill out all applicable fields)**

Does this emission unit combust fuel? ___ Yes ___X No	**If yes, is it?** ___ Indirect Fired ___ Direct Fired
Maximum design heat input and/or maximum horsepower rating:	**Type and Btu/hr rating of burners:**

List the primary fuel type(s) and if applicable, the secondary fuel type(s). For each fuel type listed, provide the maximum hourly and annual fuel usage for each.

Describe each fuel expected to be used during the term of the permit.

Fuel Type	Max. Sulfur Content	Max. Ash Content	BTU Value

Emissions Data ***T-1947***

Criteria Pollutants	Potential Emissions	
	PPH	TPY
Carbon Monoxide (CO)		
Nitrogen Oxides (NO_X)		
Lead (Pb)		
Particulate Matter ($PM_{2.5}$)		
Particulate Matter (PM_{10})		
Total Particulate Matter (TSP)		
Sulfur Dioxide (SO_2)		
Volatile Organic Compounds (VOC)		

Hazardous Air Pollutants	Potential Emissions	
	PPH	TPY

Regulated Pollutants other than Criteria and HAP	Potential Emissions	
	PPH	TPY

List the method(s) used to calculate the potential emissions (include dates of any stack tests conducted, versions of software used, source and dates of emission factors, etc.).

Emissions from this Emission Group are assigned to the major emitting process equipment. Emissions are calculated assuming 8760 hours of operation for most equipment. Emergency equipment emissions are based on 500 hours per year. Highest emitting products were chosen for each emission group, utilizing MON MACT standard batch requirements when appropriate. For tanks the highest throughput in the last three years was increased three times. This was the basis for the PTE. Emissions were calculated using ChemCAD, Essential EHS, Emission Master and/or other appropriate emission estimation models or calculation methodologies (USEPA's TANKS 4.0, WATER9, etc.). Methods take into account stack test results as appropriate.

Applicable Requirements ***T-1947***

List all applicable requirements for this emission unit. For each applicable requirement, include the underlying rule/regulation citation and/or construction permit with the condition number. (*Note: Title V permit condition numbers alone are not the underlying applicable requirements*). If an emission limit is calculated based on the type of source and design capacity or if a standard is based on a design parameter, this information should also be included.

Emission Limits - 4.1.1, 4.1.20, 4.1.21, 4.1.22, ; 45CSR13 Permit R13-2338 4.1.1, ; 45CSR34, ; 40CFR63 Subpart FFFF,

Opacity Limits - NA

Operational Limits - 4.1.4, 4.1.23, 4.1.24, 4.1.25, 4.1.26, ; 45CSR13 Permit R13-2338 4.1.4,; 45CSR34 , ; 40CFR63 Subpart FFFF,

X Permit Shield

For all applicable requirements listed above, provide monitoring/testing/recordkeeping/reporting which shall be used to demonstrate compliance. If the method is based on a permit or rule, include the condition number or citation. (Note: Each requirement listed above must have an associated method of demonstrating compliance. If there is not already a required method in place, then a method must be proposed.)

Emission Limits - 4.1.7, 4.5.1, 4.4.3, 4.4.4; 45CSR13 Permit R13-2338 4.1.7, 4.5.1, 4.4.4, 4.4.5;

Opacity Limits - NA;

Operational Limits - 4.5.5,4.5.3, 4.1.10, ; 45CSR13 Permit R13-2338 4.1.22,4.5.3, 4.5.5, ; 45CSR34,; 40CFR63 Subpart FFFF,

Are you in compliance with all applicable requirements for this emission unit? X Yes ___No

If no, complete the **Schedule of Compliance Form** as **ATTACHMENT F**.

ATTACHMENT E - Emission Unit Form

Emission Unit Description		*Emission Group 134*
Emission unit ID number: T-1948	**Emission unit name:** Tank	**List any control devices associated with this emission unit:** S-257

Provide a description of the emission unit (type, method of operation, design parameters, etc.):

Tank

Manufacturer:	**Model number:**	**Serial number:**
In House	NA	NA
Construction date: 2000	**Installation date:**	**Modification date(s):**

Design Capacity (examples: furnaces - tons/hr, tanks - gallons):

<20,000

Maximum Hourly Throughput:	**Maximum Annual Throughput:**	**Maximum Operating Schedule:**
See Potential Emissions estimation method		8760

Fuel Usage Data **(fill out all applicable fields)**

Does this emission unit combust fuel? ___ Yes ___X No	**If yes, is it?** ___ Indirect Fired ___ Direct Fired
Maximum design heat input and/or maximum horsepower rating:	**Type and Btu/hr rating of burners:**

List the primary fuel type(s) and if applicable, the secondary fuel type(s). For each fuel type listed, provide the maximum hourly and annual fuel usage for each.

Describe each fuel expected to be used during the term of the permit.

Fuel Type	Max. Sulfur Content	Max. Ash Content	BTU Value

Emissions Data	***T-1948***	
Criteria Pollutants	Potential Emissions	
	PPH	TPY
Carbon Monoxide (CO)		
Nitrogen Oxides (NO_X)		
Lead (Pb)		
Particulate Matter ($PM_{2.5}$)		
Particulate Matter (PM_{10})		
Total Particulate Matter (TSP)		
Sulfur Dioxide (SO_2)		
Volatile Organic Compounds (VOC)		
Hazardous Air Pollutants	Potential Emissions	
	PPH	TPY
Regulated Pollutants other than Criteria and HAP	Potential Emissions	
	PPH	TPY

List the method(s) used to calculate the potential emissions (include dates of any stack tests conducted, versions of software used, source and dates of emission factors, etc.).

Emissions from this Emission Group are assigned to the major emitting process equipment. Emissions are calculated assuming 8760 hours of operation for most equipment. Emergency equipment emissions are based on 500 hours per year. Highest emitting products were chosen for each emission group, utilizing MON MACT standard batch requirements when appropriate. For tanks the highest throughput in the last three years was increased three times. This was the basis for the PTE. Emissions were calculated using ChemCAD, Essential EHS, Emission Master and/or other appropriate emission estimation models or calculation methodologies (USEPA's TANKS 4.0, WATER9, etc.). Methods take into account stack test results as appropriate.

Applicable Requirements ***T-1948***

List all applicable requirements for this emission unit. For each applicable requirement, include the underlying rule/regulation citation and/or construction permit with the condition number. (*Note: Title V permit condition numbers alone are not the underlying applicable requirements*). If an emission limit is calculated based on the type of source and design capacity or if a standard is based on a design parameter, this information should also be included.

Emission Limits - 4.1.1, 4.1.20, 4.1.21, 4.1.22, ; 45CSR13 Permit R13-2338 4.1.1, ; 45CSR34, ; 40CFR63 Subpart FFFF,

Opacity Limits - NA

Operational Limits - 4.1.4, 4.1.23, 4.1.24, 4.1.25, 4.1.26, ; 45CSR13 Permit R13-2338 4.1.4,; 45CSR34 , ; 40CFR63 Subpart FFFF,

X Permit Shield

For all applicable requirements listed above, provide monitoring/testing/recordkeeping/reporting which shall be used to demonstrate compliance. If the method is based on a permit or rule, include the condition number or citation. (Note: Each requirement listed above must have an associated method of demonstrating compliance. If there is not already a required method in place, then a method must be proposed.)

Emission Limits - 4.1.7, 4.5.1, 4.4.3, 4.4.4; 45CSR13 Permit R13-2338 4.1.7, 4.5.1, 4.4.4, 4.4.5;

Opacity Limits - NA;

Operational Limits - 4.5.5,4.5.3, 4.1.10, ; 45CSR13 Permit R13-2338 4.1.22,4.5.3, 4.5.5, ; 45CSR34,; 40CFR63 Subpart FFFF,

Are you in compliance with all applicable requirements for this emission unit? X Yes ___No

If no, complete the **Schedule of Compliance Form** as **ATTACHMENT F**.

ATTACHMENT E - Emission Unit Form

Emission Unit Description		*Emission Group 134*
Emission unit ID number: T-1950	**Emission unit name:** Tank	**List any control devices associated with this emission unit:** S-257

Provide a description of the emission unit (type, method of operation, design parameters, etc.):

Tank

Manufacturer: In House	**Model number:** NA	**Serial number:** NA
Construction date: 2000	**Installation date:**	**Modification date(s):**

Design Capacity (examples: furnaces - tons/hr, tanks - gallons):

<20,000

Maximum Hourly Throughput: See Potential Emissions estimation method	**Maximum Annual Throughput:**	**Maximum Operating Schedule:** 8760

Fuel Usage Data **(fill out all applicable fields)**

Does this emission unit combust fuel? ___ Yes ___X No	**If yes, is it?** ___ Indirect Fired ___ Direct Fired
Maximum design heat input and/or maximum horsepower rating:	**Type and Btu/hr rating of burners:**

List the primary fuel type(s) and if applicable, the secondary fuel type(s). For each fuel type listed, provide the maximum hourly and annual fuel usage for each.

Describe each fuel expected to be used during the term of the permit.

Fuel Type	Max. Sulfur Content	Max. Ash Content	BTU Value

Emissions Data	***T-1950***	
Criteria Pollutants	Potential Emissions	
	PPH	TPY
Carbon Monoxide (CO)		
Nitrogen Oxides (NO_X)		
Lead (Pb)		
Particulate Matter ($PM_{2.5}$)		
Particulate Matter (PM_{10})		
Total Particulate Matter (TSP)		
Sulfur Dioxide (SO_2)		
Volatile Organic Compounds (VOC)		
Hazardous Air Pollutants	Potential Emissions	
	PPH	TPY
Regulated Pollutants other than Criteria and HAP	Potential Emissions	
	PPH	TPY

List the method(s) used to calculate the potential emissions (include dates of any stack tests conducted, versions of software used, source and dates of emission factors, etc.).

Emissions from this Emission Group are assigned to the major emitting process equipment. Emissions are calculated assuming 8760 hours of operation for most equipment. Emergency equipment emissions are based on 500 hours per year. Highest emitting products were chosen for each emission group, utilizing MON MACT standard batch requirements when appropriate. For tanks the highest throughput in the last three years was increased three times. This was the basis for the PTE. Emissions were calculated using ChemCAD, Essential EHS, Emission Master and/or other appropriate emission estimation models or calculation methodologies (USEPA's TANKS 4.0, WATER9, etc.). Methods take into account stack test results as appropriate.

Applicable Requirements ***T-1950***

List all applicable requirements for this emission unit. For each applicable requirement, include the underlying rule/regulation citation and/or construction permit with the condition number. (*Note: Title V permit condition numbers alone are not the underlying applicable requirements*). If an emission limit is calculated based on the type of source and design capacity or if a standard is based on a design parameter, this information should also be included.

Emission Limits - 4.1.1, 4.1.20, 4.1.21, 4.1.22, ; 45CSR13 Permit R13-2338 4.1.1, ; 45CSR34, ; 40CFR63 Subpart FFFF,

Opacity Limits - NA

Operational Limits - 4.1.4, 4.1.23, 4.1.24, 4.1.25, 4.1.26, ; 45CSR13 Permit R13-2338 4.1.4,; 45CSR34 , ; 40CFR63 Subpart FFFF,

X Permit Shield

For all applicable requirements listed above, provide monitoring/testing/recordkeeping/reporting which shall be used to demonstrate compliance. If the method is based on a permit or rule, include the condition number or citation. (Note: Each requirement listed above must have an associated method of demonstrating compliance. If there is not already a required method in place, then a method must be proposed.)

Emission Limits - 4.1.7, 4.5.1, 4.4.3, 4.4.4; 45CSR13 Permit R13-2338 4.1.7, 4.5.1, 4.4.4, 4.4.5;

Opacity Limits - NA;

Operational Limits - 4.5.5,4.5.3, 4.1.10, ; 45CSR13 Permit R13-2338 4.1.22,4.5.3, 4.5.5, ; 45CSR34,; 40CFR63 Subpart FFFF,

Are you in compliance with all applicable requirements for this emission unit? X Yes ___No

If no, complete the **Schedule of Compliance Form** as **ATTACHMENT F**.

ATTACHMENT E - Emission Unit Form

Emission Unit Description		*Emission Group 134*
Emission unit ID number: T-1951	**Emission unit name:** Tank	**List any control devices associated with this emission unit:** S-257

Provide a description of the emission unit (type, method of operation, design parameters, etc.):

Tank

Manufacturer:	**Model number:**	**Serial number:**
In House	NA	NA
Construction date: 2000	**Installation date:**	**Modification date(s):**

Design Capacity (examples: furnaces - tons/hr, tanks - gallons):

<20,000

Maximum Hourly Throughput:	**Maximum Annual Throughput:**	**Maximum Operating Schedule:**
See Potential Emissions estimation method		8760

Fuel Usage Data **(fill out all applicable fields)**

Does this emission unit combust fuel? ___ Yes ___X No	**If yes, is it?** ___ Indirect Fired ___ Direct Fired
Maximum design heat input and/or maximum horsepower rating:	**Type and Btu/hr rating of burners:**

List the primary fuel type(s) and if applicable, the secondary fuel type(s). For each fuel type listed, provide the maximum hourly and annual fuel usage for each.

Describe each fuel expected to be used during the term of the permit.

Fuel Type	Max. Sulfur Content	Max. Ash Content	BTU Value

Emissions Data	***T-1951***	
Criteria Pollutants	Potential Emissions	
	PPH	TPY
Carbon Monoxide (CO)		
Nitrogen Oxides (NO_X)		
Lead (Pb)		
Particulate Matter ($PM_{2.5}$)		
Particulate Matter (PM_{10})		
Total Particulate Matter (TSP)		
Sulfur Dioxide (SO_2)		
Volatile Organic Compounds (VOC)		
Hazardous Air Pollutants	Potential Emissions	
	PPH	TPY
Regulated Pollutants other than Criteria and HAP	Potential Emissions	
	PPH	TPY

List the method(s) used to calculate the potential emissions (include dates of any stack tests conducted, versions of software used, source and dates of emission factors, etc.).

Emissions from this Emission Group are assigned to the major emitting process equipment. Emissions are calculated assuming 8760 hours of operation for most equipment. Emergency equipment emissions are based on 500 hours per year. Highest emitting products were chosen for each emission group, utilizing MON MACT standard batch requirements when appropriate. For tanks the highest throughput in the last three years was increased three times. This was the basis for the PTE. Emissions were calculated using ChemCAD, Essential EHS, Emission Master and/or other appropriate emission estimation models or calculation methodologies (USEPA's TANKS 4.0, WATER9, etc.). Methods take into account stack test results as appropriate.

Applicable Requirements ***T-1951***

List all applicable requirements for this emission unit. For each applicable requirement, include the underlying rule/regulation citation and/or construction permit with the condition number. (*Note: Title V permit condition numbers alone are not the underlying applicable requirements*). If an emission limit is calculated based on the type of source and design capacity or if a standard is based on a design parameter, this information should also be included.

Emission Limits - 4.1.1, 4.1.20, 4.1.21, 4.1.22, ; 45CSR13 Permit R13-2338 4.1.1, ; 45CSR34, ; 40CFR63 Subpart FFFF,

Opacity Limits - NA

Operational Limits - 4.1.4, 4.1.23, 4.1.24, 4.1.25, 4.1.26, ; 45CSR13 Permit R13-2338 4.1.4,; 45CSR34 , ; 40CFR63 Subpart FFFF,

X Permit Shield

For all applicable requirements listed above, provide monitoring/testing/recordkeeping/reporting which shall be used to demonstrate compliance. If the method is based on a permit or rule, include the condition number or citation. (Note: Each requirement listed above must have an associated method of demonstrating compliance. If there is not already a required method in place, then a method must be proposed.)

Emission Limits - 4.1.7, 4.5.1, 4.4.3, 4.4.4; 45CSR13 Permit R13-2338 4.1.7, 4.5.1, 4.4.4, 4.4.5;

Opacity Limits - NA;

Operational Limits - 4.5.5,4.5.3, 4.1.10, ; 45CSR13 Permit R13-2338 4.1.22,4.5.3, 4.5.5, ; 45CSR34,; 40CFR63 Subpart FFFF,

Are you in compliance with all applicable requirements for this emission unit? X Yes ___No

If no, complete the **Schedule of Compliance Form** as **ATTACHMENT F**.

ATTACHMENT E - Emission Unit Form

Emission Unit Description		*Emission Group 134*
Emission unit ID number: T-1952	**Emission unit name:** Tank	**List any control devices associated with this emission unit:** S-257
Provide a description of the emission unit (type, method of operation, design parameters, etc.): Tank		
Manufacturer: In House	**Model number:** NA	**Serial number:** NA
Construction date: 2000	**Installation date:**	**Modification date(s):**
Design Capacity (examples: furnaces - tons/hr, tanks - gallons): <20,000		
Maximum Hourly Throughput: See Potential Emissions estimation method	**Maximum Annual Throughput:**	**Maximum Operating Schedule:** 8760
Fuel Usage Data **(fill out all applicable fields)**		
Does this emission unit combust fuel? ___ Yes ___X No		**If yes, is it?** ___ Indirect Fired ___ Direct Fired
Maximum design heat input and/or maximum horsepower rating:		**Type and Btu/hr rating of burners:**
List the primary fuel type(s) and if applicable, the secondary fuel type(s). For each fuel type listed, provide the maximum hourly and annual fuel usage for each.		

Describe each fuel expected to be used during the term of the permit.

Fuel Type	Max. Sulfur Content	Max. Ash Content	BTU Value

Emissions Data	***T-1952***	
Criteria Pollutants	Potential Emissions	
	PPH	TPY
Carbon Monoxide (CO)		
Nitrogen Oxides (NO_X)		
Lead (Pb)		
Particulate Matter ($PM_{2.5}$)		
Particulate Matter (PM_{10})		
Total Particulate Matter (TSP)		
Sulfur Dioxide (SO_2)		
Volatile Organic Compounds (VOC)		
Hazardous Air Pollutants	Potential Emissions	
	PPH	TPY
Regulated Pollutants other than Criteria and HAP	Potential Emissions	
	PPH	TPY

List the method(s) used to calculate the potential emissions (include dates of any stack tests conducted, versions of software used, source and dates of emission factors, etc.).

Emissions from this Emission Group are assigned to the major emitting process equipment. Emissions are calculated assuming 8760 hours of operation for most equipment. Emergency equipment emissions are based on 500 hours per year. Highest emitting products were chosen for each emission group, utilizing MON MACT standard batch requirements when appropriate. For tanks the highest throughput in the last three years was increased three times. This was the basis for the PTE. Emissions were calculated using ChemCAD, Essential EHS, Emission Master and/or other appropriate emission estimation models or calculation methodologies (USEPA's TANKS 4.0, WATER9, etc.). Methods take into account stack test results as appropriate.

Applicable Requirements ***T-1952***

List all applicable requirements for this emission unit. For each applicable requirement, include the underlying rule/regulation citation and/or construction permit with the condition number. (*Note: Title V permit condition numbers alone are not the underlying applicable requirements*). If an emission limit is calculated based on the type of source and design capacity or if a standard is based on a design parameter, this information should also be included.

Emission Limits - 4.1.1, 4.1.20, 4.1.21, 4.1.22, ; 45CSR13 Permit R13-2338 4.1.1, ; 45CSR34, ; 40CFR63 Subpart FFFF,

Opacity Limits - NA

Operational Limits - 4.1.4, 4.1.23, 4.1.24, 4.1.25, 4.1.26, ; 45CSR13 Permit R13-2338 4.1.4,; 45CSR34 , ; 40CFR63 Subpart FFFF,

X Permit Shield

For all applicable requirements listed above, provide monitoring/testing/recordkeeping/reporting which shall be used to demonstrate compliance. If the method is based on a permit or rule, include the condition number or citation. (Note: Each requirement listed above must have an associated method of demonstrating compliance. If there is not already a required method in place, then a method must be proposed.)

Emission Limits - 4.1.7, 4.5.1, 4.4.3, 4.4.4; 45CSR13 Permit R13-2338 4.1.7, 4.5.1, 4.4.4, 4.4.5;

Opacity Limits - NA;

Operational Limits - 4.5.5,4.5.3, 4.1.10, ; 45CSR13 Permit R13-2338 4.1.22,4.5.3, 4.5.5, ; 45CSR34,; 40CFR63 Subpart FFFF,

Are you in compliance with all applicable requirements for this emission unit? X Yes ___No

If no, complete the **Schedule of Compliance Form** as **ATTACHMENT F**.

ATTACHMENT E - Emission Unit Form

Emission Unit Description		*Emission Group 134*
Emission unit ID number: T-1953	**Emission unit name:** Tank	**List any control devices associated with this emission unit:** S-257

Provide a description of the emission unit (type, method of operation, design parameters, etc.):

Tank

Manufacturer:	**Model number:**	**Serial number:**
In House	NA	NA
Construction date: 2000	**Installation date:**	**Modification date(s):**

Design Capacity (examples: furnaces - tons/hr, tanks - gallons):

<20,000

Maximum Hourly Throughput:	**Maximum Annual Throughput:**	**Maximum Operating Schedule:**
See Potential Emissions estimation method		8760

Fuel Usage Data **(fill out all applicable fields)**

Does this emission unit combust fuel? ___ Yes ___X No	**If yes, is it?** ___ Indirect Fired ___ Direct Fired
Maximum design heat input and/or maximum horsepower rating:	**Type and Btu/hr rating of burners:**

List the primary fuel type(s) and if applicable, the secondary fuel type(s). For each fuel type listed, provide the maximum hourly and annual fuel usage for each.

Describe each fuel expected to be used during the term of the permit.

Fuel Type	Max. Sulfur Content	Max. Ash Content	BTU Value

Emissions Data	***T-1953***	
Criteria Pollutants	Potential Emissions	
	PPH	TPY
Carbon Monoxide (CO)		
Nitrogen Oxides (NO_X)		
Lead (Pb)		
Particulate Matter ($PM_{2.5}$)		
Particulate Matter (PM_{10})		
Total Particulate Matter (TSP)		
Sulfur Dioxide (SO_2)		
Volatile Organic Compounds (VOC)		
Hazardous Air Pollutants	Potential Emissions	
	PPH	TPY
Regulated Pollutants other than Criteria and HAP	Potential Emissions	
	PPH	TPY

List the method(s) used to calculate the potential emissions (include dates of any stack tests conducted, versions of software used, source and dates of emission factors, etc.).

Emissions from this Emission Group are assigned to the major emitting process equipment. Emissions are calculated assuming 8760 hours of operation for most equipment. Emergency equipment emissions are based on 500 hours per year. Highest emitting products were chosen for each emission group, utilizing MON MACT standard batch requirements when appropriate. For tanks the highest throughput in the last three years was increased three times. This was the basis for the PTE. Emissions were calculated using ChemCAD, Essential EHS, Emission Master and/or other appropriate emission estimation models or calculation methodologies (USEPA's TANKS 4.0, WATER9, etc.). Methods take into account stack test results as appropriate.

Applicable Requirements ***T-1953***

List all applicable requirements for this emission unit. For each applicable requirement, include the underlying rule/regulation citation and/or construction permit with the condition number. (*Note: Title V permit condition numbers alone are not the underlying applicable requirements*). If an emission limit is calculated based on the type of source and design capacity or if a standard is based on a design parameter, this information should also be included.

Emission Limits - 4.1.1, 4.1.20, 4.1.21, 4.1.22, ; 45CSR13 Permit R13-2338 4.1.1, ; 45CSR34, ; 40CFR63 Subpart FFFF,

Opacity Limits - NA

Operational Limits - 4.1.4, 4.1.23, 4.1.24, 4.1.25, 4.1.26, ; 45CSR13 Permit R13-2338 4.1.4,; 45CSR34 , ; 40CFR63 Subpart FFFF,

X Permit Shield

For all applicable requirements listed above, provide monitoring/testing/recordkeeping/reporting which shall be used to demonstrate compliance. If the method is based on a permit or rule, include the condition number or citation. (Note: Each requirement listed above must have an associated method of demonstrating compliance. If there is not already a required method in place, then a method must be proposed.)

Emission Limits - 4.1.7, 4.5.1, 4.4.3, 4.4.4; 45CSR13 Permit R13-2338 4.1.7, 4.5.1, 4.4.4, 4.4.5;

Opacity Limits - NA;

Operational Limits - 4.5.5,4.5.3, 4.1.10, ; 45CSR13 Permit R13-2338 4.1.22,4.5.3, 4.5.5, ; 45CSR34,; 40CFR63 Subpart FFFF,

Are you in compliance with all applicable requirements for this emission unit? X Yes ___No

If no, complete the **Schedule of Compliance Form** as **ATTACHMENT F**.

ATTACHMENT E - Emission Unit Form

Emission Unit Description		*Emission Group 134*
Emission unit ID number: T-1954	**Emission unit name:** Tank	**List any control devices associated with this emission unit:** S-257

Provide a description of the emission unit (type, method of operation, design parameters, etc.):

Tank

Manufacturer:	**Model number:**	**Serial number:**
In House	NA	NA
Construction date: 2000	**Installation date:**	**Modification date(s):**

Design Capacity (examples: furnaces - tons/hr, tanks - gallons):

<20,000

Maximum Hourly Throughput:	**Maximum Annual Throughput:**	**Maximum Operating Schedule:**
See Potential Emissions estimation method		8760

Fuel Usage Data **(fill out all applicable fields)**

Does this emission unit combust fuel? ___ Yes ___X No	**If yes, is it?** ___ Indirect Fired ___ Direct Fired
Maximum design heat input and/or maximum horsepower rating:	**Type and Btu/hr rating of burners:**

List the primary fuel type(s) and if applicable, the secondary fuel type(s). For each fuel type listed, provide the maximum hourly and annual fuel usage for each.

Describe each fuel expected to be used during the term of the permit.

Fuel Type	Max. Sulfur Content	Max. Ash Content	BTU Value

Emissions Data	***T-1954***	
Criteria Pollutants	Potential Emissions	
	PPH	TPY
Carbon Monoxide (CO)		
Nitrogen Oxides (NO_X)		
Lead (Pb)		
Particulate Matter ($PM_{2.5}$)		
Particulate Matter (PM_{10})		
Total Particulate Matter (TSP)		
Sulfur Dioxide (SO_2)		
Volatile Organic Compounds (VOC)		
Hazardous Air Pollutants	Potential Emissions	
	PPH	TPY
Regulated Pollutants other than Criteria and HAP	Potential Emissions	
	PPH	TPY

List the method(s) used to calculate the potential emissions (include dates of any stack tests conducted, versions of software used, source and dates of emission factors, etc.).

Emissions from this Emission Group are assigned to the major emitting process equipment. Emissions are calculated assuming 8760 hours of operation for most equipment. Emergency equipment emissions are based on 500 hours per year. Highest emitting products were chosen for each emission group, utilizing MON MACT standard batch requirements when appropriate. For tanks the highest throughput in the last three years was increased three times. This was the basis for the PTE. Emissions were calculated using ChemCAD, Essential EHS, Emission Master and/or other appropriate emission estimation models or calculation methodologies (USEPA's TANKS 4.0, WATER9, etc.). Methods take into account stack test results as appropriate.

Applicable Requirements ***T-1954***

List all applicable requirements for this emission unit. For each applicable requirement, include the underlying rule/regulation citation and/or construction permit with the condition number. (*Note: Title V permit condition numbers alone are not the underlying applicable requirements*). If an emission limit is calculated based on the type of source and design capacity or if a standard is based on a design parameter, this information should also be included.

Emission Limits - 4.1.1, 4.1.20, 4.1.21, 4.1.22, ; 45CSR13 Permit R13-2338 4.1.1, ; 45CSR34, ; 40CFR63 Subpart FFFF,

Opacity Limits - NA

Operational Limits - 4.1.4, 4.1.23, 4.1.24, 4.1.25, 4.1.26, ; 45CSR13 Permit R13-2338 4.1.4,; 45CSR34 , ; 40CFR63 Subpart FFFF,

X Permit Shield

For all applicable requirements listed above, provide monitoring/testing/recordkeeping/reporting which shall be used to demonstrate compliance. If the method is based on a permit or rule, include the condition number or citation. (Note: Each requirement listed above must have an associated method of demonstrating compliance. If there is not already a required method in place, then a method must be proposed.)

Emission Limits - 4.1.7, 4.5.1, 4.4.3, 4.4.4; 45CSR13 Permit R13-2338 4.1.7, 4.5.1, 4.4.4, 4.4.5;

Opacity Limits - NA;

Operational Limits - 4.5.5,4.5.3, 4.1.10, ; 45CSR13 Permit R13-2338 4.1.22,4.5.3, 4.5.5, ; 45CSR34,; 40CFR63 Subpart FFFF,

Are you in compliance with all applicable requirements for this emission unit? X Yes ___No

If no, complete the **Schedule of Compliance Form** as **ATTACHMENT F**.

ATTACHMENT E - Emission Unit Form

Emission Unit Description		*Emission Group 134*
Emission unit ID number: T-1955	**Emission unit name:** Tank	**List any control devices associated with this emission unit:** NONE

Provide a description of the emission unit (type, method of operation, design parameters, etc.):

Tank

Manufacturer:	**Model number:**	**Serial number:**
In House	NA	NA
Construction date: 2000	**Installation date:**	**Modification date(s):**

Design Capacity (examples: furnaces - tons/hr, tanks - gallons):

<20,000

Maximum Hourly Throughput:	**Maximum Annual Throughput:**	**Maximum Operating Schedule:**
See Potential Emissions estimation method		8760

Fuel Usage Data **(fill out all applicable fields)**

Does this emission unit combust fuel? ___ Yes ___X No	**If yes, is it?** ___ Indirect Fired ___ Direct Fired
Maximum design heat input and/or maximum horsepower rating:	**Type and Btu/hr rating of burners:**

List the primary fuel type(s) and if applicable, the secondary fuel type(s). For each fuel type listed, provide the maximum hourly and annual fuel usage for each.

Describe each fuel expected to be used during the term of the permit.

Fuel Type	Max. Sulfur Content	Max. Ash Content	BTU Value

Emissions Data	***T-1955***	
Criteria Pollutants	Potential Emissions	
	PPH	TPY
Carbon Monoxide (CO)		
Nitrogen Oxides (NO_X)		
Lead (Pb)		
Particulate Matter ($PM_{2.5}$)		
Particulate Matter (PM_{10})		
Total Particulate Matter (TSP)		
Sulfur Dioxide (SO_2)		
Volatile Organic Compounds (VOC)		
Hazardous Air Pollutants	Potential Emissions	
	PPH	TPY
Regulated Pollutants other than Criteria and HAP	Potential Emissions	
	PPH	TPY

List the method(s) used to calculate the potential emissions (include dates of any stack tests conducted, versions of software used, source and dates of emission factors, etc.).

Emissions from this Emission Group are assigned to the major emitting process equipment. Emissions are calculated assuming 8760 hours of operation for most equipment. Emergency equipment emissions are based on 500 hours per year. Highest emitting products were chosen for each emission group, utilizing MON MACT standard batch requirements when appropriate. For tanks the highest throughput in the last three years was increased three times. This was the basis for the PTE. Emissions were calculated using ChemCAD, Essential EHS, Emission Master and/or other appropriate emission estimation models or calculation methodologies (USEPA's TANKS 4.0, WATER9, etc.). Methods take into account stack test results as appropriate.

Applicable Requirements ***T-1955***

List all applicable requirements for this emission unit. For each applicable requirement, include the underlying rule/regulation citation and/or construction permit with the condition number. (*Note: Title V permit condition numbers alone are not the underlying applicable requirements*). If an emission limit is calculated based on the type of source and design capacity or if a standard is based on a design parameter, this information should also be included.

Emission Limits - 4.1.1, 4.1.20, 4.1.21, 4.1.22, ; 45CSR13 Permit R13-2338 4.1.1, ; 45CSR34, ; 40CFR63 Subpart FFFF,

Opacity Limits - NA

Operational Limits - 4.1.4, 4.1.23, 4.1.24, 4.1.25, 4.1.26, ; 45CSR13 Permit R13-2338 4.1.4,; 45CSR34 , ; 40CFR63 Subpart FFFF,

X Permit Shield

For all applicable requirements listed above, provide monitoring/testing/recordkeeping/reporting which shall be used to demonstrate compliance. If the method is based on a permit or rule, include the condition number or citation. (Note: Each requirement listed above must have an associated method of demonstrating compliance. If there is not already a required method in place, then a method must be proposed.)

Emission Limits - 4.1.7, 4.5.1, 4.4.3, 4.4.4; 45CSR13 Permit R13-2338 4.1.7, 4.5.1, 4.4.4, 4.4.5;

Opacity Limits - NA;

Operational Limits - 4.5.5,4.5.3, 4.1.10, ; 45CSR13 Permit R13-2338 4.1.22,4.5.3, 4.5.5, ; 45CSR34,; 40CFR63 Subpart FFFF,

Are you in compliance with all applicable requirements for this emission unit? X Yes ___No

If no, complete the **Schedule of Compliance Form** as **ATTACHMENT F**.

ATTACHMENT E - Emission Unit Form

Emission Unit Description		*Emission Group 134*
Emission unit ID number: T-1959	**Emission unit name:** Tank	**List any control devices associated with this emission unit:** S-257

Provide a description of the emission unit (type, method of operation, design parameters, etc.):

Tank

Manufacturer:	**Model number:**	**Serial number:**
In House	NA	NA
Construction date: 2000	**Installation date:**	**Modification date(s):**

Design Capacity (examples: furnaces - tons/hr, tanks - gallons):

<20,000

Maximum Hourly Throughput:	**Maximum Annual Throughput:**	**Maximum Operating Schedule:**
See Potential Emissions estimation method		8760

Fuel Usage Data **(fill out all applicable fields)**

Does this emission unit combust fuel? ___ Yes ___X No	**If yes, is it?** ___ Indirect Fired ___ Direct Fired
Maximum design heat input and/or maximum horsepower rating:	**Type and Btu/hr rating of burners:**

List the primary fuel type(s) and if applicable, the secondary fuel type(s). For each fuel type listed, provide the maximum hourly and annual fuel usage for each.

Describe each fuel expected to be used during the term of the permit.

Fuel Type	Max. Sulfur Content	Max. Ash Content	BTU Value

Emissions Data	***T-1959***	
Criteria Pollutants	Potential Emissions	
	PPH	TPY
Carbon Monoxide (CO)		
Nitrogen Oxides (NO_X)		
Lead (Pb)		
Particulate Matter ($PM_{2.5}$)		
Particulate Matter (PM_{10})		
Total Particulate Matter (TSP)		
Sulfur Dioxide (SO_2)		
Volatile Organic Compounds (VOC)		
Hazardous Air Pollutants	Potential Emissions	
	PPH	TPY
Regulated Pollutants other than Criteria and HAP	Potential Emissions	
	PPH	TPY

List the method(s) used to calculate the potential emissions (include dates of any stack tests conducted, versions of software used, source and dates of emission factors, etc.).

Emissions from this Emission Group are assigned to the major emitting process equipment. Emissions are calculated assuming 8760 hours of operation for most equipment. Emergency equipment emissions are based on 500 hours per year. Highest emitting products were chosen for each emission group, utilizing MON MACT standard batch requirements when appropriate. For tanks the highest throughput in the last three years was increased three times. This was the basis for the PTE. Emissions were calculated using ChemCAD, Essential EHS, Emission Master and/or other appropriate emission estimation models or calculation methodologies (USEPA's TANKS 4.0, WATER9, etc.). Methods take into account stack test results as appropriate.

Applicable Requirements ***T-1959***

List all applicable requirements for this emission unit. For each applicable requirement, include the underlying rule/regulation citation and/or construction permit with the condition number. (*Note: Title V permit condition numbers alone are not the underlying applicable requirements*). If an emission limit is calculated based on the type of source and design capacity or if a standard is based on a design parameter, this information should also be included.

Emission Limits - 4.1.1, 4.1.20, 4.1.21, 4.1.22, ; 45CSR13 Permit R13-2338 4.1.1, ; 45CSR34, ; 40CFR63 Subpart FFFF,

Opacity Limits - NA

Operational Limits - 4.1.4, 4.1.23, 4.1.24, 4.1.25, 4.1.26, ; 45CSR13 Permit R13-2338 4.1.4,; 45CSR34 , ; 40CFR63 Subpart FFFF,

X Permit Shield

For all applicable requirements listed above, provide monitoring/testing/recordkeeping/reporting which shall be used to demonstrate compliance. If the method is based on a permit or rule, include the condition number or citation. (Note: Each requirement listed above must have an associated method of demonstrating compliance. If there is not already a required method in place, then a method must be proposed.)

Emission Limits - 4.1.7, 4.5.1, 4.4.3, 4.4.4; 45CSR13 Permit R13-2338 4.1.7, 4.5.1, 4.4.4, 4.4.5;

Opacity Limits - NA;

Operational Limits - 4.5.5,4.5.3, 4.1.10, ; 45CSR13 Permit R13-2338 4.1.22,4.5.3, 4.5.5, ; 45CSR34,; 40CFR63 Subpart FFFF,

Are you in compliance with all applicable requirements for this emission unit? X Yes ___No

If no, complete the **Schedule of Compliance Form** as **ATTACHMENT F**.

ATTACHMENT E - Emission Unit Form

Emission Unit Description		*Emission Group 134*
Emission unit ID number: T-1960	**Emission unit name:** Tank	**List any control devices associated with this emission unit:** S-257

Provide a description of the emission unit (type, method of operation, design parameters, etc.):

Tank

Manufacturer: In House	**Model number:** NA	**Serial number:** NA
Construction date: 2000	**Installation date:**	**Modification date(s):**

Design Capacity (examples: furnaces - tons/hr, tanks - gallons):

<20,000

Maximum Hourly Throughput: See Potential Emissions estimation method	**Maximum Annual Throughput:**	**Maximum Operating Schedule:** 8760

Fuel Usage Data **(fill out all applicable fields)**

Does this emission unit combust fuel? ___ Yes ___X No	**If yes, is it?** ___ Indirect Fired ___ Direct Fired
Maximum design heat input and/or maximum horsepower rating:	**Type and Btu/hr rating of burners:**

List the primary fuel type(s) and if applicable, the secondary fuel type(s). For each fuel type listed, provide the maximum hourly and annual fuel usage for each.

Describe each fuel expected to be used during the term of the permit.

Fuel Type	Max. Sulfur Content	Max. Ash Content	BTU Value

Emissions Data	***T-1960***	
Criteria Pollutants	Potential Emissions	
	PPH	TPY
Carbon Monoxide (CO)		
Nitrogen Oxides (NO_X)		
Lead (Pb)		
Particulate Matter ($PM_{2.5}$)		
Particulate Matter (PM_{10})		
Total Particulate Matter (TSP)		
Sulfur Dioxide (SO_2)		
Volatile Organic Compounds (VOC)		
Hazardous Air Pollutants	Potential Emissions	
	PPH	TPY
Regulated Pollutants other than Criteria and HAP	Potential Emissions	
	PPH	TPY

List the method(s) used to calculate the potential emissions (include dates of any stack tests conducted, versions of software used, source and dates of emission factors, etc.).

Emissions from this Emission Group are assigned to the major emitting process equipment. Emissions are calculated assuming 8760 hours of operation for most equipment. Emergency equipment emissions are based on 500 hours per year. Highest emitting products were chosen for each emission group, utilizing MON MACT standard batch requirements when appropriate. For tanks the highest throughput in the last three years was increased three times. This was the basis for the PTE. Emissions were calculated using ChemCAD, Essential EHS, Emission Master and/or other appropriate emission estimation models or calculation methodologies (USEPA's TANKS 4.0, WATER9, etc.). Methods take into account stack test results as appropriate.

Applicable Requirements ***T-1960***

List all applicable requirements for this emission unit. For each applicable requirement, include the underlying rule/regulation citation and/or construction permit with the condition number. (*Note: Title V permit condition numbers alone are not the underlying applicable requirements*). If an emission limit is calculated based on the type of source and design capacity or if a standard is based on a design parameter, this information should also be included.

Emission Limits - 4.1.1, 4.1.20, 4.1.21, 4.1.22, ; 45CSR13 Permit R13-2338 4.1.1, ; 45CSR34, ; 40CFR63 Subpart FFFF,

Opacity Limits - NA

Operational Limits - 4.1.4, 4.1.23, 4.1.24, 4.1.25, 4.1.26, ; 45CSR13 Permit R13-2338 4.1.4,; 45CSR34 , ; 40CFR63 Subpart FFFF,

X Permit Shield

For all applicable requirements listed above, provide monitoring/testing/recordkeeping/reporting which shall be used to demonstrate compliance. If the method is based on a permit or rule, include the condition number or citation. (Note: Each requirement listed above must have an associated method of demonstrating compliance. If there is not already a required method in place, then a method must be proposed.)

Emission Limits - 4.1.7, 4.5.1, 4.4.3, 4.4.4; 45CSR13 Permit R13-2338 4.1.7, 4.5.1, 4.4.4, 4.4.5;

Opacity Limits - NA;

Operational Limits - 4.5.5,4.5.3, 4.1.10, ; 45CSR13 Permit R13-2338 4.1.22,4.5.3, 4.5.5, ; 45CSR34,; 40CFR63 Subpart FFFF,

Are you in compliance with all applicable requirements for this emission unit? X Yes ___No

If no, complete the **Schedule of Compliance Form** as **ATTACHMENT F**.

ATTACHMENT E - Emission Unit Form

Emission Unit Description		*Emission Group 134*
Emission unit ID number: T-1961	**Emission unit name:** Tank	**List any control devices associated with this emission unit:** NONE

Provide a description of the emission unit (type, method of operation, design parameters, etc.):

Tank

Manufacturer:	**Model number:**	**Serial number:**
In House	NA	NA
Construction date: 2000	**Installation date:**	**Modification date(s):**

Design Capacity (examples: furnaces - tons/hr, tanks - gallons):

<20,000

Maximum Hourly Throughput:	**Maximum Annual Throughput:**	**Maximum Operating Schedule:**
See Potential Emissions estimation method		8760

Fuel Usage Data **(fill out all applicable fields)**

Does this emission unit combust fuel? ___ Yes ___X No	**If yes, is it?** ___ Indirect Fired ___ Direct Fired
Maximum design heat input and/or maximum horsepower rating:	**Type and Btu/hr rating of burners:**

List the primary fuel type(s) and if applicable, the secondary fuel type(s). For each fuel type listed, provide the maximum hourly and annual fuel usage for each.

Describe each fuel expected to be used during the term of the permit.

Fuel Type	Max. Sulfur Content	Max. Ash Content	BTU Value

Emissions Data	***T-1961***	
Criteria Pollutants	Potential Emissions	
	PPH	TPY
Carbon Monoxide (CO)		
Nitrogen Oxides (NO_X)		
Lead (Pb)		
Particulate Matter ($PM_{2.5}$)		
Particulate Matter (PM_{10})		
Total Particulate Matter (TSP)		
Sulfur Dioxide (SO_2)		
Volatile Organic Compounds (VOC)		
Hazardous Air Pollutants	Potential Emissions	
	PPH	TPY
Regulated Pollutants other than Criteria and HAP	Potential Emissions	
	PPH	TPY

List the method(s) used to calculate the potential emissions (include dates of any stack tests conducted, versions of software used, source and dates of emission factors, etc.).

Emissions from this Emission Group are assigned to the major emitting process equipment. Emissions are calculated assuming 8760 hours of operation for most equipment. Emergency equipment emissions are based on 500 hours per year. Highest emitting products were chosen for each emission group, utilizing MON MACT standard batch requirements when appropriate. For tanks the highest throughput in the last three years was increased three times. This was the basis for the PTE. Emissions were calculated using ChemCAD, Essential EHS, Emission Master and/or other appropriate emission estimation models or calculation methodologies (USEPA's TANKS 4.0, WATER9, etc.). Methods take into account stack test results as appropriate.

Applicable Requirements ***T-1961***

List all applicable requirements for this emission unit. For each applicable requirement, include the underlying rule/regulation citation and/or construction permit with the condition number. (*Note: Title V permit condition numbers alone are not the underlying applicable requirements*). If an emission limit is calculated based on the type of source and design capacity or if a standard is based on a design parameter, this information should also be included.

Emission Limits - 4.1.1, 4.1.20, 4.1.21, 4.1.22, ; 45CSR13 Permit R13-2338 4.1.1, ; 45CSR34, ; 40CFR63 Subpart FFFF,

Opacity Limits - NA

Operational Limits - 4.1.4, 4.1.23, 4.1.24, 4.1.25, 4.1.26, ; 45CSR13 Permit R13-2338 4.1.4,; 45CSR34 , ; 40CFR63 Subpart FFFF,

X Permit Shield

For all applicable requirements listed above, provide monitoring/testing/recordkeeping/reporting which shall be used to demonstrate compliance. If the method is based on a permit or rule, include the condition number or citation. (Note: Each requirement listed above must have an associated method of demonstrating compliance. If there is not already a required method in place, then a method must be proposed.)

Emission Limits - 4.1.7, 4.5.1, 4.4.3, 4.4.4; 45CSR13 Permit R13-2338 4.1.7, 4.5.1, 4.4.4, 4.4.5;

Opacity Limits - NA;

Operational Limits - 4.5.5,4.5.3, 4.1.10, ; 45CSR13 Permit R13-2338 4.1.22,4.5.3, 4.5.5, ; 45CSR34,; 40CFR63 Subpart FFFF,

Are you in compliance with all applicable requirements for this emission unit? X Yes ___No

If no, complete the **Schedule of Compliance Form** as **ATTACHMENT F**.

ATTACHMENT E - Emission Unit Form

Emission Unit Description		*Emission Group 134*
Emission unit ID number: T-1962	**Emission unit name:** Tank	**List any control devices associated with this emission unit:** S-257

Provide a description of the emission unit (type, method of operation, design parameters, etc.):

Tank

Manufacturer: In House	**Model number:** NA	**Serial number:** NA
Construction date: 2000	**Installation date:**	**Modification date(s):**

Design Capacity (examples: furnaces - tons/hr, tanks - gallons):

<20,000

Maximum Hourly Throughput: See Potential Emissions estimation method	**Maximum Annual Throughput:**	**Maximum Operating Schedule:** 8760

Fuel Usage Data **(fill out all applicable fields)**

Does this emission unit combust fuel? ___ Yes ___X No	**If yes, is it?** ___ Indirect Fired ___ Direct Fired
Maximum design heat input and/or maximum horsepower rating:	**Type and Btu/hr rating of burners:**

List the primary fuel type(s) and if applicable, the secondary fuel type(s). For each fuel type listed, provide the maximum hourly and annual fuel usage for each.

Describe each fuel expected to be used during the term of the permit.

Fuel Type	Max. Sulfur Content	Max. Ash Content	BTU Value

Emissions Data	***T-1962***	
Criteria Pollutants	Potential Emissions	
	PPH	TPY
Carbon Monoxide (CO)		
Nitrogen Oxides (NO_X)		
Lead (Pb)		
Particulate Matter ($PM_{2.5}$)		
Particulate Matter (PM_{10})		
Total Particulate Matter (TSP)		
Sulfur Dioxide (SO_2)		
Volatile Organic Compounds (VOC)		
Hazardous Air Pollutants	Potential Emissions	
	PPH	TPY
Regulated Pollutants other than Criteria and HAP	Potential Emissions	
	PPH	TPY

List the method(s) used to calculate the potential emissions (include dates of any stack tests conducted, versions of software used, source and dates of emission factors, etc.).

Emissions from this Emission Group are assigned to the major emitting process equipment. Emissions are calculated assuming 8760 hours of operation for most equipment. Emergency equipment emissions are based on 500 hours per year. Highest emitting products were chosen for each emission group, utilizing MON MACT standard batch requirements when appropriate. For tanks the highest throughput in the last three years was increased three times. This was the basis for the PTE. Emissions were calculated using ChemCAD, Essential EHS, Emission Master and/or other appropriate emission estimation models or calculation methodologies (USEPA's TANKS 4.0, WATER9, etc.). Methods take into account stack test results as appropriate.

Applicable Requirements ***T-1962***

List all applicable requirements for this emission unit. For each applicable requirement, include the underlying rule/regulation citation and/or construction permit with the condition number. (*Note: Title V permit condition numbers alone are not the underlying applicable requirements*). If an emission limit is calculated based on the type of source and design capacity or if a standard is based on a design parameter, this information should also be included.

Emission Limits - 4.1.1, 4.1.20, 4.1.21, 4.1.22, ; 45CSR13 Permit R13-2338 4.1.1, ; 45CSR34, ; 40CFR63 Subpart FFFF,

Opacity Limits - NA

Operational Limits - 4.1.4, 4.1.23, 4.1.24, 4.1.25, 4.1.26, ; 45CSR13 Permit R13-2338 4.1.4,; 45CSR34 , ; 40CFR63 Subpart FFFF,

X Permit Shield

For all applicable requirements listed above, provide monitoring/testing/recordkeeping/reporting which shall be used to demonstrate compliance. If the method is based on a permit or rule, include the condition number or citation. (Note: Each requirement listed above must have an associated method of demonstrating compliance. If there is not already a required method in place, then a method must be proposed.)

Emission Limits - 4.1.7, 4.5.1, 4.4.3, 4.4.4; 45CSR13 Permit R13-2338 4.1.7, 4.5.1, 4.4.4, 4.4.5;

Opacity Limits - NA;

Operational Limits - 4.5.5,4.5.3, 4.1.10, ; 45CSR13 Permit R13-2338 4.1.22,4.5.3, 4.5.5, ; 45CSR34,; 40CFR63 Subpart FFFF,

Are you in compliance with all applicable requirements for this emission unit? X Yes ___No

If no, complete the **Schedule of Compliance Form** as **ATTACHMENT F**.

ATTACHMENT E - Emission Unit Form

Emission Unit Description		*Emission Group 134*
Emission unit ID number: T-1966	**Emission unit name:** Tank	**List any control devices associated with this emission unit:** NONE

Provide a description of the emission unit (type, method of operation, design parameters, etc.):

Tank

Manufacturer:	**Model number:**	**Serial number:**
In House	NA	NA
Construction date: 2000	**Installation date:**	**Modification date(s):**

Design Capacity (examples: furnaces - tons/hr, tanks - gallons):

<20,000

Maximum Hourly Throughput:	**Maximum Annual Throughput:**	**Maximum Operating Schedule:**
See Potential Emissions estimation method		8760

Fuel Usage Data **(fill out all applicable fields)**

Does this emission unit combust fuel? ___ Yes ___X No	**If yes, is it?** ___ Indirect Fired ___ Direct Fired
Maximum design heat input and/or maximum horsepower rating:	**Type and Btu/hr rating of burners:**

List the primary fuel type(s) and if applicable, the secondary fuel type(s). For each fuel type listed, provide the maximum hourly and annual fuel usage for each.

Describe each fuel expected to be used during the term of the permit.

Fuel Type	Max. Sulfur Content	Max. Ash Content	BTU Value

Emissions Data	***T-1966***	
Criteria Pollutants	Potential Emissions	
	PPH	TPY
Carbon Monoxide (CO)		
Nitrogen Oxides (NO_X)		
Lead (Pb)		
Particulate Matter ($PM_{2.5}$)		
Particulate Matter (PM_{10})		
Total Particulate Matter (TSP)		
Sulfur Dioxide (SO_2)		
Volatile Organic Compounds (VOC)		
Hazardous Air Pollutants	Potential Emissions	
	PPH	TPY
Regulated Pollutants other than Criteria and HAP	Potential Emissions	
	PPH	TPY

List the method(s) used to calculate the potential emissions (include dates of any stack tests conducted, versions of software used, source and dates of emission factors, etc.).

Emissions from this Emission Group are assigned to the major emitting process equipment. Emissions are calculated assuming 8760 hours of operation for most equipment. Emergency equipment emissions are based on 500 hours per year. Highest emitting products were chosen for each emission group, utilizing MON MACT standard batch requirements when appropriate. For tanks the highest throughput in the last three years was increased three times. This was the basis for the PTE. Emissions were calculated using ChemCAD, Essential EHS, Emission Master and/or other appropriate emission estimation models or calculation methodologies (USEPA's TANKS 4.0, WATER9, etc.). Methods take into account stack test results as appropriate.

Applicable Requirements ***T-1966***

List all applicable requirements for this emission unit. For each applicable requirement, include the underlying rule/regulation citation and/or construction permit with the condition number. (*Note: Title V permit condition numbers alone are not the underlying applicable requirements*). If an emission limit is calculated based on the type of source and design capacity or if a standard is based on a design parameter, this information should also be included.

Emission Limits - 4.1.1, 4.1.20, 4.1.21, 4.1.22, ; 45CSR13 Permit R13-2338 4.1.1, ; 45CSR34, ; 40CFR63 Subpart FFFF,

Opacity Limits - NA

Operational Limits - 4.1.4, 4.1.23, 4.1.24, 4.1.25, 4.1.26, ; 45CSR13 Permit R13-2338 4.1.4,; 45CSR34 , ; 40CFR63 Subpart FFFF,

X Permit Shield

For all applicable requirements listed above, provide monitoring/testing/recordkeeping/reporting which shall be used to demonstrate compliance. If the method is based on a permit or rule, include the condition number or citation. (Note: Each requirement listed above must have an associated method of demonstrating compliance. If there is not already a required method in place, then a method must be proposed.)

Emission Limits - 4.1.7, 4.5.1, 4.4.3, 4.4.4; 45CSR13 Permit R13-2338 4.1.7, 4.5.1, 4.4.4, 4.4.5;

Opacity Limits - NA;

Operational Limits - 4.5.5,4.5.3, 4.1.10, ; 45CSR13 Permit R13-2338 4.1.22,4.5.3, 4.5.5, ; 45CSR34,; 40CFR63 Subpart FFFF,

Are you in compliance with all applicable requirements for this emission unit? X Yes ___No

If no, complete the **Schedule of Compliance Form** as **ATTACHMENT F**.

ATTACHMENT E - Emission Unit Form

Emission Unit Description		*Emission Group 134*
Emission unit ID number: T-2005	**Emission unit name:** Tank	**List any control devices associated with this emission unit:** S-257

Provide a description of the emission unit (type, method of operation, design parameters, etc.):

Tank

Manufacturer:	**Model number:**	**Serial number:**
In House	NA	NA
Construction date: 2000	**Installation date:**	**Modification date(s):**

Design Capacity (examples: furnaces - tons/hr, tanks - gallons):

<20,000

Maximum Hourly Throughput:	**Maximum Annual Throughput:**	**Maximum Operating Schedule:**
See Potential Emissions estimation method		8760

Fuel Usage Data **(fill out all applicable fields)**

Does this emission unit combust fuel? ___ Yes ___X No	**If yes, is it?** ___ Indirect Fired ___ Direct Fired
Maximum design heat input and/or maximum horsepower rating:	**Type and Btu/hr rating of burners:**

List the primary fuel type(s) and if applicable, the secondary fuel type(s). For each fuel type listed, provide the maximum hourly and annual fuel usage for each.

Describe each fuel expected to be used during the term of the permit.

Fuel Type	Max. Sulfur Content	Max. Ash Content	BTU Value

Emissions Data	***T-2005***	
Criteria Pollutants	Potential Emissions	
	PPH	TPY
Carbon Monoxide (CO)		
Nitrogen Oxides (NO_X)		
Lead (Pb)		
Particulate Matter ($PM_{2.5}$)		
Particulate Matter (PM_{10})		
Total Particulate Matter (TSP)		
Sulfur Dioxide (SO_2)		
Volatile Organic Compounds (VOC)		
Hazardous Air Pollutants	Potential Emissions	
	PPH	TPY
Regulated Pollutants other than Criteria and HAP	Potential Emissions	
	PPH	TPY

List the method(s) used to calculate the potential emissions (include dates of any stack tests conducted, versions of software used, source and dates of emission factors, etc.).

Emissions from this Emission Group are assigned to the major emitting process equipment. Emissions are calculated assuming 8760 hours of operation for most equipment. Emergency equipment emissions are based on 500 hours per year. Highest emitting products were chosen for each emission group, utilizing MON MACT standard batch requirements when appropriate. For tanks the highest throughput in the last three years was increased three times. This was the basis for the PTE. Emissions were calculated using ChemCAD, Essential EHS, Emission Master and/or other appropriate emission estimation models or calculation methodologies (USEPA's TANKS 4.0, WATER9, etc.). Methods take into account stack test results as appropriate.

Applicable Requirements ***T-2005***

List all applicable requirements for this emission unit. For each applicable requirement, include the underlying rule/regulation citation and/or construction permit with the condition number. (*Note: Title V permit condition numbers alone are not the underlying applicable requirements*). If an emission limit is calculated based on the type of source and design capacity or if a standard is based on a design parameter, this information should also be included.

Emission Limits - 4.1.1, 4.1.20, 4.1.21, 4.1.22, ; 45CSR13 Permit R13-2338 4.1.1, ; 45CSR34, ; 40CFR63 Subpart FFFF,

Opacity Limits - NA

Operational Limits - 4.1.4, 4.1.23, 4.1.24, 4.1.25, 4.1.26, ; 45CSR13 Permit R13-2338 4.1.4,; 45CSR34 , ; 40CFR63 Subpart FFFF,

X Permit Shield

For all applicable requirements listed above, provide monitoring/testing/recordkeeping/reporting which shall be used to demonstrate compliance. If the method is based on a permit or rule, include the condition number or citation. (Note: Each requirement listed above must have an associated method of demonstrating compliance. If there is not already a required method in place, then a method must be proposed.)

Emission Limits - 4.1.7, 4.5.1, 4.4.3, 4.4.4; 45CSR13 Permit R13-2338 4.1.7, 4.5.1, 4.4.4, 4.4.5;

Opacity Limits - NA;

Operational Limits - 4.5.5,4.5.3, 4.1.10, ; 45CSR13 Permit R13-2338 4.1.22,4.5.3, 4.5.5, ; 45CSR34,; 40CFR63 Subpart FFFF,

Are you in compliance with all applicable requirements for this emission unit? X Yes ___No

If no, complete the **Schedule of Compliance Form** as **ATTACHMENT F**.

ATTACHMENT E - Emission Unit Form

Emission Unit Description		*Emission Group 134*
Emission unit ID number: T-2021	**Emission unit name:** Tank	**List any control devices associated with this emission unit:** S-257

Provide a description of the emission unit (type, method of operation, design parameters, etc.):

Tank

Manufacturer:	**Model number:**	**Serial number:**
In House	NA	NA
Construction date: 2000	**Installation date:**	**Modification date(s):**

Design Capacity (examples: furnaces - tons/hr, tanks - gallons):

<20,000

Maximum Hourly Throughput:	**Maximum Annual Throughput:**	**Maximum Operating Schedule:**
See Potential Emissions estimation method		8760

Fuel Usage Data **(fill out all applicable fields)**

Does this emission unit combust fuel? ___ Yes ___X No	**If yes, is it?** ___ Indirect Fired ___ Direct Fired
Maximum design heat input and/or maximum horsepower rating:	**Type and Btu/hr rating of burners:**

List the primary fuel type(s) and if applicable, the secondary fuel type(s). For each fuel type listed, provide the maximum hourly and annual fuel usage for each.

Describe each fuel expected to be used during the term of the permit.

Fuel Type	Max. Sulfur Content	Max. Ash Content	BTU Value

Emissions Data ***T-2021***

Criteria Pollutants	Potential Emissions	
	PPH	TPY
Carbon Monoxide (CO)		
Nitrogen Oxides (NO_X)		
Lead (Pb)		
Particulate Matter ($PM_{2.5}$)		
Particulate Matter (PM_{10})		
Total Particulate Matter (TSP)		
Sulfur Dioxide (SO_2)		
Volatile Organic Compounds (VOC)		

Hazardous Air Pollutants	Potential Emissions	
	PPH	TPY

Regulated Pollutants other than Criteria and HAP	Potential Emissions	
	PPH	TPY

List the method(s) used to calculate the potential emissions (include dates of any stack tests conducted, versions of software used, source and dates of emission factors, etc.).

Emissions from this Emission Group are assigned to the major emitting process equipment. Emissions are calculated assuming 8760 hours of operation for most equipment. Emergency equipment emissions are based on 500 hours per year. Highest emitting products were chosen for each emission group, utilizing MON MACT standard batch requirements when appropriate. For tanks the highest throughput in the last three years was increased three times. This was the basis for the PTE. Emissions were calculated using ChemCAD, Essential EHS, Emission Master and/or other appropriate emission estimation models or calculation methodologies (USEPA's TANKS 4.0, WATER9, etc.). Methods take into account stack test results as appropriate.

Applicable Requirements ***T-2021***

List all applicable requirements for this emission unit. For each applicable requirement, include the underlying rule/regulation citation and/or construction permit with the condition number. (*Note: Title V permit condition numbers alone are not the underlying applicable requirements*). If an emission limit is calculated based on the type of source and design capacity or if a standard is based on a design parameter, this information should also be included.

Emission Limits - 4.1.1, 4.1.20, 4.1.21, 4.1.22, ; 45CSR13 Permit R13-2338 4.1.1, ; 45CSR34, ; 40CFR63 Subpart FFFF,

Opacity Limits - NA

Operational Limits - 4.1.4, 4.1.23, 4.1.24, 4.1.25, 4.1.26, ; 45CSR13 Permit R13-2338 4.1.4,; 45CSR34 , ; 40CFR63 Subpart FFFF,

X Permit Shield

For all applicable requirements listed above, provide monitoring/testing/recordkeeping/reporting which shall be used to demonstrate compliance. If the method is based on a permit or rule, include the condition number or citation. (Note: Each requirement listed above must have an associated method of demonstrating compliance. If there is not already a required method in place, then a method must be proposed.)

Emission Limits - 4.1.7, 4.5.1, 4.4.3, 4.4.4; 45CSR13 Permit R13-2338 4.1.7, 4.5.1, 4.4.4, 4.4.5;

Opacity Limits - NA;

Operational Limits - 4.5.5,4.5.3, 4.1.10, ; 45CSR13 Permit R13-2338 4.1.22,4.5.3, 4.5.5, ; 45CSR34,; 40CFR63 Subpart FFFF,

Are you in compliance with all applicable requirements for this emission unit? X Yes ___No

If no, complete the **Schedule of Compliance Form** as **ATTACHMENT F**.

ATTACHMENT E - Emission Unit Form

Emission Unit Description		*Emission Group 134*
Emission unit ID number: T-2022	**Emission unit name:** Tank	**List any control devices associated with this emission unit:** S-257

Provide a description of the emission unit (type, method of operation, design parameters, etc.):

Tank

Manufacturer:	**Model number:**	**Serial number:**
In House	NA	NA
Construction date: 2000	**Installation date:**	**Modification date(s):**

Design Capacity (examples: furnaces - tons/hr, tanks - gallons):

<20,000

Maximum Hourly Throughput:	**Maximum Annual Throughput:**	**Maximum Operating Schedule:**
See Potential Emissions estimation method		8760

Fuel Usage Data **(fill out all applicable fields)**

Does this emission unit combust fuel? ___ Yes ___X No	**If yes, is it?** ___ Indirect Fired ___ Direct Fired
Maximum design heat input and/or maximum horsepower rating:	**Type and Btu/hr rating of burners:**

List the primary fuel type(s) and if applicable, the secondary fuel type(s). For each fuel type listed, provide the maximum hourly and annual fuel usage for each.

Describe each fuel expected to be used during the term of the permit.

Fuel Type	Max. Sulfur Content	Max. Ash Content	BTU Value

Emissions Data ***T-2022***

Criteria Pollutants	Potential Emissions	
	PPH	TPY
Carbon Monoxide (CO)		
Nitrogen Oxides (NO_X)		
Lead (Pb)		
Particulate Matter ($PM_{2.5}$)		
Particulate Matter (PM_{10})		
Total Particulate Matter (TSP)		
Sulfur Dioxide (SO_2)		
Volatile Organic Compounds (VOC)		

Hazardous Air Pollutants	Potential Emissions	
	PPH	TPY

Regulated Pollutants other than Criteria and HAP	Potential Emissions	
	PPH	TPY

List the method(s) used to calculate the potential emissions (include dates of any stack tests conducted, versions of software used, source and dates of emission factors, etc.).

Emissions from this Emission Group are assigned to the major emitting process equipment. Emissions are calculated assuming 8760 hours of operation for most equipment. Emergency equipment emissions are based on 500 hours per year. Highest emitting products were chosen for each emission group, utilizing MON MACT standard batch requirements when appropriate. For tanks the highest throughput in the last three years was increased three times. This was the basis for the PTE. Emissions were calculated using ChemCAD, Essential EHS, Emission Master and/or other appropriate emission estimation models or calculation methodologies (USEPA's TANKS 4.0, WATER9, etc.). Methods take into account stack test results as appropriate.

Applicable Requirements ***T-2022***

List all applicable requirements for this emission unit. For each applicable requirement, include the underlying rule/regulation citation and/or construction permit with the condition number. (*Note: Title V permit condition numbers alone are not the underlying applicable requirements*). If an emission limit is calculated based on the type of source and design capacity or if a standard is based on a design parameter, this information should also be included.

Emission Limits - 4.1.1, 4.1.20, 4.1.21, 4.1.22, ; 45CSR13 Permit R13-2338 4.1.1, ; 45CSR34, ; 40CFR63 Subpart FFFF,

Opacity Limits - NA

Operational Limits - 4.1.4, 4.1.23, 4.1.24, 4.1.25, 4.1.26, ; 45CSR13 Permit R13-2338 4.1.4,; 45CSR34 , ; 40CFR63 Subpart FFFF,

X Permit Shield

For all applicable requirements listed above, provide monitoring/testing/recordkeeping/reporting which shall be used to demonstrate compliance. If the method is based on a permit or rule, include the condition number or citation. (Note: Each requirement listed above must have an associated method of demonstrating compliance. If there is not already a required method in place, then a method must be proposed.)

Emission Limits - 4.1.7, 4.5.1, 4.4.3, 4.4.4; 45CSR13 Permit R13-2338 4.1.7, 4.5.1, 4.4.4, 4.4.5;

Opacity Limits - NA;

Operational Limits - 4.5.5,4.5.3, 4.1.10, ; 45CSR13 Permit R13-2338 4.1.22,4.5.3, 4.5.5, ; 45CSR34,; 40CFR63 Subpart FFFF,

Are you in compliance with all applicable requirements for this emission unit? X Yes ___No

If no, complete the **Schedule of Compliance Form** as **ATTACHMENT F**.

ATTACHMENT E - Emission Unit Form

Emission Unit Description		*Emission Group 134*
Emission unit ID number: T-2023	**Emission unit name:** Tank	**List any control devices associated with this emission unit:** S-257

Provide a description of the emission unit (type, method of operation, design parameters, etc.):

Tank

Manufacturer:	**Model number:**	**Serial number:**
In House	NA	NA
Construction date: 2000	**Installation date:**	**Modification date(s):**

Design Capacity (examples: furnaces - tons/hr, tanks - gallons):

<20,000

Maximum Hourly Throughput:	**Maximum Annual Throughput:**	**Maximum Operating Schedule:**
See Potential Emissions estimation method		8760

Fuel Usage Data **(fill out all applicable fields)**

Does this emission unit combust fuel? ___ Yes ___X No	**If yes, is it?** ___ Indirect Fired ___ Direct Fired
Maximum design heat input and/or maximum horsepower rating:	**Type and Btu/hr rating of burners:**

List the primary fuel type(s) and if applicable, the secondary fuel type(s). For each fuel type listed, provide the maximum hourly and annual fuel usage for each.

Describe each fuel expected to be used during the term of the permit.

Fuel Type	Max. Sulfur Content	Max. Ash Content	BTU Value

Emissions Data ***T-2023***

Criteria Pollutants	Potential Emissions	
	PPH	TPY
Carbon Monoxide (CO)		
Nitrogen Oxides (NO_X)		
Lead (Pb)		
Particulate Matter ($PM_{2.5}$)		
Particulate Matter (PM_{10})		
Total Particulate Matter (TSP)		
Sulfur Dioxide (SO_2)		
Volatile Organic Compounds (VOC)		

Hazardous Air Pollutants	Potential Emissions	
	PPH	TPY

Regulated Pollutants other than Criteria and HAP	Potential Emissions	
	PPH	TPY

List the method(s) used to calculate the potential emissions (include dates of any stack tests conducted, versions of software used, source and dates of emission factors, etc.).

Emissions from this Emission Group are assigned to the major emitting process equipment. Emissions are calculated assuming 8760 hours of operation for most equipment. Emergency equipment emissions are based on 500 hours per year. Highest emitting products were chosen for each emission group, utilizing MON MACT standard batch requirements when appropriate. For tanks the highest throughput in the last three years was increased three times. This was the basis for the PTE. Emissions were calculated using ChemCAD, Essential EHS, Emission Master and/or other appropriate emission estimation models or calculation methodologies (USEPA's TANKS 4.0, WATER9, etc.). Methods take into account stack test results as appropriate.

Applicable Requirements ***T-2023***

List all applicable requirements for this emission unit. For each applicable requirement, include the underlying rule/regulation citation and/or construction permit with the condition number. (*Note: Title V permit condition numbers alone are not the underlying applicable requirements*). If an emission limit is calculated based on the type of source and design capacity or if a standard is based on a design parameter, this information should also be included.

Emission Limits - 4.1.1, 4.1.20, 4.1.21, 4.1.22, ; 45CSR13 Permit R13-2338 4.1.1, ; 45CSR34, ; 40CFR63 Subpart FFFF,

Opacity Limits - NA

Operational Limits - 4.1.4, 4.1.23, 4.1.24, 4.1.25, 4.1.26, ; 45CSR13 Permit R13-2338 4.1.4,; 45CSR34 , ; 40CFR63 Subpart FFFF,

X Permit Shield

For all applicable requirements listed above, provide monitoring/testing/recordkeeping/reporting which shall be used to demonstrate compliance. If the method is based on a permit or rule, include the condition number or citation. (Note: Each requirement listed above must have an associated method of demonstrating compliance. If there is not already a required method in place, then a method must be proposed.)

Emission Limits - 4.1.7, 4.5.1, 4.4.3, 4.4.4; 45CSR13 Permit R13-2338 4.1.7, 4.5.1, 4.4.4, 4.4.5;

Opacity Limits - NA;

Operational Limits - 4.5.5,4.5.3, 4.1.10, ; 45CSR13 Permit R13-2338 4.1.22,4.5.3, 4.5.5, ; 45CSR34,; 40CFR63 Subpart FFFF,

Are you in compliance with all applicable requirements for this emission unit? X Yes ___No

If no, complete the **Schedule of Compliance Form** as **ATTACHMENT F**.

ATTACHMENT E - Emission Unit Form

Emission Unit Description		*Emission Group 135*
Emission unit ID number: E-2322	**Emission unit name:** Thermal Oxidizer	**List any control devices associated with this emission unit:** S-270

Provide a description of the emission unit (type, method of operation, design parameters, etc.):

Thermal Oxidizer

Manufacturer:	**Model number:**	**Serial number:**
John Zink	NA	NA
Construction date:	**Installation date:** 2006	**Modification date(s):**

Design Capacity (examples: furnaces - tons/hr, tanks - gallons):

2.75 MM Btu/hr

Maximum Hourly Throughput:	**Maximum Annual Throughput:**	**Maximum Operating Schedule:**
See Potential Emissions estimation method		8760

Fuel Usage Data **(fill out all applicable fields)**

Does this emission unit combust fuel? ___X Yes ___ No	**If yes, is it?** ___ Indirect Fired X__ Direct Fired
Maximum design heat input and/or maximum horsepower rating:	**Type and Btu/hr rating of burners:** 1 burner 2.75 MM Btu/hr

List the primary fuel type(s) and if applicable, the secondary fuel type(s). For each fuel type listed, provide the maximum hourly and annual fuel usage for each.

Describe each fuel expected to be used during the term of the permit.

Fuel Type	Max. Sulfur Content	Max. Ash Content	BTU Value
Natural Gas	NA	NA	1020 Btu/scf

Emissions Data ***E-2322***

Criteria Pollutants	Potential Emissions	
	PPH	TPY
Carbon Monoxide (CO)		
Nitrogen Oxides (NO_X)		
Lead (Pb)		
Particulate Matter ($PM_{2.5}$)		
Particulate Matter (PM_{10})		
Total Particulate Matter (TSP)		
Sulfur Dioxide (SO_2)		
Volatile Organic Compounds (VOC)		

Hazardous Air Pollutants	Potential Emissions	
	PPH	TPY

Regulated Pollutants other than Criteria and HAP	Potential Emissions	
	PPH	TPY

List the method(s) used to calculate the potential emissions (include dates of any stack tests conducted, versions of software used, source and dates of emission factors, etc.).

Emissions from this Emission Group are assigned to the major emitting process equipment. Emissions are calculated assuming 8760 hours of operation for most equipment. Emergency equipment emissions are based on 500 hours per year. Highest emitting products were chosen for each emission group, utilizing MON MACT standard batch requirements when appropriate. For tanks the highest throughput in the last three years was increased three times. This was the basis for the PTE. Emissions were calculated using ChemCAD, Essential EHS, Emission Master and/or other appropriate emission estimation models or calculation methodologies (USEPA's TANKS 4.0, WATER9, etc.). Methods take into account stack test results as appropriate.

Applicable Requirements ***E-2322***

List all applicable requirements for this emission unit. For each applicable requirement, include the underlying rule/regulation citation and/or construction permit with the condition number. (*Note: Title V permit condition numbers alone are not the underlying applicable requirements*). If an emission limit is calculated based on the type of source and design capacity or if a standard is based on a design parameter, this information should also be included.

Emission Limits - 4.1.1, 4.1.3, 4.1.20, 4.1.21, 4.1.22, 4.3.6, ; 45CSR13 Permit R13-2338 4.1.1, 4.1.3, 4.3.6, ; 45CSR6-4.1 , 45CSR34, 45CSR16, ; 40CFR63 Subpart FFFF, 40CFR60.8,

Opacity Limits - 4.1.3; 4.1.3; 45CSR6-4.3;

Operational Limits - 4.1.4, 4.1.9, 4.1.11, 4.1.12, 4.1.16, 4.1.17, 4.1.18, 4.1.23, 4.1.24, 4.1.25, 4.1.26, ; 45CSR13 Permit R13-2338 4.1.4,4.1.9, 4.1.11, 4.1.12, 4.1.18, ; 45CSR6-4.4, 45CSR7-3.2, 45CSR16 , 45CSR34 , ; 40CFR60 Subpart NNN, 40CFR63 Subpart FFFF,

X Permit Shield

For all applicable requirements listed above, provide monitoring/testing/recordkeeping/reporting which shall be used to demonstrate compliance. If the method is based on a permit or rule, include the condition number or citation. (Note: Each requirement listed above must have an associated method of demonstrating compliance. If there is not already a required method in place, then a method must be proposed.)

Emission Limits - 4.1.7, 4.5.1, 4.4.3, 4.4.4; 45CSR13 Permit R13-2338 4.1.7, 4.5.1, 4.4.4, 4.4.5;

Opacity Limits - 4.2.1, 4.2.2, 4.4.5, 4.4.6, 4.5.4; 45CSR13 Permit R13-2338 4.2.1, 4.2.2, 4.4.6, 4.4.7, 4.5.4;

Operational Limits - 4.4.2,4.4.1, 4.1.10, 4.4.10, 4.5.3, 4.5.5, ; 45CSR13 Permit R13-2338 4.1.22,4.4.2, 4.4.3, 4.4.11, 4.5.3, 4.5.5, ; 45CSR34,45CSR16, ; 40CFR63 Subpart FFFF,40CFR60.665(j),

Are you in compliance with all applicable requirements for this emission unit? X Yes ___No

If no, complete the **Schedule of Compliance Form** as **ATTACHMENT F**.

ATTACHMENT E - Emission Unit Form

Emission Unit Description		*Emission Group 135*
Emission unit ID number: S-265	**Emission unit name:** Air Stripper	**List any control devices associated with this emission unit:** E-2322

Provide a description of the emission unit (type, method of operation, design parameters, etc.):

Air Stripper

Manufacturer:	**Model number:**	**Serial number:**
In House	NA	NA
Construction date:	**Installation date:**	**Modification date(s):**

Design Capacity (examples: furnaces - tons/hr, tanks - gallons):

Maximum Hourly Throughput:	**Maximum Annual Throughput:**	**Maximum Operating Schedule:**
See Potential Emissions estimation method		8760

Fuel Usage Data **(fill out all applicable fields)**

Does this emission unit combust fuel? ___ Yes ___X No	**If yes, is it?** ___ Indirect Fired ___ Direct Fired
Maximum design heat input and/or maximum horsepower rating:	**Type and Btu/hr rating of burners:**

List the primary fuel type(s) and if applicable, the secondary fuel type(s). For each fuel type listed, provide the maximum hourly and annual fuel usage for each.

Describe each fuel expected to be used during the term of the permit.

Fuel Type	Max. Sulfur Content	Max. Ash Content	BTU Value

Emissions Data ***S-265***

Criteria Pollutants	Potential Emissions	
	PPH	TPY
Carbon Monoxide (CO)		
Nitrogen Oxides (NO_X)		
Lead (Pb)		
Particulate Matter ($PM_{2.5}$)		
Particulate Matter (PM_{10})		
Total Particulate Matter (TSP)		
Sulfur Dioxide (SO_2)		
Volatile Organic Compounds (VOC)		

Hazardous Air Pollutants	Potential Emissions	
	PPH	TPY

Regulated Pollutants other than Criteria and HAP	Potential Emissions	
	PPH	TPY

List the method(s) used to calculate the potential emissions (include dates of any stack tests conducted, versions of software used, source and dates of emission factors, etc.).

Emissions from this Emission Group are assigned to the major emitting process equipment. Emissions are calculated assuming 8760 hours of operation for most equipment. Emergency equipment emissions are based on 500 hours per year. Highest emitting products were chosen for each emission group, utilizing MON MACT standard batch requirements when appropriate. For tanks the highest throughput in the last three years was increased three times. This was the basis for the PTE. Emissions were calculated using ChemCAD, Essential EHS, Emission Master and/or other appropriate emission estimation models or calculation methodologies (USEPA's TANKS 4.0, WATER9, etc.). Methods take into account stack test results as appropriate.

Applicable Requirements ***S-265***

List all applicable requirements for this emission unit. For each applicable requirement, include the underlying rule/regulation citation and/or construction permit with the condition number. (*Note: Title V permit condition numbers alone are not the underlying applicable requirements*). If an emission limit is calculated based on the type of source and design capacity or if a standard is based on a design parameter, this information should also be included.

Emission Limits - 4.1.1, 4.1.20, 4.1.21, 4.1.22, 4.3.6, ; 45CSR13 Permit R13-2338 4.1.1, 4.3.6, ; 45CSR34, 45CSR16, ; 40CFR63 Subpart FFFF, 40CFR60.8,

Opacity Limits - NA

Operational Limits - 4.1.4, 4.1.16, 4.1.17, 4.1.18, 4.1.23, 4.1.24, 4.1.25, 4.1.26, ; 45CSR13 Permit R13-2338 4.1.4,4.1.18, ; 45CSR16 , 45CSR34 , ; 40CFR60 Subpart NNN, 40CFR63 Subpart FFFF,

X Permit Shield

For all applicable requirements listed above, provide monitoring/testing/recordkeeping/reporting which shall be used to demonstrate compliance. If the method is based on a permit or rule, include the condition number or citation. (Note: Each requirement listed above must have an associated method of demonstrating compliance. If there is not already a required method in place, then a method must be proposed.)

Emission Limits - 4.1.7, 4.5.1, 4.4.3, 4.4.4; 45CSR13 Permit R13-2338 4.1.7, 4.5.1, 4.4.4, 4.4.5;

Opacity Limits - NA;

Operational Limits - 4.5.5,4.5.3, 4.1.10, 4.4.10, ; 45CSR13 Permit R13-2338 4.1.22,4.5.3, 4.5.5, 4.4.11, ; 45CSR34,45CSR16, ; 40CFR63 Subpart FFFF,40CFR60.665(j),

Are you in compliance with all applicable requirements for this emission unit? X Yes ___No

If no, complete the **Schedule of Compliance Form** as **ATTACHMENT F**.

ATTACHMENT E - Emission Unit Form

Emission Unit Description		*Emission Group 135*
Emission unit ID number: S-267	**Emission unit name:** Esters Sump	**List any control devices associated with this emission unit:** E-2322
Provide a description of the emission unit (type, method of operation, design parameters, etc.): Esters Sump		
Manufacturer: In House	**Model number:** NA	**Serial number:** NA
Construction date:	**Installation date:**	**Modification date(s):**
Design Capacity (examples: furnaces - tons/hr, tanks - gallons):		
Maximum Hourly Throughput: See Potential Emissions estimation method	**Maximum Annual Throughput:**	**Maximum Operating Schedule:** 8760
Fuel Usage Data **(fill out all applicable fields)**		
Does this emission unit combust fuel? ___ Yes ___X No		**If yes, is it?** ___ Indirect Fired ___ Direct Fired
Maximum design heat input and/or maximum horsepower rating:		**Type and Btu/hr rating of burners:**

List the primary fuel type(s) and if applicable, the secondary fuel type(s). For each fuel type listed, provide the maximum hourly and annual fuel usage for each.

Describe each fuel expected to be used during the term of the permit.

Fuel Type	Max. Sulfur Content	Max. Ash Content	BTU Value

Emissions Data ***S-267***

Criteria Pollutants	Potential Emissions	
	PPH	TPY
Carbon Monoxide (CO)		
Nitrogen Oxides (NO_X)		
Lead (Pb)		
Particulate Matter ($PM_{2.5}$)		
Particulate Matter (PM_{10})		
Total Particulate Matter (TSP)		
Sulfur Dioxide (SO_2)		
Volatile Organic Compounds (VOC)		

Hazardous Air Pollutants	Potential Emissions	
	PPH	TPY

Regulated Pollutants other than Criteria and HAP	Potential Emissions	
	PPH	TPY

List the method(s) used to calculate the potential emissions (include dates of any stack tests conducted, versions of software used, source and dates of emission factors, etc.).

Emissions from this Emission Group are assigned to the major emitting process equipment. Emissions are calculated assuming 8760 hours of operation for most equipment. Emergency equipment emissions are based on 500 hours per year. Highest emitting products were chosen for each emission group, utilizing MON MACT standard batch requirements when appropriate. For tanks the highest throughput in the last three years was increased three times. This was the basis for the PTE. Emissions were calculated using ChemCAD, Essential EHS, Emission Master and/or other appropriate emission estimation models or calculation methodologies (USEPA's TANKS 4.0, WATER9, etc.). Methods take into account stack test results as appropriate.

Applicable Requirements ***S-267***

List all applicable requirements for this emission unit. For each applicable requirement, include the underlying rule/regulation citation and/or construction permit with the condition number. (*Note: Title V permit condition numbers alone are not the underlying applicable requirements*). If an emission limit is calculated based on the type of source and design capacity or if a standard is based on a design parameter, this information should also be included.

Emission Limits - 4.1.1, 4.1.20, 4.1.21, 4.1.22, ; 45CSR13 Permit R13-2338 4.1.1, ; 45CSR34, ; 40CFR63 Subpart FFFF,

Opacity Limits - NA

Operational Limits - 4.1.4, 4.1.23, 4.1.24, 4.1.25, 4.1.26, ; 45CSR13 Permit R13-2338 4.1.4,; 45CSR34 , ; 40CFR63 Subpart FFFF,

X Permit Shield

For all applicable requirements listed above, provide monitoring/testing/recordkeeping/reporting which shall be used to demonstrate compliance. If the method is based on a permit or rule, include the condition number or citation. (Note: Each requirement listed above must have an associated method of demonstrating compliance. If there is not already a required method in place, then a method must be proposed.)

Emission Limits - 4.1.7, 4.5.1, 4.4.3, 4.4.4; 45CSR13 Permit R13-2338 4.1.7, 4.5.1, 4.4.4, 4.4.5;

Opacity Limits - NA;

Operational Limits - 4.5.5,4.5.3, 4.1.10, ; 45CSR13 Permit R13-2338 4.1.22,4.5.3, 4.5.5, ; 45CSR34,; 40CFR63 Subpart FFFF,

Are you in compliance with all applicable requirements for this emission unit? X Yes ___No

If no, complete the **Schedule of Compliance Form** as **ATTACHMENT F**.

ATTACHMENT E - Emission Unit Form

Emission Unit Description		*Emission Group 135*
Emission unit ID number: T-2052	**Emission unit name:** Tank	**List any control devices associated with this emission unit:** E-2322

Provide a description of the emission unit (type, method of operation, design parameters, etc.):

Tank

Manufacturer: In House	**Model number:** NA	**Serial number:** NA
Construction date: 2006	**Installation date:**	**Modification date(s):**

Design Capacity (examples: furnaces - tons/hr, tanks - gallons):

<20,000

Maximum Hourly Throughput: See Potential Emissions estimation method	**Maximum Annual Throughput:**	**Maximum Operating Schedule:** 8760

Fuel Usage Data **(fill out all applicable fields)**

Does this emission unit combust fuel? ___ Yes ___X No	**If yes, is it?** ___ Indirect Fired ___ Direct Fired
Maximum design heat input and/or maximum horsepower rating:	**Type and Btu/hr rating of burners:**

List the primary fuel type(s) and if applicable, the secondary fuel type(s). For each fuel type listed, provide the maximum hourly and annual fuel usage for each.

Describe each fuel expected to be used during the term of the permit.

Fuel Type	Max. Sulfur Content	Max. Ash Content	BTU Value

Emissions Data	***T-2052***	
Criteria Pollutants	Potential Emissions	
	PPH	TPY
Carbon Monoxide (CO)		
Nitrogen Oxides (NO_X)		
Lead (Pb)		
Particulate Matter ($PM_{2.5}$)		
Particulate Matter (PM_{10})		
Total Particulate Matter (TSP)		
Sulfur Dioxide (SO_2)		
Volatile Organic Compounds (VOC)		
Hazardous Air Pollutants	Potential Emissions	
	PPH	TPY
Regulated Pollutants other than Criteria and HAP	Potential Emissions	
	PPH	TPY

List the method(s) used to calculate the potential emissions (include dates of any stack tests conducted, versions of software used, source and dates of emission factors, etc.).

Emissions from this Emission Group are assigned to the major emitting process equipment. Emissions are calculated assuming 8760 hours of operation for most equipment. Emergency equipment emissions are based on 500 hours per year. Highest emitting products were chosen for each emission group, utilizing MON MACT standard batch requirements when appropriate. For tanks the highest throughput in the last three years was increased three times. This was the basis for the PTE. Emissions were calculated using ChemCAD, Essential EHS, Emission Master and/or other appropriate emission estimation models or calculation methodologies (USEPA's TANKS 4.0, WATER9, etc.). Methods take into account stack test results as appropriate.

Applicable Requirements ***T-2052***

List all applicable requirements for this emission unit. For each applicable requirement, include the underlying rule/regulation citation and/or construction permit with the condition number. (*Note: Title V permit condition numbers alone are not the underlying applicable requirements*). If an emission limit is calculated based on the type of source and design capacity or if a standard is based on a design parameter, this information should also be included.

Emission Limits - 4.1.1, 4.1.20, 4.1.21, 4.1.22, 4.3.6, ; 45CSR13 Permit R13-2338 4.1.1, 4.3.6, ; 45CSR34, 45CSR16, ; 40CFR63 Subpart FFFF, 40CFR60.8,

Opacity Limits - NA

Operational Limits - 4.1.4, 4.1.15, 4.1.23, 4.1.24, 4.1.25, 4.1.26, ; 45CSR13 Permit R13-2338 4.1.4,4.1.17, ; 45CSR16, 45CSR34 , ; 40CFR60.660(c)(5), 40CFR63 Subpart FFFF,

X Permit Shield

For all applicable requirements listed above, provide monitoring/testing/recordkeeping/reporting which shall be used to demonstrate compliance. If the method is based on a permit or rule, include the condition number or citation. (Note: Each requirement listed above must have an associated method of demonstrating compliance. If there is not already a required method in place, then a method must be proposed.)

Emission Limits - 4.1.7, 4.5.1, 4.4.3, 4.4.4; 45CSR13 Permit R13-2338 4.1.7, 4.5.1, 4.4.4, 4.4.5;

Opacity Limits - NA;

Operational Limits - 4.5.5,4.5.3, 4.1.10, 4.4.10, ; 45CSR13 Permit R13-2338 4.1.22,4.5.3, 4.5.5, 4.4.11, ; 45CSR34,45CSR16, ; 40CFR63 Subpart FFFF,40CFR60.665(j),

Are you in compliance with all applicable requirements for this emission unit? X Yes ___No

If no, complete the **Schedule of Compliance Form** as **ATTACHMENT F**.

ATTACHMENT E - Emission Unit Form

Emission Unit Description		*Emission Group 135*
Emission unit ID number: T-2056	**Emission unit name:** Knock Out Pot	**List any control devices associated with this emission unit:** E-2322

Provide a description of the emission unit (type, method of operation, design parameters, etc.):

Tank

Manufacturer:	**Model number:**	**Serial number:**
In House	NA	NA
Construction date: 2006	**Installation date:**	**Modification date(s):**

Design Capacity (examples: furnaces - tons/hr, tanks - gallons):

Maximum Hourly Throughput:	**Maximum Annual Throughput:**	**Maximum Operating Schedule:**
See Potential Emissions estimation method		8760

Fuel Usage Data **(fill out all applicable fields)**

Does this emission unit combust fuel? ___ Yes ___X No	**If yes, is it?** ___ Indirect Fired ___ Direct Fired
Maximum design heat input and/or maximum horsepower rating:	**Type and Btu/hr rating of burners:**

List the primary fuel type(s) and if applicable, the secondary fuel type(s). For each fuel type listed, provide the maximum hourly and annual fuel usage for each.

Describe each fuel expected to be used during the term of the permit.

Fuel Type	Max. Sulfur Content	Max. Ash Content	BTU Value

Emissions Data ***T-2056***

Criteria Pollutants	Potential Emissions	
	PPH	TPY
Carbon Monoxide (CO)		
Nitrogen Oxides (NO_X)		
Lead (Pb)		
Particulate Matter ($PM_{2.5}$)		
Particulate Matter (PM_{10})		
Total Particulate Matter (TSP)		
Sulfur Dioxide (SO_2)		
Volatile Organic Compounds (VOC)		

Hazardous Air Pollutants	Potential Emissions	
	PPH	TPY

Regulated Pollutants other than Criteria and HAP	Potential Emissions	
	PPH	TPY

List the method(s) used to calculate the potential emissions (include dates of any stack tests conducted, versions of software used, source and dates of emission factors, etc.).

Emissions from this Emission Group are assigned to the major emitting process equipment. Emissions are calculated assuming 8760 hours of operation for most equipment. Emergency equipment emissions are based on 500 hours per year. Highest emitting products were chosen for each emission group, utilizing MON MACT standard batch requirements when appropriate. For tanks the highest throughput in the last three years was increased three times. This was the basis for the PTE. Emissions were calculated using ChemCAD, Essential EHS, Emission Master and/or other appropriate emission estimation models or calculation methodologies (USEPA's TANKS 4.0, WATER9, etc.). Methods take into account stack test results as appropriate.

Applicable Requirements ***T-2056***

List all applicable requirements for this emission unit. For each applicable requirement, include the underlying rule/regulation citation and/or construction permit with the condition number. (*Note: Title V permit condition numbers alone are not the underlying applicable requirements*). If an emission limit is calculated based on the type of source and design capacity or if a standard is based on a design parameter, this information should also be included.

Emission Limits - 4.1.20, 4.1.21, 4.1.22, 4.3.6, ; 4.3.6, ; 45CSR34, 45CSR16, ; 40CFR63 Subpart FFFF, 40CFR60.8,

Opacity Limits - NA

Operational Limits - 4.1.4, 4.1.16, 4.1.17, 4.1.18, 4.1.23, 4.1.24, 4.1.25, 4.1.26, ; 45CSR13 0 4.1.4,4.1.18, ; 45CSR16 , 45CSR34 , ; 40CFR60 Subpart NNN, 40CFR63 Subpart FFFF,

X Permit Shield

For all applicable requirements listed above, provide monitoring/testing/recordkeeping/reporting which shall be used to demonstrate compliance. If the method is based on a permit or rule, include the condition number or citation. (Note: Each requirement listed above must have an associated method of demonstrating compliance. If there is not already a required method in place, then a method must be proposed.)

Emission Limits - 4.1.7, 4.5.1, ; 45CSR13 Permit R13-2338 4.1.7, 4.5.1, ;

Opacity Limits - NA;

Operational Limits - 4.5.5,4.5.3, 4.1.10, 4.4.10, ; 45CSR13 Permit R13-2338 4.1.22,4.5.3, 4.5.5, 4.4.11, ; 45CSR34,45CSR16, ; 40CFR63 Subpart FFFF,40CFR60.665(j),

Are you in compliance with all applicable requirements for this emission unit? X Yes ___No

If no, complete the **Schedule of Compliance Form** as **ATTACHMENT F**.

ATTACHMENT E - Emission Unit Form

Emission Unit Description		*Emission Group 151*
Emission unit ID number: T-1084	**Emission unit name:** Tank	**List any control devices associated with this emission unit:** S-132
Provide a description of the emission unit (type, method of operation, design parameters, etc.): Tank		
Manufacturer: In House	**Model number:** NA	**Serial number:** NA
Construction date: 1976	**Installation date:**	**Modification date(s):**
Design Capacity (examples: furnaces - tons/hr, tanks - gallons): 20000		
Maximum Hourly Throughput: See Potential Emissions estimation method	**Maximum Annual Throughput:**	**Maximum Operating Schedule:** 8760
Fuel Usage Data **(fill out all applicable fields)**		
Does this emission unit combust fuel? ___ Yes ___X No		**If yes, is it?** ___ Indirect Fired ___ Direct Fired
Maximum design heat input and/or maximum horsepower rating:		**Type and Btu/hr rating of burners:**
List the primary fuel type(s) and if applicable, the secondary fuel type(s). For each fuel type listed, provide the maximum hourly and annual fuel usage for each.		

Describe each fuel expected to be used during the term of the permit.

Fuel Type	Max. Sulfur Content	Max. Ash Content	BTU Value

Emissions Data ***T-1084***

Criteria Pollutants	Potential Emissions	
	PPH	TPY
Carbon Monoxide (CO)		
Nitrogen Oxides (NO_X)		
Lead (Pb)		
Particulate Matter ($PM_{2.5}$)		
Particulate Matter (PM_{10})		
Total Particulate Matter (TSP)		
Sulfur Dioxide (SO_2)		
Volatile Organic Compounds (VOC)		

Hazardous Air Pollutants	Potential Emissions	
	PPH	TPY

Regulated Pollutants other than Criteria and HAP	Potential Emissions	
	PPH	TPY

List the method(s) used to calculate the potential emissions (include dates of any stack tests conducted, versions of software used, source and dates of emission factors, etc.).

Emissions from this Emission Group are assigned to the major emitting process equipment. Emissions are calculated assuming 8760 hours of operation for most equipment. Emergency equipment emissions are based on 500 hours per year. Highest emitting products were chosen for each emission group, utilizing MON MACT standard batch requirements when appropriate. For tanks the highest throughput in the last three years was increased three times. This was the basis for the PTE. Emissions were calculated using ChemCAD, Essential EHS, Emission Master and/or other appropriate emission estimation models or calculation methodologies (USEPA's TANKS 4.0, WATER9, etc.). Methods take into account stack test results as appropriate.

Applicable Requirements ***T-1084***

List all applicable requirements for this emission unit. For each applicable requirement, include the underlying rule/regulation citation and/or construction permit with the condition number. (*Note: Title V permit condition numbers alone are not the underlying applicable requirements*). If an emission limit is calculated based on the type of source and design capacity or if a standard is based on a design parameter, this information should also be included.

Emission Limits - 4.1.1, 4.1.20, 4.1.21, 4.1.22, ; 45CSR13 Permit R13-2338 4.1.1, ; 45CSR34, ; 40CFR63 Subpart FFFF,

Opacity Limits - NA

Operational Limits - 4.1.4, 4.1.23, 4.1.24, 4.1.25, 4.1.26, ; 45CSR13 Permit R13-2338 4.1.4,; 45CSR34 , ; 40CFR63 Subpart FFFF,

X Permit Shield

For all applicable requirements listed above, provide monitoring/testing/recordkeeping/reporting which shall be used to demonstrate compliance. If the method is based on a permit or rule, include the condition number or citation. (Note: Each requirement listed above must have an associated method of demonstrating compliance. If there is not already a required method in place, then a method must be proposed.)

Emission Limits - 4.1.7, 4.5.1, 4.4.3, 4.4.4; 45CSR13 Permit R13-2338 4.1.7, 4.5.1, 4.4.4, 4.4.5;

Opacity Limits - NA;

Operational Limits - 4.5.5,4.5.3, 4.1.10, ; 45CSR13 Permit R13-2338 4.1.22,4.5.3, 4.5.5, ; 45CSR34,; 40CFR63 Subpart FFFF,

Are you in compliance with all applicable requirements for this emission unit? X Yes ___No

If no, complete the **Schedule of Compliance Form** as **ATTACHMENT F**.

ATTACHMENT E - Emission Unit Form

Emission Unit Description		*Emission Group 151*
Emission unit ID number: T-1085	**Emission unit name:** Tank	**List any control devices associated with this emission unit:** S-132

Provide a description of the emission unit (type, method of operation, design parameters, etc.):

Tank

Manufacturer:	**Model number:**	**Serial number:**
In House	NA	NA
Construction date: 1976	**Installation date:**	**Modification date(s):**

Design Capacity (examples: furnaces - tons/hr, tanks - gallons):

20000

Maximum Hourly Throughput:	**Maximum Annual Throughput:**	**Maximum Operating Schedule:**
See Potential Emissions estimation method		8760

Fuel Usage Data **(fill out all applicable fields)**

Does this emission unit combust fuel? ___ Yes ___X No	**If yes, is it?** ___ Indirect Fired ___ Direct Fired
Maximum design heat input and/or maximum horsepower rating:	**Type and Btu/hr rating of burners:**

List the primary fuel type(s) and if applicable, the secondary fuel type(s). For each fuel type listed, provide the maximum hourly and annual fuel usage for each.

Describe each fuel expected to be used during the term of the permit.

Fuel Type	Max. Sulfur Content	Max. Ash Content	BTU Value

Emissions Data	***T-1085***	
Criteria Pollutants	Potential Emissions	
	PPH	TPY
Carbon Monoxide (CO)		
Nitrogen Oxides (NO_X)		
Lead (Pb)		
Particulate Matter ($PM_{2.5}$)		
Particulate Matter (PM_{10})		
Total Particulate Matter (TSP)		
Sulfur Dioxide (SO_2)		
Volatile Organic Compounds (VOC)		
Hazardous Air Pollutants	Potential Emissions	
	PPH	TPY
Regulated Pollutants other than Criteria and HAP	Potential Emissions	
	PPH	TPY

List the method(s) used to calculate the potential emissions (include dates of any stack tests conducted, versions of software used, source and dates of emission factors, etc.).

Emissions from this Emission Group are assigned to the major emitting process equipment. Emissions are calculated assuming 8760 hours of operation for most equipment. Emergency equipment emissions are based on 500 hours per year. Highest emitting products were chosen for each emission group, utilizing MON MACT standard batch requirements when appropriate. For tanks the highest throughput in the last three years was increased three times. This was the basis for the PTE. Emissions were calculated using ChemCAD, Essential EHS, Emission Master and/or other appropriate emission estimation models or calculation methodologies (USEPA's TANKS 4.0, WATER9, etc.). Methods take into account stack test results as appropriate.

Applicable Requirements ***T-1085***

List all applicable requirements for this emission unit. For each applicable requirement, include the underlying rule/regulation citation and/or construction permit with the condition number. (*Note: Title V permit condition numbers alone are not the underlying applicable requirements*). If an emission limit is calculated based on the type of source and design capacity or if a standard is based on a design parameter, this information should also be included.

Emission Limits - 4.1.1, 4.1.20, 4.1.21, 4.1.22, ; 45CSR13 Permit R13-2338 4.1.1, ; 45CSR34, ; 40CFR63 Subpart FFFF,

Opacity Limits - NA

Operational Limits - 4.1.4, 4.1.23, 4.1.24, 4.1.25, 4.1.26, ; 45CSR13 Permit R13-2338 4.1.4,; 45CSR34 , ; 40CFR63 Subpart FFFF,

X Permit Shield

For all applicable requirements listed above, provide monitoring/testing/recordkeeping/reporting which shall be used to demonstrate compliance. If the method is based on a permit or rule, include the condition number or citation. (Note: Each requirement listed above must have an associated method of demonstrating compliance. If there is not already a required method in place, then a method must be proposed.)

Emission Limits - 4.1.7, 4.5.1, 4.4.3, 4.4.4; 45CSR13 Permit R13-2338 4.1.7, 4.5.1, 4.4.4, 4.4.5;

Opacity Limits - NA;

Operational Limits - 4.5.5,4.5.3, 4.1.10, ; 45CSR13 Permit R13-2338 4.1.22,4.5.3, 4.5.5, ; 45CSR34,; 40CFR63 Subpart FFFF,

Are you in compliance with all applicable requirements for this emission unit? X Yes ___No

If no, complete the **Schedule of Compliance Form** as **ATTACHMENT F**.

ATTACHMENT E - Emission Unit Form

Emission Unit Description		*Emission Group 151*
Emission unit ID number: T-1086	**Emission unit name:** Tank	**List any control devices associated with this emission unit:** S-196

Provide a description of the emission unit (type, method of operation, design parameters, etc.):

Tank

Manufacturer:	**Model number:**	**Serial number:**
In House	NA	NA
Construction date: 1976	**Installation date:**	**Modification date(s):**

Design Capacity (examples: furnaces - tons/hr, tanks - gallons):

20000

Maximum Hourly Throughput:	**Maximum Annual Throughput:**	**Maximum Operating Schedule:**
See Potential Emissions estimation method		8760

Fuel Usage Data **(fill out all applicable fields)**

Does this emission unit combust fuel? ___ Yes ___X No	**If yes, is it?** ___ Indirect Fired ___ Direct Fired
Maximum design heat input and/or maximum horsepower rating:	**Type and Btu/hr rating of burners:**

List the primary fuel type(s) and if applicable, the secondary fuel type(s). For each fuel type listed, provide the maximum hourly and annual fuel usage for each.

Describe each fuel expected to be used during the term of the permit.

Fuel Type	Max. Sulfur Content	Max. Ash Content	BTU Value

Emissions Data ***T-1086***

Criteria Pollutants	Potential Emissions	
	PPH	TPY
Carbon Monoxide (CO)		
Nitrogen Oxides (NO_X)		
Lead (Pb)		
Particulate Matter ($PM_{2.5}$)		
Particulate Matter (PM_{10})		
Total Particulate Matter (TSP)		
Sulfur Dioxide (SO_2)		
Volatile Organic Compounds (VOC)		

Hazardous Air Pollutants	Potential Emissions	
	PPH	TPY

Regulated Pollutants other than Criteria and HAP	Potential Emissions	
	PPH	TPY

List the method(s) used to calculate the potential emissions (include dates of any stack tests conducted, versions of software used, source and dates of emission factors, etc.).

Emissions from this Emission Group are assigned to the major emitting process equipment. Emissions are calculated assuming 8760 hours of operation for most equipment. Emergency equipment emissions are based on 500 hours per year. Highest emitting products were chosen for each emission group, utilizing MON MACT standard batch requirements when appropriate. For tanks the highest throughput in the last three years was increased three times. This was the basis for the PTE. Emissions were calculated using ChemCAD, Essential EHS, Emission Master and/or other appropriate emission estimation models or calculation methodologies (USEPA's TANKS 4.0, WATER9, etc.). Methods take into account stack test results as appropriate.

Applicable Requirements ***T-1086***

List all applicable requirements for this emission unit. For each applicable requirement, include the underlying rule/regulation citation and/or construction permit with the condition number. (*Note: Title V permit condition numbers alone are not the underlying applicable requirements*). If an emission limit is calculated based on the type of source and design capacity or if a standard is based on a design parameter, this information should also be included.

Emission Limits - 4.1.1, 4.1.20, 4.1.21, 4.1.22, ; 45CSR13 Permit R13-2338 4.1.1, ; 45CSR34, ; 40CFR63 Subpart FFFF,

Opacity Limits - NA

Operational Limits - 4.1.4, 4.1.23, 4.1.24, 4.1.25, 4.1.26, ; 45CSR13 Permit R13-2338 4.1.4,; 45CSR34 , ; 40CFR63 Subpart FFFF,

X Permit Shield

For all applicable requirements listed above, provide monitoring/testing/recordkeeping/reporting which shall be used to demonstrate compliance. If the method is based on a permit or rule, include the condition number or citation. (Note: Each requirement listed above must have an associated method of demonstrating compliance. If there is not already a required method in place, then a method must be proposed.)

Emission Limits - 4.1.7, 4.5.1, 4.4.3, 4.4.4; 45CSR13 Permit R13-2338 4.1.7, 4.5.1, 4.4.4, 4.4.5;

Opacity Limits - NA;

Operational Limits - 4.5.5,4.5.3, 4.1.10, ; 45CSR13 Permit R13-2338 4.1.22,4.5.3, 4.5.5, ; 45CSR34,; 40CFR63 Subpart FFFF,

Are you in compliance with all applicable requirements for this emission unit? X Yes ___No

If no, complete the **Schedule of Compliance Form** as **ATTACHMENT F**.

ATTACHMENT E - Emission Unit Form

Emission Unit Description		*Emission Group 151*
Emission unit ID number: T-1087	**Emission unit name:** Tank	**List any control devices associated with this emission unit:** S-196

Provide a description of the emission unit (type, method of operation, design parameters, etc.):

Tank

Manufacturer:	**Model number:**	**Serial number:**
In House	NA	NA
Construction date: 1976	**Installation date:**	**Modification date(s):**

Design Capacity (examples: furnaces - tons/hr, tanks - gallons):

20000

Maximum Hourly Throughput:	**Maximum Annual Throughput:**	**Maximum Operating Schedule:**
See Potential Emissions estimation method		8760

Fuel Usage Data **(fill out all applicable fields)**

Does this emission unit combust fuel? ___ Yes ___X No	**If yes, is it?** ___ Indirect Fired ___ Direct Fired
Maximum design heat input and/or maximum horsepower rating:	**Type and Btu/hr rating of burners:**

List the primary fuel type(s) and if applicable, the secondary fuel type(s). For each fuel type listed, provide the maximum hourly and annual fuel usage for each.

Describe each fuel expected to be used during the term of the permit.

Fuel Type	Max. Sulfur Content	Max. Ash Content	BTU Value

Emissions Data ***T-1087***

Criteria Pollutants	Potential Emissions	
	PPH	TPY
Carbon Monoxide (CO)		
Nitrogen Oxides (NO_X)		
Lead (Pb)		
Particulate Matter ($PM_{2.5}$)		
Particulate Matter (PM_{10})		
Total Particulate Matter (TSP)		
Sulfur Dioxide (SO_2)		
Volatile Organic Compounds (VOC)		

Hazardous Air Pollutants	Potential Emissions	
	PPH	TPY

Regulated Pollutants other than Criteria and HAP	Potential Emissions	
	PPH	TPY

List the method(s) used to calculate the potential emissions (include dates of any stack tests conducted, versions of software used, source and dates of emission factors, etc.).

Emissions from this Emission Group are assigned to the major emitting process equipment. Emissions are calculated assuming 8760 hours of operation for most equipment. Emergency equipment emissions are based on 500 hours per year. Highest emitting products were chosen for each emission group, utilizing MON MACT standard batch requirements when appropriate. For tanks the highest throughput in the last three years was increased three times. This was the basis for the PTE. Emissions were calculated using ChemCAD, Essential EHS, Emission Master and/or other appropriate emission estimation models or calculation methodologies (USEPA's TANKS 4.0, WATER9, etc.). Methods take into account stack test results as appropriate.

Applicable Requirements ***T-1087***

List all applicable requirements for this emission unit. For each applicable requirement, include the underlying rule/regulation citation and/or construction permit with the condition number. (*Note: Title V permit condition numbers alone are not the underlying applicable requirements*). If an emission limit is calculated based on the type of source and design capacity or if a standard is based on a design parameter, this information should also be included.

Emission Limits - 4.1.1, 4.1.20, 4.1.21, 4.1.22, ; 45CSR13 Permit R13-2338 4.1.1, ; 45CSR34, ; 40CFR63 Subpart FFFF,

Opacity Limits - NA

Operational Limits - 4.1.4, 4.1.23, 4.1.24, 4.1.25, 4.1.26, ; 45CSR13 Permit R13-2338 4.1.4,; 45CSR34 , ; 40CFR63 Subpart FFFF,

X Permit Shield

For all applicable requirements listed above, provide monitoring/testing/recordkeeping/reporting which shall be used to demonstrate compliance. If the method is based on a permit or rule, include the condition number or citation. (Note: Each requirement listed above must have an associated method of demonstrating compliance. If there is not already a required method in place, then a method must be proposed.)

Emission Limits - 4.1.7, 4.5.1, 4.4.3, 4.4.4; 45CSR13 Permit R13-2338 4.1.7, 4.5.1, 4.4.4, 4.4.5;

Opacity Limits - NA;

Operational Limits - 4.5.5,4.5.3, 4.1.10, ; 45CSR13 Permit R13-2338 4.1.22,4.5.3, 4.5.5, ; 45CSR34,; 40CFR63 Subpart FFFF,

Are you in compliance with all applicable requirements for this emission unit? X Yes ___No

If no, complete the **Schedule of Compliance Form** as **ATTACHMENT F**.

ATTACHMENT E - Emission Unit Form

Emission Unit Description		*Emission Group 151*
Emission unit ID number: T-1088	**Emission unit name:** Tank	**List any control devices associated with this emission unit:** S-132

Provide a description of the emission unit (type, method of operation, design parameters, etc.):

Tank

Manufacturer:	**Model number:**	**Serial number:**
In House	NA	NA
Construction date: 1976	**Installation date:**	**Modification date(s):**

Design Capacity (examples: furnaces - tons/hr, tanks - gallons):

20000

Maximum Hourly Throughput:	**Maximum Annual Throughput:**	**Maximum Operating Schedule:**
See Potential Emissions estimation method		8760

Fuel Usage Data **(fill out all applicable fields)**

Does this emission unit combust fuel? ___ Yes ___X No	**If yes, is it?** ___ Indirect Fired ___ Direct Fired
Maximum design heat input and/or maximum horsepower rating:	**Type and Btu/hr rating of burners:**

List the primary fuel type(s) and if applicable, the secondary fuel type(s). For each fuel type listed, provide the maximum hourly and annual fuel usage for each.

Describe each fuel expected to be used during the term of the permit.

Fuel Type	Max. Sulfur Content	Max. Ash Content	BTU Value

Emissions Data	***T-1088***	
Criteria Pollutants	Potential Emissions	
	PPH	TPY
Carbon Monoxide (CO)		
Nitrogen Oxides (NO_X)		
Lead (Pb)		
Particulate Matter ($PM_{2.5}$)		
Particulate Matter (PM_{10})		
Total Particulate Matter (TSP)		
Sulfur Dioxide (SO_2)		
Volatile Organic Compounds (VOC)		
Hazardous Air Pollutants	Potential Emissions	
	PPH	TPY
Regulated Pollutants other than Criteria and HAP	Potential Emissions	
	PPH	TPY

List the method(s) used to calculate the potential emissions (include dates of any stack tests conducted, versions of software used, source and dates of emission factors, etc.).

Emissions from this Emission Group are assigned to the major emitting process equipment. Emissions are calculated assuming 8760 hours of operation for most equipment. Emergency equipment emissions are based on 500 hours per year. Highest emitting products were chosen for each emission group, utilizing MON MACT standard batch requirements when appropriate. For tanks the highest throughput in the last three years was increased three times. This was the basis for the PTE. Emissions were calculated using ChemCAD, Essential EHS, Emission Master and/or other appropriate emission estimation models or calculation methodologies (USEPA's TANKS 4.0, WATER9, etc.). Methods take into account stack test results as appropriate.

Applicable Requirements ***T-1088***

List all applicable requirements for this emission unit. For each applicable requirement, include the underlying rule/regulation citation and/or construction permit with the condition number. (*Note: Title V permit condition numbers alone are not the underlying applicable requirements*). If an emission limit is calculated based on the type of source and design capacity or if a standard is based on a design parameter, this information should also be included.

Emission Limits - 4.1.1, 4.1.20, 4.1.21, 4.1.22, ; 45CSR13 Permit R13-2338 4.1.1, ; 45CSR34, ; 40CFR63 Subpart FFFF,

Opacity Limits - NA

Operational Limits - 4.1.4, 4.1.23, 4.1.24, 4.1.25, 4.1.26, ; 45CSR13 Permit R13-2338 4.1.4,; 45CSR34 , ; 40CFR63 Subpart FFFF,

X Permit Shield

For all applicable requirements listed above, provide monitoring/testing/recordkeeping/reporting which shall be used to demonstrate compliance. If the method is based on a permit or rule, include the condition number or citation. (Note: Each requirement listed above must have an associated method of demonstrating compliance. If there is not already a required method in place, then a method must be proposed.)

Emission Limits - 4.1.7, 4.5.1, 4.4.3, 4.4.4; 45CSR13 Permit R13-2338 4.1.7, 4.5.1, 4.4.4, 4.4.5;

Opacity Limits - NA;

Operational Limits - 4.5.5,4.5.3, 4.1.10, ; 45CSR13 Permit R13-2338 4.1.22,4.5.3, 4.5.5, ; 45CSR34,; 40CFR63 Subpart FFFF,

Are you in compliance with all applicable requirements for this emission unit? X Yes ___No

If no, complete the **Schedule of Compliance Form** as **ATTACHMENT F**.

ATTACHMENT E - Emission Unit Form

Emission Unit Description		*Emission Group 151*
Emission unit ID number: T-1089	**Emission unit name:** Tank	**List any control devices associated with this emission unit:** S-132

Provide a description of the emission unit (type, method of operation, design parameters, etc.):

Tank

Manufacturer: In House	**Model number:** NA	**Serial number:** NA
Construction date: 1976	**Installation date:**	**Modification date(s):**

Design Capacity (examples: furnaces - tons/hr, tanks - gallons):

20000

Maximum Hourly Throughput: See Potential Emissions estimation method	**Maximum Annual Throughput:**	**Maximum Operating Schedule:** 8760

Fuel Usage Data **(fill out all applicable fields)**

Does this emission unit combust fuel? ___ Yes ___X No	**If yes, is it?** ___ Indirect Fired ___ Direct Fired
Maximum design heat input and/or maximum horsepower rating:	**Type and Btu/hr rating of burners:**

List the primary fuel type(s) and if applicable, the secondary fuel type(s). For each fuel type listed, provide the maximum hourly and annual fuel usage for each.

Describe each fuel expected to be used during the term of the permit.

Fuel Type	Max. Sulfur Content	Max. Ash Content	BTU Value

Emissions Data	***T-1089***	
Criteria Pollutants	Potential Emissions	
	PPH	TPY
Carbon Monoxide (CO)		
Nitrogen Oxides (NO_X)		
Lead (Pb)		
Particulate Matter ($PM_{2.5}$)		
Particulate Matter (PM_{10})		
Total Particulate Matter (TSP)		
Sulfur Dioxide (SO_2)		
Volatile Organic Compounds (VOC)		
Hazardous Air Pollutants	Potential Emissions	
	PPH	TPY
Regulated Pollutants other than Criteria and HAP	Potential Emissions	
	PPH	TPY

List the method(s) used to calculate the potential emissions (include dates of any stack tests conducted, versions of software used, source and dates of emission factors, etc.).

Emissions from this Emission Group are assigned to the major emitting process equipment. Emissions are calculated assuming 8760 hours of operation for most equipment. Emergency equipment emissions are based on 500 hours per year. Highest emitting products were chosen for each emission group, utilizing MON MACT standard batch requirements when appropriate. For tanks the highest throughput in the last three years was increased three times. This was the basis for the PTE. Emissions were calculated using ChemCAD, Essential EHS, Emission Master and/or other appropriate emission estimation models or calculation methodologies (USEPA's TANKS 4.0, WATER9, etc.). Methods take into account stack test results as appropriate.

Applicable Requirements ***T-1089***

List all applicable requirements for this emission unit. For each applicable requirement, include the underlying rule/regulation citation and/or construction permit with the condition number. (*Note: Title V permit condition numbers alone are not the underlying applicable requirements*). If an emission limit is calculated based on the type of source and design capacity or if a standard is based on a design parameter, this information should also be included.

Emission Limits - 4.1.1, 4.1.20, 4.1.21, 4.1.22, ; 45CSR13 Permit R13-2338 4.1.1, ; 45CSR34, ; 40CFR63 Subpart FFFF,

Opacity Limits - NA

Operational Limits - 4.1.4, 4.1.23, 4.1.24, 4.1.25, 4.1.26, ; 45CSR13 Permit R13-2338 4.1.4,; 45CSR34 , ; 40CFR63 Subpart FFFF,

X Permit Shield

For all applicable requirements listed above, provide monitoring/testing/recordkeeping/reporting which shall be used to demonstrate compliance. If the method is based on a permit or rule, include the condition number or citation. (Note: Each requirement listed above must have an associated method of demonstrating compliance. If there is not already a required method in place, then a method must be proposed.)

Emission Limits - 4.1.7, 4.5.1, 4.4.3, 4.4.4; 45CSR13 Permit R13-2338 4.1.7, 4.5.1, 4.4.4, 4.4.5;

Opacity Limits - NA;

Operational Limits - 4.5.5,4.5.3, 4.1.10, ; 45CSR13 Permit R13-2338 4.1.22,4.5.3, 4.5.5, ; 45CSR34,; 40CFR63 Subpart FFFF,

Are you in compliance with all applicable requirements for this emission unit? X Yes ___No

If no, complete the **Schedule of Compliance Form** as **ATTACHMENT F**.

ATTACHMENT E - Emission Unit Form

Emission Unit Description		*Emission Group 151*
Emission unit ID number: T-1090	**Emission unit name:** Tank	**List any control devices associated with this emission unit:** S-132

Provide a description of the emission unit (type, method of operation, design parameters, etc.):

Tank

Manufacturer:	**Model number:**	**Serial number:**
In House	NA	NA
Construction date: 1976	**Installation date:**	**Modification date(s):**

Design Capacity (examples: furnaces - tons/hr, tanks - gallons):

20000

Maximum Hourly Throughput:	**Maximum Annual Throughput:**	**Maximum Operating Schedule:**
See Potential Emissions estimation method		8760

Fuel Usage Data **(fill out all applicable fields)**

Does this emission unit combust fuel? ___ Yes ___X No	**If yes, is it?** ___ Indirect Fired ___ Direct Fired
Maximum design heat input and/or maximum horsepower rating:	**Type and Btu/hr rating of burners:**

List the primary fuel type(s) and if applicable, the secondary fuel type(s). For each fuel type listed, provide the maximum hourly and annual fuel usage for each.

Describe each fuel expected to be used during the term of the permit.

Fuel Type	Max. Sulfur Content	Max. Ash Content	BTU Value

Emissions Data	***T-1090***	
Criteria Pollutants	Potential Emissions	
	PPH	TPY
Carbon Monoxide (CO)		
Nitrogen Oxides (NO_X)		
Lead (Pb)		
Particulate Matter ($PM_{2.5}$)		
Particulate Matter (PM_{10})		
Total Particulate Matter (TSP)		
Sulfur Dioxide (SO_2)		
Volatile Organic Compounds (VOC)		
Hazardous Air Pollutants	Potential Emissions	
	PPH	TPY
Regulated Pollutants other than Criteria and HAP	Potential Emissions	
	PPH	TPY

List the method(s) used to calculate the potential emissions (include dates of any stack tests conducted, versions of software used, source and dates of emission factors, etc.).

Emissions from this Emission Group are assigned to the major emitting process equipment. Emissions are calculated assuming 8760 hours of operation for most equipment. Emergency equipment emissions are based on 500 hours per year. Highest emitting products were chosen for each emission group, utilizing MON MACT standard batch requirements when appropriate. For tanks the highest throughput in the last three years was increased three times. This was the basis for the PTE. Emissions were calculated using ChemCAD, Essential EHS, Emission Master and/or other appropriate emission estimation models or calculation methodologies (USEPA's TANKS 4.0, WATER9, etc.). Methods take into account stack test results as appropriate.

Applicable Requirements ***T-1090***

List all applicable requirements for this emission unit. For each applicable requirement, include the underlying rule/regulation citation and/or construction permit with the condition number. (*Note: Title V permit condition numbers alone are not the underlying applicable requirements*). If an emission limit is calculated based on the type of source and design capacity or if a standard is based on a design parameter, this information should also be included.

Emission Limits - 4.1.1, 4.1.20, 4.1.21, 4.1.22, ; 45CSR13 Permit R13-2338 4.1.1, ; 45CSR34, ; 40CFR63 Subpart FFFF,

Opacity Limits - NA

Operational Limits - 4.1.4, 4.1.23, 4.1.24, 4.1.25, 4.1.26, ; 45CSR13 Permit R13-2338 4.1.4,; 45CSR34 , ; 40CFR63 Subpart FFFF,

X Permit Shield

For all applicable requirements listed above, provide monitoring/testing/recordkeeping/reporting which shall be used to demonstrate compliance. If the method is based on a permit or rule, include the condition number or citation. (Note: Each requirement listed above must have an associated method of demonstrating compliance. If there is not already a required method in place, then a method must be proposed.)

Emission Limits - 4.1.7, 4.5.1, 4.4.3, 4.4.4; 45CSR13 Permit R13-2338 4.1.7, 4.5.1, 4.4.4, 4.4.5;

Opacity Limits - NA;

Operational Limits - 4.5.5,4.5.3, 4.1.10, ; 45CSR13 Permit R13-2338 4.1.22,4.5.3, 4.5.5, ; 45CSR34,; 40CFR63 Subpart FFFF,

Are you in compliance with all applicable requirements for this emission unit? X Yes ___No

If no, complete the **Schedule of Compliance Form** as **ATTACHMENT F**.

ATTACHMENT E - Emission Unit Form

Emission Unit Description		*Emission Group 151*
Emission unit ID number: T-1091	**Emission unit name:** Tank	**List any control devices associated with this emission unit:** S-132

Provide a description of the emission unit (type, method of operation, design parameters, etc.):

Tank

Manufacturer:	**Model number:**	**Serial number:**
In House	NA	NA
Construction date: 1976	**Installation date:**	**Modification date(s):**

Design Capacity (examples: furnaces - tons/hr, tanks - gallons):

<20,000

Maximum Hourly Throughput:	**Maximum Annual Throughput:**	**Maximum Operating Schedule:**
See Potential Emissions estimation method		8760

Fuel Usage Data **(fill out all applicable fields)**

Does this emission unit combust fuel? ___ Yes ___X No	**If yes, is it?** ___ Indirect Fired ___ Direct Fired
Maximum design heat input and/or maximum horsepower rating:	**Type and Btu/hr rating of burners:**

List the primary fuel type(s) and if applicable, the secondary fuel type(s). For each fuel type listed, provide the maximum hourly and annual fuel usage for each.

Describe each fuel expected to be used during the term of the permit.

Fuel Type	Max. Sulfur Content	Max. Ash Content	BTU Value

Emissions Data ***T-1091***

Criteria Pollutants	Potential Emissions	
	PPH	TPY
Carbon Monoxide (CO)		
Nitrogen Oxides (NO_X)		
Lead (Pb)		
Particulate Matter ($PM_{2.5}$)		
Particulate Matter (PM_{10})		
Total Particulate Matter (TSP)		
Sulfur Dioxide (SO_2)		
Volatile Organic Compounds (VOC)		

Hazardous Air Pollutants	Potential Emissions	
	PPH	TPY

Regulated Pollutants other than Criteria and HAP	Potential Emissions	
	PPH	TPY

List the method(s) used to calculate the potential emissions (include dates of any stack tests conducted, versions of software used, source and dates of emission factors, etc.).

Emissions from this Emission Group are assigned to the major emitting process equipment. Emissions are calculated assuming 8760 hours of operation for most equipment. Emergency equipment emissions are based on 500 hours per year. Highest emitting products were chosen for each emission group, utilizing MON MACT standard batch requirements when appropriate. For tanks the highest throughput in the last three years was increased three times. This was the basis for the PTE. Emissions were calculated using ChemCAD, Essential EHS, Emission Master and/or other appropriate emission estimation models or calculation methodologies (USEPA's TANKS 4.0, WATER9, etc.). Methods take into account stack test results as appropriate.

Applicable Requirements ***T-1091***

List all applicable requirements for this emission unit. For each applicable requirement, include the underlying rule/regulation citation and/or construction permit with the condition number. (*Note: Title V permit condition numbers alone are not the underlying applicable requirements*). If an emission limit is calculated based on the type of source and design capacity or if a standard is based on a design parameter, this information should also be included.

Emission Limits - 4.1.1, 4.1.20, 4.1.21, 4.1.22, ; 45CSR13 Permit R13-2338 4.1.1, ; 45CSR34, ; 40CFR63 Subpart FFFF,

Opacity Limits - NA

Operational Limits - 4.1.4, 4.1.23, 4.1.24, 4.1.25, 4.1.26, ; 45CSR13 Permit R13-2338 4.1.4,; 45CSR34 , ; 40CFR63 Subpart FFFF,

X Permit Shield

For all applicable requirements listed above, provide monitoring/testing/recordkeeping/reporting which shall be used to demonstrate compliance. If the method is based on a permit or rule, include the condition number or citation. (Note: Each requirement listed above must have an associated method of demonstrating compliance. If there is not already a required method in place, then a method must be proposed.)

Emission Limits - 4.1.7, 4.5.1, 4.4.3, 4.4.4; 45CSR13 Permit R13-2338 4.1.7, 4.5.1, 4.4.4, 4.4.5;

Opacity Limits - NA;

Operational Limits - 4.5.5,4.5.3, 4.1.10, ; 45CSR13 Permit R13-2338 4.1.22,4.5.3, 4.5.5, ; 45CSR34,; 40CFR63 Subpart FFFF,

Are you in compliance with all applicable requirements for this emission unit? X Yes ___No

If no, complete the **Schedule of Compliance Form** as **ATTACHMENT F**.

ATTACHMENT E - Emission Unit Form

Emission Unit Description		*Emission Group 151*
Emission unit ID number: T-1092	**Emission unit name:** Tank	**List any control devices associated with this emission unit:** S-132

Provide a description of the emission unit (type, method of operation, design parameters, etc.):

Tank

Manufacturer:	**Model number:**	**Serial number:**
In House	NA	NA
Construction date: 1976	**Installation date:**	**Modification date(s):**

Design Capacity (examples: furnaces - tons/hr, tanks - gallons):

<20,000

Maximum Hourly Throughput:	**Maximum Annual Throughput:**	**Maximum Operating Schedule:**
See Potential Emissions estimation method		8760

Fuel Usage Data **(fill out all applicable fields)**

Does this emission unit combust fuel? ___ Yes ___X No	**If yes, is it?** ___ Indirect Fired ___ Direct Fired
Maximum design heat input and/or maximum horsepower rating:	**Type and Btu/hr rating of burners:**

List the primary fuel type(s) and if applicable, the secondary fuel type(s). For each fuel type listed, provide the maximum hourly and annual fuel usage for each.

Describe each fuel expected to be used during the term of the permit.

Fuel Type	Max. Sulfur Content	Max. Ash Content	BTU Value

Emissions Data	***T-1092***	
Criteria Pollutants	Potential Emissions	
	PPH	TPY
Carbon Monoxide (CO)		
Nitrogen Oxides (NO_X)		
Lead (Pb)		
Particulate Matter ($PM_{2.5}$)		
Particulate Matter (PM_{10})		
Total Particulate Matter (TSP)		
Sulfur Dioxide (SO_2)		
Volatile Organic Compounds (VOC)		
Hazardous Air Pollutants	Potential Emissions	
	PPH	TPY
Regulated Pollutants other than Criteria and HAP	Potential Emissions	
	PPH	TPY

List the method(s) used to calculate the potential emissions (include dates of any stack tests conducted, versions of software used, source and dates of emission factors, etc.).

Emissions from this Emission Group are assigned to the major emitting process equipment. Emissions are calculated assuming 8760 hours of operation for most equipment. Emergency equipment emissions are based on 500 hours per year. Highest emitting products were chosen for each emission group, utilizing MON MACT standard batch requirements when appropriate. For tanks the highest throughput in the last three years was increased three times. This was the basis for the PTE. Emissions were calculated using ChemCAD, Essential EHS, Emission Master and/or other appropriate emission estimation models or calculation methodologies (USEPA's TANKS 4.0, WATER9, etc.). Methods take into account stack test results as appropriate.

Applicable Requirements ***T-1092***

List all applicable requirements for this emission unit. For each applicable requirement, include the underlying rule/regulation citation and/or construction permit with the condition number. (*Note: Title V permit condition numbers alone are not the underlying applicable requirements*). If an emission limit is calculated based on the type of source and design capacity or if a standard is based on a design parameter, this information should also be included.

Emission Limits - 4.1.1, 4.1.20, 4.1.21, 4.1.22, ; 45CSR13 Permit R13-2338 4.1.1, ; 45CSR34, ; 40CFR63 Subpart FFFF,

Opacity Limits - NA

Operational Limits - 4.1.4, 4.1.23, 4.1.24, 4.1.25, 4.1.26, ; 45CSR13 Permit R13-2338 4.1.4,; 45CSR34 , ; 40CFR63 Subpart FFFF,

X Permit Shield

For all applicable requirements listed above, provide monitoring/testing/recordkeeping/reporting which shall be used to demonstrate compliance. If the method is based on a permit or rule, include the condition number or citation. (Note: Each requirement listed above must have an associated method of demonstrating compliance. If there is not already a required method in place, then a method must be proposed.)

Emission Limits - 4.1.7, 4.5.1, 4.4.3, 4.4.4; 45CSR13 Permit R13-2338 4.1.7, 4.5.1, 4.4.4, 4.4.5;

Opacity Limits - NA;

Operational Limits - 4.5.5,4.5.3, 4.1.10, ; 45CSR13 Permit R13-2338 4.1.22,4.5.3, 4.5.5, ; 45CSR34,; 40CFR63 Subpart FFFF,

Are you in compliance with all applicable requirements for this emission unit? X Yes ___No

If no, complete the **Schedule of Compliance Form** as **ATTACHMENT F**.

ATTACHMENT E - Emission Unit Form

Emission Unit Description		*Emission Group 151*
Emission unit ID number: T-1093	**Emission unit name:** Tank	**List any control devices associated with this emission unit:** S-132

Provide a description of the emission unit (type, method of operation, design parameters, etc.):

Tank

Manufacturer:	**Model number:**	**Serial number:**
In House	NA	NA
Construction date: 1976	**Installation date:**	**Modification date(s):**

Design Capacity (examples: furnaces - tons/hr, tanks - gallons):

20000

Maximum Hourly Throughput:	**Maximum Annual Throughput:**	**Maximum Operating Schedule:**
See Potential Emissions estimation method		8760

Fuel Usage Data **(fill out all applicable fields)**

Does this emission unit combust fuel? ___ Yes ___X No	**If yes, is it?** ___ Indirect Fired ___ Direct Fired
Maximum design heat input and/or maximum horsepower rating:	**Type and Btu/hr rating of burners:**

List the primary fuel type(s) and if applicable, the secondary fuel type(s). For each fuel type listed, provide the maximum hourly and annual fuel usage for each.

Describe each fuel expected to be used during the term of the permit.

Fuel Type	Max. Sulfur Content	Max. Ash Content	BTU Value

Emissions Data	***T-1093***	
Criteria Pollutants	Potential Emissions	
	PPH	TPY
Carbon Monoxide (CO)		
Nitrogen Oxides (NO_X)		
Lead (Pb)		
Particulate Matter ($PM_{2.5}$)		
Particulate Matter (PM_{10})		
Total Particulate Matter (TSP)		
Sulfur Dioxide (SO_2)		
Volatile Organic Compounds (VOC)		
Hazardous Air Pollutants	Potential Emissions	
	PPH	TPY
Regulated Pollutants other than Criteria and HAP	Potential Emissions	
	PPH	TPY

List the method(s) used to calculate the potential emissions (include dates of any stack tests conducted, versions of software used, source and dates of emission factors, etc.).

Emissions from this Emission Group are assigned to the major emitting process equipment. Emissions are calculated assuming 8760 hours of operation for most equipment. Emergency equipment emissions are based on 500 hours per year. Highest emitting products were chosen for each emission group, utilizing MON MACT standard batch requirements when appropriate. For tanks the highest throughput in the last three years was increased three times. This was the basis for the PTE. Emissions were calculated using ChemCAD, Essential EHS, Emission Master and/or other appropriate emission estimation models or calculation methodologies (USEPA's TANKS 4.0, WATER9, etc.). Methods take into account stack test results as appropriate.

Applicable Requirements ***T-1093***

List all applicable requirements for this emission unit. For each applicable requirement, include the underlying rule/regulation citation and/or construction permit with the condition number. (*Note: Title V permit condition numbers alone are not the underlying applicable requirements*). If an emission limit is calculated based on the type of source and design capacity or if a standard is based on a design parameter, this information should also be included.

Emission Limits - 4.1.1, 4.1.20, 4.1.21, 4.1.22, ; 45CSR13 Permit R13-2338 4.1.1, ; 45CSR34, ; 40CFR63 Subpart FFFF,

Opacity Limits - NA

Operational Limits - 4.1.4, 4.1.23, 4.1.24, 4.1.25, 4.1.26, ; 45CSR13 Permit R13-2338 4.1.4,; 45CSR34 , ; 40CFR63 Subpart FFFF,

X Permit Shield

For all applicable requirements listed above, provide monitoring/testing/recordkeeping/reporting which shall be used to demonstrate compliance. If the method is based on a permit or rule, include the condition number or citation. (Note: Each requirement listed above must have an associated method of demonstrating compliance. If there is not already a required method in place, then a method must be proposed.)

Emission Limits - 4.1.7, 4.5.1, 4.4.3, 4.4.4; 45CSR13 Permit R13-2338 4.1.7, 4.5.1, 4.4.4, 4.4.5;

Opacity Limits - NA;

Operational Limits - 4.5.5,4.5.3, 4.1.10, ; 45CSR13 Permit R13-2338 4.1.22,4.5.3, 4.5.5, ; 45CSR34,; 40CFR63 Subpart FFFF,

Are you in compliance with all applicable requirements for this emission unit? X Yes ___No

If no, complete the **Schedule of Compliance Form** as **ATTACHMENT F**.

ATTACHMENT E - Emission Unit Form

Emission Unit Description		*Emission Group 151*
Emission unit ID number: T-1094	**Emission unit name:** Tank	**List any control devices associated with this emission unit:** S-132

Provide a description of the emission unit (type, method of operation, design parameters, etc.):

Tank

Manufacturer:	**Model number:**	**Serial number:**
In House	NA	NA
Construction date: 1976	**Installation date:**	**Modification date(s):**

Design Capacity (examples: furnaces - tons/hr, tanks - gallons):

20000

Maximum Hourly Throughput:	**Maximum Annual Throughput:**	**Maximum Operating Schedule:**
See Potential Emissions estimation method		8760

Fuel Usage Data **(fill out all applicable fields)**

Does this emission unit combust fuel? ___ Yes ___X No	**If yes, is it?** ___ Indirect Fired ___ Direct Fired
Maximum design heat input and/or maximum horsepower rating:	**Type and Btu/hr rating of burners:**

List the primary fuel type(s) and if applicable, the secondary fuel type(s). For each fuel type listed, provide the maximum hourly and annual fuel usage for each.

Describe each fuel expected to be used during the term of the permit.

Fuel Type	Max. Sulfur Content	Max. Ash Content	BTU Value

Emissions Data	***T-1094***	
Criteria Pollutants	Potential Emissions	
	PPH	TPY
Carbon Monoxide (CO)		
Nitrogen Oxides (NO_X)		
Lead (Pb)		
Particulate Matter ($PM_{2.5}$)		
Particulate Matter (PM_{10})		
Total Particulate Matter (TSP)		
Sulfur Dioxide (SO_2)		
Volatile Organic Compounds (VOC)		
Hazardous Air Pollutants	Potential Emissions	
	PPH	TPY
Regulated Pollutants other than Criteria and HAP	Potential Emissions	
	PPH	TPY

List the method(s) used to calculate the potential emissions (include dates of any stack tests conducted, versions of software used, source and dates of emission factors, etc.).

Emissions from this Emission Group are assigned to the major emitting process equipment. Emissions are calculated assuming 8760 hours of operation for most equipment. Emergency equipment emissions are based on 500 hours per year. Highest emitting products were chosen for each emission group, utilizing MON MACT standard batch requirements when appropriate. For tanks the highest throughput in the last three years was increased three times. This was the basis for the PTE. Emissions were calculated using ChemCAD, Essential EHS, Emission Master and/or other appropriate emission estimation models or calculation methodologies (USEPA's TANKS 4.0, WATER9, etc.). Methods take into account stack test results as appropriate.

Applicable Requirements ***T-1094***

List all applicable requirements for this emission unit. For each applicable requirement, include the underlying rule/regulation citation and/or construction permit with the condition number. (*Note: Title V permit condition numbers alone are not the underlying applicable requirements*). If an emission limit is calculated based on the type of source and design capacity or if a standard is based on a design parameter, this information should also be included.

Emission Limits - 4.1.1, 4.1.20, 4.1.21, 4.1.22, ; 45CSR13 Permit R13-2338 4.1.1, ; 45CSR34, ; 40CFR63 Subpart FFFF,

Opacity Limits - NA

Operational Limits - 4.1.4, 4.1.23, 4.1.24, 4.1.25, 4.1.26, ; 45CSR13 Permit R13-2338 4.1.4,; 45CSR34 , ; 40CFR63 Subpart FFFF,

X Permit Shield

For all applicable requirements listed above, provide monitoring/testing/recordkeeping/reporting which shall be used to demonstrate compliance. If the method is based on a permit or rule, include the condition number or citation. (Note: Each requirement listed above must have an associated method of demonstrating compliance. If there is not already a required method in place, then a method must be proposed.)

Emission Limits - 4.1.7, 4.5.1, 4.4.3, 4.4.4; 45CSR13 Permit R13-2338 4.1.7, 4.5.1, 4.4.4, 4.4.5;

Opacity Limits - NA;

Operational Limits - 4.5.5,4.5.3, 4.1.10, ; 45CSR13 Permit R13-2338 4.1.22,4.5.3, 4.5.5, ; 45CSR34,; 40CFR63 Subpart FFFF,

Are you in compliance with all applicable requirements for this emission unit? X Yes ___No

If no, complete the **Schedule of Compliance Form** as **ATTACHMENT F**.

ATTACHMENT E - Emission Unit Form

Emission Unit Description		*Emission Group 151*
Emission unit ID number: T-1095	**Emission unit name:** Tank	**List any control devices associated with this emission unit:** S-132

Provide a description of the emission unit (type, method of operation, design parameters, etc.):

Tank

Manufacturer:	**Model number:**	**Serial number:**
In House	NA	NA
Construction date: 1976	**Installation date:**	**Modification date(s):**

Design Capacity (examples: furnaces - tons/hr, tanks - gallons):

<20,000

Maximum Hourly Throughput:	**Maximum Annual Throughput:**	**Maximum Operating Schedule:**
See Potential Emissions estimation method		8760

Fuel Usage Data **(fill out all applicable fields)**

Does this emission unit combust fuel? ___ Yes ___X No	**If yes, is it?** ___ Indirect Fired ___ Direct Fired
Maximum design heat input and/or maximum horsepower rating:	**Type and Btu/hr rating of burners:**

List the primary fuel type(s) and if applicable, the secondary fuel type(s). For each fuel type listed, provide the maximum hourly and annual fuel usage for each.

Describe each fuel expected to be used during the term of the permit.

Fuel Type	Max. Sulfur Content	Max. Ash Content	BTU Value

Emissions Data	***T-1095***	
Criteria Pollutants	Potential Emissions	
	PPH	TPY
Carbon Monoxide (CO)		
Nitrogen Oxides (NO_X)		
Lead (Pb)		
Particulate Matter ($PM_{2.5}$)		
Particulate Matter (PM_{10})		
Total Particulate Matter (TSP)		
Sulfur Dioxide (SO_2)		
Volatile Organic Compounds (VOC)		
Hazardous Air Pollutants	Potential Emissions	
	PPH	TPY
Regulated Pollutants other than Criteria and HAP	Potential Emissions	
	PPH	TPY

List the method(s) used to calculate the potential emissions (include dates of any stack tests conducted, versions of software used, source and dates of emission factors, etc.).

Emissions from this Emission Group are assigned to the major emitting process equipment. Emissions are calculated assuming 8760 hours of operation for most equipment. Emergency equipment emissions are based on 500 hours per year. Highest emitting products were chosen for each emission group, utilizing MON MACT standard batch requirements when appropriate. For tanks the highest throughput in the last three years was increased three times. This was the basis for the PTE. Emissions were calculated using ChemCAD, Essential EHS, Emission Master and/or other appropriate emission estimation models or calculation methodologies (USEPA's TANKS 4.0, WATER9, etc.). Methods take into account stack test results as appropriate.

Applicable Requirements ***T-1095***

List all applicable requirements for this emission unit. For each applicable requirement, include the underlying rule/regulation citation and/or construction permit with the condition number. (*Note: Title V permit condition numbers alone are not the underlying applicable requirements*). If an emission limit is calculated based on the type of source and design capacity or if a standard is based on a design parameter, this information should also be included.

Emission Limits - 4.1.1, 4.1.20, 4.1.21, 4.1.22, ; 45CSR13 Permit R13-2338 4.1.1, ; 45CSR34, ; 40CFR63 Subpart FFFF,

Opacity Limits - NA

Operational Limits - 4.1.4, 4.1.23, 4.1.24, 4.1.25, 4.1.26, ; 45CSR13 Permit R13-2338 4.1.4,; 45CSR34 , ; 40CFR63 Subpart FFFF,

X Permit Shield

For all applicable requirements listed above, provide monitoring/testing/recordkeeping/reporting which shall be used to demonstrate compliance. If the method is based on a permit or rule, include the condition number or citation. (Note: Each requirement listed above must have an associated method of demonstrating compliance. If there is not already a required method in place, then a method must be proposed.)

Emission Limits - 4.1.7, 4.5.1, 4.4.3, 4.4.4; 45CSR13 Permit R13-2338 4.1.7, 4.5.1, 4.4.4, 4.4.5;

Opacity Limits - NA;

Operational Limits - 4.5.5,4.5.3, 4.1.10, ; 45CSR13 Permit R13-2338 4.1.22,4.5.3, 4.5.5, ; 45CSR34,; 40CFR63 Subpart FFFF,

Are you in compliance with all applicable requirements for this emission unit? X Yes ___No

If no, complete the **Schedule of Compliance Form** as **ATTACHMENT F**.

ATTACHMENT E - Emission Unit Form

Emission Unit Description		*Emission Group 151*
Emission unit ID number: T-1096	**Emission unit name:** Tank	**List any control devices associated with this emission unit:** S-132

Provide a description of the emission unit (type, method of operation, design parameters, etc.):

Tank

Manufacturer:	**Model number:**	**Serial number:**
In House	NA	NA
Construction date: 1976	**Installation date:**	**Modification date(s):**

Design Capacity (examples: furnaces - tons/hr, tanks - gallons):

<20,000

Maximum Hourly Throughput:	**Maximum Annual Throughput:**	**Maximum Operating Schedule:**
See Potential Emissions estimation method		8760

Fuel Usage Data **(fill out all applicable fields)**

Does this emission unit combust fuel? ___ Yes ___X No	**If yes, is it?** ___ Indirect Fired ___ Direct Fired
Maximum design heat input and/or maximum horsepower rating:	**Type and Btu/hr rating of burners:**

List the primary fuel type(s) and if applicable, the secondary fuel type(s). For each fuel type listed, provide the maximum hourly and annual fuel usage for each.

Describe each fuel expected to be used during the term of the permit.

Fuel Type	Max. Sulfur Content	Max. Ash Content	BTU Value

Emissions Data	***T-1096***	
Criteria Pollutants	Potential Emissions	
	PPH	TPY
Carbon Monoxide (CO)		
Nitrogen Oxides (NO_X)		
Lead (Pb)		
Particulate Matter ($PM_{2.5}$)		
Particulate Matter (PM_{10})		
Total Particulate Matter (TSP)		
Sulfur Dioxide (SO_2)		
Volatile Organic Compounds (VOC)		
Hazardous Air Pollutants	Potential Emissions	
	PPH	TPY
Regulated Pollutants other than Criteria and HAP	Potential Emissions	
	PPH	TPY

List the method(s) used to calculate the potential emissions (include dates of any stack tests conducted, versions of software used, source and dates of emission factors, etc.).

Emissions from this Emission Group are assigned to the major emitting process equipment. Emissions are calculated assuming 8760 hours of operation for most equipment. Emergency equipment emissions are based on 500 hours per year. Highest emitting products were chosen for each emission group, utilizing MON MACT standard batch requirements when appropriate. For tanks the highest throughput in the last three years was increased three times. This was the basis for the PTE. Emissions were calculated using ChemCAD, Essential EHS, Emission Master and/or other appropriate emission estimation models or calculation methodologies (USEPA's TANKS 4.0, WATER9, etc.). Methods take into account stack test results as appropriate.

Applicable Requirements ***T-1096***

List all applicable requirements for this emission unit. For each applicable requirement, include the underlying rule/regulation citation and/or construction permit with the condition number. (*Note: Title V permit condition numbers alone are not the underlying applicable requirements*). If an emission limit is calculated based on the type of source and design capacity or if a standard is based on a design parameter, this information should also be included.

Emission Limits - 4.1.1, 4.1.20, 4.1.21, 4.1.22, ; 45CSR13 Permit R13-2338 4.1.1, ; 45CSR34, ; 40CFR63 Subpart FFFF,

Opacity Limits - NA

Operational Limits - 4.1.4, 4.1.23, 4.1.24, 4.1.25, 4.1.26, ; 45CSR13 Permit R13-2338 4.1.4,; 45CSR34 , ; 40CFR63 Subpart FFFF,

X Permit Shield

For all applicable requirements listed above, provide monitoring/testing/recordkeeping/reporting which shall be used to demonstrate compliance. If the method is based on a permit or rule, include the condition number or citation. (Note: Each requirement listed above must have an associated method of demonstrating compliance. If there is not already a required method in place, then a method must be proposed.)

Emission Limits - 4.1.7, 4.5.1, 4.4.3, 4.4.4; 45CSR13 Permit R13-2338 4.1.7, 4.5.1, 4.4.4, 4.4.5;

Opacity Limits - NA;

Operational Limits - 4.5.5,4.5.3, 4.1.10, ; 45CSR13 Permit R13-2338 4.1.22,4.5.3, 4.5.5, ; 45CSR34,; 40CFR63 Subpart FFFF,

Are you in compliance with all applicable requirements for this emission unit? X Yes ___No

If no, complete the **Schedule of Compliance Form** as **ATTACHMENT F**.

ATTACHMENT E - Emission Unit Form

Emission Unit Description		*Emission Group 151*
Emission unit ID number: T-1115	**Emission unit name:** Tank	**List any control devices associated with this emission unit:** S-132

Provide a description of the emission unit (type, method of operation, design parameters, etc.):

Tank

Manufacturer:	**Model number:**	**Serial number:**
In House	NA	NA
Construction date: 1976	**Installation date:**	**Modification date(s):**

Design Capacity (examples: furnaces - tons/hr, tanks - gallons):

<20,000

Maximum Hourly Throughput:	**Maximum Annual Throughput:**	**Maximum Operating Schedule:**
See Potential Emissions estimation method		8760

Fuel Usage Data **(fill out all applicable fields)**

Does this emission unit combust fuel? ___ Yes ___X No	**If yes, is it?** ___ Indirect Fired ___ Direct Fired
Maximum design heat input and/or maximum horsepower rating:	**Type and Btu/hr rating of burners:**

List the primary fuel type(s) and if applicable, the secondary fuel type(s). For each fuel type listed, provide the maximum hourly and annual fuel usage for each.

Describe each fuel expected to be used during the term of the permit.

Fuel Type	Max. Sulfur Content	Max. Ash Content	BTU Value

Emissions Data	***T-1115***	
Criteria Pollutants	Potential Emissions	
	PPH	TPY
Carbon Monoxide (CO)		
Nitrogen Oxides (NO_X)		
Lead (Pb)		
Particulate Matter ($PM_{2.5}$)		
Particulate Matter (PM_{10})		
Total Particulate Matter (TSP)		
Sulfur Dioxide (SO_2)		
Volatile Organic Compounds (VOC)		
Hazardous Air Pollutants	Potential Emissions	
	PPH	TPY
Regulated Pollutants other than Criteria and HAP	Potential Emissions	
	PPH	TPY

List the method(s) used to calculate the potential emissions (include dates of any stack tests conducted, versions of software used, source and dates of emission factors, etc.).

Emissions from this Emission Group are assigned to the major emitting process equipment. Emissions are calculated assuming 8760 hours of operation for most equipment. Emergency equipment emissions are based on 500 hours per year. Highest emitting products were chosen for each emission group, utilizing MON MACT standard batch requirements when appropriate. For tanks the highest throughput in the last three years was increased three times. This was the basis for the PTE. Emissions were calculated using ChemCAD, Essential EHS, Emission Master and/or other appropriate emission estimation models or calculation methodologies (USEPA's TANKS 4.0, WATER9, etc.). Methods take into account stack test results as appropriate.

Applicable Requirements ***T-1115***

List all applicable requirements for this emission unit. For each applicable requirement, include the underlying rule/regulation citation and/or construction permit with the condition number. (*Note: Title V permit condition numbers alone are not the underlying applicable requirements*). If an emission limit is calculated based on the type of source and design capacity or if a standard is based on a design parameter, this information should also be included.

Emission Limits - 4.1.1, 4.1.20, 4.1.21, 4.1.22, ; 45CSR13 Permit R13-2338 4.1.1, ; 45CSR34, ; 40CFR63 Subpart FFFF,

Opacity Limits - NA

Operational Limits - 4.1.4, 4.1.23, 4.1.24, 4.1.25, 4.1.26, ; 45CSR13 Permit R13-2338 4.1.4,; 45CSR34 , ; 40CFR63 Subpart FFFF,

X Permit Shield

For all applicable requirements listed above, provide monitoring/testing/recordkeeping/reporting which shall be used to demonstrate compliance. If the method is based on a permit or rule, include the condition number or citation. (Note: Each requirement listed above must have an associated method of demonstrating compliance. If there is not already a required method in place, then a method must be proposed.)

Emission Limits - 4.1.7, 4.5.1, 4.4.3, 4.4.4; 45CSR13 Permit R13-2338 4.1.7, 4.5.1, 4.4.4, 4.4.5;

Opacity Limits - NA;

Operational Limits - 4.5.5,4.5.3, 4.1.10, ; 45CSR13 Permit R13-2338 4.1.22,4.5.3, 4.5.5, ; 45CSR34,; 40CFR63 Subpart FFFF,

Are you in compliance with all applicable requirements for this emission unit? X Yes ___No

If no, complete the **Schedule of Compliance Form** as **ATTACHMENT F**.

ATTACHMENT E - Emission Unit Form

Emission Unit Description		*Emission Group 151*
Emission unit ID number: T-1116	**Emission unit name:** Tank	**List any control devices associated with this emission unit:** S-132

Provide a description of the emission unit (type, method of operation, design parameters, etc.):

Tank

Manufacturer:	**Model number:**	**Serial number:**
In House	NA	NA
Construction date: 1976	**Installation date:**	**Modification date(s):**

Design Capacity (examples: furnaces - tons/hr, tanks - gallons):

<20,000

Maximum Hourly Throughput:	**Maximum Annual Throughput:**	**Maximum Operating Schedule:**
See Potential Emissions estimation method		8760

Fuel Usage Data **(fill out all applicable fields)**

Does this emission unit combust fuel? ___ Yes ___X No	**If yes, is it?** ___ Indirect Fired ___ Direct Fired
Maximum design heat input and/or maximum horsepower rating:	**Type and Btu/hr rating of burners:**

List the primary fuel type(s) and if applicable, the secondary fuel type(s). For each fuel type listed, provide the maximum hourly and annual fuel usage for each.

Describe each fuel expected to be used during the term of the permit.

Fuel Type	Max. Sulfur Content	Max. Ash Content	BTU Value

Emissions Data	***T-1116***	
Criteria Pollutants	Potential Emissions	
	PPH	TPY
Carbon Monoxide (CO)		
Nitrogen Oxides (NO_X)		
Lead (Pb)		
Particulate Matter ($PM_{2.5}$)		
Particulate Matter (PM_{10})		
Total Particulate Matter (TSP)		
Sulfur Dioxide (SO_2)		
Volatile Organic Compounds (VOC)		
Hazardous Air Pollutants	Potential Emissions	
	PPH	TPY
Regulated Pollutants other than Criteria and HAP	Potential Emissions	
	PPH	TPY

List the method(s) used to calculate the potential emissions (include dates of any stack tests conducted, versions of software used, source and dates of emission factors, etc.).

Emissions from this Emission Group are assigned to the major emitting process equipment. Emissions are calculated assuming 8760 hours of operation for most equipment. Emergency equipment emissions are based on 500 hours per year. Highest emitting products were chosen for each emission group, utilizing MON MACT standard batch requirements when appropriate. For tanks the highest throughput in the last three years was increased three times. This was the basis for the PTE. Emissions were calculated using ChemCAD, Essential EHS, Emission Master and/or other appropriate emission estimation models or calculation methodologies (USEPA's TANKS 4.0, WATER9, etc.). Methods take into account stack test results as appropriate.

Applicable Requirements ***T-1116***

List all applicable requirements for this emission unit. For each applicable requirement, include the underlying rule/regulation citation and/or construction permit with the condition number. (*Note: Title V permit condition numbers alone are not the underlying applicable requirements*). If an emission limit is calculated based on the type of source and design capacity or if a standard is based on a design parameter, this information should also be included.

Emission Limits - 4.1.1, 4.1.20, 4.1.21, 4.1.22, ; 45CSR13 Permit R13-2338 4.1.1, ; 45CSR34, ; 40CFR63 Subpart FFFF,

Opacity Limits - NA

Operational Limits - 4.1.4, 4.1.23, 4.1.24, 4.1.25, 4.1.26, ; 45CSR13 Permit R13-2338 4.1.4,; 45CSR34 , ; 40CFR63 Subpart FFFF,

X Permit Shield

For all applicable requirements listed above, provide monitoring/testing/recordkeeping/reporting which shall be used to demonstrate compliance. If the method is based on a permit or rule, include the condition number or citation. (Note: Each requirement listed above must have an associated method of demonstrating compliance. If there is not already a required method in place, then a method must be proposed.)

Emission Limits - 4.1.7, 4.5.1, 4.4.3, 4.4.4; 45CSR13 Permit R13-2338 4.1.7, 4.5.1, 4.4.4, 4.4.5;

Opacity Limits - NA;

Operational Limits - 4.5.5,4.5.3, 4.1.10, ; 45CSR13 Permit R13-2338 4.1.22,4.5.3, 4.5.5, ; 45CSR34,; 40CFR63 Subpart FFFF,

Are you in compliance with all applicable requirements for this emission unit? X Yes ___No

If no, complete the **Schedule of Compliance Form** as **ATTACHMENT F**.

ATTACHMENT E - Emission Unit Form

Emission Unit Description		*Emission Group 151*
Emission unit ID number: T-1117	**Emission unit name:** Tank	**List any control devices associated with this emission unit:** S-132
Provide a description of the emission unit (type, method of operation, design parameters, etc.): Tank		
Manufacturer: In House	**Model number:** NA	**Serial number:** NA
Construction date: 1976	**Installation date:**	**Modification date(s):**
Design Capacity (examples: furnaces - tons/hr, tanks - gallons): <20,000		
Maximum Hourly Throughput: See Potential Emissions estimation method	**Maximum Annual Throughput:**	**Maximum Operating Schedule:** 8760
Fuel Usage Data **(fill out all applicable fields)**		
Does this emission unit combust fuel? ___ Yes ___X No		**If yes, is it?** ___ Indirect Fired ___ Direct Fired
Maximum design heat input and/or maximum horsepower rating:		**Type and Btu/hr rating of burners:**
List the primary fuel type(s) and if applicable, the secondary fuel type(s). For each fuel type listed, provide the maximum hourly and annual fuel usage for each.		

Describe each fuel expected to be used during the term of the permit.

Fuel Type	Max. Sulfur Content	Max. Ash Content	BTU Value

Emissions Data	***T-1117***	
Criteria Pollutants	Potential Emissions	
	PPH	TPY
Carbon Monoxide (CO)		
Nitrogen Oxides (NO_X)		
Lead (Pb)		
Particulate Matter ($PM_{2.5}$)		
Particulate Matter (PM_{10})		
Total Particulate Matter (TSP)		
Sulfur Dioxide (SO_2)		
Volatile Organic Compounds (VOC)		
Hazardous Air Pollutants	Potential Emissions	
	PPH	TPY
Regulated Pollutants other than Criteria and HAP	Potential Emissions	
	PPH	TPY

List the method(s) used to calculate the potential emissions (include dates of any stack tests conducted, versions of software used, source and dates of emission factors, etc.).

Emissions from this Emission Group are assigned to the major emitting process equipment. Emissions are calculated assuming 8760 hours of operation for most equipment. Emergency equipment emissions are based on 500 hours per year. Highest emitting products were chosen for each emission group, utilizing MON MACT standard batch requirements when appropriate. For tanks the highest throughput in the last three years was increased three times. This was the basis for the PTE. Emissions were calculated using ChemCAD, Essential EHS, Emission Master and/or other appropriate emission estimation models or calculation methodologies (USEPA's TANKS 4.0, WATER9, etc.). Methods take into account stack test results as appropriate.

Applicable Requirements ***T-1117***

List all applicable requirements for this emission unit. For each applicable requirement, include the underlying rule/regulation citation and/or construction permit with the condition number. (*Note: Title V permit condition numbers alone are not the underlying applicable requirements*). If an emission limit is calculated based on the type of source and design capacity or if a standard is based on a design parameter, this information should also be included.

Emission Limits - 4.1.1, 4.1.20, 4.1.21, 4.1.22, ; 45CSR13 Permit R13-2338 4.1.1, ; 45CSR34, ; 40CFR63 Subpart FFFF,

Opacity Limits - NA

Operational Limits - 4.1.4, 4.1.23, 4.1.24, 4.1.25, 4.1.26, ; 45CSR13 Permit R13-2338 4.1.4,; 45CSR34 , ; 40CFR63 Subpart FFFF,

X Permit Shield

For all applicable requirements listed above, provide monitoring/testing/recordkeeping/reporting which shall be used to demonstrate compliance. If the method is based on a permit or rule, include the condition number or citation. (Note: Each requirement listed above must have an associated method of demonstrating compliance. If there is not already a required method in place, then a method must be proposed.)

Emission Limits - 4.1.7, 4.5.1, 4.4.3, 4.4.4; 45CSR13 Permit R13-2338 4.1.7, 4.5.1, 4.4.4, 4.4.5;

Opacity Limits - NA;

Operational Limits - 4.5.5,4.5.3, 4.1.10, ; 45CSR13 Permit R13-2338 4.1.22,4.5.3, 4.5.5, ; 45CSR34,; 40CFR63 Subpart FFFF,

Are you in compliance with all applicable requirements for this emission unit? X Yes ___No

If no, complete the **Schedule of Compliance Form** as **ATTACHMENT F**.

ATTACHMENT E - Emission Unit Form

Emission Unit Description		*Emission Group 151*
Emission unit ID number: T-1119	**Emission unit name:** Tank	**List any control devices associated with this emission unit:** S-132

Provide a description of the emission unit (type, method of operation, design parameters, etc.):

Tank

Manufacturer: In House	**Model number:** NA	**Serial number:** NA
Construction date: 1976	**Installation date:**	**Modification date(s):**

Design Capacity (examples: furnaces - tons/hr, tanks - gallons):

<20,000

Maximum Hourly Throughput: See Potential Emissions estimation method	**Maximum Annual Throughput:**	**Maximum Operating Schedule:** 8760

Fuel Usage Data **(fill out all applicable fields)**

Does this emission unit combust fuel? ___ Yes ___X No	**If yes, is it?** ___ Indirect Fired ___ Direct Fired
Maximum design heat input and/or maximum horsepower rating:	**Type and Btu/hr rating of burners:**

List the primary fuel type(s) and if applicable, the secondary fuel type(s). For each fuel type listed, provide the maximum hourly and annual fuel usage for each.

Describe each fuel expected to be used during the term of the permit.

Fuel Type	Max. Sulfur Content	Max. Ash Content	BTU Value

Emissions Data	***T-1119***	
Criteria Pollutants	Potential Emissions	
	PPH	TPY
Carbon Monoxide (CO)		
Nitrogen Oxides (NO_X)		
Lead (Pb)		
Particulate Matter ($PM_{2.5}$)		
Particulate Matter (PM_{10})		
Total Particulate Matter (TSP)		
Sulfur Dioxide (SO_2)		
Volatile Organic Compounds (VOC)		
Hazardous Air Pollutants	Potential Emissions	
	PPH	TPY
Regulated Pollutants other than Criteria and HAP	Potential Emissions	
	PPH	TPY

List the method(s) used to calculate the potential emissions (include dates of any stack tests conducted, versions of software used, source and dates of emission factors, etc.).

Emissions from this Emission Group are assigned to the major emitting process equipment. Emissions are calculated assuming 8760 hours of operation for most equipment. Emergency equipment emissions are based on 500 hours per year. Highest emitting products were chosen for each emission group, utilizing MON MACT standard batch requirements when appropriate. For tanks the highest throughput in the last three years was increased three times. This was the basis for the PTE. Emissions were calculated using ChemCAD, Essential EHS, Emission Master and/or other appropriate emission estimation models or calculation methodologies (USEPA's TANKS 4.0, WATER9, etc.). Methods take into account stack test results as appropriate.

Applicable Requirements ***T-1119***

List all applicable requirements for this emission unit. For each applicable requirement, include the underlying rule/regulation citation and/or construction permit with the condition number. (*Note: Title V permit condition numbers alone are not the underlying applicable requirements*). If an emission limit is calculated based on the type of source and design capacity or if a standard is based on a design parameter, this information should also be included.

Emission Limits - 4.1.1, 4.1.20, 4.1.21, 4.1.22, ; 45CSR13 Permit R13-2338 4.1.1, ; 45CSR34, ; 40CFR63 Subpart FFFF,

Opacity Limits - NA

Operational Limits - 4.1.4, 4.1.23, 4.1.24, 4.1.25, 4.1.26, ; 45CSR13 Permit R13-2338 4.1.4,; 45CSR34 , ; 40CFR63 Subpart FFFF,

X Permit Shield

For all applicable requirements listed above, provide monitoring/testing/recordkeeping/reporting which shall be used to demonstrate compliance. If the method is based on a permit or rule, include the condition number or citation. (Note: Each requirement listed above must have an associated method of demonstrating compliance. If there is not already a required method in place, then a method must be proposed.)

Emission Limits - 4.1.7, 4.5.1, 4.4.3, 4.4.4; 45CSR13 Permit R13-2338 4.1.7, 4.5.1, 4.4.4, 4.4.5;

Opacity Limits - NA;

Operational Limits - 4.5.5,4.5.3, 4.1.10, ; 45CSR13 Permit R13-2338 4.1.22,4.5.3, 4.5.5, ; 45CSR34,; 40CFR63 Subpart FFFF,

Are you in compliance with all applicable requirements for this emission unit? X Yes ___No

If no, complete the **Schedule of Compliance Form** as **ATTACHMENT F**.

ATTACHMENT E - Emission Unit Form

Emission Unit Description		*Emission Group 151*
Emission unit ID number: T-1120	**Emission unit name:** Tank	**List any control devices associated with this emission unit:** S-132

Provide a description of the emission unit (type, method of operation, design parameters, etc.):

Tank

Manufacturer:	**Model number:**	**Serial number:**
In House	NA	NA
Construction date: 1976	**Installation date:**	**Modification date(s):**

Design Capacity (examples: furnaces - tons/hr, tanks - gallons):

20000

Maximum Hourly Throughput:	**Maximum Annual Throughput:**	**Maximum Operating Schedule:**
See Potential Emissions estimation method		8760

Fuel Usage Data **(fill out all applicable fields)**

Does this emission unit combust fuel? ___ Yes ___X No	**If yes, is it?** ___ Indirect Fired ___ Direct Fired
Maximum design heat input and/or maximum horsepower rating:	**Type and Btu/hr rating of burners:**

List the primary fuel type(s) and if applicable, the secondary fuel type(s). For each fuel type listed, provide the maximum hourly and annual fuel usage for each.

Describe each fuel expected to be used during the term of the permit.

Fuel Type	Max. Sulfur Content	Max. Ash Content	BTU Value

Emissions Data	***T-1120***	
Criteria Pollutants	Potential Emissions	
	PPH	TPY
Carbon Monoxide (CO)		
Nitrogen Oxides (NO_X)		
Lead (Pb)		
Particulate Matter ($PM_{2.5}$)		
Particulate Matter (PM_{10})		
Total Particulate Matter (TSP)		
Sulfur Dioxide (SO_2)		
Volatile Organic Compounds (VOC)		
Hazardous Air Pollutants	Potential Emissions	
	PPH	TPY
Regulated Pollutants other than Criteria and HAP	Potential Emissions	
	PPH	TPY

List the method(s) used to calculate the potential emissions (include dates of any stack tests conducted, versions of software used, source and dates of emission factors, etc.).

Emissions from this Emission Group are assigned to the major emitting process equipment. Emissions are calculated assuming 8760 hours of operation for most equipment. Emergency equipment emissions are based on 500 hours per year. Highest emitting products were chosen for each emission group, utilizing MON MACT standard batch requirements when appropriate. For tanks the highest throughput in the last three years was increased three times. This was the basis for the PTE. Emissions were calculated using ChemCAD, Essential EHS, Emission Master and/or other appropriate emission estimation models or calculation methodologies (USEPA's TANKS 4.0, WATER9, etc.). Methods take into account stack test results as appropriate.

Applicable Requirements ***T-1120***

List all applicable requirements for this emission unit. For each applicable requirement, include the underlying rule/regulation citation and/or construction permit with the condition number. (*Note: Title V permit condition numbers alone are not the underlying applicable requirements*). If an emission limit is calculated based on the type of source and design capacity or if a standard is based on a design parameter, this information should also be included.

Emission Limits - 4.1.1, 4.1.20, 4.1.21, 4.1.22, ; 45CSR13 Permit R13-2338 4.1.1, ; 45CSR34, ; 40CFR63 Subpart FFFF,

Opacity Limits - NA

Operational Limits - 4.1.4, 4.1.23, 4.1.24, 4.1.25, 4.1.26, ; 45CSR13 Permit R13-2338 4.1.4,; 45CSR34 , ; 40CFR63 Subpart FFFF,

X Permit Shield

For all applicable requirements listed above, provide monitoring/testing/recordkeeping/reporting which shall be used to demonstrate compliance. If the method is based on a permit or rule, include the condition number or citation. (Note: Each requirement listed above must have an associated method of demonstrating compliance. If there is not already a required method in place, then a method must be proposed.)

Emission Limits - 4.1.7, 4.5.1, 4.4.3, 4.4.4; 45CSR13 Permit R13-2338 4.1.7, 4.5.1, 4.4.4, 4.4.5;

Opacity Limits - NA;

Operational Limits - 4.5.5,4.5.3, 4.1.10, ; 45CSR13 Permit R13-2338 4.1.22,4.5.3, 4.5.5, ; 45CSR34,; 40CFR63 Subpart FFFF,

Are you in compliance with all applicable requirements for this emission unit? X Yes ___No

If no, complete the **Schedule of Compliance Form** as **ATTACHMENT F**.

ATTACHMENT E - Emission Unit Form

Emission Unit Description		*Emission Group 151*
Emission unit ID number: T-1123	**Emission unit name:** Tank	**List any control devices associated with this emission unit:** S-132

Provide a description of the emission unit (type, method of operation, design parameters, etc.):

Tank

Manufacturer:	**Model number:**	**Serial number:**
In House	NA	NA
Construction date: 1976	**Installation date:**	**Modification date(s):**

Design Capacity (examples: furnaces - tons/hr, tanks - gallons):

20000

Maximum Hourly Throughput:	**Maximum Annual Throughput:**	**Maximum Operating Schedule:**
See Potential Emissions estimation method		8760

Fuel Usage Data **(fill out all applicable fields)**

Does this emission unit combust fuel? ___ Yes ___X No	**If yes, is it?** ___ Indirect Fired ___ Direct Fired
Maximum design heat input and/or maximum horsepower rating:	**Type and Btu/hr rating of burners:**

List the primary fuel type(s) and if applicable, the secondary fuel type(s). For each fuel type listed, provide the maximum hourly and annual fuel usage for each.

Describe each fuel expected to be used during the term of the permit.

Fuel Type	Max. Sulfur Content	Max. Ash Content	BTU Value

Emissions Data	***T-1123***	
Criteria Pollutants	Potential Emissions	
	PPH	TPY
Carbon Monoxide (CO)		
Nitrogen Oxides (NO_X)		
Lead (Pb)		
Particulate Matter ($PM_{2.5}$)		
Particulate Matter (PM_{10})		
Total Particulate Matter (TSP)		
Sulfur Dioxide (SO_2)		
Volatile Organic Compounds (VOC)		
Hazardous Air Pollutants	Potential Emissions	
	PPH	TPY
Regulated Pollutants other than Criteria and HAP	Potential Emissions	
	PPH	TPY

List the method(s) used to calculate the potential emissions (include dates of any stack tests conducted, versions of software used, source and dates of emission factors, etc.).

Emissions from this Emission Group are assigned to the major emitting process equipment. Emissions are calculated assuming 8760 hours of operation for most equipment. Emergency equipment emissions are based on 500 hours per year. Highest emitting products were chosen for each emission group, utilizing MON MACT standard batch requirements when appropriate. For tanks the highest throughput in the last three years was increased three times. This was the basis for the PTE. Emissions were calculated using ChemCAD, Essential EHS, Emission Master and/or other appropriate emission estimation models or calculation methodologies (USEPA's TANKS 4.0, WATER9, etc.). Methods take into account stack test results as appropriate.

Applicable Requirements ***T-1123***

List all applicable requirements for this emission unit. For each applicable requirement, include the underlying rule/regulation citation and/or construction permit with the condition number. (*Note: Title V permit condition numbers alone are not the underlying applicable requirements*). If an emission limit is calculated based on the type of source and design capacity or if a standard is based on a design parameter, this information should also be included.

Emission Limits - 4.1.1, 4.1.20, 4.1.21, 4.1.22, ; 45CSR13 Permit R13-2338 4.1.1, ; 45CSR34, ; 40CFR63 Subpart FFFF,

Opacity Limits - NA

Operational Limits - 4.1.4, 4.1.23, 4.1.24, 4.1.25, 4.1.26, ; 45CSR13 Permit R13-2338 4.1.4,; 45CSR34 , ; 40CFR63 Subpart FFFF,

X Permit Shield

For all applicable requirements listed above, provide monitoring/testing/recordkeeping/reporting which shall be used to demonstrate compliance. If the method is based on a permit or rule, include the condition number or citation. (Note: Each requirement listed above must have an associated method of demonstrating compliance. If there is not already a required method in place, then a method must be proposed.)

Emission Limits - 4.1.7, 4.5.1, 4.4.3, 4.4.4; 45CSR13 Permit R13-2338 4.1.7, 4.5.1, 4.4.4, 4.4.5;

Opacity Limits - NA;

Operational Limits - 4.5.5,4.5.3, 4.1.10, ; 45CSR13 Permit R13-2338 4.1.22,4.5.3, 4.5.5, ; 45CSR34,; 40CFR63 Subpart FFFF,

Are you in compliance with all applicable requirements for this emission unit? X Yes ___No

If no, complete the **Schedule of Compliance Form** as **ATTACHMENT F**.

ATTACHMENT E - Emission Unit Form

Emission Unit Description		*Emission Group 151*
Emission unit ID number: T-1131	**Emission unit name:** Tank	**List any control devices associated with this emission unit:** S-132

Provide a description of the emission unit (type, method of operation, design parameters, etc.):

Tank

Manufacturer:	**Model number:**	**Serial number:**
In House	NA	NA
Construction date: 1976	**Installation date:**	**Modification date(s):**

Design Capacity (examples: furnaces - tons/hr, tanks - gallons):

20000

Maximum Hourly Throughput:	**Maximum Annual Throughput:**	**Maximum Operating Schedule:**
See Potential Emissions estimation method		8760

Fuel Usage Data **(fill out all applicable fields)**

Does this emission unit combust fuel? ___ Yes ___X No	**If yes, is it?** ___ Indirect Fired ___ Direct Fired
Maximum design heat input and/or maximum horsepower rating:	**Type and Btu/hr rating of burners:**

List the primary fuel type(s) and if applicable, the secondary fuel type(s). For each fuel type listed, provide the maximum hourly and annual fuel usage for each.

Describe each fuel expected to be used during the term of the permit.

Fuel Type	Max. Sulfur Content	Max. Ash Content	BTU Value

Emissions Data ***T-1131***

Criteria Pollutants	Potential Emissions	
	PPH	TPY
Carbon Monoxide (CO)		
Nitrogen Oxides (NO_X)		
Lead (Pb)		
Particulate Matter ($PM_{2.5}$)		
Particulate Matter (PM_{10})		
Total Particulate Matter (TSP)		
Sulfur Dioxide (SO_2)		
Volatile Organic Compounds (VOC)		

Hazardous Air Pollutants	Potential Emissions	
	PPH	TPY

Regulated Pollutants other than Criteria and HAP	Potential Emissions	
	PPH	TPY

List the method(s) used to calculate the potential emissions (include dates of any stack tests conducted, versions of software used, source and dates of emission factors, etc.).

Emissions from this Emission Group are assigned to the major emitting process equipment. Emissions are calculated assuming 8760 hours of operation for most equipment. Emergency equipment emissions are based on 500 hours per year. Highest emitting products were chosen for each emission group, utilizing MON MACT standard batch requirements when appropriate. For tanks the highest throughput in the last three years was increased three times. This was the basis for the PTE. Emissions were calculated using ChemCAD, Essential EHS, Emission Master and/or other appropriate emission estimation models or calculation methodologies (USEPA's TANKS 4.0, WATER9, etc.). Methods take into account stack test results as appropriate.

Applicable Requirements ***T-1131***

List all applicable requirements for this emission unit. For each applicable requirement, include the underlying rule/regulation citation and/or construction permit with the condition number. (*Note: Title V permit condition numbers alone are not the underlying applicable requirements*). If an emission limit is calculated based on the type of source and design capacity or if a standard is based on a design parameter, this information should also be included.

Emission Limits - 4.1.1, 4.1.20, 4.1.21, 4.1.22, ; 45CSR13 Permit R13-2338 4.1.1, ; 45CSR34, ; 40CFR63 Subpart FFFF,

Opacity Limits - NA

Operational Limits - 4.1.4, 4.1.23, 4.1.24, 4.1.25, 4.1.26, ; 45CSR13 Permit R13-2338 4.1.4,; 45CSR34 , ; 40CFR63 Subpart FFFF,

X Permit Shield

For all applicable requirements listed above, provide monitoring/testing/recordkeeping/reporting which shall be used to demonstrate compliance. If the method is based on a permit or rule, include the condition number or citation. (Note: Each requirement listed above must have an associated method of demonstrating compliance. If there is not already a required method in place, then a method must be proposed.)

Emission Limits - 4.1.7, 4.5.1, 4.4.3, 4.4.4; 45CSR13 Permit R13-2338 4.1.7, 4.5.1, 4.4.4, 4.4.5;

Opacity Limits - NA;

Operational Limits - 4.5.5,4.5.3, 4.1.10, ; 45CSR13 Permit R13-2338 4.1.22,4.5.3, 4.5.5, ; 45CSR34,; 40CFR63 Subpart FFFF,

Are you in compliance with all applicable requirements for this emission unit? X Yes ___No

If no, complete the **Schedule of Compliance Form** as **ATTACHMENT F**.

ATTACHMENT E - Emission Unit Form

Emission Unit Description		*Emission Group 151*
Emission unit ID number: T-1132	**Emission unit name:** Tank	**List any control devices associated with this emission unit:** S-132

Provide a description of the emission unit (type, method of operation, design parameters, etc.):

Tank

Manufacturer:	**Model number:**	**Serial number:**
In House	NA	NA
Construction date: 1976	**Installation date:**	**Modification date(s):**

Design Capacity (examples: furnaces - tons/hr, tanks - gallons):

20000

Maximum Hourly Throughput:	**Maximum Annual Throughput:**	**Maximum Operating Schedule:**
See Potential Emissions estimation method		8760

Fuel Usage Data **(fill out all applicable fields)**

Does this emission unit combust fuel? ___ Yes ___X No	**If yes, is it?** ___ Indirect Fired ___ Direct Fired
Maximum design heat input and/or maximum horsepower rating:	**Type and Btu/hr rating of burners:**

List the primary fuel type(s) and if applicable, the secondary fuel type(s). For each fuel type listed, provide the maximum hourly and annual fuel usage for each.

Describe each fuel expected to be used during the term of the permit.

Fuel Type	Max. Sulfur Content	Max. Ash Content	BTU Value

Emissions Data ***T-1132***

Criteria Pollutants	Potential Emissions	
	PPH	TPY
Carbon Monoxide (CO)		
Nitrogen Oxides (NO_X)		
Lead (Pb)		
Particulate Matter ($PM_{2.5}$)		
Particulate Matter (PM_{10})		
Total Particulate Matter (TSP)		
Sulfur Dioxide (SO_2)		
Volatile Organic Compounds (VOC)		

Hazardous Air Pollutants	Potential Emissions	
	PPH	TPY

Regulated Pollutants other than Criteria and HAP	Potential Emissions	
	PPH	TPY

List the method(s) used to calculate the potential emissions (include dates of any stack tests conducted, versions of software used, source and dates of emission factors, etc.).

Emissions from this Emission Group are assigned to the major emitting process equipment. Emissions are calculated assuming 8760 hours of operation for most equipment. Emergency equipment emissions are based on 500 hours per year. Highest emitting products were chosen for each emission group, utilizing MON MACT standard batch requirements when appropriate. For tanks the highest throughput in the last three years was increased three times. This was the basis for the PTE. Emissions were calculated using ChemCAD, Essential EHS, Emission Master and/or other appropriate emission estimation models or calculation methodologies (USEPA's TANKS 4.0, WATER9, etc.). Methods take into account stack test results as appropriate.

Applicable Requirements ***T-1132***

List all applicable requirements for this emission unit. For each applicable requirement, include the underlying rule/regulation citation and/or construction permit with the condition number. (*Note: Title V permit condition numbers alone are not the underlying applicable requirements*). If an emission limit is calculated based on the type of source and design capacity or if a standard is based on a design parameter, this information should also be included.

Emission Limits - 4.1.1, 4.1.20, 4.1.21, 4.1.22, ; 45CSR13 Permit R13-2338 4.1.1, ; 45CSR34, ; 40CFR63 Subpart FFFF,

Opacity Limits - NA

Operational Limits - 4.1.4, 4.1.23, 4.1.24, 4.1.25, 4.1.26, ; 45CSR13 Permit R13-2338 4.1.4,; 45CSR34 , ; 40CFR63 Subpart FFFF,

X Permit Shield

For all applicable requirements listed above, provide monitoring/testing/recordkeeping/reporting which shall be used to demonstrate compliance. If the method is based on a permit or rule, include the condition number or citation. (Note: Each requirement listed above must have an associated method of demonstrating compliance. If there is not already a required method in place, then a method must be proposed.)

Emission Limits - 4.1.7, 4.5.1, 4.4.3, 4.4.4; 45CSR13 Permit R13-2338 4.1.7, 4.5.1, 4.4.4, 4.4.5;

Opacity Limits - NA;

Operational Limits - 4.5.5,4.5.3, 4.1.10, ; 45CSR13 Permit R13-2338 4.1.22,4.5.3, 4.5.5, ; 45CSR34,; 40CFR63 Subpart FFFF,

Are you in compliance with all applicable requirements for this emission unit? X Yes ___No

If no, complete the **Schedule of Compliance Form** as **ATTACHMENT F**.

ATTACHMENT E - Emission Unit Form

Emission Unit Description		*Emission Group 151*
Emission unit ID number: T-1134	**Emission unit name:** Tank	**List any control devices associated with this emission unit:** S-132

Provide a description of the emission unit (type, method of operation, design parameters, etc.):

Tank

Manufacturer:	**Model number:**	**Serial number:**
In House	NA	NA
Construction date: 1976	**Installation date:**	**Modification date(s):**

Design Capacity (examples: furnaces - tons/hr, tanks - gallons):

20000

Maximum Hourly Throughput:	**Maximum Annual Throughput:**	**Maximum Operating Schedule:**
See Potential Emissions estimation method		8760

Fuel Usage Data **(fill out all applicable fields)**

Does this emission unit combust fuel? ___ Yes ___X No	**If yes, is it?** ___ Indirect Fired ___ Direct Fired
Maximum design heat input and/or maximum horsepower rating:	**Type and Btu/hr rating of burners:**

List the primary fuel type(s) and if applicable, the secondary fuel type(s). For each fuel type listed, provide the maximum hourly and annual fuel usage for each.

Describe each fuel expected to be used during the term of the permit.

Fuel Type	Max. Sulfur Content	Max. Ash Content	BTU Value

Emissions Data	***T-1134***	
Criteria Pollutants	Potential Emissions	
	PPH	TPY
Carbon Monoxide (CO)		
Nitrogen Oxides (NO_X)		
Lead (Pb)		
Particulate Matter ($PM_{2.5}$)		
Particulate Matter (PM_{10})		
Total Particulate Matter (TSP)		
Sulfur Dioxide (SO_2)		
Volatile Organic Compounds (VOC)		
Hazardous Air Pollutants	Potential Emissions	
	PPH	TPY
Regulated Pollutants other than Criteria and HAP	Potential Emissions	
	PPH	TPY

List the method(s) used to calculate the potential emissions (include dates of any stack tests conducted, versions of software used, source and dates of emission factors, etc.).

Emissions from this Emission Group are assigned to the major emitting process equipment. Emissions are calculated assuming 8760 hours of operation for most equipment. Emergency equipment emissions are based on 500 hours per year. Highest emitting products were chosen for each emission group, utilizing MON MACT standard batch requirements when appropriate. For tanks the highest throughput in the last three years was increased three times. This was the basis for the PTE. Emissions were calculated using ChemCAD, Essential EHS, Emission Master and/or other appropriate emission estimation models or calculation methodologies (USEPA's TANKS 4.0, WATER9, etc.). Methods take into account stack test results as appropriate.

Applicable Requirements ***T-1134***

List all applicable requirements for this emission unit. For each applicable requirement, include the underlying rule/regulation citation and/or construction permit with the condition number. (*Note: Title V permit condition numbers alone are not the underlying applicable requirements*). If an emission limit is calculated based on the type of source and design capacity or if a standard is based on a design parameter, this information should also be included.

Emission Limits - 4.1.1, 4.1.20, 4.1.21, 4.1.22, ; 45CSR13 Permit R13-2338 4.1.1, ; 45CSR34, ; 40CFR63 Subpart FFFF,

Opacity Limits - NA

Operational Limits - 4.1.4, 4.1.23, 4.1.24, 4.1.25, 4.1.26, ; 45CSR13 Permit R13-2338 4.1.4,; 45CSR34 , ; 40CFR63 Subpart FFFF,

X Permit Shield

For all applicable requirements listed above, provide monitoring/testing/recordkeeping/reporting which shall be used to demonstrate compliance. If the method is based on a permit or rule, include the condition number or citation. (Note: Each requirement listed above must have an associated method of demonstrating compliance. If there is not already a required method in place, then a method must be proposed.)

Emission Limits - 4.1.7, 4.5.1, 4.4.3, 4.4.4; 45CSR13 Permit R13-2338 4.1.7, 4.5.1, 4.4.4, 4.4.5;

Opacity Limits - NA;

Operational Limits - 4.5.5,4.5.3, 4.1.10, ; 45CSR13 Permit R13-2338 4.1.22,4.5.3, 4.5.5, ; 45CSR34,; 40CFR63 Subpart FFFF,

Are you in compliance with all applicable requirements for this emission unit? X Yes ___No

If no, complete the **Schedule of Compliance Form** as **ATTACHMENT F**.

ATTACHMENT E - Emission Unit Form

Emission Unit Description		*Emission Group 151*
Emission unit ID number: T-1140	**Emission unit name:** Tank	**List any control devices associated with this emission unit:** S-132

Provide a description of the emission unit (type, method of operation, design parameters, etc.):

Tank

Manufacturer:	**Model number:**	**Serial number:**
In House	NA	NA
Construction date: 1976	**Installation date:**	**Modification date(s):**

Design Capacity (examples: furnaces - tons/hr, tanks - gallons):

20000

Maximum Hourly Throughput:	**Maximum Annual Throughput:**	**Maximum Operating Schedule:**
See Potential Emissions estimation method		8760

Fuel Usage Data **(fill out all applicable fields)**

Does this emission unit combust fuel? ___ Yes ___X No	**If yes, is it?** ___ Indirect Fired ___ Direct Fired
Maximum design heat input and/or maximum horsepower rating:	**Type and Btu/hr rating of burners:**

List the primary fuel type(s) and if applicable, the secondary fuel type(s). For each fuel type listed, provide the maximum hourly and annual fuel usage for each.

Describe each fuel expected to be used during the term of the permit.

Fuel Type	Max. Sulfur Content	Max. Ash Content	BTU Value

Emissions Data	***T-1140***	
Criteria Pollutants	Potential Emissions	
	PPH	TPY
Carbon Monoxide (CO)		
Nitrogen Oxides (NO_X)		
Lead (Pb)		
Particulate Matter ($PM_{2.5}$)		
Particulate Matter (PM_{10})		
Total Particulate Matter (TSP)		
Sulfur Dioxide (SO_2)		
Volatile Organic Compounds (VOC)		
Hazardous Air Pollutants	Potential Emissions	
	PPH	TPY
Regulated Pollutants other than Criteria and HAP	Potential Emissions	
	PPH	TPY

List the method(s) used to calculate the potential emissions (include dates of any stack tests conducted, versions of software used, source and dates of emission factors, etc.).

Emissions from this Emission Group are assigned to the major emitting process equipment. Emissions are calculated assuming 8760 hours of operation for most equipment. Emergency equipment emissions are based on 500 hours per year. Highest emitting products were chosen for each emission group, utilizing MON MACT standard batch requirements when appropriate. For tanks the highest throughput in the last three years was increased three times. This was the basis for the PTE. Emissions were calculated using ChemCAD, Essential EHS, Emission Master and/or other appropriate emission estimation models or calculation methodologies (USEPA's TANKS 4.0, WATER9, etc.). Methods take into account stack test results as appropriate.

Applicable Requirements ***T-1140***

List all applicable requirements for this emission unit. For each applicable requirement, include the underlying rule/regulation citation and/or construction permit with the condition number. (*Note: Title V permit condition numbers alone are not the underlying applicable requirements*). If an emission limit is calculated based on the type of source and design capacity or if a standard is based on a design parameter, this information should also be included.

Emission Limits - 4.1.1, 4.1.20, 4.1.21, 4.1.22, ; 45CSR13 Permit R13-2338 4.1.1, ; 45CSR34, ; 40CFR63 Subpart FFFF,

Opacity Limits - NA

Operational Limits - 4.1.4, 4.1.23, 4.1.24, 4.1.25, 4.1.26, ; 45CSR13 Permit R13-2338 4.1.4,; 45CSR34 , ; 40CFR63 Subpart FFFF,

X Permit Shield

For all applicable requirements listed above, provide monitoring/testing/recordkeeping/reporting which shall be used to demonstrate compliance. If the method is based on a permit or rule, include the condition number or citation. (Note: Each requirement listed above must have an associated method of demonstrating compliance. If there is not already a required method in place, then a method must be proposed.)

Emission Limits - 4.1.7, 4.5.1, 4.4.3, 4.4.4; 45CSR13 Permit R13-2338 4.1.7, 4.5.1, 4.4.4, 4.4.5;

Opacity Limits - NA;

Operational Limits - 4.5.5,4.5.3, 4.1.10, ; 45CSR13 Permit R13-2338 4.1.22,4.5.3, 4.5.5, ; 45CSR34,; 40CFR63 Subpart FFFF,

Are you in compliance with all applicable requirements for this emission unit? X Yes ___No

If no, complete the **Schedule of Compliance Form** as **ATTACHMENT F**.

ATTACHMENT E - Emission Unit Form

Emission Unit Description		*Emission Group 151*
Emission unit ID number: T-1141	**Emission unit name:** Tank	**List any control devices associated with this emission unit:** S-132

Provide a description of the emission unit (type, method of operation, design parameters, etc.):

Tank

Manufacturer:	**Model number:**	**Serial number:**
In House	NA	NA
Construction date: 1976	**Installation date:**	**Modification date(s):**

Design Capacity (examples: furnaces - tons/hr, tanks - gallons):

20000

Maximum Hourly Throughput:	**Maximum Annual Throughput:**	**Maximum Operating Schedule:**
See Potential Emissions estimation method		8760

Fuel Usage Data **(fill out all applicable fields)**

Does this emission unit combust fuel? ___ Yes ___X No	**If yes, is it?** ___ Indirect Fired ___ Direct Fired
Maximum design heat input and/or maximum horsepower rating:	**Type and Btu/hr rating of burners:**

List the primary fuel type(s) and if applicable, the secondary fuel type(s). For each fuel type listed, provide the maximum hourly and annual fuel usage for each.

Describe each fuel expected to be used during the term of the permit.

Fuel Type	Max. Sulfur Content	Max. Ash Content	BTU Value

Emissions Data	***T-1141***	
Criteria Pollutants	Potential Emissions	
	PPH	TPY
Carbon Monoxide (CO)		
Nitrogen Oxides (NO_X)		
Lead (Pb)		
Particulate Matter ($PM_{2.5}$)		
Particulate Matter (PM_{10})		
Total Particulate Matter (TSP)		
Sulfur Dioxide (SO_2)		
Volatile Organic Compounds (VOC)		
Hazardous Air Pollutants	Potential Emissions	
	PPH	TPY
Regulated Pollutants other than Criteria and HAP	Potential Emissions	
	PPH	TPY

List the method(s) used to calculate the potential emissions (include dates of any stack tests conducted, versions of software used, source and dates of emission factors, etc.).

Emissions from this Emission Group are assigned to the major emitting process equipment. Emissions are calculated assuming 8760 hours of operation for most equipment. Emergency equipment emissions are based on 500 hours per year. Highest emitting products were chosen for each emission group, utilizing MON MACT standard batch requirements when appropriate. For tanks the highest throughput in the last three years was increased three times. This was the basis for the PTE. Emissions were calculated using ChemCAD, Essential EHS, Emission Master and/or other appropriate emission estimation models or calculation methodologies (USEPA's TANKS 4.0, WATER9, etc.). Methods take into account stack test results as appropriate.

Applicable Requirements ***T-1141***

List all applicable requirements for this emission unit. For each applicable requirement, include the underlying rule/regulation citation and/or construction permit with the condition number. (*Note: Title V permit condition numbers alone are not the underlying applicable requirements*). If an emission limit is calculated based on the type of source and design capacity or if a standard is based on a design parameter, this information should also be included.

Emission Limits - 4.1.1, 4.1.20, 4.1.21, 4.1.22, ; 45CSR13 Permit R13-2338 4.1.1, ; 45CSR34, ; 40CFR63 Subpart FFFF,

Opacity Limits - NA

Operational Limits - 4.1.4, 4.1.23, 4.1.24, 4.1.25, 4.1.26, ; 45CSR13 Permit R13-2338 4.1.4,; 45CSR34 , ; 40CFR63 Subpart FFFF,

X Permit Shield

For all applicable requirements listed above, provide monitoring/testing/recordkeeping/reporting which shall be used to demonstrate compliance. If the method is based on a permit or rule, include the condition number or citation. (Note: Each requirement listed above must have an associated method of demonstrating compliance. If there is not already a required method in place, then a method must be proposed.)

Emission Limits - 4.1.7, 4.5.1, 4.4.3, 4.4.4; 45CSR13 Permit R13-2338 4.1.7, 4.5.1, 4.4.4, 4.4.5;

Opacity Limits - NA;

Operational Limits - 4.5.5,4.5.3, 4.1.10, ; 45CSR13 Permit R13-2338 4.1.22,4.5.3, 4.5.5, ; 45CSR34,; 40CFR63 Subpart FFFF,

Are you in compliance with all applicable requirements for this emission unit? X Yes ___No

If no, complete the **Schedule of Compliance Form** as **ATTACHMENT F**.

ATTACHMENT E - Emission Unit Form

Emission Unit Description		*Emission Group 151*
Emission unit ID number: T-1146	**Emission unit name:** Tank	**List any control devices associated with this emission unit:** S-132

Provide a description of the emission unit (type, method of operation, design parameters, etc.):

Tank

Manufacturer:	**Model number:**	**Serial number:**
In House	NA	NA
Construction date: 1976	**Installation date:**	**Modification date(s):**

Design Capacity (examples: furnaces - tons/hr, tanks - gallons):

20000

Maximum Hourly Throughput:	**Maximum Annual Throughput:**	**Maximum Operating Schedule:**
See Potential Emissions estimation method		8760

Fuel Usage Data **(fill out all applicable fields)**

Does this emission unit combust fuel? ___ Yes ___X No	**If yes, is it?** ___ Indirect Fired ___ Direct Fired
Maximum design heat input and/or maximum horsepower rating:	**Type and Btu/hr rating of burners:**

List the primary fuel type(s) and if applicable, the secondary fuel type(s). For each fuel type listed, provide the maximum hourly and annual fuel usage for each.

Describe each fuel expected to be used during the term of the permit.

Fuel Type	Max. Sulfur Content	Max. Ash Content	BTU Value

Emissions Data ***T-1146***

Criteria Pollutants	Potential Emissions	
	PPH	TPY
Carbon Monoxide (CO)		
Nitrogen Oxides (NO_X)		
Lead (Pb)		
Particulate Matter ($PM_{2.5}$)		
Particulate Matter (PM_{10})		
Total Particulate Matter (TSP)		
Sulfur Dioxide (SO_2)		
Volatile Organic Compounds (VOC)		

Hazardous Air Pollutants	Potential Emissions	
	PPH	TPY

Regulated Pollutants other than Criteria and HAP	Potential Emissions	
	PPH	TPY

List the method(s) used to calculate the potential emissions (include dates of any stack tests conducted, versions of software used, source and dates of emission factors, etc.).

Emissions from this Emission Group are assigned to the major emitting process equipment. Emissions are calculated assuming 8760 hours of operation for most equipment. Emergency equipment emissions are based on 500 hours per year. Highest emitting products were chosen for each emission group, utilizing MON MACT standard batch requirements when appropriate. For tanks the highest throughput in the last three years was increased three times. This was the basis for the PTE. Emissions were calculated using ChemCAD, Essential EHS, Emission Master and/or other appropriate emission estimation models or calculation methodologies (USEPA's TANKS 4.0, WATER9, etc.). Methods take into account stack test results as appropriate.

Applicable Requirements ***T-1146***

List all applicable requirements for this emission unit. For each applicable requirement, include the underlying rule/regulation citation and/or construction permit with the condition number. (*Note: Title V permit condition numbers alone are not the underlying applicable requirements*). If an emission limit is calculated based on the type of source and design capacity or if a standard is based on a design parameter, this information should also be included.

Emission Limits - 4.1.1, 4.1.20, 4.1.21, 4.1.22, ; 45CSR13 Permit R13-2338 4.1.1, ; 45CSR34, ; 40CFR63 Subpart FFFF,

Opacity Limits - NA

Operational Limits - 4.1.4, 4.1.23, 4.1.24, 4.1.25, 4.1.26, ; 45CSR13 Permit R13-2338 4.1.4,; 45CSR34 , ; 40CFR63 Subpart FFFF,

X Permit Shield

For all applicable requirements listed above, provide monitoring/testing/recordkeeping/reporting which shall be used to demonstrate compliance. If the method is based on a permit or rule, include the condition number or citation. (Note: Each requirement listed above must have an associated method of demonstrating compliance. If there is not already a required method in place, then a method must be proposed.)

Emission Limits - 4.1.7, 4.5.1, 4.4.3, 4.4.4; 45CSR13 Permit R13-2338 4.1.7, 4.5.1, 4.4.4, 4.4.5;

Opacity Limits - NA;

Operational Limits - 4.5.5,4.5.3, 4.1.10, ; 45CSR13 Permit R13-2338 4.1.22,4.5.3, 4.5.5, ; 45CSR34,; 40CFR63 Subpart FFFF,

Are you in compliance with all applicable requirements for this emission unit? X Yes ___No

If no, complete the **Schedule of Compliance Form** as **ATTACHMENT F**.

ATTACHMENT E - Emission Unit Form

Emission Unit Description		*Emission Group 151*
Emission unit ID number: T-1760	**Emission unit name:** Tank	**List any control devices associated with this emission unit:** S-132
Provide a description of the emission unit (type, method of operation, design parameters, etc.): Tank		
Manufacturer: In House	**Model number:** NA	**Serial number:** NA
Construction date: 1993	**Installation date:**	**Modification date(s):**
Design Capacity (examples: furnaces - tons/hr, tanks - gallons): 20000		
Maximum Hourly Throughput: See Potential Emissions estimation method	**Maximum Annual Throughput:**	**Maximum Operating Schedule:** 8760
Fuel Usage Data **(fill out all applicable fields)**		
Does this emission unit combust fuel? ___ Yes ___X No		**If yes, is it?** ___ Indirect Fired ___ Direct Fired
Maximum design heat input and/or maximum horsepower rating:		**Type and Btu/hr rating of burners:**
List the primary fuel type(s) and if applicable, the secondary fuel type(s). For each fuel type listed, provide the maximum hourly and annual fuel usage for each.		

Describe each fuel expected to be used during the term of the permit.

Fuel Type	Max. Sulfur Content	Max. Ash Content	BTU Value

Emissions Data	***T-1760***	
Criteria Pollutants	Potential Emissions	
	PPH	TPY
Carbon Monoxide (CO)		
Nitrogen Oxides (NO_X)		
Lead (Pb)		
Particulate Matter ($PM_{2.5}$)		
Particulate Matter (PM_{10})		
Total Particulate Matter (TSP)		
Sulfur Dioxide (SO_2)		
Volatile Organic Compounds (VOC)		
Hazardous Air Pollutants	Potential Emissions	
	PPH	TPY
Regulated Pollutants other than Criteria and HAP	Potential Emissions	
	PPH	TPY

List the method(s) used to calculate the potential emissions (include dates of any stack tests conducted, versions of software used, source and dates of emission factors, etc.).

Emissions from this Emission Group are assigned to the major emitting process equipment. Emissions are calculated assuming 8760 hours of operation for most equipment. Emergency equipment emissions are based on 500 hours per year. Highest emitting products were chosen for each emission group, utilizing MON MACT standard batch requirements when appropriate. For tanks the highest throughput in the last three years was increased three times. This was the basis for the PTE. Emissions were calculated using ChemCAD, Essential EHS, Emission Master and/or other appropriate emission estimation models or calculation methodologies (USEPA's TANKS 4.0, WATER9, etc.). Methods take into account stack test results as appropriate.

Applicable Requirements ***T-1760***

List all applicable requirements for this emission unit. For each applicable requirement, include the underlying rule/regulation citation and/or construction permit with the condition number. (*Note: Title V permit condition numbers alone are not the underlying applicable requirements*). If an emission limit is calculated based on the type of source and design capacity or if a standard is based on a design parameter, this information should also be included.

Emission Limits - 4.1.1, 4.1.20, 4.1.21, 4.1.22, ; 45CSR13 Permit R13-2338 4.1.1, ; 45CSR34, ; 40CFR63 Subpart FFFF,

Opacity Limits - NA

Operational Limits - 4.1.4, 4.1.23, 4.1.24, 4.1.25, 4.1.26, ; 45CSR13 Permit R13-2338 4.1.4,; 45CSR34 , ; 40CFR63 Subpart FFFF,

X Permit Shield

For all applicable requirements listed above, provide monitoring/testing/recordkeeping/reporting which shall be used to demonstrate compliance. If the method is based on a permit or rule, include the condition number or citation. (Note: Each requirement listed above must have an associated method of demonstrating compliance. If there is not already a required method in place, then a method must be proposed.)

Emission Limits - 4.1.7, 4.5.1, 4.4.3, 4.4.4; 45CSR13 Permit R13-2338 4.1.7, 4.5.1, 4.4.4, 4.4.5;

Opacity Limits - NA;

Operational Limits - 4.5.5,4.5.3, 4.1.10, ; 45CSR13 Permit R13-2338 4.1.22,4.5.3, 4.5.5, ; 45CSR34,; 40CFR63 Subpart FFFF,

Are you in compliance with all applicable requirements for this emission unit? X Yes ___No

If no, complete the **Schedule of Compliance Form** as **ATTACHMENT F**.

ATTACHMENT E - Emission Unit Form

Emission Unit Description		*Emission Group 151*
Emission unit ID number: T-1769	**Emission unit name:** Tank	**List any control devices associated with this emission unit:** S-132

Provide a description of the emission unit (type, method of operation, design parameters, etc.):

Tank

Manufacturer:	**Model number:**	**Serial number:**
In House	NA	NA
Construction date: 1993	**Installation date:**	**Modification date(s):**

Design Capacity (examples: furnaces - tons/hr, tanks - gallons):

20000

Maximum Hourly Throughput:	**Maximum Annual Throughput:**	**Maximum Operating Schedule:**
See Potential Emissions estimation method		8760

Fuel Usage Data **(fill out all applicable fields)**

Does this emission unit combust fuel? ___ Yes ___X No	**If yes, is it?** ___ Indirect Fired ___ Direct Fired
Maximum design heat input and/or maximum horsepower rating:	**Type and Btu/hr rating of burners:**

List the primary fuel type(s) and if applicable, the secondary fuel type(s). For each fuel type listed, provide the maximum hourly and annual fuel usage for each.

Describe each fuel expected to be used during the term of the permit.

Fuel Type	Max. Sulfur Content	Max. Ash Content	BTU Value

Emissions Data	***T-1769***	
Criteria Pollutants	Potential Emissions	
	PPH	TPY
Carbon Monoxide (CO)		
Nitrogen Oxides (NO_X)		
Lead (Pb)		
Particulate Matter ($PM_{2.5}$)		
Particulate Matter (PM_{10})		
Total Particulate Matter (TSP)		
Sulfur Dioxide (SO_2)		
Volatile Organic Compounds (VOC)		
Hazardous Air Pollutants	Potential Emissions	
	PPH	TPY
Regulated Pollutants other than Criteria and HAP	Potential Emissions	
	PPH	TPY

List the method(s) used to calculate the potential emissions (include dates of any stack tests conducted, versions of software used, source and dates of emission factors, etc.).

Emissions from this Emission Group are assigned to the major emitting process equipment. Emissions are calculated assuming 8760 hours of operation for most equipment. Emergency equipment emissions are based on 500 hours per year. Highest emitting products were chosen for each emission group, utilizing MON MACT standard batch requirements when appropriate. For tanks the highest throughput in the last three years was increased three times. This was the basis for the PTE. Emissions were calculated using ChemCAD, Essential EHS, Emission Master and/or other appropriate emission estimation models or calculation methodologies (USEPA's TANKS 4.0, WATER9, etc.). Methods take into account stack test results as appropriate.

Applicable Requirements ***T-1769***

List all applicable requirements for this emission unit. For each applicable requirement, include the underlying rule/regulation citation and/or construction permit with the condition number. (*Note: Title V permit condition numbers alone are not the underlying applicable requirements*). If an emission limit is calculated based on the type of source and design capacity or if a standard is based on a design parameter, this information should also be included.

Emission Limits - 4.1.1, 4.1.20, 4.1.21, 4.1.22, ; 45CSR13 Permit R13-2338 4.1.1, ; 45CSR34, ; 40CFR63 Subpart FFFF,

Opacity Limits - NA

Operational Limits - 4.1.4, 4.1.23, 4.1.24, 4.1.25, 4.1.26, ; 45CSR13 Permit R13-2338 4.1.4,; 45CSR34 , ; 40CFR63 Subpart FFFF,

X Permit Shield

For all applicable requirements listed above, provide monitoring/testing/recordkeeping/reporting which shall be used to demonstrate compliance. If the method is based on a permit or rule, include the condition number or citation. (Note: Each requirement listed above must have an associated method of demonstrating compliance. If there is not already a required method in place, then a method must be proposed.)

Emission Limits - 4.1.7, 4.5.1, 4.4.3, 4.4.4; 45CSR13 Permit R13-2338 4.1.7, 4.5.1, 4.4.4, 4.4.5;

Opacity Limits - NA;

Operational Limits - 4.5.5,4.5.3, 4.1.10, ; 45CSR13 Permit R13-2338 4.1.22,4.5.3, 4.5.5, ; 45CSR34,; 40CFR63 Subpart FFFF,

Are you in compliance with all applicable requirements for this emission unit? X Yes ___No

If no, complete the **Schedule of Compliance Form** as **ATTACHMENT F**.

ATTACHMENT E - Emission Unit Form

Emission Unit Description		*Emission Group 151*
Emission unit ID number: T-1770	**Emission unit name:** Tank	**List any control devices associated with this emission unit:** S-132

Provide a description of the emission unit (type, method of operation, design parameters, etc.):

Tank

Manufacturer:	**Model number:**	**Serial number:**
In House	NA	NA
Construction date: 1993	**Installation date:**	**Modification date(s):**

Design Capacity (examples: furnaces - tons/hr, tanks - gallons):

20000

Maximum Hourly Throughput:	**Maximum Annual Throughput:**	**Maximum Operating Schedule:**
See Potential Emissions estimation method		8760

Fuel Usage Data **(fill out all applicable fields)**

Does this emission unit combust fuel? ___ Yes ___X No	**If yes, is it?** ___ Indirect Fired ___ Direct Fired
Maximum design heat input and/or maximum horsepower rating:	**Type and Btu/hr rating of burners:**

List the primary fuel type(s) and if applicable, the secondary fuel type(s). For each fuel type listed, provide the maximum hourly and annual fuel usage for each.

Describe each fuel expected to be used during the term of the permit.

Fuel Type	Max. Sulfur Content	Max. Ash Content	BTU Value

Emissions Data	***T-1770***	
Criteria Pollutants	Potential Emissions	
	PPH	TPY
Carbon Monoxide (CO)		
Nitrogen Oxides (NO_X)		
Lead (Pb)		
Particulate Matter ($PM_{2.5}$)		
Particulate Matter (PM_{10})		
Total Particulate Matter (TSP)		
Sulfur Dioxide (SO_2)		
Volatile Organic Compounds (VOC)		
Hazardous Air Pollutants	Potential Emissions	
	PPH	TPY
Regulated Pollutants other than Criteria and HAP	Potential Emissions	
	PPH	TPY

List the method(s) used to calculate the potential emissions (include dates of any stack tests conducted, versions of software used, source and dates of emission factors, etc.).

Emissions from this Emission Group are assigned to the major emitting process equipment. Emissions are calculated assuming 8760 hours of operation for most equipment. Emergency equipment emissions are based on 500 hours per year. Highest emitting products were chosen for each emission group, utilizing MON MACT standard batch requirements when appropriate. For tanks the highest throughput in the last three years was increased three times. This was the basis for the PTE. Emissions were calculated using ChemCAD, Essential EHS, Emission Master and/or other appropriate emission estimation models or calculation methodologies (USEPA's TANKS 4.0, WATER9, etc.). Methods take into account stack test results as appropriate.

Applicable Requirements ***T-1770***

List all applicable requirements for this emission unit. For each applicable requirement, include the underlying rule/regulation citation and/or construction permit with the condition number. (*Note: Title V permit condition numbers alone are not the underlying applicable requirements*). If an emission limit is calculated based on the type of source and design capacity or if a standard is based on a design parameter, this information should also be included.

Emission Limits - 4.1.1, 4.1.20, 4.1.21, 4.1.22, ; 45CSR13 Permit R13-2338 4.1.1, ; 45CSR34, ; 40CFR63 Subpart FFFF,

Opacity Limits - NA

Operational Limits - 4.1.4, 4.1.23, 4.1.24, 4.1.25, 4.1.26, ; 45CSR13 Permit R13-2338 4.1.4,; 45CSR34 , ; 40CFR63 Subpart FFFF,

X Permit Shield

For all applicable requirements listed above, provide monitoring/testing/recordkeeping/reporting which shall be used to demonstrate compliance. If the method is based on a permit or rule, include the condition number or citation. (Note: Each requirement listed above must have an associated method of demonstrating compliance. If there is not already a required method in place, then a method must be proposed.)

Emission Limits - 4.1.7, 4.5.1, 4.4.3, 4.4.4; 45CSR13 Permit R13-2338 4.1.7, 4.5.1, 4.4.4, 4.4.5;

Opacity Limits - NA;

Operational Limits - 4.5.5,4.5.3, 4.1.10, ; 45CSR13 Permit R13-2338 4.1.22,4.5.3, 4.5.5, ; 45CSR34,; 40CFR63 Subpart FFFF,

Are you in compliance with all applicable requirements for this emission unit? X Yes ___No

If no, complete the **Schedule of Compliance Form** as **ATTACHMENT F**.

ATTACHMENT E - Emission Unit Form

Emission Unit Description		*Emission Group 152*
Emission unit ID number: T-79	**Emission unit name:** Tank	**List any control devices associated with this emission unit:** S-174, S-196, or S-197

Provide a description of the emission unit (type, method of operation, design parameters, etc.):

Tank

Manufacturer:	**Model number:**	**Serial number:**
In House	NA	NA
Construction date: 1954	**Installation date:**	**Modification date(s):**

Design Capacity (examples: furnaces - tons/hr, tanks - gallons):

<20,000

Maximum Hourly Throughput:	**Maximum Annual Throughput:**	**Maximum Operating Schedule:**
See Potential Emissions estimation method		8760

Fuel Usage Data **(fill out all applicable fields)**

Does this emission unit combust fuel? ___ Yes ___X No	**If yes, is it?** ___ Indirect Fired ___ Direct Fired
Maximum design heat input and/or maximum horsepower rating:	**Type and Btu/hr rating of burners:**

List the primary fuel type(s) and if applicable, the secondary fuel type(s). For each fuel type listed, provide the maximum hourly and annual fuel usage for each.

Describe each fuel expected to be used during the term of the permit.

Fuel Type	Max. Sulfur Content	Max. Ash Content	BTU Value

Emissions Data ***T-79***

Criteria Pollutants	Potential Emissions	
	PPH	TPY
Carbon Monoxide (CO)		
Nitrogen Oxides (NO_X)		
Lead (Pb)		
Particulate Matter ($PM_{2.5}$)		
Particulate Matter (PM_{10})		
Total Particulate Matter (TSP)		
Sulfur Dioxide (SO_2)		
Volatile Organic Compounds (VOC)		

Hazardous Air Pollutants	Potential Emissions	
	PPH	TPY

Regulated Pollutants other than Criteria and HAP	Potential Emissions	
	PPH	TPY

List the method(s) used to calculate the potential emissions (include dates of any stack tests conducted, versions of software used, source and dates of emission factors, etc.).

Emissions from this Emission Group are assigned to the major emitting process equipment. Emissions are calculated assuming 8760 hours of operation for most equipment. Emergency equipment emissions are based on 500 hours per year. Highest emitting products were chosen for each emission group, utilizing MON MACT standard batch requirements when appropriate. For tanks the highest throughput in the last three years was increased three times. This was the basis for the PTE. Emissions were calculated using ChemCAD, Essential EHS, Emission Master and/or other appropriate emission estimation models or calculation methodologies (USEPA's TANKS 4.0, WATER9, etc.). Methods take into account stack test results as appropriate.

Applicable Requirements ***T-79***

List all applicable requirements for this emission unit. For each applicable requirement, include the underlying rule/regulation citation and/or construction permit with the condition number. (*Note: Title V permit condition numbers alone are not the underlying applicable requirements*). If an emission limit is calculated based on the type of source and design capacity or if a standard is based on a design parameter, this information should also be included.

Emission Limits - 4.1.1, 4.1.20, 4.1.21, 4.1.22, ; 45CSR13 Permit R13-2338 4.1.1, ; 45CSR34, ; 40CFR63 Subpart FFFF,

Opacity Limits - NA

Operational Limits - 4.1.4, 4.1.23, 4.1.24, 4.1.25, 4.1.26, ; 45CSR13 Permit R13-2338 4.1.4,; 45CSR34 , ; 40CFR63 Subpart FFFF,

X Permit Shield

For all applicable requirements listed above, provide monitoring/testing/recordkeeping/reporting which shall be used to demonstrate compliance. If the method is based on a permit or rule, include the condition number or citation. (Note: Each requirement listed above must have an associated method of demonstrating compliance. If there is not already a required method in place, then a method must be proposed.)

Emission Limits - 4.1.7, 4.5.1, 4.4.3, 4.4.4; 45CSR13 Permit R13-2338 4.1.7, 4.5.1, 4.4.4, 4.4.5;

Opacity Limits - NA;

Operational Limits - 4.5.5,4.5.3, 4.1.10, ; 45CSR13 Permit R13-2338 4.1.22,4.5.3, 4.5.5, ; 45CSR34,; 40CFR63 Subpart FFFF,

Are you in compliance with all applicable requirements for this emission unit? X Yes ___No

If no, complete the **Schedule of Compliance Form** as **ATTACHMENT F**.

ATTACHMENT E - Emission Unit Form

Emission Unit Description		*Emission Group 152*
Emission unit ID number: T-94	**Emission unit name:** Tank	**List any control devices associated with this emission unit:** S-174
Provide a description of the emission unit (type, method of operation, design parameters, etc.): Tank		
Manufacturer: In House	**Model number:** NA	**Serial number:** NA
Construction date: 1954	**Installation date:**	**Modification date(s):**
Design Capacity (examples: furnaces - tons/hr, tanks - gallons): <20,000		
Maximum Hourly Throughput: See Potential Emissions estimation method	**Maximum Annual Throughput:**	**Maximum Operating Schedule:** 8760
Fuel Usage Data **(fill out all applicable fields)**		
Does this emission unit combust fuel? ___ Yes ___X No		**If yes, is it?** ___ Indirect Fired ___ Direct Fired
Maximum design heat input and/or maximum horsepower rating:		**Type and Btu/hr rating of burners:**
List the primary fuel type(s) and if applicable, the secondary fuel type(s). For each fuel type listed, provide the maximum hourly and annual fuel usage for each.		

Describe each fuel expected to be used during the term of the permit.

Fuel Type	Max. Sulfur Content	Max. Ash Content	BTU Value

Emissions Data ***T-94***

Criteria Pollutants	Potential Emissions	
	PPH	TPY
Carbon Monoxide (CO)		
Nitrogen Oxides (NO_X)		
Lead (Pb)		
Particulate Matter ($PM_{2.5}$)		
Particulate Matter (PM_{10})		
Total Particulate Matter (TSP)		
Sulfur Dioxide (SO_2)		
Volatile Organic Compounds (VOC)		

Hazardous Air Pollutants	Potential Emissions	
	PPH	TPY

Regulated Pollutants other than Criteria and HAP	Potential Emissions	
	PPH	TPY

List the method(s) used to calculate the potential emissions (include dates of any stack tests conducted, versions of software used, source and dates of emission factors, etc.).

Emissions from this Emission Group are assigned to the major emitting process equipment. Emissions are calculated assuming 8760 hours of operation for most equipment. Emergency equipment emissions are based on 500 hours per year. Highest emitting products were chosen for each emission group, utilizing MON MACT standard batch requirements when appropriate. For tanks the highest throughput in the last three years was increased three times. This was the basis for the PTE. Emissions were calculated using ChemCAD, Essential EHS, Emission Master and/or other appropriate emission estimation models or calculation methodologies (USEPA's TANKS 4.0, WATER9, etc.). Methods take into account stack test results as appropriate.

Applicable Requirements ***T-94***

List all applicable requirements for this emission unit. For each applicable requirement, include the underlying rule/regulation citation and/or construction permit with the condition number. (*Note: Title V permit condition numbers alone are not the underlying applicable requirements*). If an emission limit is calculated based on the type of source and design capacity or if a standard is based on a design parameter, this information should also be included.

Emission Limits - 4.1.1, 4.1.20, 4.1.21, 4.1.22, ; 45CSR13 Permit R13-2338 4.1.1, ; 45CSR34, ; 40CFR63 Subpart FFFF,

Opacity Limits - NA

Operational Limits - 4.1.4, 4.1.23, 4.1.24, 4.1.25, 4.1.26, ; 45CSR13 Permit R13-2338 4.1.4,; 45CSR34 , ; 40CFR63 Subpart FFFF,

X Permit Shield

For all applicable requirements listed above, provide monitoring/testing/recordkeeping/reporting which shall be used to demonstrate compliance. If the method is based on a permit or rule, include the condition number or citation. (Note: Each requirement listed above must have an associated method of demonstrating compliance. If there is not already a required method in place, then a method must be proposed.)

Emission Limits - 4.1.7, 4.5.1, 4.4.3, 4.4.4; 45CSR13 Permit R13-2338 4.1.7, 4.5.1, 4.4.4, 4.4.5;

Opacity Limits - NA;

Operational Limits - 4.5.5,4.5.3, 4.1.10, ; 45CSR13 Permit R13-2338 4.1.22,4.5.3, 4.5.5, ; 45CSR34,; 40CFR63 Subpart FFFF,

Are you in compliance with all applicable requirements for this emission unit? X Yes ___No

If no, complete the **Schedule of Compliance Form** as **ATTACHMENT F**.

ATTACHMENT E - Emission Unit Form

Emission Unit Description		*Emission Group 152*
Emission unit ID number: T-95	**Emission unit name:** Tank	**List any control devices associated with this emission unit:** S-174
Provide a description of the emission unit (type, method of operation, design parameters, etc.): Tank		
Manufacturer: In House	**Model number:** NA	**Serial number:** NA
Construction date: 1954	**Installation date:**	**Modification date(s):**
Design Capacity (examples: furnaces - tons/hr, tanks - gallons): <20,000		
Maximum Hourly Throughput: See Potential Emissions estimation method	**Maximum Annual Throughput:**	**Maximum Operating Schedule:** 8760
Fuel Usage Data **(fill out all applicable fields)**		
Does this emission unit combust fuel? ___ Yes ___X No		**If yes, is it?** ___ Indirect Fired ___ Direct Fired
Maximum design heat input and/or maximum horsepower rating:		**Type and Btu/hr rating of burners:**
List the primary fuel type(s) and if applicable, the secondary fuel type(s). For each fuel type listed, provide the maximum hourly and annual fuel usage for each.		

Describe each fuel expected to be used during the term of the permit.

Fuel Type	Max. Sulfur Content	Max. Ash Content	BTU Value

Emissions Data ***T-95***

Criteria Pollutants	Potential Emissions	
	PPH	TPY
Carbon Monoxide (CO)		
Nitrogen Oxides (NO_X)		
Lead (Pb)		
Particulate Matter ($PM_{2.5}$)		
Particulate Matter (PM_{10})		
Total Particulate Matter (TSP)		
Sulfur Dioxide (SO_2)		
Volatile Organic Compounds (VOC)		

Hazardous Air Pollutants	Potential Emissions	
	PPH	TPY

Regulated Pollutants other than Criteria and HAP	Potential Emissions	
	PPH	TPY

List the method(s) used to calculate the potential emissions (include dates of any stack tests conducted, versions of software used, source and dates of emission factors, etc.).

Emissions from this Emission Group are assigned to the major emitting process equipment. Emissions are calculated assuming 8760 hours of operation for most equipment. Emergency equipment emissions are based on 500 hours per year. Highest emitting products were chosen for each emission group, utilizing MON MACT standard batch requirements when appropriate. For tanks the highest throughput in the last three years was increased three times. This was the basis for the PTE. Emissions were calculated using ChemCAD, Essential EHS, Emission Master and/or other appropriate emission estimation models or calculation methodologies (USEPA's TANKS 4.0, WATER9, etc.). Methods take into account stack test results as appropriate.

Applicable Requirements ***T-95***

List all applicable requirements for this emission unit. For each applicable requirement, include the underlying rule/regulation citation and/or construction permit with the condition number. (*Note: Title V permit condition numbers alone are not the underlying applicable requirements*). If an emission limit is calculated based on the type of source and design capacity or if a standard is based on a design parameter, this information should also be included.

Emission Limits - 4.1.1, 4.1.20, 4.1.21, 4.1.22, ; 45CSR13 Permit R13-2338 4.1.1, ; 45CSR34, ; 40CFR63 Subpart FFFF,

Opacity Limits - NA

Operational Limits - 4.1.4, 4.1.23, 4.1.24, 4.1.25, 4.1.26, ; 45CSR13 Permit R13-2338 4.1.4,; 45CSR34 , ; 40CFR63 Subpart FFFF,

X Permit Shield

For all applicable requirements listed above, provide monitoring/testing/recordkeeping/reporting which shall be used to demonstrate compliance. If the method is based on a permit or rule, include the condition number or citation. (Note: Each requirement listed above must have an associated method of demonstrating compliance. If there is not already a required method in place, then a method must be proposed.)

Emission Limits - 4.1.7, 4.5.1, 4.4.3, 4.4.4; 45CSR13 Permit R13-2338 4.1.7, 4.5.1, 4.4.4, 4.4.5;

Opacity Limits - NA;

Operational Limits - 4.5.5,4.5.3, 4.1.10, ; 45CSR13 Permit R13-2338 4.1.22,4.5.3, 4.5.5, ; 45CSR34,; 40CFR63 Subpart FFFF,

Are you in compliance with all applicable requirements for this emission unit? X Yes ___No

If no, complete the **Schedule of Compliance Form** as **ATTACHMENT F**.

ATTACHMENT E - Emission Unit Form

Emission Unit Description		*Emission Group 152*
Emission unit ID number: T-96	**Emission unit name:** Tank	**List any control devices associated with this emission unit:** S-174
Provide a description of the emission unit (type, method of operation, design parameters, etc.): Tank		
Manufacturer: In House	**Model number:** NA	**Serial number:** NA
Construction date: 1954	**Installation date:**	**Modification date(s):**
Design Capacity (examples: furnaces - tons/hr, tanks - gallons): <20,000		
Maximum Hourly Throughput: See Potential Emissions estimation method	**Maximum Annual Throughput:**	**Maximum Operating Schedule:** 8760
Fuel Usage Data **(fill out all applicable fields)**		
Does this emission unit combust fuel? ___ Yes ___X No		**If yes, is it?** ___ Indirect Fired ___ Direct Fired
Maximum design heat input and/or maximum horsepower rating:		**Type and Btu/hr rating of burners:**
List the primary fuel type(s) and if applicable, the secondary fuel type(s). For each fuel type listed, provide the maximum hourly and annual fuel usage for each.		

Describe each fuel expected to be used during the term of the permit.

Fuel Type	Max. Sulfur Content	Max. Ash Content	BTU Value

Emissions Data ***T-96***

Criteria Pollutants	Potential Emissions	
	PPH	TPY
Carbon Monoxide (CO)		
Nitrogen Oxides (NO_X)		
Lead (Pb)		
Particulate Matter ($PM_{2.5}$)		
Particulate Matter (PM_{10})		
Total Particulate Matter (TSP)		
Sulfur Dioxide (SO_2)		
Volatile Organic Compounds (VOC)		

Hazardous Air Pollutants	Potential Emissions	
	PPH	TPY

Regulated Pollutants other than Criteria and HAP	Potential Emissions	
	PPH	TPY

List the method(s) used to calculate the potential emissions (include dates of any stack tests conducted, versions of software used, source and dates of emission factors, etc.).

Emissions from this Emission Group are assigned to the major emitting process equipment. Emissions are calculated assuming 8760 hours of operation for most equipment. Emergency equipment emissions are based on 500 hours per year. Highest emitting products were chosen for each emission group, utilizing MON MACT standard batch requirements when appropriate. For tanks the highest throughput in the last three years was increased three times. This was the basis for the PTE. Emissions were calculated using ChemCAD, Essential EHS, Emission Master and/or other appropriate emission estimation models or calculation methodologies (USEPA's TANKS 4.0, WATER9, etc.). Methods take into account stack test results as appropriate.

Applicable Requirements ***T-96***

List all applicable requirements for this emission unit. For each applicable requirement, include the underlying rule/regulation citation and/or construction permit with the condition number. (*Note: Title V permit condition numbers alone are not the underlying applicable requirements*). If an emission limit is calculated based on the type of source and design capacity or if a standard is based on a design parameter, this information should also be included.

Emission Limits - 4.1.1, 4.1.20, 4.1.21, 4.1.22, ; 45CSR13 Permit R13-2338 4.1.1, ; 45CSR34, ; 40CFR63 Subpart FFFF,

Opacity Limits - NA

Operational Limits - 4.1.4, 4.1.23, 4.1.24, 4.1.25, 4.1.26, ; 45CSR13 Permit R13-2338 4.1.4,; 45CSR34 , ; 40CFR63 Subpart FFFF,

X Permit Shield

For all applicable requirements listed above, provide monitoring/testing/recordkeeping/reporting which shall be used to demonstrate compliance. If the method is based on a permit or rule, include the condition number or citation. (Note: Each requirement listed above must have an associated method of demonstrating compliance. If there is not already a required method in place, then a method must be proposed.)

Emission Limits - 4.1.7, 4.5.1, 4.4.3, 4.4.4; 45CSR13 Permit R13-2338 4.1.7, 4.5.1, 4.4.4, 4.4.5;

Opacity Limits - NA;

Operational Limits - 4.5.5,4.5.3, 4.1.10, ; 45CSR13 Permit R13-2338 4.1.22,4.5.3, 4.5.5, ; 45CSR34,; 40CFR63 Subpart FFFF,

Are you in compliance with all applicable requirements for this emission unit? X Yes ___No

If no, complete the **Schedule of Compliance Form** as **ATTACHMENT F**.

ATTACHMENT E - Emission Unit Form

Emission Unit Description		*Emission Group 152*
Emission unit ID number: T-99	**Emission unit name:** Tank	**List any control devices associated with this emission unit:** S-174
Provide a description of the emission unit (type, method of operation, design parameters, etc.): Tank		
Manufacturer: In House	**Model number:** NA	**Serial number:** NA
Construction date: 1954	**Installation date:**	**Modification date(s):**
Design Capacity (examples: furnaces - tons/hr, tanks - gallons): <20,000		
Maximum Hourly Throughput: See Potential Emissions estimation method	**Maximum Annual Throughput:**	**Maximum Operating Schedule:** 8760
Fuel Usage Data **(fill out all applicable fields)**		
Does this emission unit combust fuel? ___ Yes ___X No		**If yes, is it?** ___ Indirect Fired ___ Direct Fired
Maximum design heat input and/or maximum horsepower rating:		**Type and Btu/hr rating of burners:**
List the primary fuel type(s) and if applicable, the secondary fuel type(s). For each fuel type listed, provide the maximum hourly and annual fuel usage for each.		

Describe each fuel expected to be used during the term of the permit.

Fuel Type	Max. Sulfur Content	Max. Ash Content	BTU Value

Emissions Data ***T-99***

Criteria Pollutants	Potential Emissions	
	PPH	TPY
Carbon Monoxide (CO)		
Nitrogen Oxides (NO_X)		
Lead (Pb)		
Particulate Matter ($PM_{2.5}$)		
Particulate Matter (PM_{10})		
Total Particulate Matter (TSP)		
Sulfur Dioxide (SO_2)		
Volatile Organic Compounds (VOC)		

Hazardous Air Pollutants	Potential Emissions	
	PPH	TPY

Regulated Pollutants other than Criteria and HAP	Potential Emissions	
	PPH	TPY

List the method(s) used to calculate the potential emissions (include dates of any stack tests conducted, versions of software used, source and dates of emission factors, etc.).

Emissions from this Emission Group are assigned to the major emitting process equipment. Emissions are calculated assuming 8760 hours of operation for most equipment. Emergency equipment emissions are based on 500 hours per year. Highest emitting products were chosen for each emission group, utilizing MON MACT standard batch requirements when appropriate. For tanks the highest throughput in the last three years was increased three times. This was the basis for the PTE. Emissions were calculated using ChemCAD, Essential EHS, Emission Master and/or other appropriate emission estimation models or calculation methodologies (USEPA's TANKS 4.0, WATER9, etc.). Methods take into account stack test results as appropriate.

Applicable Requirements ***T-99***

List all applicable requirements for this emission unit. For each applicable requirement, include the underlying rule/regulation citation and/or construction permit with the condition number. (*Note: Title V permit condition numbers alone are not the underlying applicable requirements*). If an emission limit is calculated based on the type of source and design capacity or if a standard is based on a design parameter, this information should also be included.

Emission Limits - 4.1.1, 4.1.20, 4.1.21, 4.1.22, ; 45CSR13 Permit R13-2338 4.1.1, ; 45CSR34, ; 40CFR63 Subpart FFFF,

Opacity Limits - NA

Operational Limits - 4.1.4, 4.1.23, 4.1.24, 4.1.25, 4.1.26, ; 45CSR13 Permit R13-2338 4.1.4,; 45CSR34 , ; 40CFR63 Subpart FFFF,

X Permit Shield

For all applicable requirements listed above, provide monitoring/testing/recordkeeping/reporting which shall be used to demonstrate compliance. If the method is based on a permit or rule, include the condition number or citation. (Note: Each requirement listed above must have an associated method of demonstrating compliance. If there is not already a required method in place, then a method must be proposed.)

Emission Limits - 4.1.7, 4.5.1, 4.4.3, 4.4.4; 45CSR13 Permit R13-2338 4.1.7, 4.5.1, 4.4.4, 4.4.5;

Opacity Limits - NA;

Operational Limits - 4.5.5,4.5.3, 4.1.10, ; 45CSR13 Permit R13-2338 4.1.22,4.5.3, 4.5.5, ; 45CSR34,; 40CFR63 Subpart FFFF,

Are you in compliance with all applicable requirements for this emission unit? X Yes ___No

If no, complete the **Schedule of Compliance Form** as **ATTACHMENT F**.

ATTACHMENT E - Emission Unit Form

Emission Unit Description		*Emission Group 152*
Emission unit ID number: T-169	**Emission unit name:** Tank	**List any control devices associated with this emission unit:** S-174

Provide a description of the emission unit (type, method of operation, design parameters, etc.):

Tank

Manufacturer:	**Model number:**	**Serial number:**
In House	NA	NA
Construction date: 1954	**Installation date:**	**Modification date(s):**

Design Capacity (examples: furnaces - tons/hr, tanks - gallons):

<20,000

Maximum Hourly Throughput:	**Maximum Annual Throughput:**	**Maximum Operating Schedule:**
See Potential Emissions estimation method		8760

Fuel Usage Data **(fill out all applicable fields)**

Does this emission unit combust fuel? ___ Yes ___X No	**If yes, is it?** ___ Indirect Fired ___ Direct Fired
Maximum design heat input and/or maximum horsepower rating:	**Type and Btu/hr rating of burners:**

List the primary fuel type(s) and if applicable, the secondary fuel type(s). For each fuel type listed, provide the maximum hourly and annual fuel usage for each.

Describe each fuel expected to be used during the term of the permit.

Fuel Type	Max. Sulfur Content	Max. Ash Content	BTU Value

Emissions Data	***T-169***	
Criteria Pollutants	Potential Emissions	
	PPH	TPY
Carbon Monoxide (CO)		
Nitrogen Oxides (NO_X)		
Lead (Pb)		
Particulate Matter ($PM_{2.5}$)		
Particulate Matter (PM_{10})		
Total Particulate Matter (TSP)		
Sulfur Dioxide (SO_2)		
Volatile Organic Compounds (VOC)		
Hazardous Air Pollutants	Potential Emissions	
	PPH	TPY
Regulated Pollutants other than Criteria and HAP	Potential Emissions	
	PPH	TPY

List the method(s) used to calculate the potential emissions (include dates of any stack tests conducted, versions of software used, source and dates of emission factors, etc.).

Emissions from this Emission Group are assigned to the major emitting process equipment. Emissions are calculated assuming 8760 hours of operation for most equipment. Emergency equipment emissions are based on 500 hours per year. Highest emitting products were chosen for each emission group, utilizing MON MACT standard batch requirements when appropriate. For tanks the highest throughput in the last three years was increased three times. This was the basis for the PTE. Emissions were calculated using ChemCAD, Essential EHS, Emission Master and/or other appropriate emission estimation models or calculation methodologies (USEPA's TANKS 4.0, WATER9, etc.). Methods take into account stack test results as appropriate.

Applicable Requirements ***T-169***

List all applicable requirements for this emission unit. For each applicable requirement, include the underlying rule/regulation citation and/or construction permit with the condition number. (*Note: Title V permit condition numbers alone are not the underlying applicable requirements*). If an emission limit is calculated based on the type of source and design capacity or if a standard is based on a design parameter, this information should also be included.

Emission Limits - 4.1.1, 4.1.20, 4.1.21, 4.1.22, ; 45CSR13 Permit R13-2338 4.1.1, ; 45CSR34, ; 40CFR63 Subpart FFFF,

Opacity Limits - NA

Operational Limits - 4.1.4, 4.1.23, 4.1.24, 4.1.25, 4.1.26, ; 45CSR13 Permit R13-2338 4.1.4,; 45CSR34 , ; 40CFR63 Subpart FFFF,

X Permit Shield

For all applicable requirements listed above, provide monitoring/testing/recordkeeping/reporting which shall be used to demonstrate compliance. If the method is based on a permit or rule, include the condition number or citation. (Note: Each requirement listed above must have an associated method of demonstrating compliance. If there is not already a required method in place, then a method must be proposed.)

Emission Limits - 4.1.7, 4.5.1, 4.4.3, 4.4.4; 45CSR13 Permit R13-2338 4.1.7, 4.5.1, 4.4.4, 4.4.5;

Opacity Limits - NA;

Operational Limits - 4.5.5,4.5.3, 4.1.10, ; 45CSR13 Permit R13-2338 4.1.22,4.5.3, 4.5.5, ; 45CSR34,; 40CFR63 Subpart FFFF,

Are you in compliance with all applicable requirements for this emission unit? X Yes ___No

If no, complete the **Schedule of Compliance Form** as **ATTACHMENT F**.

ATTACHMENT E - Emission Unit Form

Emission Unit Description		*Emission Group 152*
Emission unit ID number: T-914	**Emission unit name:** Tank	**List any control devices associated with this emission unit:** NONE

Provide a description of the emission unit (type, method of operation, design parameters, etc.):

Tank

Manufacturer:	**Model number:**	**Serial number:**
In House	NA	NA
Construction date: 1975	**Installation date:**	**Modification date(s):**

Design Capacity (examples: furnaces - tons/hr, tanks - gallons):

<20,000

Maximum Hourly Throughput:	**Maximum Annual Throughput:**	**Maximum Operating Schedule:**
See Potential Emissions estimation method		8760

Fuel Usage Data **(fill out all applicable fields)**

Does this emission unit combust fuel? ___ Yes ___X No	**If yes, is it?** ___ Indirect Fired ___ Direct Fired
Maximum design heat input and/or maximum horsepower rating:	**Type and Btu/hr rating of burners:**

List the primary fuel type(s) and if applicable, the secondary fuel type(s). For each fuel type listed, provide the maximum hourly and annual fuel usage for each.

Describe each fuel expected to be used during the term of the permit.

Fuel Type	Max. Sulfur Content	Max. Ash Content	BTU Value

Emissions Data	***T-914***	
Criteria Pollutants	Potential Emissions	
	PPH	TPY
Carbon Monoxide (CO)		
Nitrogen Oxides (NO_X)		
Lead (Pb)		
Particulate Matter ($PM_{2.5}$)		
Particulate Matter (PM_{10})		
Total Particulate Matter (TSP)		
Sulfur Dioxide (SO_2)		
Volatile Organic Compounds (VOC)		
Hazardous Air Pollutants	Potential Emissions	
	PPH	TPY
Regulated Pollutants other than Criteria and HAP	Potential Emissions	
	PPH	TPY

List the method(s) used to calculate the potential emissions (include dates of any stack tests conducted, versions of software used, source and dates of emission factors, etc.).

Emissions from this Emission Group are assigned to the major emitting process equipment. Emissions are calculated assuming 8760 hours of operation for most equipment. Emergency equipment emissions are based on 500 hours per year. Highest emitting products were chosen for each emission group, utilizing MON MACT standard batch requirements when appropriate. For tanks the highest throughput in the last three years was increased three times. This was the basis for the PTE. Emissions were calculated using ChemCAD, Essential EHS, Emission Master and/or other appropriate emission estimation models or calculation methodologies (USEPA's TANKS 4.0, WATER9, etc.). Methods take into account stack test results as appropriate.

Applicable Requirements ***T-914***

List all applicable requirements for this emission unit. For each applicable requirement, include the underlying rule/regulation citation and/or construction permit with the condition number. (*Note: Title V permit condition numbers alone are not the underlying applicable requirements*). If an emission limit is calculated based on the type of source and design capacity or if a standard is based on a design parameter, this information should also be included.

Emission Limits - 4.1.1, 4.1.20, 4.1.21, 4.1.22, ; 45CSR13 Permit R13-2338 4.1.1, ; 45CSR34, ; 40CFR63 Subpart FFFF,

Opacity Limits - NA

Operational Limits - 4.1.4, 4.1.23, 4.1.24, 4.1.25, 4.1.26, ; 45CSR13 Permit R13-2338 4.1.4,; 45CSR34 , ; 40CFR63 Subpart FFFF,

X Permit Shield

For all applicable requirements listed above, provide monitoring/testing/recordkeeping/reporting which shall be used to demonstrate compliance. If the method is based on a permit or rule, include the condition number or citation. (Note: Each requirement listed above must have an associated method of demonstrating compliance. If there is not already a required method in place, then a method must be proposed.)

Emission Limits - 4.1.7, 4.5.1, 4.4.3, 4.4.4; 45CSR13 Permit R13-2338 4.1.7, 4.5.1, 4.4.4, 4.4.5;

Opacity Limits - NA;

Operational Limits - 4.5.5,4.5.3, 4.1.10, ; 45CSR13 Permit R13-2338 4.1.22,4.5.3, 4.5.5, ; 45CSR34,; 40CFR63 Subpart FFFF,

Are you in compliance with all applicable requirements for this emission unit? X Yes ___No

If no, complete the **Schedule of Compliance Form** as **ATTACHMENT F**.

ATTACHMENT E - Emission Unit Form

Emission Unit Description		*Emission Group 152*
Emission unit ID number: T-916	**Emission unit name:** Tank	**List any control devices associated with this emission unit:** NONE

Provide a description of the emission unit (type, method of operation, design parameters, etc.):

Tank

Manufacturer:	**Model number:**	**Serial number:**
In House	NA	NA
Construction date: 1975	**Installation date:**	**Modification date(s):**

Design Capacity (examples: furnaces - tons/hr, tanks - gallons):

<20,000

Maximum Hourly Throughput:	**Maximum Annual Throughput:**	**Maximum Operating Schedule:**
See Potential Emissions estimation method		8760

Fuel Usage Data **(fill out all applicable fields)**

Does this emission unit combust fuel? ___ Yes ___X No	**If yes, is it?** ___ Indirect Fired ___ Direct Fired
Maximum design heat input and/or maximum horsepower rating:	**Type and Btu/hr rating of burners:**

List the primary fuel type(s) and if applicable, the secondary fuel type(s). For each fuel type listed, provide the maximum hourly and annual fuel usage for each.

Describe each fuel expected to be used during the term of the permit.

Fuel Type	Max. Sulfur Content	Max. Ash Content	BTU Value

Emissions Data	***T-916***	
Criteria Pollutants	Potential Emissions	
	PPH	TPY
Carbon Monoxide (CO)		
Nitrogen Oxides (NO_X)		
Lead (Pb)		
Particulate Matter ($PM_{2.5}$)		
Particulate Matter (PM_{10})		
Total Particulate Matter (TSP)		
Sulfur Dioxide (SO_2)		
Volatile Organic Compounds (VOC)		
Hazardous Air Pollutants	Potential Emissions	
	PPH	TPY
Regulated Pollutants other than Criteria and HAP	Potential Emissions	
	PPH	TPY

List the method(s) used to calculate the potential emissions (include dates of any stack tests conducted, versions of software used, source and dates of emission factors, etc.).

Emissions from this Emission Group are assigned to the major emitting process equipment. Emissions are calculated assuming 8760 hours of operation for most equipment. Emergency equipment emissions are based on 500 hours per year. Highest emitting products were chosen for each emission group, utilizing MON MACT standard batch requirements when appropriate. For tanks the highest throughput in the last three years was increased three times. This was the basis for the PTE. Emissions were calculated using ChemCAD, Essential EHS, Emission Master and/or other appropriate emission estimation models or calculation methodologies (USEPA's TANKS 4.0, WATER9, etc.). Methods take into account stack test results as appropriate.

Applicable Requirements ***T-916***

List all applicable requirements for this emission unit. For each applicable requirement, include the underlying rule/regulation citation and/or construction permit with the condition number. (*Note: Title V permit condition numbers alone are not the underlying applicable requirements*). If an emission limit is calculated based on the type of source and design capacity or if a standard is based on a design parameter, this information should also be included.

Emission Limits - 4.1.1, 4.1.20, 4.1.21, 4.1.22, ; 45CSR13 Permit R13-2338 4.1.1, ; 45CSR34, ; 40CFR63 Subpart FFFF,

Opacity Limits - NA

Operational Limits - 4.1.4, 4.1.23, 4.1.24, 4.1.25, 4.1.26, ; 45CSR13 Permit R13-2338 4.1.4,; 45CSR34 , ; 40CFR63 Subpart FFFF,

X Permit Shield

For all applicable requirements listed above, provide monitoring/testing/recordkeeping/reporting which shall be used to demonstrate compliance. If the method is based on a permit or rule, include the condition number or citation. (Note: Each requirement listed above must have an associated method of demonstrating compliance. If there is not already a required method in place, then a method must be proposed.)

Emission Limits - 4.1.7, 4.5.1, 4.4.3, 4.4.4; 45CSR13 Permit R13-2338 4.1.7, 4.5.1, 4.4.4, 4.4.5;

Opacity Limits - NA;

Operational Limits - 4.5.5,4.5.3, 4.1.10, ; 45CSR13 Permit R13-2338 4.1.22,4.5.3, 4.5.5, ; 45CSR34,; 40CFR63 Subpart FFFF,

Are you in compliance with all applicable requirements for this emission unit? X Yes ___No

If no, complete the **Schedule of Compliance Form** as **ATTACHMENT F**.

ATTACHMENT E - Emission Unit Form

Emission Unit Description		*Emission Group 153*
Emission unit ID number: T-589	**Emission unit name:** Tank	**List any control devices associated with this emission unit:** S-203

Provide a description of the emission unit (type, method of operation, design parameters, etc.):

Tank

Manufacturer:	**Model number:**	**Serial number:**
In House	NA	NA
Construction date: 1966	**Installation date:**	**Modification date(s):**

Design Capacity (examples: furnaces - tons/hr, tanks - gallons):

<20,000

Maximum Hourly Throughput:	**Maximum Annual Throughput:**	**Maximum Operating Schedule:**
See Potential Emissions estimation method		8760

Fuel Usage Data **(fill out all applicable fields)**

Does this emission unit combust fuel? ___ Yes ___X No	**If yes, is it?** ___ Indirect Fired ___ Direct Fired
Maximum design heat input and/or maximum horsepower rating:	**Type and Btu/hr rating of burners:**

List the primary fuel type(s) and if applicable, the secondary fuel type(s). For each fuel type listed, provide the maximum hourly and annual fuel usage for each.

Describe each fuel expected to be used during the term of the permit.

Fuel Type	Max. Sulfur Content	Max. Ash Content	BTU Value

Emissions Data ***T-589***

Criteria Pollutants	Potential Emissions	
	PPH	TPY
Carbon Monoxide (CO)		
Nitrogen Oxides (NO_X)		
Lead (Pb)		
Particulate Matter ($PM_{2.5}$)		
Particulate Matter (PM_{10})		
Total Particulate Matter (TSP)		
Sulfur Dioxide (SO_2)		
Volatile Organic Compounds (VOC)		

Hazardous Air Pollutants	Potential Emissions	
	PPH	TPY

Regulated Pollutants other than Criteria and HAP	Potential Emissions	
	PPH	TPY

List the method(s) used to calculate the potential emissions (include dates of any stack tests conducted, versions of software used, source and dates of emission factors, etc.).

Emissions from this Emission Group are assigned to the major emitting process equipment. Emissions are calculated assuming 8760 hours of operation for most equipment. Emergency equipment emissions are based on 500 hours per year. Highest emitting products were chosen for each emission group, utilizing MON MACT standard batch requirements when appropriate. For tanks the highest throughput in the last three years was increased three times. This was the basis for the PTE. Emissions were calculated using ChemCAD, Essential EHS, Emission Master and/or other appropriate emission estimation models or calculation methodologies (USEPA's TANKS 4.0, WATER9, etc.). Methods take into account stack test results as appropriate.

Applicable Requirements ***T-589***

List all applicable requirements for this emission unit. For each applicable requirement, include the underlying rule/regulation citation and/or construction permit with the condition number. (*Note: Title V permit condition numbers alone are not the underlying applicable requirements*). If an emission limit is calculated based on the type of source and design capacity or if a standard is based on a design parameter, this information should also be included.

Emission Limits - 4.1.1, 4.1.20, 4.1.21, 4.1.22, ; 45CSR13 Permit R13-2338 4.1.1, ; 45CSR34, ; 40CFR63 Subpart FFFF,

Opacity Limits - NA

Operational Limits - 4.1.4, 4.1.23, 4.1.24, 4.1.25, 4.1.26, ; 45CSR13 Permit R13-2338 4.1.4,; 45CSR34 , ; 40CFR63 Subpart FFFF,

X Permit Shield

For all applicable requirements listed above, provide monitoring/testing/recordkeeping/reporting which shall be used to demonstrate compliance. If the method is based on a permit or rule, include the condition number or citation. (Note: Each requirement listed above must have an associated method of demonstrating compliance. If there is not already a required method in place, then a method must be proposed.)

Emission Limits - 4.1.7, 4.5.1, 4.4.3, 4.4.4; 45CSR13 Permit R13-2338 4.1.7, 4.5.1, 4.4.4, 4.4.5;

Opacity Limits - NA;

Operational Limits - 4.5.5,4.5.3, 4.1.10, ; 45CSR13 Permit R13-2338 4.1.22,4.5.3, 4.5.5, ; 45CSR34,; 40CFR63 Subpart FFFF,

Are you in compliance with all applicable requirements for this emission unit? X Yes ___No

If no, complete the **Schedule of Compliance Form** as **ATTACHMENT F**.

ATTACHMENT E - Emission Unit Form

Emission Unit Description		*Emission Group 153*
Emission unit ID number: T-590	**Emission unit name:** Tank	**List any control devices associated with this emission unit:** S-203, S-42

Provide a description of the emission unit (type, method of operation, design parameters, etc.):

Tank

Manufacturer:	**Model number:**	**Serial number:**
In House	NA	NA
Construction date: 1966	**Installation date:**	**Modification date(s):**

Design Capacity (examples: furnaces - tons/hr, tanks - gallons):

<20,000

Maximum Hourly Throughput:	**Maximum Annual Throughput:**	**Maximum Operating Schedule:**
See Potential Emissions estimation method		8760

Fuel Usage Data **(fill out all applicable fields)**

Does this emission unit combust fuel? ___ Yes ___X No	**If yes, is it?** ___ Indirect Fired ___ Direct Fired
Maximum design heat input and/or maximum horsepower rating:	**Type and Btu/hr rating of burners:**

List the primary fuel type(s) and if applicable, the secondary fuel type(s). For each fuel type listed, provide the maximum hourly and annual fuel usage for each.

Describe each fuel expected to be used during the term of the permit.

Fuel Type	Max. Sulfur Content	Max. Ash Content	BTU Value

Emissions Data ***T-590***

Criteria Pollutants	Potential Emissions	
	PPH	TPY
Carbon Monoxide (CO)		
Nitrogen Oxides (NO_X)		
Lead (Pb)		
Particulate Matter ($PM_{2.5}$)		
Particulate Matter (PM_{10})		
Total Particulate Matter (TSP)		
Sulfur Dioxide (SO_2)		
Volatile Organic Compounds (VOC)		

Hazardous Air Pollutants	Potential Emissions	
	PPH	TPY

Regulated Pollutants other than Criteria and HAP	Potential Emissions	
	PPH	TPY

List the method(s) used to calculate the potential emissions (include dates of any stack tests conducted, versions of software used, source and dates of emission factors, etc.).

Emissions from this Emission Group are assigned to the major emitting process equipment. Emissions are calculated assuming 8760 hours of operation for most equipment. Emergency equipment emissions are based on 500 hours per year. Highest emitting products were chosen for each emission group, utilizing MON MACT standard batch requirements when appropriate. For tanks the highest throughput in the last three years was increased three times. This was the basis for the PTE. Emissions were calculated using ChemCAD, Essential EHS, Emission Master and/or other appropriate emission estimation models or calculation methodologies (USEPA's TANKS 4.0, WATER9, etc.). Methods take into account stack test results as appropriate.

Applicable Requirements ***T-590***

List all applicable requirements for this emission unit. For each applicable requirement, include the underlying rule/regulation citation and/or construction permit with the condition number. (*Note: Title V permit condition numbers alone are not the underlying applicable requirements*). If an emission limit is calculated based on the type of source and design capacity or if a standard is based on a design parameter, this information should also be included.

Emission Limits - 4.1.1, 4.1.20, 4.1.21, 4.1.22, ; 45CSR13 Permit R13-2338 4.1.1, ; 45CSR34, ; 40CFR63 Subpart FFFF,

Opacity Limits - NA

Operational Limits - 4.1.4, 4.1.23, 4.1.24, 4.1.25, 4.1.26, ; 45CSR13 Permit R13-2338 4.1.4,; 45CSR34 , ; 40CFR63 Subpart FFFF,

X Permit Shield

For all applicable requirements listed above, provide monitoring/testing/recordkeeping/reporting which shall be used to demonstrate compliance. If the method is based on a permit or rule, include the condition number or citation. (Note: Each requirement listed above must have an associated method of demonstrating compliance. If there is not already a required method in place, then a method must be proposed.)

Emission Limits - 4.1.7, 4.5.1, 4.4.3, 4.4.4; 45CSR13 Permit R13-2338 4.1.7, 4.5.1, 4.4.4, 4.4.5;

Opacity Limits - NA;

Operational Limits - 4.5.5,4.5.3, 4.1.10, ; 45CSR13 Permit R13-2338 4.1.22,4.5.3, 4.5.5, ; 45CSR34,; 40CFR63 Subpart FFFF,

Are you in compliance with all applicable requirements for this emission unit? X Yes ___No

If no, complete the **Schedule of Compliance Form** as **ATTACHMENT F**.

ATTACHMENT E - Emission Unit Form

Emission Unit Description		*Emission Group 153*
Emission unit ID number: T-923	**Emission unit name:** Tank	**List any control devices associated with this emission unit:** S-203, S-42

Provide a description of the emission unit (type, method of operation, design parameters, etc.):

Tank

Manufacturer:	**Model number:**	**Serial number:**
In House	NA	NA
Construction date: 1975	**Installation date:**	**Modification date(s):**

Design Capacity (examples: furnaces - tons/hr, tanks - gallons):

20000

Maximum Hourly Throughput:	**Maximum Annual Throughput:**	**Maximum Operating Schedule:**
See Potential Emissions estimation method		8760

Fuel Usage Data **(fill out all applicable fields)**

Does this emission unit combust fuel? ___ Yes ___X No	**If yes, is it?** ___ Indirect Fired ___ Direct Fired
Maximum design heat input and/or maximum horsepower rating:	**Type and Btu/hr rating of burners:**

List the primary fuel type(s) and if applicable, the secondary fuel type(s). For each fuel type listed, provide the maximum hourly and annual fuel usage for each.

Describe each fuel expected to be used during the term of the permit.

Fuel Type	Max. Sulfur Content	Max. Ash Content	BTU Value

Emissions Data	***T-923***	
Criteria Pollutants	Potential Emissions	
	PPH	TPY
Carbon Monoxide (CO)		
Nitrogen Oxides (NO_X)		
Lead (Pb)		
Particulate Matter ($PM_{2.5}$)		
Particulate Matter (PM_{10})		
Total Particulate Matter (TSP)		
Sulfur Dioxide (SO_2)		
Volatile Organic Compounds (VOC)		
Hazardous Air Pollutants	Potential Emissions	
	PPH	TPY
Regulated Pollutants other than Criteria and HAP	Potential Emissions	
	PPH	TPY

List the method(s) used to calculate the potential emissions (include dates of any stack tests conducted, versions of software used, source and dates of emission factors, etc.).

Emissions from this Emission Group are assigned to the major emitting process equipment. Emissions are calculated assuming 8760 hours of operation for most equipment. Emergency equipment emissions are based on 500 hours per year. Highest emitting products were chosen for each emission group, utilizing MON MACT standard batch requirements when appropriate. For tanks the highest throughput in the last three years was increased three times. This was the basis for the PTE. Emissions were calculated using ChemCAD, Essential EHS, Emission Master and/or other appropriate emission estimation models or calculation methodologies (USEPA's TANKS 4.0, WATER9, etc.). Methods take into account stack test results as appropriate.

Applicable Requirements ***T-923***

List all applicable requirements for this emission unit. For each applicable requirement, include the underlying rule/regulation citation and/or construction permit with the condition number. (*Note: Title V permit condition numbers alone are not the underlying applicable requirements*). If an emission limit is calculated based on the type of source and design capacity or if a standard is based on a design parameter, this information should also be included.

Emission Limits - 4.1.1, 4.1.20, 4.1.21, 4.1.22, ; 45CSR13 Permit R13-2338 4.1.1, ; 45CSR34, ; 40CFR63 Subpart FFFF,

Opacity Limits - NA

Operational Limits - 4.1.4, 4.1.23, 4.1.24, 4.1.25, 4.1.26, ; 45CSR13 Permit R13-2338 4.1.4,; 45CSR34 , ; 40CFR63 Subpart FFFF,

X Permit Shield

For all applicable requirements listed above, provide monitoring/testing/recordkeeping/reporting which shall be used to demonstrate compliance. If the method is based on a permit or rule, include the condition number or citation. (Note: Each requirement listed above must have an associated method of demonstrating compliance. If there is not already a required method in place, then a method must be proposed.)

Emission Limits - 4.1.7, 4.5.1, 4.4.3, 4.4.4; 45CSR13 Permit R13-2338 4.1.7, 4.5.1, 4.4.4, 4.4.5;

Opacity Limits - NA;

Operational Limits - 4.5.5,4.5.3, 4.1.10, ; 45CSR13 Permit R13-2338 4.1.22,4.5.3, 4.5.5, ; 45CSR34,; 40CFR63 Subpart FFFF,

Are you in compliance with all applicable requirements for this emission unit? X Yes ___No

If no, complete the **Schedule of Compliance Form** as **ATTACHMENT F**.

ATTACHMENT E - Emission Unit Form

Emission Unit Description		*Emission Group 153*
Emission unit ID number: T-924	**Emission unit name:** Tank	**List any control devices associated with this emission unit:** S-203, S-42

Provide a description of the emission unit (type, method of operation, design parameters, etc.):

Tank

Manufacturer:	**Model number:**	**Serial number:**
In House	NA	NA
Construction date: 1975	**Installation date:**	**Modification date(s):**

Design Capacity (examples: furnaces - tons/hr, tanks - gallons):

20000

Maximum Hourly Throughput:	**Maximum Annual Throughput:**	**Maximum Operating Schedule:**
See Potential Emissions estimation method		8760

Fuel Usage Data **(fill out all applicable fields)**

Does this emission unit combust fuel? ___ Yes ___X No	**If yes, is it?** ___ Indirect Fired ___ Direct Fired
Maximum design heat input and/or maximum horsepower rating:	**Type and Btu/hr rating of burners:**

List the primary fuel type(s) and if applicable, the secondary fuel type(s). For each fuel type listed, provide the maximum hourly and annual fuel usage for each.

Describe each fuel expected to be used during the term of the permit.

Fuel Type	Max. Sulfur Content	Max. Ash Content	BTU Value

Emissions Data	***T-924***	
Criteria Pollutants	Potential Emissions	
	PPH	TPY
Carbon Monoxide (CO)		
Nitrogen Oxides (NO_X)		
Lead (Pb)		
Particulate Matter ($PM_{2.5}$)		
Particulate Matter (PM_{10})		
Total Particulate Matter (TSP)		
Sulfur Dioxide (SO_2)		
Volatile Organic Compounds (VOC)		
Hazardous Air Pollutants	Potential Emissions	
	PPH	TPY
Regulated Pollutants other than Criteria and HAP	Potential Emissions	
	PPH	TPY

List the method(s) used to calculate the potential emissions (include dates of any stack tests conducted, versions of software used, source and dates of emission factors, etc.).

Emissions from this Emission Group are assigned to the major emitting process equipment. Emissions are calculated assuming 8760 hours of operation for most equipment. Emergency equipment emissions are based on 500 hours per year. Highest emitting products were chosen for each emission group, utilizing MON MACT standard batch requirements when appropriate. For tanks the highest throughput in the last three years was increased three times. This was the basis for the PTE. Emissions were calculated using ChemCAD, Essential EHS, Emission Master and/or other appropriate emission estimation models or calculation methodologies (USEPA's TANKS 4.0, WATER9, etc.). Methods take into account stack test results as appropriate.

Applicable Requirements ***T-924***

List all applicable requirements for this emission unit. For each applicable requirement, include the underlying rule/regulation citation and/or construction permit with the condition number. (*Note: Title V permit condition numbers alone are not the underlying applicable requirements*). If an emission limit is calculated based on the type of source and design capacity or if a standard is based on a design parameter, this information should also be included.

Emission Limits - 4.1.1, 4.1.20, 4.1.21, 4.1.22, ; 45CSR13 Permit R13-2338 4.1.1, ; 45CSR34, ; 40CFR63 Subpart FFFF,

Opacity Limits - NA

Operational Limits - 4.1.4, 4.1.23, 4.1.24, 4.1.25, 4.1.26, ; 45CSR13 Permit R13-2338 4.1.4,; 45CSR34 , ; 40CFR63 Subpart FFFF,

X Permit Shield

For all applicable requirements listed above, provide monitoring/testing/recordkeeping/reporting which shall be used to demonstrate compliance. If the method is based on a permit or rule, include the condition number or citation. (Note: Each requirement listed above must have an associated method of demonstrating compliance. If there is not already a required method in place, then a method must be proposed.)

Emission Limits - 4.1.7, 4.5.1, 4.4.3, 4.4.4; 45CSR13 Permit R13-2338 4.1.7, 4.5.1, 4.4.4, 4.4.5;

Opacity Limits - NA;

Operational Limits - 4.5.5,4.5.3, 4.1.10, ; 45CSR13 Permit R13-2338 4.1.22,4.5.3, 4.5.5, ; 45CSR34,; 40CFR63 Subpart FFFF,

Are you in compliance with all applicable requirements for this emission unit? X Yes ___No

If no, complete the **Schedule of Compliance Form** as **ATTACHMENT F**.

ATTACHMENT E - Emission Unit Form

Emission Unit Description		*Emission Group 153*
Emission unit ID number: T-1102	**Emission unit name:** Tank	**List any control devices associated with this emission unit:** S-203, S-42

Provide a description of the emission unit (type, method of operation, design parameters, etc.):

Tank

Manufacturer:	**Model number:**	**Serial number:**
In House	NA	NA
Construction date: 1977	**Installation date:**	**Modification date(s):**

Design Capacity (examples: furnaces - tons/hr, tanks - gallons):

<20,000

Maximum Hourly Throughput:	**Maximum Annual Throughput:**	**Maximum Operating Schedule:**
See Potential Emissions estimation method		8760

Fuel Usage Data **(fill out all applicable fields)**

Does this emission unit combust fuel? ___ Yes ___X No	**If yes, is it?** ___ Indirect Fired ___ Direct Fired
Maximum design heat input and/or maximum horsepower rating:	**Type and Btu/hr rating of burners:**

List the primary fuel type(s) and if applicable, the secondary fuel type(s). For each fuel type listed, provide the maximum hourly and annual fuel usage for each.

Describe each fuel expected to be used during the term of the permit.

Fuel Type	Max. Sulfur Content	Max. Ash Content	BTU Value

Emissions Data	***T-1102***	
Criteria Pollutants	Potential Emissions	
	PPH	TPY
Carbon Monoxide (CO)		
Nitrogen Oxides (NO_X)		
Lead (Pb)		
Particulate Matter ($PM_{2.5}$)		
Particulate Matter (PM_{10})		
Total Particulate Matter (TSP)		
Sulfur Dioxide (SO_2)		
Volatile Organic Compounds (VOC)		
Hazardous Air Pollutants	Potential Emissions	
	PPH	TPY
Regulated Pollutants other than Criteria and HAP	Potential Emissions	
	PPH	TPY

List the method(s) used to calculate the potential emissions (include dates of any stack tests conducted, versions of software used, source and dates of emission factors, etc.).

Emissions from this Emission Group are assigned to the major emitting process equipment. Emissions are calculated assuming 8760 hours of operation for most equipment. Emergency equipment emissions are based on 500 hours per year. Highest emitting products were chosen for each emission group, utilizing MON MACT standard batch requirements when appropriate. For tanks the highest throughput in the last three years was increased three times. This was the basis for the PTE. Emissions were calculated using ChemCAD, Essential EHS, Emission Master and/or other appropriate emission estimation models or calculation methodologies (USEPA's TANKS 4.0, WATER9, etc.). Methods take into account stack test results as appropriate.

Applicable Requirements ***T-1102***

List all applicable requirements for this emission unit. For each applicable requirement, include the underlying rule/regulation citation and/or construction permit with the condition number. (*Note: Title V permit condition numbers alone are not the underlying applicable requirements*). If an emission limit is calculated based on the type of source and design capacity or if a standard is based on a design parameter, this information should also be included.

Emission Limits - 4.1.1, 4.1.20, 4.1.21, 4.1.22, ; 45CSR13 Permit R13-2338 4.1.1, ; 45CSR34, ; 40CFR63 Subpart FFFF,

Opacity Limits - NA

Operational Limits - 4.1.4, 4.1.23, 4.1.24, 4.1.25, 4.1.26, ; 45CSR13 Permit R13-2338 4.1.4,; 45CSR34 , ; 40CFR63 Subpart FFFF,

X Permit Shield

For all applicable requirements listed above, provide monitoring/testing/recordkeeping/reporting which shall be used to demonstrate compliance. If the method is based on a permit or rule, include the condition number or citation. (Note: Each requirement listed above must have an associated method of demonstrating compliance. If there is not already a required method in place, then a method must be proposed.)

Emission Limits - 4.1.7, 4.5.1, 4.4.3, 4.4.4; 45CSR13 Permit R13-2338 4.1.7, 4.5.1, 4.4.4, 4.4.5;

Opacity Limits - NA;

Operational Limits - 4.5.5,4.5.3, 4.1.10, ; 45CSR13 Permit R13-2338 4.1.22,4.5.3, 4.5.5, ; 45CSR34,; 40CFR63 Subpart FFFF,

Are you in compliance with all applicable requirements for this emission unit? X Yes ___No

If no, complete the **Schedule of Compliance Form** as **ATTACHMENT F**.

ATTACHMENT E - Emission Unit Form

Emission Unit Description		*Emission Group 153*
Emission unit ID number: T-1764	**Emission unit name:** Tank	**List any control devices associated with this emission unit:** S-203

Provide a description of the emission unit (type, method of operation, design parameters, etc.):

Tank

Manufacturer:	**Model number:**	**Serial number:**
In House	NA	NA
Construction date: 1993	**Installation date:**	**Modification date(s):**

Design Capacity (examples: furnaces - tons/hr, tanks - gallons):

<20,000

Maximum Hourly Throughput:	**Maximum Annual Throughput:**	**Maximum Operating Schedule:**
See Potential Emissions estimation method		8760

Fuel Usage Data **(fill out all applicable fields)**

Does this emission unit combust fuel? ___ Yes ___X No	**If yes, is it?** ___ Indirect Fired ___ Direct Fired
Maximum design heat input and/or maximum horsepower rating:	**Type and Btu/hr rating of burners:**

List the primary fuel type(s) and if applicable, the secondary fuel type(s). For each fuel type listed, provide the maximum hourly and annual fuel usage for each.

Describe each fuel expected to be used during the term of the permit.

Fuel Type	Max. Sulfur Content	Max. Ash Content	BTU Value

Emissions Data	***T-1764***	
Criteria Pollutants	Potential Emissions	
	PPH	TPY
Carbon Monoxide (CO)		
Nitrogen Oxides (NO_X)		
Lead (Pb)		
Particulate Matter ($PM_{2.5}$)		
Particulate Matter (PM_{10})		
Total Particulate Matter (TSP)		
Sulfur Dioxide (SO_2)		
Volatile Organic Compounds (VOC)		
Hazardous Air Pollutants	Potential Emissions	
	PPH	TPY
Regulated Pollutants other than Criteria and HAP	Potential Emissions	
	PPH	TPY

List the method(s) used to calculate the potential emissions (include dates of any stack tests conducted, versions of software used, source and dates of emission factors, etc.).

Emissions from this Emission Group are assigned to the major emitting process equipment. Emissions are calculated assuming 8760 hours of operation for most equipment. Emergency equipment emissions are based on 500 hours per year. Highest emitting products were chosen for each emission group, utilizing MON MACT standard batch requirements when appropriate. For tanks the highest throughput in the last three years was increased three times. This was the basis for the PTE. Emissions were calculated using ChemCAD, Essential EHS, Emission Master and/or other appropriate emission estimation models or calculation methodologies (USEPA's TANKS 4.0, WATER9, etc.). Methods take into account stack test results as appropriate.

Applicable Requirements ***T-1764***

List all applicable requirements for this emission unit. For each applicable requirement, include the underlying rule/regulation citation and/or construction permit with the condition number. (*Note: Title V permit condition numbers alone are not the underlying applicable requirements*). If an emission limit is calculated based on the type of source and design capacity or if a standard is based on a design parameter, this information should also be included.

Emission Limits - 4.1.1, 4.1.20, 4.1.21, 4.1.22, ; 45CSR13 Permit R13-2338 4.1.1, ; 45CSR34, ; 40CFR63 Subpart FFFF,

Opacity Limits - NA

Operational Limits - 4.1.4, 4.1.23, 4.1.24, 4.1.25, 4.1.26, ; 45CSR13 Permit R13-2338 4.1.4,; 45CSR34 , ; 40CFR63 Subpart FFFF,

X Permit Shield

For all applicable requirements listed above, provide monitoring/testing/recordkeeping/reporting which shall be used to demonstrate compliance. If the method is based on a permit or rule, include the condition number or citation. (Note: Each requirement listed above must have an associated method of demonstrating compliance. If there is not already a required method in place, then a method must be proposed.)

Emission Limits - 4.1.7, 4.5.1, 4.4.3, 4.4.4; 45CSR13 Permit R13-2338 4.1.7, 4.5.1, 4.4.4, 4.4.5;

Opacity Limits - NA;

Operational Limits - 4.5.5,4.5.3, 4.1.10, ; 45CSR13 Permit R13-2338 4.1.22,4.5.3, 4.5.5, ; 45CSR34,; 40CFR63 Subpart FFFF,

Are you in compliance with all applicable requirements for this emission unit? X Yes ___No

If no, complete the **Schedule of Compliance Form** as **ATTACHMENT F**.

ATTACHMENT E - Emission Unit Form

Emission Unit Description		*Emission Group 153P1*
Emission unit ID number: T-493	**Emission unit name:** Tank	**List any control devices associated with this emission unit:** S-203, S-42

Provide a description of the emission unit (type, method of operation, design parameters, etc.):

Tank

Manufacturer:	**Model number:**	**Serial number:**
In House	NA	NA
Construction date: 1966	**Installation date:**	**Modification date(s):**

Design Capacity (examples: furnaces - tons/hr, tanks - gallons):

20000

Maximum Hourly Throughput:	**Maximum Annual Throughput:**	**Maximum Operating Schedule:**
See Potential Emissions estimation method		8760

Fuel Usage Data **(fill out all applicable fields)**

Does this emission unit combust fuel? ___ Yes ___X No	**If yes, is it?** ___ Indirect Fired ___ Direct Fired
Maximum design heat input and/or maximum horsepower rating:	**Type and Btu/hr rating of burners:**

List the primary fuel type(s) and if applicable, the secondary fuel type(s). For each fuel type listed, provide the maximum hourly and annual fuel usage for each.

Describe each fuel expected to be used during the term of the permit.

Fuel Type	Max. Sulfur Content	Max. Ash Content	BTU Value

Emissions Data	***T-493***	
Criteria Pollutants	Potential Emissions	
	PPH	TPY
Carbon Monoxide (CO)		
Nitrogen Oxides (NO_X)		
Lead (Pb)		
Particulate Matter ($PM_{2.5}$)		
Particulate Matter (PM_{10})		
Total Particulate Matter (TSP)		
Sulfur Dioxide (SO_2)		
Volatile Organic Compounds (VOC)		
Hazardous Air Pollutants	Potential Emissions	
	PPH	TPY
Regulated Pollutants other than Criteria and HAP	Potential Emissions	
	PPH	TPY

List the method(s) used to calculate the potential emissions (include dates of any stack tests conducted, versions of software used, source and dates of emission factors, etc.).

Emissions from this Emission Group are assigned to the major emitting process equipment. Emissions are calculated assuming 8760 hours of operation for most equipment. Emergency equipment emissions are based on 500 hours per year. Highest emitting products were chosen for each emission group, utilizing MON MACT standard batch requirements when appropriate. For tanks the highest throughput in the last three years was increased three times. This was the basis for the PTE. Emissions were calculated using ChemCAD, Essential EHS, Emission Master and/or other appropriate emission estimation models or calculation methodologies (USEPA's TANKS 4.0, WATER9, etc.). Methods take into account stack test results as appropriate.

Applicable Requirements ***T-493***

List all applicable requirements for this emission unit. For each applicable requirement, include the underlying rule/regulation citation and/or construction permit with the condition number. (*Note: Title V permit condition numbers alone are not the underlying applicable requirements*). If an emission limit is calculated based on the type of source and design capacity or if a standard is based on a design parameter, this information should also be included.

Emission Limits - 4.1.1, 4.1.20, 4.1.21, 4.1.22, ; 45CSR13 Permit R13-2338 4.1.1, ; 45CSR34, ; 40CFR63 Subpart FFFF,

Opacity Limits - NA

Operational Limits - 4.1.4, 4.1.23, 4.1.24, 4.1.25, 4.1.26, ; 45CSR13 Permit R13-2338 4.1.4,; 45CSR34 , ; 40CFR63 Subpart FFFF,

X Permit Shield

For all applicable requirements listed above, provide monitoring/testing/recordkeeping/reporting which shall be used to demonstrate compliance. If the method is based on a permit or rule, include the condition number or citation. (Note: Each requirement listed above must have an associated method of demonstrating compliance. If there is not already a required method in place, then a method must be proposed.)

Emission Limits - 4.1.7, 4.5.1, 4.4.3, 4.4.4; 45CSR13 Permit R13-2338 4.1.7, 4.5.1, 4.4.4, 4.4.5;

Opacity Limits - NA;

Operational Limits - 4.5.5,4.5.3, 4.1.10, ; 45CSR13 Permit R13-2338 4.1.22,4.5.3, 4.5.5, ; 45CSR34,; 40CFR63 Subpart FFFF,

Are you in compliance with all applicable requirements for this emission unit? X Yes ___No

If no, complete the **Schedule of Compliance Form** as **ATTACHMENT F**.

ATTACHMENT E - Emission Unit Form

Emission Unit Description		*Emission Group 153P1*
Emission unit ID number: T-494	**Emission unit name:** Tank	**List any control devices associated with this emission unit:** S-203, S-42

Provide a description of the emission unit (type, method of operation, design parameters, etc.):

Tank

Manufacturer:	**Model number:**	**Serial number:**
In House	NA	NA
Construction date: 1966	**Installation date:**	**Modification date(s):**

Design Capacity (examples: furnaces - tons/hr, tanks - gallons):

20000

Maximum Hourly Throughput:	**Maximum Annual Throughput:**	**Maximum Operating Schedule:**
See Potential Emissions estimation method		8760

Fuel Usage Data **(fill out all applicable fields)**

Does this emission unit combust fuel? ___ Yes ___X No	**If yes, is it?** ___ Indirect Fired ___ Direct Fired
Maximum design heat input and/or maximum horsepower rating:	**Type and Btu/hr rating of burners:**

List the primary fuel type(s) and if applicable, the secondary fuel type(s). For each fuel type listed, provide the maximum hourly and annual fuel usage for each.

Describe each fuel expected to be used during the term of the permit.

Fuel Type	Max. Sulfur Content	Max. Ash Content	BTU Value

Emissions Data ***T-494***

Criteria Pollutants	Potential Emissions	
	PPH	TPY
Carbon Monoxide (CO)		
Nitrogen Oxides (NO_X)		
Lead (Pb)		
Particulate Matter ($PM_{2.5}$)		
Particulate Matter (PM_{10})		
Total Particulate Matter (TSP)		
Sulfur Dioxide (SO_2)		
Volatile Organic Compounds (VOC)		

Hazardous Air Pollutants	Potential Emissions	
	PPH	TPY

Regulated Pollutants other than Criteria and HAP	Potential Emissions	
	PPH	TPY

List the method(s) used to calculate the potential emissions (include dates of any stack tests conducted, versions of software used, source and dates of emission factors, etc.).

Emissions from this Emission Group are assigned to the major emitting process equipment. Emissions are calculated assuming 8760 hours of operation for most equipment. Emergency equipment emissions are based on 500 hours per year. Highest emitting products were chosen for each emission group, utilizing MON MACT standard batch requirements when appropriate. For tanks the highest throughput in the last three years was increased three times. This was the basis for the PTE. Emissions were calculated using ChemCAD, Essential EHS, Emission Master and/or other appropriate emission estimation models or calculation methodologies (USEPA's TANKS 4.0, WATER9, etc.). Methods take into account stack test results as appropriate.

Applicable Requirements ***T-494***

List all applicable requirements for this emission unit. For each applicable requirement, include the underlying rule/regulation citation and/or construction permit with the condition number. (*Note: Title V permit condition numbers alone are not the underlying applicable requirements*). If an emission limit is calculated based on the type of source and design capacity or if a standard is based on a design parameter, this information should also be included.

Emission Limits - 4.1.1, 4.1.20, 4.1.21, 4.1.22, ; 45CSR13 Permit R13-2338 4.1.1, ; 45CSR34, ; 40CFR63 Subpart FFFF,

Opacity Limits - NA

Operational Limits - 4.1.4, 4.1.23, 4.1.24, 4.1.25, 4.1.26, ; 45CSR13 Permit R13-2338 4.1.4,; 45CSR34 , ; 40CFR63 Subpart FFFF,

X Permit Shield

For all applicable requirements listed above, provide monitoring/testing/recordkeeping/reporting which shall be used to demonstrate compliance. If the method is based on a permit or rule, include the condition number or citation. (Note: Each requirement listed above must have an associated method of demonstrating compliance. If there is not already a required method in place, then a method must be proposed.)

Emission Limits - 4.1.7, 4.5.1, 4.4.3, 4.4.4; 45CSR13 Permit R13-2338 4.1.7, 4.5.1, 4.4.4, 4.4.5;

Opacity Limits - NA;

Operational Limits - 4.5.5,4.5.3, 4.1.10, ; 45CSR13 Permit R13-2338 4.1.22,4.5.3, 4.5.5, ; 45CSR34,; 40CFR63 Subpart FFFF,

Are you in compliance with all applicable requirements for this emission unit? X Yes ___No

If no, complete the **Schedule of Compliance Form** as **ATTACHMENT F**.

ATTACHMENT E - Emission Unit Form

Emission Unit Description		*Emission Group 153P1*
Emission unit ID number: T-591	**Emission unit name:** Tank	**List any control devices associated with this emission unit:** S-203, S-42

Provide a description of the emission unit (type, method of operation, design parameters, etc.):

Tank

Manufacturer:	**Model number:**	**Serial number:**
In House	NA	NA
Construction date: 1966	**Installation date:**	**Modification date(s):**

Design Capacity (examples: furnaces - tons/hr, tanks - gallons):

<20,000

Maximum Hourly Throughput:	**Maximum Annual Throughput:**	**Maximum Operating Schedule:**
See Potential Emissions estimation method		8760

Fuel Usage Data **(fill out all applicable fields)**

Does this emission unit combust fuel? ___ Yes ___X No	**If yes, is it?** ___ Indirect Fired ___ Direct Fired
Maximum design heat input and/or maximum horsepower rating:	**Type and Btu/hr rating of burners:**

List the primary fuel type(s) and if applicable, the secondary fuel type(s). For each fuel type listed, provide the maximum hourly and annual fuel usage for each.

Describe each fuel expected to be used during the term of the permit.

Fuel Type	Max. Sulfur Content	Max. Ash Content	BTU Value

Emissions Data	***T-591***	
Criteria Pollutants	Potential Emissions	
	PPH	TPY
Carbon Monoxide (CO)		
Nitrogen Oxides (NO_X)		
Lead (Pb)		
Particulate Matter ($PM_{2.5}$)		
Particulate Matter (PM_{10})		
Total Particulate Matter (TSP)		
Sulfur Dioxide (SO_2)		
Volatile Organic Compounds (VOC)		
Hazardous Air Pollutants	Potential Emissions	
	PPH	TPY
Regulated Pollutants other than Criteria and HAP	Potential Emissions	
	PPH	TPY

List the method(s) used to calculate the potential emissions (include dates of any stack tests conducted, versions of software used, source and dates of emission factors, etc.).

Emissions from this Emission Group are assigned to the major emitting process equipment. Emissions are calculated assuming 8760 hours of operation for most equipment. Emergency equipment emissions are based on 500 hours per year. Highest emitting products were chosen for each emission group, utilizing MON MACT standard batch requirements when appropriate. For tanks the highest throughput in the last three years was increased three times. This was the basis for the PTE. Emissions were calculated using ChemCAD, Essential EHS, Emission Master and/or other appropriate emission estimation models or calculation methodologies (USEPA's TANKS 4.0, WATER9, etc.). Methods take into account stack test results as appropriate.

Applicable Requirements ***T-591***

List all applicable requirements for this emission unit. For each applicable requirement, include the underlying rule/regulation citation and/or construction permit with the condition number. (*Note: Title V permit condition numbers alone are not the underlying applicable requirements*). If an emission limit is calculated based on the type of source and design capacity or if a standard is based on a design parameter, this information should also be included.

Emission Limits - 4.1.1, 4.1.20, 4.1.21, 4.1.22, ; 45CSR13 Permit R13-2338 4.1.1, ; 45CSR34, ; 40CFR63 Subpart FFFF,

Opacity Limits - NA

Operational Limits - 4.1.4, 4.1.23, 4.1.24, 4.1.25, 4.1.26, ; 45CSR13 Permit R13-2338 4.1.4,; 45CSR34 , ; 40CFR63 Subpart FFFF,

X Permit Shield

For all applicable requirements listed above, provide monitoring/testing/recordkeeping/reporting which shall be used to demonstrate compliance. If the method is based on a permit or rule, include the condition number or citation. (Note: Each requirement listed above must have an associated method of demonstrating compliance. If there is not already a required method in place, then a method must be proposed.)

Emission Limits - 4.1.7, 4.5.1, 4.4.3, 4.4.4; 45CSR13 Permit R13-2338 4.1.7, 4.5.1, 4.4.4, 4.4.5;

Opacity Limits - NA;

Operational Limits - 4.5.5,4.5.3, 4.1.10, ; 45CSR13 Permit R13-2338 4.1.22,4.5.3, 4.5.5, ; 45CSR34,; 40CFR63 Subpart FFFF,

Are you in compliance with all applicable requirements for this emission unit? X Yes ___No

If no, complete the **Schedule of Compliance Form** as **ATTACHMENT F**.

ATTACHMENT E - Emission Unit Form

Emission Unit Description		*Emission Group 153P1*
Emission unit ID number: T-925	**Emission unit name:** Tank	**List any control devices associated with this emission unit:** S-203, S-42

Provide a description of the emission unit (type, method of operation, design parameters, etc.):

Tank

Manufacturer:	**Model number:**	**Serial number:**
In House	NA	NA
Construction date: 1975	**Installation date:**	**Modification date(s):**

Design Capacity (examples: furnaces - tons/hr, tanks - gallons):

20000

Maximum Hourly Throughput:	**Maximum Annual Throughput:**	**Maximum Operating Schedule:**
See Potential Emissions estimation method		8760

Fuel Usage Data **(fill out all applicable fields)**

Does this emission unit combust fuel? ___ Yes ___X No	**If yes, is it?** ___ Indirect Fired ___ Direct Fired
Maximum design heat input and/or maximum horsepower rating:	**Type and Btu/hr rating of burners:**

List the primary fuel type(s) and if applicable, the secondary fuel type(s). For each fuel type listed, provide the maximum hourly and annual fuel usage for each.

Describe each fuel expected to be used during the term of the permit.

Fuel Type	Max. Sulfur Content	Max. Ash Content	BTU Value

Emissions Data	***T-925***	
Criteria Pollutants	Potential Emissions	
	PPH	TPY
Carbon Monoxide (CO)		
Nitrogen Oxides (NO_X)		
Lead (Pb)		
Particulate Matter ($PM_{2.5}$)		
Particulate Matter (PM_{10})		
Total Particulate Matter (TSP)		
Sulfur Dioxide (SO_2)		
Volatile Organic Compounds (VOC)		
Hazardous Air Pollutants	Potential Emissions	
	PPH	TPY
Regulated Pollutants other than Criteria and HAP	Potential Emissions	
	PPH	TPY

List the method(s) used to calculate the potential emissions (include dates of any stack tests conducted, versions of software used, source and dates of emission factors, etc.).

Emissions from this Emission Group are assigned to the major emitting process equipment. Emissions are calculated assuming 8760 hours of operation for most equipment. Emergency equipment emissions are based on 500 hours per year. Highest emitting products were chosen for each emission group, utilizing MON MACT standard batch requirements when appropriate. For tanks the highest throughput in the last three years was increased three times. This was the basis for the PTE. Emissions were calculated using ChemCAD, Essential EHS, Emission Master and/or other appropriate emission estimation models or calculation methodologies (USEPA's TANKS 4.0, WATER9, etc.). Methods take into account stack test results as appropriate.

Applicable Requirements ***T-925***

List all applicable requirements for this emission unit. For each applicable requirement, include the underlying rule/regulation citation and/or construction permit with the condition number. (*Note: Title V permit condition numbers alone are not the underlying applicable requirements*). If an emission limit is calculated based on the type of source and design capacity or if a standard is based on a design parameter, this information should also be included.

Emission Limits - 4.1.1, 4.1.20, 4.1.21, 4.1.22, ; 45CSR13 Permit R13-2338 4.1.1, ; 45CSR34, ; 40CFR63 Subpart FFFF,

Opacity Limits - NA

Operational Limits - 4.1.4, 4.1.23, 4.1.24, 4.1.25, 4.1.26, ; 45CSR13 Permit R13-2338 4.1.4,; 45CSR34 , ; 40CFR63 Subpart FFFF,

X Permit Shield

For all applicable requirements listed above, provide monitoring/testing/recordkeeping/reporting which shall be used to demonstrate compliance. If the method is based on a permit or rule, include the condition number or citation. (Note: Each requirement listed above must have an associated method of demonstrating compliance. If there is not already a required method in place, then a method must be proposed.)

Emission Limits - 4.1.7, 4.5.1, 4.4.3, 4.4.4; 45CSR13 Permit R13-2338 4.1.7, 4.5.1, 4.4.4, 4.4.5;

Opacity Limits - NA;

Operational Limits - 4.5.5,4.5.3, 4.1.10, ; 45CSR13 Permit R13-2338 4.1.22,4.5.3, 4.5.5, ; 45CSR34,; 40CFR63 Subpart FFFF,

Are you in compliance with all applicable requirements for this emission unit? X Yes ___No

If no, complete the **Schedule of Compliance Form** as **ATTACHMENT F**.

ATTACHMENT E - Emission Unit Form

Emission Unit Description		*Emission Group 155*
Emission unit ID number: T-101	**Emission unit name:** Tank	**List any control devices associated with this emission unit:** S-203, S-42

Provide a description of the emission unit (type, method of operation, design parameters, etc.):

Tank

Manufacturer:	**Model number:**	**Serial number:**
In House	NA	NA
Construction date: 1954	**Installation date:**	**Modification date(s):**

Design Capacity (examples: furnaces - tons/hr, tanks - gallons):

<20,000

Maximum Hourly Throughput:	**Maximum Annual Throughput:**	**Maximum Operating Schedule:**
See Potential Emissions estimation method		8760

Fuel Usage Data **(fill out all applicable fields)**

Does this emission unit combust fuel? ___ Yes ___X No	**If yes, is it?** ___ Indirect Fired ___ Direct Fired
Maximum design heat input and/or maximum horsepower rating:	**Type and Btu/hr rating of burners:**

List the primary fuel type(s) and if applicable, the secondary fuel type(s). For each fuel type listed, provide the maximum hourly and annual fuel usage for each.

Describe each fuel expected to be used during the term of the permit.

Fuel Type	Max. Sulfur Content	Max. Ash Content	BTU Value

Emissions Data	***T-101***	
Criteria Pollutants	Potential Emissions	
	PPH	TPY
Carbon Monoxide (CO)		
Nitrogen Oxides (NO_X)		
Lead (Pb)		
Particulate Matter ($PM_{2.5}$)		
Particulate Matter (PM_{10})		
Total Particulate Matter (TSP)		
Sulfur Dioxide (SO_2)		
Volatile Organic Compounds (VOC)		
Hazardous Air Pollutants	Potential Emissions	
	PPH	TPY
Regulated Pollutants other than Criteria and HAP	Potential Emissions	
	PPH	TPY

List the method(s) used to calculate the potential emissions (include dates of any stack tests conducted, versions of software used, source and dates of emission factors, etc.).

Emissions from this Emission Group are assigned to the major emitting process equipment. Emissions are calculated assuming 8760 hours of operation for most equipment. Emergency equipment emissions are based on 500 hours per year. Highest emitting products were chosen for each emission group, utilizing MON MACT standard batch requirements when appropriate. For tanks the highest throughput in the last three years was increased three times. This was the basis for the PTE. Emissions were calculated using ChemCAD, Essential EHS, Emission Master and/or other appropriate emission estimation models or calculation methodologies (USEPA's TANKS 4.0, WATER9, etc.). Methods take into account stack test results as appropriate.

Applicable Requirements ***T-101***

List all applicable requirements for this emission unit. For each applicable requirement, include the underlying rule/regulation citation and/or construction permit with the condition number. (*Note: Title V permit condition numbers alone are not the underlying applicable requirements*). If an emission limit is calculated based on the type of source and design capacity or if a standard is based on a design parameter, this information should also be included.

Emission Limits - 4.1.1, 4.1.20, 4.1.21, 4.1.22, ; 45CSR13 Permit R13-2338 4.1.1, ; 45CSR34, ; 40CFR63 Subpart FFFF,

Opacity Limits - NA

Operational Limits - 4.1.4, 4.1.23, 4.1.24, 4.1.25, 4.1.26, ; 45CSR13 Permit R13-2338 4.1.4,; 45CSR34 , ; 40CFR63 Subpart FFFF,

X Permit Shield

For all applicable requirements listed above, provide monitoring/testing/recordkeeping/reporting which shall be used to demonstrate compliance. If the method is based on a permit or rule, include the condition number or citation. (Note: Each requirement listed above must have an associated method of demonstrating compliance. If there is not already a required method in place, then a method must be proposed.)

Emission Limits - 4.1.7, 4.5.1, 4.4.3, 4.4.4; 45CSR13 Permit R13-2338 4.1.7, 4.5.1, 4.4.4, 4.4.5;

Opacity Limits - NA;

Operational Limits - 4.5.5,4.5.3, 4.1.10, ; 45CSR13 Permit R13-2338 4.1.22,4.5.3, 4.5.5, ; 45CSR34,; 40CFR63 Subpart FFFF,

Are you in compliance with all applicable requirements for this emission unit? X Yes ___No

If no, complete the **Schedule of Compliance Form** as **ATTACHMENT F**.

ATTACHMENT E - Emission Unit Form

Emission Unit Description		*Emission Group 155*
Emission unit ID number: T-102	**Emission unit name:** Tank	**List any control devices associated with this emission unit:** S-203, S-42

Provide a description of the emission unit (type, method of operation, design parameters, etc.):

Tank

Manufacturer:	**Model number:**	**Serial number:**
In House	NA	NA
Construction date: 1954	**Installation date:**	**Modification date(s):**

Design Capacity (examples: furnaces - tons/hr, tanks - gallons):

<20,000

Maximum Hourly Throughput:	**Maximum Annual Throughput:**	**Maximum Operating Schedule:**
See Potential Emissions estimation method		8760

Fuel Usage Data **(fill out all applicable fields)**

Does this emission unit combust fuel? ___ Yes ___X No	**If yes, is it?** ___ Indirect Fired ___ Direct Fired
Maximum design heat input and/or maximum horsepower rating:	**Type and Btu/hr rating of burners:**

List the primary fuel type(s) and if applicable, the secondary fuel type(s). For each fuel type listed, provide the maximum hourly and annual fuel usage for each.

Describe each fuel expected to be used during the term of the permit.

Fuel Type	Max. Sulfur Content	Max. Ash Content	BTU Value

Emissions Data	***T-102***	
Criteria Pollutants	Potential Emissions	
	PPH	TPY
Carbon Monoxide (CO)		
Nitrogen Oxides (NO_X)		
Lead (Pb)		
Particulate Matter ($PM_{2.5}$)		
Particulate Matter (PM_{10})		
Total Particulate Matter (TSP)		
Sulfur Dioxide (SO_2)		
Volatile Organic Compounds (VOC)		
Hazardous Air Pollutants	Potential Emissions	
	PPH	TPY
Regulated Pollutants other than Criteria and HAP	Potential Emissions	
	PPH	TPY

List the method(s) used to calculate the potential emissions (include dates of any stack tests conducted, versions of software used, source and dates of emission factors, etc.).

Emissions from this Emission Group are assigned to the major emitting process equipment. Emissions are calculated assuming 8760 hours of operation for most equipment. Emergency equipment emissions are based on 500 hours per year. Highest emitting products were chosen for each emission group, utilizing MON MACT standard batch requirements when appropriate. For tanks the highest throughput in the last three years was increased three times. This was the basis for the PTE. Emissions were calculated using ChemCAD, Essential EHS, Emission Master and/or other appropriate emission estimation models or calculation methodologies (USEPA's TANKS 4.0, WATER9, etc.). Methods take into account stack test results as appropriate.

Applicable Requirements ***T-102***

List all applicable requirements for this emission unit. For each applicable requirement, include the underlying rule/regulation citation and/or construction permit with the condition number. (*Note: Title V permit condition numbers alone are not the underlying applicable requirements*). If an emission limit is calculated based on the type of source and design capacity or if a standard is based on a design parameter, this information should also be included.

Emission Limits - 4.1.1, 4.1.20, 4.1.21, 4.1.22, ; 45CSR13 Permit R13-2338 4.1.1, ; 45CSR34, ; 40CFR63 Subpart FFFF,

Opacity Limits - NA

Operational Limits - 4.1.4, 4.1.23, 4.1.24, 4.1.25, 4.1.26, ; 45CSR13 Permit R13-2338 4.1.4,; 45CSR34 , ; 40CFR63 Subpart FFFF,

X Permit Shield

For all applicable requirements listed above, provide monitoring/testing/recordkeeping/reporting which shall be used to demonstrate compliance. If the method is based on a permit or rule, include the condition number or citation. (Note: Each requirement listed above must have an associated method of demonstrating compliance. If there is not already a required method in place, then a method must be proposed.)

Emission Limits - 4.1.7, 4.5.1, 4.4.3, 4.4.4; 45CSR13 Permit R13-2338 4.1.7, 4.5.1, 4.4.4, 4.4.5;

Opacity Limits - NA;

Operational Limits - 4.5.5,4.5.3, 4.1.10, ; 45CSR13 Permit R13-2338 4.1.22,4.5.3, 4.5.5, ; 45CSR34,; 40CFR63 Subpart FFFF,

Are you in compliance with all applicable requirements for this emission unit? X Yes ___No

If no, complete the **Schedule of Compliance Form** as **ATTACHMENT F**.

ATTACHMENT E - Emission Unit Form

Emission Unit Description		*Emission Group 155*
Emission unit ID number: T-103	**Emission unit name:** Tank	**List any control devices associated with this emission unit:** S-203, S-42

Provide a description of the emission unit (type, method of operation, design parameters, etc.):

Tank

Manufacturer:	**Model number:**	**Serial number:**
In House	NA	NA
Construction date: 1954	**Installation date:**	**Modification date(s):**

Design Capacity (examples: furnaces - tons/hr, tanks - gallons):

<20,000

Maximum Hourly Throughput:	**Maximum Annual Throughput:**	**Maximum Operating Schedule:**
See Potential Emissions estimation method		8760

Fuel Usage Data **(fill out all applicable fields)**

Does this emission unit combust fuel? ___ Yes ___X No	**If yes, is it?** ___ Indirect Fired ___ Direct Fired
Maximum design heat input and/or maximum horsepower rating:	**Type and Btu/hr rating of burners:**

List the primary fuel type(s) and if applicable, the secondary fuel type(s). For each fuel type listed, provide the maximum hourly and annual fuel usage for each.

Describe each fuel expected to be used during the term of the permit.

Fuel Type	Max. Sulfur Content	Max. Ash Content	BTU Value

Emissions Data ***T-103***

Criteria Pollutants	Potential Emissions	
	PPH	TPY
Carbon Monoxide (CO)		
Nitrogen Oxides (NO_X)		
Lead (Pb)		
Particulate Matter ($PM_{2.5}$)		
Particulate Matter (PM_{10})		
Total Particulate Matter (TSP)		
Sulfur Dioxide (SO_2)		
Volatile Organic Compounds (VOC)		

Hazardous Air Pollutants	Potential Emissions	
	PPH	TPY

Regulated Pollutants other than Criteria and HAP	Potential Emissions	
	PPH	TPY

List the method(s) used to calculate the potential emissions (include dates of any stack tests conducted, versions of software used, source and dates of emission factors, etc.).

Emissions from this Emission Group are assigned to the major emitting process equipment. Emissions are calculated assuming 8760 hours of operation for most equipment. Emergency equipment emissions are based on 500 hours per year. Highest emitting products were chosen for each emission group, utilizing MON MACT standard batch requirements when appropriate. For tanks the highest throughput in the last three years was increased three times. This was the basis for the PTE. Emissions were calculated using ChemCAD, Essential EHS, Emission Master and/or other appropriate emission estimation models or calculation methodologies (USEPA's TANKS 4.0, WATER9, etc.). Methods take into account stack test results as appropriate.

Applicable Requirements ***T-103***

List all applicable requirements for this emission unit. For each applicable requirement, include the underlying rule/regulation citation and/or construction permit with the condition number. (*Note: Title V permit condition numbers alone are not the underlying applicable requirements*). If an emission limit is calculated based on the type of source and design capacity or if a standard is based on a design parameter, this information should also be included.

Emission Limits - 4.1.1, 4.1.20, 4.1.21, 4.1.22, ; 45CSR13 Permit R13-2338 4.1.1, ; 45CSR34, ; 40CFR63 Subpart FFFF,

Opacity Limits - NA

Operational Limits - 4.1.4, 4.1.23, 4.1.24, 4.1.25, 4.1.26, ; 45CSR13 Permit R13-2338 4.1.4,; 45CSR34 , ; 40CFR63 Subpart FFFF,

X Permit Shield

For all applicable requirements listed above, provide monitoring/testing/recordkeeping/reporting which shall be used to demonstrate compliance. If the method is based on a permit or rule, include the condition number or citation. (Note: Each requirement listed above must have an associated method of demonstrating compliance. If there is not already a required method in place, then a method must be proposed.)

Emission Limits - 4.1.7, 4.5.1, 4.4.3, 4.4.4; 45CSR13 Permit R13-2338 4.1.7, 4.5.1, 4.4.4, 4.4.5;

Opacity Limits - NA;

Operational Limits - 4.5.5,4.5.3, 4.1.10, ; 45CSR13 Permit R13-2338 4.1.22,4.5.3, 4.5.5, ; 45CSR34,; 40CFR63 Subpart FFFF,

Are you in compliance with all applicable requirements for this emission unit? X Yes ___No

If no, complete the **Schedule of Compliance Form** as **ATTACHMENT F**.

ATTACHMENT E - Emission Unit Form

Emission Unit Description		*Emission Group 155*
Emission unit ID number: T-104	**Emission unit name:** Tank	**List any control devices associated with this emission unit:** S-203, S-42

Provide a description of the emission unit (type, method of operation, design parameters, etc.):

Tank

Manufacturer:	**Model number:**	**Serial number:**
In House	NA	NA
Construction date: 1954	**Installation date:**	**Modification date(s):**

Design Capacity (examples: furnaces - tons/hr, tanks - gallons):

<20,000

Maximum Hourly Throughput:	**Maximum Annual Throughput:**	**Maximum Operating Schedule:**
See Potential Emissions estimation method		8760

Fuel Usage Data **(fill out all applicable fields)**

Does this emission unit combust fuel? ___ Yes ___X No	**If yes, is it?** ___ Indirect Fired ___ Direct Fired
Maximum design heat input and/or maximum horsepower rating:	**Type and Btu/hr rating of burners:**

List the primary fuel type(s) and if applicable, the secondary fuel type(s). For each fuel type listed, provide the maximum hourly and annual fuel usage for each.

Describe each fuel expected to be used during the term of the permit.

Fuel Type	Max. Sulfur Content	Max. Ash Content	BTU Value

Emissions Data	***T-104***	
Criteria Pollutants	Potential Emissions	
	PPH	TPY
Carbon Monoxide (CO)		
Nitrogen Oxides (NO_X)		
Lead (Pb)		
Particulate Matter ($PM_{2.5}$)		
Particulate Matter (PM_{10})		
Total Particulate Matter (TSP)		
Sulfur Dioxide (SO_2)		
Volatile Organic Compounds (VOC)		
Hazardous Air Pollutants	Potential Emissions	
	PPH	TPY
Regulated Pollutants other than Criteria and HAP	Potential Emissions	
	PPH	TPY

List the method(s) used to calculate the potential emissions (include dates of any stack tests conducted, versions of software used, source and dates of emission factors, etc.).

Emissions from this Emission Group are assigned to the major emitting process equipment. Emissions are calculated assuming 8760 hours of operation for most equipment. Emergency equipment emissions are based on 500 hours per year. Highest emitting products were chosen for each emission group, utilizing MON MACT standard batch requirements when appropriate. For tanks the highest throughput in the last three years was increased three times. This was the basis for the PTE. Emissions were calculated using ChemCAD, Essential EHS, Emission Master and/or other appropriate emission estimation models or calculation methodologies (USEPA's TANKS 4.0, WATER9, etc.). Methods take into account stack test results as appropriate.

Applicable Requirements ***T-104***

List all applicable requirements for this emission unit. For each applicable requirement, include the underlying rule/regulation citation and/or construction permit with the condition number. (*Note: Title V permit condition numbers alone are not the underlying applicable requirements*). If an emission limit is calculated based on the type of source and design capacity or if a standard is based on a design parameter, this information should also be included.

Emission Limits - 4.1.1, 4.1.20, 4.1.21, 4.1.22, ; 45CSR13 Permit R13-2338 4.1.1, ; 45CSR34, ; 40CFR63 Subpart FFFF,

Opacity Limits - NA

Operational Limits - 4.1.4, 4.1.23, 4.1.24, 4.1.25, 4.1.26, ; 45CSR13 Permit R13-2338 4.1.4,; 45CSR34 , ; 40CFR63 Subpart FFFF,

X Permit Shield

For all applicable requirements listed above, provide monitoring/testing/recordkeeping/reporting which shall be used to demonstrate compliance. If the method is based on a permit or rule, include the condition number or citation. (Note: Each requirement listed above must have an associated method of demonstrating compliance. If there is not already a required method in place, then a method must be proposed.)

Emission Limits - 4.1.7, 4.5.1, 4.4.3, 4.4.4; 45CSR13 Permit R13-2338 4.1.7, 4.5.1, 4.4.4, 4.4.5;

Opacity Limits - NA;

Operational Limits - 4.5.5,4.5.3, 4.1.10, ; 45CSR13 Permit R13-2338 4.1.22,4.5.3, 4.5.5, ; 45CSR34,; 40CFR63 Subpart FFFF,

Are you in compliance with all applicable requirements for this emission unit? X Yes ___No

If no, complete the **Schedule of Compliance Form** as **ATTACHMENT F**.

ATTACHMENT E - Emission Unit Form

Emission Unit Description		*Emission Group 155*
Emission unit ID number: T-109	**Emission unit name:** Tank	**List any control devices associated with this emission unit:** S-203, S-42

Provide a description of the emission unit (type, method of operation, design parameters, etc.):

Tank

Manufacturer:	**Model number:**	**Serial number:**
In House	NA	NA
Construction date: 1954	**Installation date:**	**Modification date(s):**

Design Capacity (examples: furnaces - tons/hr, tanks - gallons):

<20,000

Maximum Hourly Throughput:	**Maximum Annual Throughput:**	**Maximum Operating Schedule:**
See Potential Emissions estimation method		8760

Fuel Usage Data **(fill out all applicable fields)**

Does this emission unit combust fuel? ___ Yes ___X No	**If yes, is it?** ___ Indirect Fired ___ Direct Fired
Maximum design heat input and/or maximum horsepower rating:	**Type and Btu/hr rating of burners:**

List the primary fuel type(s) and if applicable, the secondary fuel type(s). For each fuel type listed, provide the maximum hourly and annual fuel usage for each.

Describe each fuel expected to be used during the term of the permit.

Fuel Type	Max. Sulfur Content	Max. Ash Content	BTU Value

Emissions Data ***T-109***

Criteria Pollutants	Potential Emissions	
	PPH	TPY
Carbon Monoxide (CO)		
Nitrogen Oxides (NO_X)		
Lead (Pb)		
Particulate Matter ($PM_{2.5}$)		
Particulate Matter (PM_{10})		
Total Particulate Matter (TSP)		
Sulfur Dioxide (SO_2)		
Volatile Organic Compounds (VOC)		

Hazardous Air Pollutants	Potential Emissions	
	PPH	TPY

Regulated Pollutants other than Criteria and HAP	Potential Emissions	
	PPH	TPY

List the method(s) used to calculate the potential emissions (include dates of any stack tests conducted, versions of software used, source and dates of emission factors, etc.).

Emissions from this Emission Group are assigned to the major emitting process equipment. Emissions are calculated assuming 8760 hours of operation for most equipment. Emergency equipment emissions are based on 500 hours per year. Highest emitting products were chosen for each emission group, utilizing MON MACT standard batch requirements when appropriate. For tanks the highest throughput in the last three years was increased three times. This was the basis for the PTE. Emissions were calculated using ChemCAD, Essential EHS, Emission Master and/or other appropriate emission estimation models or calculation methodologies (USEPA's TANKS 4.0, WATER9, etc.). Methods take into account stack test results as appropriate.

Applicable Requirements ***T-109***

List all applicable requirements for this emission unit. For each applicable requirement, include the underlying rule/regulation citation and/or construction permit with the condition number. (*Note: Title V permit condition numbers alone are not the underlying applicable requirements*). If an emission limit is calculated based on the type of source and design capacity or if a standard is based on a design parameter, this information should also be included.

Emission Limits - 4.1.1, 4.1.20, 4.1.21, 4.1.22, ; 45CSR13 Permit R13-2338 4.1.1, ; 45CSR34, ; 40CFR63 Subpart FFFF,

Opacity Limits - NA

Operational Limits - 4.1.4, 4.1.23, 4.1.24, 4.1.25, 4.1.26, ; 45CSR13 Permit R13-2338 4.1.4,; 45CSR34 , ; 40CFR63 Subpart FFFF,

X Permit Shield

For all applicable requirements listed above, provide monitoring/testing/recordkeeping/reporting which shall be used to demonstrate compliance. If the method is based on a permit or rule, include the condition number or citation. (Note: Each requirement listed above must have an associated method of demonstrating compliance. If there is not already a required method in place, then a method must be proposed.)

Emission Limits - 4.1.7, 4.5.1, 4.4.3, 4.4.4; 45CSR13 Permit R13-2338 4.1.7, 4.5.1, 4.4.4, 4.4.5;

Opacity Limits - NA;

Operational Limits - 4.5.5,4.5.3, 4.1.10, ; 45CSR13 Permit R13-2338 4.1.22,4.5.3, 4.5.5, ; 45CSR34,; 40CFR63 Subpart FFFF,

Are you in compliance with all applicable requirements for this emission unit? X Yes ___No

If no, complete the **Schedule of Compliance Form** as **ATTACHMENT F**.

ATTACHMENT E - Emission Unit Form

Emission Unit Description		*Emission Group 155*
Emission unit ID number: T-558	**Emission unit name:** Tank	**List any control devices associated with this emission unit:** S-203, S-42

Provide a description of the emission unit (type, method of operation, design parameters, etc.):

Tank

Manufacturer:	**Model number:**	**Serial number:**
In House	NA	NA
Construction date: 1963	**Installation date:**	**Modification date(s):**

Design Capacity (examples: furnaces - tons/hr, tanks - gallons):

<20,000

Maximum Hourly Throughput:	**Maximum Annual Throughput:**	**Maximum Operating Schedule:**
See Potential Emissions estimation method		8760

Fuel Usage Data **(fill out all applicable fields)**

Does this emission unit combust fuel? ___ Yes ___X No	**If yes, is it?** ___ Indirect Fired ___ Direct Fired
Maximum design heat input and/or maximum horsepower rating:	**Type and Btu/hr rating of burners:**

List the primary fuel type(s) and if applicable, the secondary fuel type(s). For each fuel type listed, provide the maximum hourly and annual fuel usage for each.

Describe each fuel expected to be used during the term of the permit.

Fuel Type	Max. Sulfur Content	Max. Ash Content	BTU Value

Emissions Data ***T-558***

Criteria Pollutants	Potential Emissions	
	PPH	TPY
Carbon Monoxide (CO)		
Nitrogen Oxides (NO_X)		
Lead (Pb)		
Particulate Matter ($PM_{2.5}$)		
Particulate Matter (PM_{10})		
Total Particulate Matter (TSP)		
Sulfur Dioxide (SO_2)		
Volatile Organic Compounds (VOC)		

Hazardous Air Pollutants	Potential Emissions	
	PPH	TPY

Regulated Pollutants other than Criteria and HAP	Potential Emissions	
	PPH	TPY

List the method(s) used to calculate the potential emissions (include dates of any stack tests conducted, versions of software used, source and dates of emission factors, etc.).

Emissions from this Emission Group are assigned to the major emitting process equipment. Emissions are calculated assuming 8760 hours of operation for most equipment. Emergency equipment emissions are based on 500 hours per year. Highest emitting products were chosen for each emission group, utilizing MON MACT standard batch requirements when appropriate. For tanks the highest throughput in the last three years was increased three times. This was the basis for the PTE. Emissions were calculated using ChemCAD, Essential EHS, Emission Master and/or other appropriate emission estimation models or calculation methodologies (USEPA's TANKS 4.0, WATER9, etc.). Methods take into account stack test results as appropriate.

Applicable Requirements ***T-558***

List all applicable requirements for this emission unit. For each applicable requirement, include the underlying rule/regulation citation and/or construction permit with the condition number. (*Note: Title V permit condition numbers alone are not the underlying applicable requirements*). If an emission limit is calculated based on the type of source and design capacity or if a standard is based on a design parameter, this information should also be included.

Emission Limits - 4.1.1, 4.1.20, 4.1.21, 4.1.22, ; 45CSR13 Permit R13-2338 4.1.1, ; 45CSR34, ; 40CFR63 Subpart FFFF,

Opacity Limits - NA

Operational Limits - 4.1.4, 4.1.23, 4.1.24, 4.1.25, 4.1.26, ; 45CSR13 Permit R13-2338 4.1.4,; 45CSR34 , ; 40CFR63 Subpart FFFF,

X Permit Shield

For all applicable requirements listed above, provide monitoring/testing/recordkeeping/reporting which shall be used to demonstrate compliance. If the method is based on a permit or rule, include the condition number or citation. (Note: Each requirement listed above must have an associated method of demonstrating compliance. If there is not already a required method in place, then a method must be proposed.)

Emission Limits - 4.1.7, 4.5.1, 4.4.3, 4.4.4; 45CSR13 Permit R13-2338 4.1.7, 4.5.1, 4.4.4, 4.4.5;

Opacity Limits - NA;

Operational Limits - 4.5.5,4.5.3, 4.1.10, ; 45CSR13 Permit R13-2338 4.1.22,4.5.3, 4.5.5, ; 45CSR34,; 40CFR63 Subpart FFFF,

Are you in compliance with all applicable requirements for this emission unit? X Yes ___No

If no, complete the **Schedule of Compliance Form** as **ATTACHMENT F**.

ATTACHMENT E - Emission Unit Form

Emission Unit Description		*Emission Group 155*
Emission unit ID number: T-926	**Emission unit name:** Tank	**List any control devices associated with this emission unit:** S-203, S-42

Provide a description of the emission unit (type, method of operation, design parameters, etc.):

Tank

Manufacturer:	**Model number:**	**Serial number:**
In House	NA	NA
Construction date: 1975	**Installation date:**	**Modification date(s):**

Design Capacity (examples: furnaces - tons/hr, tanks - gallons):

20000

Maximum Hourly Throughput:	**Maximum Annual Throughput:**	**Maximum Operating Schedule:**
See Potential Emissions estimation method		8760

Fuel Usage Data **(fill out all applicable fields)**

Does this emission unit combust fuel? ___ Yes ___X No	**If yes, is it?** ___ Indirect Fired ___ Direct Fired
Maximum design heat input and/or maximum horsepower rating:	**Type and Btu/hr rating of burners:**

List the primary fuel type(s) and if applicable, the secondary fuel type(s). For each fuel type listed, provide the maximum hourly and annual fuel usage for each.

Describe each fuel expected to be used during the term of the permit.

Fuel Type	Max. Sulfur Content	Max. Ash Content	BTU Value

Emissions Data	***T-926***	
Criteria Pollutants	Potential Emissions	
	PPH	TPY
Carbon Monoxide (CO)		
Nitrogen Oxides (NO_X)		
Lead (Pb)		
Particulate Matter ($PM_{2.5}$)		
Particulate Matter (PM_{10})		
Total Particulate Matter (TSP)		
Sulfur Dioxide (SO_2)		
Volatile Organic Compounds (VOC)		
Hazardous Air Pollutants	Potential Emissions	
	PPH	TPY
Regulated Pollutants other than Criteria and HAP	Potential Emissions	
	PPH	TPY

List the method(s) used to calculate the potential emissions (include dates of any stack tests conducted, versions of software used, source and dates of emission factors, etc.).

Emissions from this Emission Group are assigned to the major emitting process equipment. Emissions are calculated assuming 8760 hours of operation for most equipment. Emergency equipment emissions are based on 500 hours per year. Highest emitting products were chosen for each emission group, utilizing MON MACT standard batch requirements when appropriate. For tanks the highest throughput in the last three years was increased three times. This was the basis for the PTE. Emissions were calculated using ChemCAD, Essential EHS, Emission Master and/or other appropriate emission estimation models or calculation methodologies (USEPA's TANKS 4.0, WATER9, etc.). Methods take into account stack test results as appropriate.

Applicable Requirements ***T-926***

List all applicable requirements for this emission unit. For each applicable requirement, include the underlying rule/regulation citation and/or construction permit with the condition number. (*Note: Title V permit condition numbers alone are not the underlying applicable requirements*). If an emission limit is calculated based on the type of source and design capacity or if a standard is based on a design parameter, this information should also be included.

Emission Limits - 4.1.1, 4.1.20, 4.1.21, 4.1.22, ; 45CSR13 Permit R13-2338 4.1.1, ; 45CSR34, ; 40CFR63 Subpart FFFF,

Opacity Limits - NA

Operational Limits - 4.1.4, 4.1.23, 4.1.24, 4.1.25, 4.1.26, ; 45CSR13 Permit R13-2338 4.1.4,; 45CSR34 , ; 40CFR63 Subpart FFFF,

X Permit Shield

For all applicable requirements listed above, provide monitoring/testing/recordkeeping/reporting which shall be used to demonstrate compliance. If the method is based on a permit or rule, include the condition number or citation. (Note: Each requirement listed above must have an associated method of demonstrating compliance. If there is not already a required method in place, then a method must be proposed.)

Emission Limits - 4.1.7, 4.5.1, 4.4.3, 4.4.4; 45CSR13 Permit R13-2338 4.1.7, 4.5.1, 4.4.4, 4.4.5;

Opacity Limits - NA;

Operational Limits - 4.5.5,4.5.3, 4.1.10, ; 45CSR13 Permit R13-2338 4.1.22,4.5.3, 4.5.5, ; 45CSR34,; 40CFR63 Subpart FFFF,

Are you in compliance with all applicable requirements for this emission unit? X Yes ___No

If no, complete the **Schedule of Compliance Form** as **ATTACHMENT F**.

ATTACHMENT E - Emission Unit Form

Emission Unit Description		*Emission Group 155P1*
Emission unit ID number: T-105	**Emission unit name:** Tank	**List any control devices associated with this emission unit:** S-203, S-42

Provide a description of the emission unit (type, method of operation, design parameters, etc.):

Tank

Manufacturer:	**Model number:**	**Serial number:**
In House	NA	NA
Construction date: 1954	**Installation date:**	**Modification date(s):**

Design Capacity (examples: furnaces - tons/hr, tanks - gallons):

<20,000

Maximum Hourly Throughput:	**Maximum Annual Throughput:**	**Maximum Operating Schedule:**
See Potential Emissions estimation method		8760

Fuel Usage Data **(fill out all applicable fields)**

Does this emission unit combust fuel? ___ Yes ___X No	**If yes, is it?** ___ Indirect Fired ___ Direct Fired
Maximum design heat input and/or maximum horsepower rating:	**Type and Btu/hr rating of burners:**

List the primary fuel type(s) and if applicable, the secondary fuel type(s). For each fuel type listed, provide the maximum hourly and annual fuel usage for each.

Describe each fuel expected to be used during the term of the permit.

Fuel Type	Max. Sulfur Content	Max. Ash Content	BTU Value

Emissions Data	***T-105***	
Criteria Pollutants	Potential Emissions	
	PPH	TPY
Carbon Monoxide (CO)		
Nitrogen Oxides (NO_X)		
Lead (Pb)		
Particulate Matter ($PM_{2.5}$)		
Particulate Matter (PM_{10})		
Total Particulate Matter (TSP)		
Sulfur Dioxide (SO_2)		
Volatile Organic Compounds (VOC)		
Hazardous Air Pollutants	Potential Emissions	
	PPH	TPY
Regulated Pollutants other than Criteria and HAP	Potential Emissions	
	PPH	TPY

List the method(s) used to calculate the potential emissions (include dates of any stack tests conducted, versions of software used, source and dates of emission factors, etc.).

Emissions from this Emission Group are assigned to the major emitting process equipment. Emissions are calculated assuming 8760 hours of operation for most equipment. Emergency equipment emissions are based on 500 hours per year. Highest emitting products were chosen for each emission group, utilizing MON MACT standard batch requirements when appropriate. For tanks the highest throughput in the last three years was increased three times. This was the basis for the PTE. Emissions were calculated using ChemCAD, Essential EHS, Emission Master and/or other appropriate emission estimation models or calculation methodologies (USEPA's TANKS 4.0, WATER9, etc.). Methods take into account stack test results as appropriate.

Applicable Requirements ***T-105***

List all applicable requirements for this emission unit. For each applicable requirement, include the underlying rule/regulation citation and/or construction permit with the condition number. (*Note: Title V permit condition numbers alone are not the underlying applicable requirements*). If an emission limit is calculated based on the type of source and design capacity or if a standard is based on a design parameter, this information should also be included.

Emission Limits - 4.1.1, 4.1.20, 4.1.21, 4.1.22, ; 45CSR13 Permit R13-2338 4.1.1, ; 45CSR34, ; 40CFR63 Subpart FFFF,

Opacity Limits - NA

Operational Limits - 4.1.4, 4.1.23, 4.1.24, 4.1.25, 4.1.26, ; 45CSR13 Permit R13-2338 4.1.4,; 45CSR34 , ; 40CFR63 Subpart FFFF,

X Permit Shield

For all applicable requirements listed above, provide monitoring/testing/recordkeeping/reporting which shall be used to demonstrate compliance. If the method is based on a permit or rule, include the condition number or citation. (Note: Each requirement listed above must have an associated method of demonstrating compliance. If there is not already a required method in place, then a method must be proposed.)

Emission Limits - 4.1.7, 4.5.1, 4.4.3, 4.4.4; 45CSR13 Permit R13-2338 4.1.7, 4.5.1, 4.4.4, 4.4.5;

Opacity Limits - NA;

Operational Limits - 4.5.5,4.5.3, 4.1.10, ; 45CSR13 Permit R13-2338 4.1.22,4.5.3, 4.5.5, ; 45CSR34,; 40CFR63 Subpart FFFF,

Are you in compliance with all applicable requirements for this emission unit? X Yes ___No

If no, complete the **Schedule of Compliance Form** as **ATTACHMENT F**.

ATTACHMENT E - Emission Unit Form

Emission Unit Description		*Emission Group 155P1*
Emission unit ID number: T-106	**Emission unit name:** Tank	**List any control devices associated with this emission unit:** S-203, S-42

Provide a description of the emission unit (type, method of operation, design parameters, etc.):

Tank

Manufacturer:	**Model number:**	**Serial number:**
In House	NA	NA
Construction date: 1954	**Installation date:**	**Modification date(s):**

Design Capacity (examples: furnaces - tons/hr, tanks - gallons):

<20,000

Maximum Hourly Throughput:	**Maximum Annual Throughput:**	**Maximum Operating Schedule:**
See Potential Emissions estimation method		8760

Fuel Usage Data **(fill out all applicable fields)**

Does this emission unit combust fuel? ___ Yes ___X No	**If yes, is it?** ___ Indirect Fired ___ Direct Fired
Maximum design heat input and/or maximum horsepower rating:	**Type and Btu/hr rating of burners:**

List the primary fuel type(s) and if applicable, the secondary fuel type(s). For each fuel type listed, provide the maximum hourly and annual fuel usage for each.

Describe each fuel expected to be used during the term of the permit.

Fuel Type	Max. Sulfur Content	Max. Ash Content	BTU Value

Emissions Data ***T-106***

Criteria Pollutants	Potential Emissions	
	PPH	TPY
Carbon Monoxide (CO)		
Nitrogen Oxides (NO_X)		
Lead (Pb)		
Particulate Matter ($PM_{2.5}$)		
Particulate Matter (PM_{10})		
Total Particulate Matter (TSP)		
Sulfur Dioxide (SO_2)		
Volatile Organic Compounds (VOC)		

Hazardous Air Pollutants	Potential Emissions	
	PPH	TPY

Regulated Pollutants other than Criteria and HAP	Potential Emissions	
	PPH	TPY

List the method(s) used to calculate the potential emissions (include dates of any stack tests conducted, versions of software used, source and dates of emission factors, etc.).

Emissions from this Emission Group are assigned to the major emitting process equipment. Emissions are calculated assuming 8760 hours of operation for most equipment. Emergency equipment emissions are based on 500 hours per year. Highest emitting products were chosen for each emission group, utilizing MON MACT standard batch requirements when appropriate. For tanks the highest throughput in the last three years was increased three times. This was the basis for the PTE. Emissions were calculated using ChemCAD, Essential EHS, Emission Master and/or other appropriate emission estimation models or calculation methodologies (USEPA's TANKS 4.0, WATER9, etc.). Methods take into account stack test results as appropriate.

Applicable Requirements ***T-106***

List all applicable requirements for this emission unit. For each applicable requirement, include the underlying rule/regulation citation and/or construction permit with the condition number. (*Note: Title V permit condition numbers alone are not the underlying applicable requirements*). If an emission limit is calculated based on the type of source and design capacity or if a standard is based on a design parameter, this information should also be included.

Emission Limits - 4.1.1, 4.1.20, 4.1.21, 4.1.22, ; 45CSR13 Permit R13-2338 4.1.1, ; 45CSR34, ; 40CFR63 Subpart FFFF,

Opacity Limits - NA

Operational Limits - 4.1.4, 4.1.23, 4.1.24, 4.1.25, 4.1.26, ; 45CSR13 Permit R13-2338 4.1.4,; 45CSR34 , ; 40CFR63 Subpart FFFF,

X Permit Shield

For all applicable requirements listed above, provide monitoring/testing/recordkeeping/reporting which shall be used to demonstrate compliance. If the method is based on a permit or rule, include the condition number or citation. (Note: Each requirement listed above must have an associated method of demonstrating compliance. If there is not already a required method in place, then a method must be proposed.)

Emission Limits - 4.1.7, 4.5.1, 4.4.3, 4.4.4; 45CSR13 Permit R13-2338 4.1.7, 4.5.1, 4.4.4, 4.4.5;

Opacity Limits - NA;

Operational Limits - 4.5.5,4.5.3, 4.1.10, ; 45CSR13 Permit R13-2338 4.1.22,4.5.3, 4.5.5, ; 45CSR34,; 40CFR63 Subpart FFFF,

Are you in compliance with all applicable requirements for this emission unit? X Yes ___No

If no, complete the **Schedule of Compliance Form** as **ATTACHMENT F**.

ATTACHMENT E - Emission Unit Form

Emission Unit Description		*Emission Group 155P1*
Emission unit ID number: T-107	**Emission unit name:** Tank	**List any control devices associated with this emission unit:** S-203, S-42

Provide a description of the emission unit (type, method of operation, design parameters, etc.):

Tank

Manufacturer:	**Model number:**	**Serial number:**
In House	NA	NA
Construction date: 1954	**Installation date:**	**Modification date(s):**

Design Capacity (examples: furnaces - tons/hr, tanks - gallons):

<20,000

Maximum Hourly Throughput:	**Maximum Annual Throughput:**	**Maximum Operating Schedule:**
See Potential Emissions estimation method		8760

Fuel Usage Data **(fill out all applicable fields)**

Does this emission unit combust fuel? ___ Yes ___X No	**If yes, is it?** ___ Indirect Fired ___ Direct Fired
Maximum design heat input and/or maximum horsepower rating:	**Type and Btu/hr rating of burners:**

List the primary fuel type(s) and if applicable, the secondary fuel type(s). For each fuel type listed, provide the maximum hourly and annual fuel usage for each.

Describe each fuel expected to be used during the term of the permit.

Fuel Type	Max. Sulfur Content	Max. Ash Content	BTU Value

Emissions Data ***T-107***

Criteria Pollutants	Potential Emissions	
	PPH	TPY
Carbon Monoxide (CO)		
Nitrogen Oxides (NO_X)		
Lead (Pb)		
Particulate Matter ($PM_{2.5}$)		
Particulate Matter (PM_{10})		
Total Particulate Matter (TSP)		
Sulfur Dioxide (SO_2)		
Volatile Organic Compounds (VOC)		

Hazardous Air Pollutants	Potential Emissions	
	PPH	TPY

Regulated Pollutants other than Criteria and HAP	Potential Emissions	
	PPH	TPY

List the method(s) used to calculate the potential emissions (include dates of any stack tests conducted, versions of software used, source and dates of emission factors, etc.).

Emissions from this Emission Group are assigned to the major emitting process equipment. Emissions are calculated assuming 8760 hours of operation for most equipment. Emergency equipment emissions are based on 500 hours per year. Highest emitting products were chosen for each emission group, utilizing MON MACT standard batch requirements when appropriate. For tanks the highest throughput in the last three years was increased three times. This was the basis for the PTE. Emissions were calculated using ChemCAD, Essential EHS, Emission Master and/or other appropriate emission estimation models or calculation methodologies (USEPA's TANKS 4.0, WATER9, etc.). Methods take into account stack test results as appropriate.

Applicable Requirements ***T-107***

List all applicable requirements for this emission unit. For each applicable requirement, include the underlying rule/regulation citation and/or construction permit with the condition number. (*Note: Title V permit condition numbers alone are not the underlying applicable requirements*). If an emission limit is calculated based on the type of source and design capacity or if a standard is based on a design parameter, this information should also be included.

Emission Limits - 4.1.1, 4.1.20, 4.1.21, 4.1.22, ; 45CSR13 Permit R13-2338 4.1.1, ; 45CSR34, ; 40CFR63 Subpart FFFF,

Opacity Limits - NA

Operational Limits - 4.1.4, 4.1.23, 4.1.24, 4.1.25, 4.1.26, ; 45CSR13 Permit R13-2338 4.1.4,; 45CSR34 , ; 40CFR63 Subpart FFFF,

X Permit Shield

For all applicable requirements listed above, provide monitoring/testing/recordkeeping/reporting which shall be used to demonstrate compliance. If the method is based on a permit or rule, include the condition number or citation. (Note: Each requirement listed above must have an associated method of demonstrating compliance. If there is not already a required method in place, then a method must be proposed.)

Emission Limits - 4.1.7, 4.5.1, 4.4.3, 4.4.4; 45CSR13 Permit R13-2338 4.1.7, 4.5.1, 4.4.4, 4.4.5;

Opacity Limits - NA;

Operational Limits - 4.5.5,4.5.3, 4.1.10, ; 45CSR13 Permit R13-2338 4.1.22,4.5.3, 4.5.5, ; 45CSR34,; 40CFR63 Subpart FFFF,

Are you in compliance with all applicable requirements for this emission unit? X Yes ___No

If no, complete the **Schedule of Compliance Form** as **ATTACHMENT F**.

ATTACHMENT E - Emission Unit Form

Emission Unit Description		*Emission Group 155P1*
Emission unit ID number: T-108	**Emission unit name:** Tank	**List any control devices associated with this emission unit:** S-203, S-42

Provide a description of the emission unit (type, method of operation, design parameters, etc.):

Tank

Manufacturer:	**Model number:**	**Serial number:**
In House	NA	NA
Construction date: 1954	**Installation date:**	**Modification date(s):**

Design Capacity (examples: furnaces - tons/hr, tanks - gallons):

<20,000

Maximum Hourly Throughput:	**Maximum Annual Throughput:**	**Maximum Operating Schedule:**
See Potential Emissions estimation method		8760

Fuel Usage Data **(fill out all applicable fields)**

Does this emission unit combust fuel? ___ Yes ___X No	**If yes, is it?** ___ Indirect Fired ___ Direct Fired
Maximum design heat input and/or maximum horsepower rating:	**Type and Btu/hr rating of burners:**

List the primary fuel type(s) and if applicable, the secondary fuel type(s). For each fuel type listed, provide the maximum hourly and annual fuel usage for each.

Describe each fuel expected to be used during the term of the permit.

Fuel Type	Max. Sulfur Content	Max. Ash Content	BTU Value

Emissions Data	***T-108***	
Criteria Pollutants	Potential Emissions	
	PPH	TPY
Carbon Monoxide (CO)		
Nitrogen Oxides (NO_X)		
Lead (Pb)		
Particulate Matter ($PM_{2.5}$)		
Particulate Matter (PM_{10})		
Total Particulate Matter (TSP)		
Sulfur Dioxide (SO_2)		
Volatile Organic Compounds (VOC)		
Hazardous Air Pollutants	Potential Emissions	
	PPH	TPY
Regulated Pollutants other than Criteria and HAP	Potential Emissions	
	PPH	TPY

List the method(s) used to calculate the potential emissions (include dates of any stack tests conducted, versions of software used, source and dates of emission factors, etc.).

Emissions from this Emission Group are assigned to the major emitting process equipment. Emissions are calculated assuming 8760 hours of operation for most equipment. Emergency equipment emissions are based on 500 hours per year. Highest emitting products were chosen for each emission group, utilizing MON MACT standard batch requirements when appropriate. For tanks the highest throughput in the last three years was increased three times. This was the basis for the PTE. Emissions were calculated using ChemCAD, Essential EHS, Emission Master and/or other appropriate emission estimation models or calculation methodologies (USEPA's TANKS 4.0, WATER9, etc.). Methods take into account stack test results as appropriate.

Applicable Requirements ***T-108***

List all applicable requirements for this emission unit. For each applicable requirement, include the underlying rule/regulation citation and/or construction permit with the condition number. (*Note: Title V permit condition numbers alone are not the underlying applicable requirements*). If an emission limit is calculated based on the type of source and design capacity or if a standard is based on a design parameter, this information should also be included.

Emission Limits - 4.1.1, 4.1.20, 4.1.21, 4.1.22, ; 45CSR13 Permit R13-2338 4.1.1, ; 45CSR34, ; 40CFR63 Subpart FFFF,

Opacity Limits - NA

Operational Limits - 4.1.4, 4.1.23, 4.1.24, 4.1.25, 4.1.26, ; 45CSR13 Permit R13-2338 4.1.4,; 45CSR34 , ; 40CFR63 Subpart FFFF,

X Permit Shield

For all applicable requirements listed above, provide monitoring/testing/recordkeeping/reporting which shall be used to demonstrate compliance. If the method is based on a permit or rule, include the condition number or citation. (Note: Each requirement listed above must have an associated method of demonstrating compliance. If there is not already a required method in place, then a method must be proposed.)

Emission Limits - 4.1.7, 4.5.1, 4.4.3, 4.4.4; 45CSR13 Permit R13-2338 4.1.7, 4.5.1, 4.4.4, 4.4.5;

Opacity Limits - NA;

Operational Limits - 4.5.5,4.5.3, 4.1.10, ; 45CSR13 Permit R13-2338 4.1.22,4.5.3, 4.5.5, ; 45CSR34,; 40CFR63 Subpart FFFF,

Are you in compliance with all applicable requirements for this emission unit? X Yes ___No

If no, complete the **Schedule of Compliance Form** as **ATTACHMENT F**.

ATTACHMENT E - Emission Unit Form

Emission Unit Description		*Emission Group 155P1*
Emission unit ID number: T-927	**Emission unit name:** Tank	**List any control devices associated with this emission unit:** S-203, S-42

Provide a description of the emission unit (type, method of operation, design parameters, etc.):

Tank

Manufacturer:	**Model number:**	**Serial number:**
In House	NA	NA
Construction date: 1975	**Installation date:**	**Modification date(s):**

Design Capacity (examples: furnaces - tons/hr, tanks - gallons):

20000

Maximum Hourly Throughput:	**Maximum Annual Throughput:**	**Maximum Operating Schedule:**
See Potential Emissions estimation method		8760

Fuel Usage Data **(fill out all applicable fields)**

Does this emission unit combust fuel? ___ Yes ___X No	**If yes, is it?** ___ Indirect Fired ___ Direct Fired
Maximum design heat input and/or maximum horsepower rating:	**Type and Btu/hr rating of burners:**

List the primary fuel type(s) and if applicable, the secondary fuel type(s). For each fuel type listed, provide the maximum hourly and annual fuel usage for each.

Describe each fuel expected to be used during the term of the permit.

Fuel Type	Max. Sulfur Content	Max. Ash Content	BTU Value

Emissions Data	***T-927***	
Criteria Pollutants	Potential Emissions	
	PPH	TPY
Carbon Monoxide (CO)		
Nitrogen Oxides (NO_X)		
Lead (Pb)		
Particulate Matter ($PM_{2.5}$)		
Particulate Matter (PM_{10})		
Total Particulate Matter (TSP)		
Sulfur Dioxide (SO_2)		
Volatile Organic Compounds (VOC)		
Hazardous Air Pollutants	Potential Emissions	
	PPH	TPY
Regulated Pollutants other than Criteria and HAP	Potential Emissions	
	PPH	TPY

List the method(s) used to calculate the potential emissions (include dates of any stack tests conducted, versions of software used, source and dates of emission factors, etc.).

Emissions from this Emission Group are assigned to the major emitting process equipment. Emissions are calculated assuming 8760 hours of operation for most equipment. Emergency equipment emissions are based on 500 hours per year. Highest emitting products were chosen for each emission group, utilizing MON MACT standard batch requirements when appropriate. For tanks the highest throughput in the last three years was increased three times. This was the basis for the PTE. Emissions were calculated using ChemCAD, Essential EHS, Emission Master and/or other appropriate emission estimation models or calculation methodologies (USEPA's TANKS 4.0, WATER9, etc.). Methods take into account stack test results as appropriate.

Applicable Requirements ***T-927***

List all applicable requirements for this emission unit. For each applicable requirement, include the underlying rule/regulation citation and/or construction permit with the condition number. (*Note: Title V permit condition numbers alone are not the underlying applicable requirements*). If an emission limit is calculated based on the type of source and design capacity or if a standard is based on a design parameter, this information should also be included.

Emission Limits - 4.1.1, 4.1.20, 4.1.21, 4.1.22, ; 45CSR13 Permit R13-2338 4.1.1, ; 45CSR34, ; 40CFR63 Subpart FFFF,

Opacity Limits - NA

Operational Limits - 4.1.4, 4.1.23, 4.1.24, 4.1.25, 4.1.26, ; 45CSR13 Permit R13-2338 4.1.4,; 45CSR34 , ; 40CFR63 Subpart FFFF,

X Permit Shield

For all applicable requirements listed above, provide monitoring/testing/recordkeeping/reporting which shall be used to demonstrate compliance. If the method is based on a permit or rule, include the condition number or citation. (Note: Each requirement listed above must have an associated method of demonstrating compliance. If there is not already a required method in place, then a method must be proposed.)

Emission Limits - 4.1.7, 4.5.1, 4.4.3, 4.4.4; 45CSR13 Permit R13-2338 4.1.7, 4.5.1, 4.4.4, 4.4.5;

Opacity Limits - NA;

Operational Limits - 4.5.5,4.5.3, 4.1.10, ; 45CSR13 Permit R13-2338 4.1.22,4.5.3, 4.5.5, ; 45CSR34,; 40CFR63 Subpart FFFF,

Are you in compliance with all applicable requirements for this emission unit? X Yes ___No

If no, complete the **Schedule of Compliance Form** as **ATTACHMENT F**.

ATTACHMENT E - Emission Unit Form

Emission Unit Description		*Emission Group 156*
Emission unit ID number: T-136	**Emission unit name:** Tank	**List any control devices associated with this emission unit:** S-196 or S-197

Provide a description of the emission unit (type, method of operation, design parameters, etc.):

Tank

Manufacturer:	**Model number:**	**Serial number:**
In House	NA	NA
Construction date: 1993	**Installation date:**	**Modification date(s):**

Design Capacity (examples: furnaces - tons/hr, tanks - gallons):

<20,000

Maximum Hourly Throughput:	**Maximum Annual Throughput:**	**Maximum Operating Schedule:**
See Potential Emissions estimation method		8760

Fuel Usage Data **(fill out all applicable fields)**

Does this emission unit combust fuel? ___ Yes ___X No	**If yes, is it?** ___ Indirect Fired ___ Direct Fired
Maximum design heat input and/or maximum horsepower rating:	**Type and Btu/hr rating of burners:**

List the primary fuel type(s) and if applicable, the secondary fuel type(s). For each fuel type listed, provide the maximum hourly and annual fuel usage for each.

Describe each fuel expected to be used during the term of the permit.

Fuel Type	Max. Sulfur Content	Max. Ash Content	BTU Value

Emissions Data	***T-136***	
Criteria Pollutants	Potential Emissions	
	PPH	TPY
Carbon Monoxide (CO)		
Nitrogen Oxides (NO_X)		
Lead (Pb)		
Particulate Matter ($PM_{2.5}$)		
Particulate Matter (PM_{10})		
Total Particulate Matter (TSP)		
Sulfur Dioxide (SO_2)		
Volatile Organic Compounds (VOC)		
Hazardous Air Pollutants	Potential Emissions	
	PPH	TPY
Regulated Pollutants other than Criteria and HAP	Potential Emissions	
	PPH	TPY

List the method(s) used to calculate the potential emissions (include dates of any stack tests conducted, versions of software used, source and dates of emission factors, etc.).

Emissions from this Emission Group are assigned to the major emitting process equipment. Emissions are calculated assuming 8760 hours of operation for most equipment. Emergency equipment emissions are based on 500 hours per year. Highest emitting products were chosen for each emission group, utilizing MON MACT standard batch requirements when appropriate. For tanks the highest throughput in the last three years was increased three times. This was the basis for the PTE. Emissions were calculated using ChemCAD, Essential EHS, Emission Master and/or other appropriate emission estimation models or calculation methodologies (USEPA's TANKS 4.0, WATER9, etc.). Methods take into account stack test results as appropriate.

Applicable Requirements ***T-136***

List all applicable requirements for this emission unit. For each applicable requirement, include the underlying rule/regulation citation and/or construction permit with the condition number. (*Note: Title V permit condition numbers alone are not the underlying applicable requirements*). If an emission limit is calculated based on the type of source and design capacity or if a standard is based on a design parameter, this information should also be included.

Emission Limits - 4.1.1, 4.1.20, 4.1.21, 4.1.22, ; 45CSR13 Permit R13-2338 4.1.1, ; 45CSR34, ; 40CFR63 Subpart FFFF,

Opacity Limits - NA

Operational Limits - 4.1.4, 4.1.23, 4.1.24, 4.1.25, 4.1.26, ; 45CSR13 Permit R13-2338 4.1.4,; 45CSR34 , ; 40CFR63 Subpart FFFF,

X Permit Shield

For all applicable requirements listed above, provide monitoring/testing/recordkeeping/reporting which shall be used to demonstrate compliance. If the method is based on a permit or rule, include the condition number or citation. (Note: Each requirement listed above must have an associated method of demonstrating compliance. If there is not already a required method in place, then a method must be proposed.)

Emission Limits - 4.1.7, 4.5.1, 4.4.3, 4.4.4; 45CSR13 Permit R13-2338 4.1.7, 4.5.1, 4.4.4, 4.4.5;

Opacity Limits - NA;

Operational Limits - 4.5.5,4.5.3, 4.1.10, ; 45CSR13 Permit R13-2338 4.1.22,4.5.3, 4.5.5, ; 45CSR34,; 40CFR63 Subpart FFFF,

Are you in compliance with all applicable requirements for this emission unit? X Yes ___No

If no, complete the **Schedule of Compliance Form** as **ATTACHMENT F**.

ATTACHMENT E - Emission Unit Form

Emission Unit Description		*Emission Group 156*
Emission unit ID number: T-142	**Emission unit name:** Tank	**List any control devices associated with this emission unit:** S-203, S-42

Provide a description of the emission unit (type, method of operation, design parameters, etc.):

Tank

Manufacturer:	**Model number:**	**Serial number:**
In House	NA	NA
Construction date: 1954	**Installation date:**	**Modification date(s):**

Design Capacity (examples: furnaces - tons/hr, tanks - gallons):

<20,000

Maximum Hourly Throughput:	**Maximum Annual Throughput:**	**Maximum Operating Schedule:**
See Potential Emissions estimation method		8760

Fuel Usage Data **(fill out all applicable fields)**

Does this emission unit combust fuel? ___ Yes ___X No	**If yes, is it?** ___ Indirect Fired ___ Direct Fired
Maximum design heat input and/or maximum horsepower rating:	**Type and Btu/hr rating of burners:**

List the primary fuel type(s) and if applicable, the secondary fuel type(s). For each fuel type listed, provide the maximum hourly and annual fuel usage for each.

Describe each fuel expected to be used during the term of the permit.

Fuel Type	Max. Sulfur Content	Max. Ash Content	BTU Value

Emissions Data ***T-142***

Criteria Pollutants	Potential Emissions	
	PPH	TPY
Carbon Monoxide (CO)		
Nitrogen Oxides (NO_X)		
Lead (Pb)		
Particulate Matter ($PM_{2.5}$)		
Particulate Matter (PM_{10})		
Total Particulate Matter (TSP)		
Sulfur Dioxide (SO_2)		
Volatile Organic Compounds (VOC)		

Hazardous Air Pollutants	Potential Emissions	
	PPH	TPY

Regulated Pollutants other than Criteria and HAP	Potential Emissions	
	PPH	TPY

List the method(s) used to calculate the potential emissions (include dates of any stack tests conducted, versions of software used, source and dates of emission factors, etc.).

Emissions from this Emission Group are assigned to the major emitting process equipment. Emissions are calculated assuming 8760 hours of operation for most equipment. Emergency equipment emissions are based on 500 hours per year. Highest emitting products were chosen for each emission group, utilizing MON MACT standard batch requirements when appropriate. For tanks the highest throughput in the last three years was increased three times. This was the basis for the PTE. Emissions were calculated using ChemCAD, Essential EHS, Emission Master and/or other appropriate emission estimation models or calculation methodologies (USEPA's TANKS 4.0, WATER9, etc.). Methods take into account stack test results as appropriate.

Applicable Requirements ***T-142***

List all applicable requirements for this emission unit. For each applicable requirement, include the underlying rule/regulation citation and/or construction permit with the condition number. (*Note: Title V permit condition numbers alone are not the underlying applicable requirements*). If an emission limit is calculated based on the type of source and design capacity or if a standard is based on a design parameter, this information should also be included.

Emission Limits - 4.1.1, 4.1.20, 4.1.21, 4.1.22, ; 45CSR13 Permit R13-2338 4.1.1, ; 45CSR34, ; 40CFR63 Subpart FFFF,

Opacity Limits - NA

Operational Limits - 4.1.4, 4.1.23, 4.1.24, 4.1.25, 4.1.26, ; 45CSR13 Permit R13-2338 4.1.4,; 45CSR34 , ; 40CFR63 Subpart FFFF,

X Permit Shield

For all applicable requirements listed above, provide monitoring/testing/recordkeeping/reporting which shall be used to demonstrate compliance. If the method is based on a permit or rule, include the condition number or citation. (Note: Each requirement listed above must have an associated method of demonstrating compliance. If there is not already a required method in place, then a method must be proposed.)

Emission Limits - 4.1.7, 4.5.1, 4.4.3, 4.4.4; 45CSR13 Permit R13-2338 4.1.7, 4.5.1, 4.4.4, 4.4.5;

Opacity Limits - NA;

Operational Limits - 4.5.5,4.5.3, 4.1.10, ; 45CSR13 Permit R13-2338 4.1.22,4.5.3, 4.5.5, ; 45CSR34,; 40CFR63 Subpart FFFF,

Are you in compliance with all applicable requirements for this emission unit? X Yes ___No

If no, complete the **Schedule of Compliance Form** as **ATTACHMENT F**.

ATTACHMENT E - Emission Unit Form

Emission Unit Description		*Emission Group 156*
Emission unit ID number: T-143	**Emission unit name:** Tank	**List any control devices associated with this emission unit:** S-203, S-42

Provide a description of the emission unit (type, method of operation, design parameters, etc.):

Tank

Manufacturer:	**Model number:**	**Serial number:**
In House	NA	NA
Construction date: 1954	**Installation date:**	**Modification date(s):**

Design Capacity (examples: furnaces - tons/hr, tanks - gallons):

<20,000

Maximum Hourly Throughput:	**Maximum Annual Throughput:**	**Maximum Operating Schedule:**
See Potential Emissions estimation method		8760

Fuel Usage Data **(fill out all applicable fields)**

Does this emission unit combust fuel? ___ Yes ___X No	**If yes, is it?** ___ Indirect Fired ___ Direct Fired
Maximum design heat input and/or maximum horsepower rating:	**Type and Btu/hr rating of burners:**

List the primary fuel type(s) and if applicable, the secondary fuel type(s). For each fuel type listed, provide the maximum hourly and annual fuel usage for each.

Describe each fuel expected to be used during the term of the permit.

Fuel Type	Max. Sulfur Content	Max. Ash Content	BTU Value

Emissions Data ***T-143***

Criteria Pollutants	Potential Emissions	
	PPH	TPY
Carbon Monoxide (CO)		
Nitrogen Oxides (NO_X)		
Lead (Pb)		
Particulate Matter ($PM_{2.5}$)		
Particulate Matter (PM_{10})		
Total Particulate Matter (TSP)		
Sulfur Dioxide (SO_2)		
Volatile Organic Compounds (VOC)		

Hazardous Air Pollutants	Potential Emissions	
	PPH	TPY

Regulated Pollutants other than Criteria and HAP	Potential Emissions	
	PPH	TPY

List the method(s) used to calculate the potential emissions (include dates of any stack tests conducted, versions of software used, source and dates of emission factors, etc.).

Emissions from this Emission Group are assigned to the major emitting process equipment. Emissions are calculated assuming 8760 hours of operation for most equipment. Emergency equipment emissions are based on 500 hours per year. Highest emitting products were chosen for each emission group, utilizing MON MACT standard batch requirements when appropriate. For tanks the highest throughput in the last three years was increased three times. This was the basis for the PTE. Emissions were calculated using ChemCAD, Essential EHS, Emission Master and/or other appropriate emission estimation models or calculation methodologies (USEPA's TANKS 4.0, WATER9, etc.). Methods take into account stack test results as appropriate.

Applicable Requirements ***T-143***

List all applicable requirements for this emission unit. For each applicable requirement, include the underlying rule/regulation citation and/or construction permit with the condition number. (*Note: Title V permit condition numbers alone are not the underlying applicable requirements*). If an emission limit is calculated based on the type of source and design capacity or if a standard is based on a design parameter, this information should also be included.

Emission Limits - 4.1.1, 4.1.20, 4.1.21, 4.1.22, ; 45CSR13 Permit R13-2338 4.1.1, ; 45CSR34, ; 40CFR63 Subpart FFFF,

Opacity Limits - NA

Operational Limits - 4.1.4, 4.1.23, 4.1.24, 4.1.25, 4.1.26, ; 45CSR13 Permit R13-2338 4.1.4,; 45CSR34 , ; 40CFR63 Subpart FFFF,

X Permit Shield

For all applicable requirements listed above, provide monitoring/testing/recordkeeping/reporting which shall be used to demonstrate compliance. If the method is based on a permit or rule, include the condition number or citation. (Note: Each requirement listed above must have an associated method of demonstrating compliance. If there is not already a required method in place, then a method must be proposed.)

Emission Limits - 4.1.7, 4.5.1, 4.4.3, 4.4.4; 45CSR13 Permit R13-2338 4.1.7, 4.5.1, 4.4.4, 4.4.5;

Opacity Limits - NA;

Operational Limits - 4.5.5,4.5.3, 4.1.10, ; 45CSR13 Permit R13-2338 4.1.22,4.5.3, 4.5.5, ; 45CSR34,; 40CFR63 Subpart FFFF,

Are you in compliance with all applicable requirements for this emission unit? X Yes ___No

If no, complete the **Schedule of Compliance Form** as **ATTACHMENT F**.

ATTACHMENT E - Emission Unit Form

Emission Unit Description		*Emission Group 156*
Emission unit ID number: T-144	**Emission unit name:** Tank	**List any control devices associated with this emission unit:** S-203, S-42

Provide a description of the emission unit (type, method of operation, design parameters, etc.):

Tank

Manufacturer:	**Model number:**	**Serial number:**
In House	NA	NA
Construction date: 1954	**Installation date:**	**Modification date(s):**

Design Capacity (examples: furnaces - tons/hr, tanks - gallons):

<20,000

Maximum Hourly Throughput:	**Maximum Annual Throughput:**	**Maximum Operating Schedule:**
See Potential Emissions estimation method		8760

Fuel Usage Data **(fill out all applicable fields)**

Does this emission unit combust fuel? ___ Yes ___X No	**If yes, is it?** ___ Indirect Fired ___ Direct Fired
Maximum design heat input and/or maximum horsepower rating:	**Type and Btu/hr rating of burners:**

List the primary fuel type(s) and if applicable, the secondary fuel type(s). For each fuel type listed, provide the maximum hourly and annual fuel usage for each.

Describe each fuel expected to be used during the term of the permit.

Fuel Type	Max. Sulfur Content	Max. Ash Content	BTU Value

Emissions Data	***T-144***	
Criteria Pollutants	Potential Emissions	
	PPH	TPY
Carbon Monoxide (CO)		
Nitrogen Oxides (NO_X)		
Lead (Pb)		
Particulate Matter ($PM_{2.5}$)		
Particulate Matter (PM_{10})		
Total Particulate Matter (TSP)		
Sulfur Dioxide (SO_2)		
Volatile Organic Compounds (VOC)		
Hazardous Air Pollutants	Potential Emissions	
	PPH	TPY
Regulated Pollutants other than Criteria and HAP	Potential Emissions	
	PPH	TPY

List the method(s) used to calculate the potential emissions (include dates of any stack tests conducted, versions of software used, source and dates of emission factors, etc.).

Emissions from this Emission Group are assigned to the major emitting process equipment. Emissions are calculated assuming 8760 hours of operation for most equipment. Emergency equipment emissions are based on 500 hours per year. Highest emitting products were chosen for each emission group, utilizing MON MACT standard batch requirements when appropriate. For tanks the highest throughput in the last three years was increased three times. This was the basis for the PTE. Emissions were calculated using ChemCAD, Essential EHS, Emission Master and/or other appropriate emission estimation models or calculation methodologies (USEPA's TANKS 4.0, WATER9, etc.). Methods take into account stack test results as appropriate.

Applicable Requirements ***T-144***

List all applicable requirements for this emission unit. For each applicable requirement, include the underlying rule/regulation citation and/or construction permit with the condition number. (*Note: Title V permit condition numbers alone are not the underlying applicable requirements*). If an emission limit is calculated based on the type of source and design capacity or if a standard is based on a design parameter, this information should also be included.

Emission Limits - 4.1.1, 4.1.20, 4.1.21, 4.1.22, ; 45CSR13 Permit R13-2338 4.1.1, ; 45CSR34, ; 40CFR63 Subpart FFFF,

Opacity Limits - NA

Operational Limits - 4.1.4, 4.1.23, 4.1.24, 4.1.25, 4.1.26, ; 45CSR13 Permit R13-2338 4.1.4,; 45CSR34 , ; 40CFR63 Subpart FFFF,

X Permit Shield

For all applicable requirements listed above, provide monitoring/testing/recordkeeping/reporting which shall be used to demonstrate compliance. If the method is based on a permit or rule, include the condition number or citation. (Note: Each requirement listed above must have an associated method of demonstrating compliance. If there is not already a required method in place, then a method must be proposed.)

Emission Limits - 4.1.7, 4.5.1, 4.4.3, 4.4.4; 45CSR13 Permit R13-2338 4.1.7, 4.5.1, 4.4.4, 4.4.5;

Opacity Limits - NA;

Operational Limits - 4.5.5,4.5.3, 4.1.10, ; 45CSR13 Permit R13-2338 4.1.22,4.5.3, 4.5.5, ; 45CSR34,; 40CFR63 Subpart FFFF,

Are you in compliance with all applicable requirements for this emission unit? X Yes ___No

If no, complete the **Schedule of Compliance Form** as **ATTACHMENT F**.

ATTACHMENT E - Emission Unit Form

Emission Unit Description		*Emission Group 156*
Emission unit ID number: T-159	**Emission unit name:** Tank	**List any control devices associated with this emission unit:** S-203, S-42

Provide a description of the emission unit (type, method of operation, design parameters, etc.):

Tank

Manufacturer:	**Model number:**	**Serial number:**
In House	NA	NA
Construction date: 1992	**Installation date:**	**Modification date(s):**

Design Capacity (examples: furnaces - tons/hr, tanks - gallons):

<20,000

Maximum Hourly Throughput:	**Maximum Annual Throughput:**	**Maximum Operating Schedule:**
See Potential Emissions estimation method		8760

Fuel Usage Data **(fill out all applicable fields)**

Does this emission unit combust fuel? ___ Yes ___X No	**If yes, is it?** ___ Indirect Fired ___ Direct Fired
Maximum design heat input and/or maximum horsepower rating:	**Type and Btu/hr rating of burners:**

List the primary fuel type(s) and if applicable, the secondary fuel type(s). For each fuel type listed, provide the maximum hourly and annual fuel usage for each.

Describe each fuel expected to be used during the term of the permit.

Fuel Type	Max. Sulfur Content	Max. Ash Content	BTU Value

Emissions Data ***T-159***

Criteria Pollutants	Potential Emissions	
	PPH	TPY
Carbon Monoxide (CO)		
Nitrogen Oxides (NO_X)		
Lead (Pb)		
Particulate Matter ($PM_{2.5}$)		
Particulate Matter (PM_{10})		
Total Particulate Matter (TSP)		
Sulfur Dioxide (SO_2)		
Volatile Organic Compounds (VOC)		

Hazardous Air Pollutants	Potential Emissions	
	PPH	TPY

Regulated Pollutants other than Criteria and HAP	Potential Emissions	
	PPH	TPY

List the method(s) used to calculate the potential emissions (include dates of any stack tests conducted, versions of software used, source and dates of emission factors, etc.).

Emissions from this Emission Group are assigned to the major emitting process equipment. Emissions are calculated assuming 8760 hours of operation for most equipment. Emergency equipment emissions are based on 500 hours per year. Highest emitting products were chosen for each emission group, utilizing MON MACT standard batch requirements when appropriate. For tanks the highest throughput in the last three years was increased three times. This was the basis for the PTE. Emissions were calculated using ChemCAD, Essential EHS, Emission Master and/or other appropriate emission estimation models or calculation methodologies (USEPA's TANKS 4.0, WATER9, etc.). Methods take into account stack test results as appropriate.

Applicable Requirements ***T-159***

List all applicable requirements for this emission unit. For each applicable requirement, include the underlying rule/regulation citation and/or construction permit with the condition number. (*Note: Title V permit condition numbers alone are not the underlying applicable requirements*). If an emission limit is calculated based on the type of source and design capacity or if a standard is based on a design parameter, this information should also be included.

Emission Limits - 4.1.1, 4.1.20, 4.1.21, 4.1.22, ; 45CSR13 Permit R13-2338 4.1.1, ; 45CSR34, ; 40CFR63 Subpart FFFF,

Opacity Limits - NA

Operational Limits - 4.1.4, 4.1.23, 4.1.24, 4.1.25, 4.1.26, ; 45CSR13 Permit R13-2338 4.1.4,; 45CSR34 , ; 40CFR63 Subpart FFFF,

X Permit Shield

For all applicable requirements listed above, provide monitoring/testing/recordkeeping/reporting which shall be used to demonstrate compliance. If the method is based on a permit or rule, include the condition number or citation. (Note: Each requirement listed above must have an associated method of demonstrating compliance. If there is not already a required method in place, then a method must be proposed.)

Emission Limits - 4.1.7, 4.5.1, 4.4.3, 4.4.4; 45CSR13 Permit R13-2338 4.1.7, 4.5.1, 4.4.4, 4.4.5;

Opacity Limits - NA;

Operational Limits - 4.5.5,4.5.3, 4.1.10, ; 45CSR13 Permit R13-2338 4.1.22,4.5.3, 4.5.5, ; 45CSR34,; 40CFR63 Subpart FFFF,

Are you in compliance with all applicable requirements for this emission unit? X Yes ___No

If no, complete the **Schedule of Compliance Form** as **ATTACHMENT F**.

ATTACHMENT E - Emission Unit Form

Emission Unit Description		*Emission Group 156*
Emission unit ID number: T-161	**Emission unit name:** Tank	**List any control devices associated with this emission unit:** S-203, S-42

Provide a description of the emission unit (type, method of operation, design parameters, etc.):

Tank

Manufacturer:	**Model number:**	**Serial number:**
In House	NA	NA
Construction date: 1992	**Installation date:**	**Modification date(s):**

Design Capacity (examples: furnaces - tons/hr, tanks - gallons):

<20,000

Maximum Hourly Throughput:	**Maximum Annual Throughput:**	**Maximum Operating Schedule:**
See Potential Emissions estimation method		8760

Fuel Usage Data **(fill out all applicable fields)**

Does this emission unit combust fuel? ___ Yes ___X No	**If yes, is it?** ___ Indirect Fired ___ Direct Fired
Maximum design heat input and/or maximum horsepower rating:	**Type and Btu/hr rating of burners:**

List the primary fuel type(s) and if applicable, the secondary fuel type(s). For each fuel type listed, provide the maximum hourly and annual fuel usage for each.

Describe each fuel expected to be used during the term of the permit.

Fuel Type	Max. Sulfur Content	Max. Ash Content	BTU Value

Emissions Data	***T-161***	
Criteria Pollutants	Potential Emissions	
	PPH	TPY
Carbon Monoxide (CO)		
Nitrogen Oxides (NO_X)		
Lead (Pb)		
Particulate Matter ($PM_{2.5}$)		
Particulate Matter (PM_{10})		
Total Particulate Matter (TSP)		
Sulfur Dioxide (SO_2)		
Volatile Organic Compounds (VOC)		
Hazardous Air Pollutants	Potential Emissions	
	PPH	TPY
Regulated Pollutants other than Criteria and HAP	Potential Emissions	
	PPH	TPY

List the method(s) used to calculate the potential emissions (include dates of any stack tests conducted, versions of software used, source and dates of emission factors, etc.).

Emissions from this Emission Group are assigned to the major emitting process equipment. Emissions are calculated assuming 8760 hours of operation for most equipment. Emergency equipment emissions are based on 500 hours per year. Highest emitting products were chosen for each emission group, utilizing MON MACT standard batch requirements when appropriate. For tanks the highest throughput in the last three years was increased three times. This was the basis for the PTE. Emissions were calculated using ChemCAD, Essential EHS, Emission Master and/or other appropriate emission estimation models or calculation methodologies (USEPA's TANKS 4.0, WATER9, etc.). Methods take into account stack test results as appropriate.

Applicable Requirements ***T-161***

List all applicable requirements for this emission unit. For each applicable requirement, include the underlying rule/regulation citation and/or construction permit with the condition number. (*Note: Title V permit condition numbers alone are not the underlying applicable requirements*). If an emission limit is calculated based on the type of source and design capacity or if a standard is based on a design parameter, this information should also be included.

Emission Limits - 4.1.1, 4.1.20, 4.1.21, 4.1.22, ; 45CSR13 Permit R13-2338 4.1.1, ; 45CSR34, ; 40CFR63 Subpart FFFF,

Opacity Limits - NA

Operational Limits - 4.1.4, 4.1.23, 4.1.24, 4.1.25, 4.1.26, ; 45CSR13 Permit R13-2338 4.1.4,; 45CSR34 , ; 40CFR63 Subpart FFFF,

X Permit Shield

For all applicable requirements listed above, provide monitoring/testing/recordkeeping/reporting which shall be used to demonstrate compliance. If the method is based on a permit or rule, include the condition number or citation. (Note: Each requirement listed above must have an associated method of demonstrating compliance. If there is not already a required method in place, then a method must be proposed.)

Emission Limits - 4.1.7, 4.5.1, 4.4.3, 4.4.4; 45CSR13 Permit R13-2338 4.1.7, 4.5.1, 4.4.4, 4.4.5;

Opacity Limits - NA;

Operational Limits - 4.5.5,4.5.3, 4.1.10, ; 45CSR13 Permit R13-2338 4.1.22,4.5.3, 4.5.5, ; 45CSR34,; 40CFR63 Subpart FFFF,

Are you in compliance with all applicable requirements for this emission unit? X Yes ___No

If no, complete the **Schedule of Compliance Form** as **ATTACHMENT F**.

ATTACHMENT E - Emission Unit Form

Emission Unit Description		*Emission Group 156*
Emission unit ID number: T-162	**Emission unit name:** Tank	**List any control devices associated with this emission unit:** S-203, S-42

Provide a description of the emission unit (type, method of operation, design parameters, etc.):

Tank

Manufacturer:	**Model number:**	**Serial number:**
In House	NA	NA
Construction date: 1992	**Installation date:**	**Modification date(s):**

Design Capacity (examples: furnaces - tons/hr, tanks - gallons):

<20,000

Maximum Hourly Throughput:	**Maximum Annual Throughput:**	**Maximum Operating Schedule:**
See Potential Emissions estimation method		8760

Fuel Usage Data **(fill out all applicable fields)**

Does this emission unit combust fuel? ___ Yes ___X No	**If yes, is it?** ___ Indirect Fired ___ Direct Fired
Maximum design heat input and/or maximum horsepower rating:	**Type and Btu/hr rating of burners:**

List the primary fuel type(s) and if applicable, the secondary fuel type(s). For each fuel type listed, provide the maximum hourly and annual fuel usage for each.

Describe each fuel expected to be used during the term of the permit.

Fuel Type	Max. Sulfur Content	Max. Ash Content	BTU Value

Emissions Data	***T-162***	
Criteria Pollutants	Potential Emissions	
	PPH	TPY
Carbon Monoxide (CO)		
Nitrogen Oxides (NO_X)		
Lead (Pb)		
Particulate Matter ($PM_{2.5}$)		
Particulate Matter (PM_{10})		
Total Particulate Matter (TSP)		
Sulfur Dioxide (SO_2)		
Volatile Organic Compounds (VOC)		
Hazardous Air Pollutants	Potential Emissions	
	PPH	TPY
Regulated Pollutants other than Criteria and HAP	Potential Emissions	
	PPH	TPY

List the method(s) used to calculate the potential emissions (include dates of any stack tests conducted, versions of software used, source and dates of emission factors, etc.).

Emissions from this Emission Group are assigned to the major emitting process equipment. Emissions are calculated assuming 8760 hours of operation for most equipment. Emergency equipment emissions are based on 500 hours per year. Highest emitting products were chosen for each emission group, utilizing MON MACT standard batch requirements when appropriate. For tanks the highest throughput in the last three years was increased three times. This was the basis for the PTE. Emissions were calculated using ChemCAD, Essential EHS, Emission Master and/or other appropriate emission estimation models or calculation methodologies (USEPA's TANKS 4.0, WATER9, etc.). Methods take into account stack test results as appropriate.

Applicable Requirements ***T-162***

List all applicable requirements for this emission unit. For each applicable requirement, include the underlying rule/regulation citation and/or construction permit with the condition number. (*Note: Title V permit condition numbers alone are not the underlying applicable requirements*). If an emission limit is calculated based on the type of source and design capacity or if a standard is based on a design parameter, this information should also be included.

Emission Limits - 4.1.1, 4.1.20, 4.1.21, 4.1.22, ; 45CSR13 Permit R13-2338 4.1.1, ; 45CSR34, ; 40CFR63 Subpart FFFF,

Opacity Limits - NA

Operational Limits - 4.1.4, 4.1.23, 4.1.24, 4.1.25, 4.1.26, ; 45CSR13 Permit R13-2338 4.1.4,; 45CSR34 , ; 40CFR63 Subpart FFFF,

X Permit Shield

For all applicable requirements listed above, provide monitoring/testing/recordkeeping/reporting which shall be used to demonstrate compliance. If the method is based on a permit or rule, include the condition number or citation. (Note: Each requirement listed above must have an associated method of demonstrating compliance. If there is not already a required method in place, then a method must be proposed.)

Emission Limits - 4.1.7, 4.5.1, 4.4.3, 4.4.4; 45CSR13 Permit R13-2338 4.1.7, 4.5.1, 4.4.4, 4.4.5;

Opacity Limits - NA;

Operational Limits - 4.5.5,4.5.3, 4.1.10, ; 45CSR13 Permit R13-2338 4.1.22,4.5.3, 4.5.5, ; 45CSR34,; 40CFR63 Subpart FFFF,

Are you in compliance with all applicable requirements for this emission unit? X Yes ___No

If no, complete the **Schedule of Compliance Form** as **ATTACHMENT F**.

ATTACHMENT E - Emission Unit Form

Emission Unit Description		*Emission Group 156*
Emission unit ID number: T-163	**Emission unit name:** Tank	**List any control devices associated with this emission unit:** S-203, S-42

Provide a description of the emission unit (type, method of operation, design parameters, etc.):

Tank

Manufacturer:	**Model number:**	**Serial number:**
In House	NA	NA
Construction date: 1992	**Installation date:**	**Modification date(s):**

Design Capacity (examples: furnaces - tons/hr, tanks - gallons):

<20,000

Maximum Hourly Throughput:	**Maximum Annual Throughput:**	**Maximum Operating Schedule:**
See Potential Emissions estimation method		8760

Fuel Usage Data **(fill out all applicable fields)**

Does this emission unit combust fuel? ___ Yes ___X No	**If yes, is it?** ___ Indirect Fired ___ Direct Fired
Maximum design heat input and/or maximum horsepower rating:	**Type and Btu/hr rating of burners:**

List the primary fuel type(s) and if applicable, the secondary fuel type(s). For each fuel type listed, provide the maximum hourly and annual fuel usage for each.

Describe each fuel expected to be used during the term of the permit.

Fuel Type	Max. Sulfur Content	Max. Ash Content	BTU Value

Emissions Data	***T-163***	
Criteria Pollutants	Potential Emissions	
	PPH	TPY
Carbon Monoxide (CO)		
Nitrogen Oxides (NO_X)		
Lead (Pb)		
Particulate Matter ($PM_{2.5}$)		
Particulate Matter (PM_{10})		
Total Particulate Matter (TSP)		
Sulfur Dioxide (SO_2)		
Volatile Organic Compounds (VOC)		
Hazardous Air Pollutants	Potential Emissions	
	PPH	TPY
Regulated Pollutants other than Criteria and HAP	Potential Emissions	
	PPH	TPY

List the method(s) used to calculate the potential emissions (include dates of any stack tests conducted, versions of software used, source and dates of emission factors, etc.).

Emissions from this Emission Group are assigned to the major emitting process equipment. Emissions are calculated assuming 8760 hours of operation for most equipment. Emergency equipment emissions are based on 500 hours per year. Highest emitting products were chosen for each emission group, utilizing MON MACT standard batch requirements when appropriate. For tanks the highest throughput in the last three years was increased three times. This was the basis for the PTE. Emissions were calculated using ChemCAD, Essential EHS, Emission Master and/or other appropriate emission estimation models or calculation methodologies (USEPA's TANKS 4.0, WATER9, etc.). Methods take into account stack test results as appropriate.

Applicable Requirements ***T-163***

List all applicable requirements for this emission unit. For each applicable requirement, include the underlying rule/regulation citation and/or construction permit with the condition number. (*Note: Title V permit condition numbers alone are not the underlying applicable requirements*). If an emission limit is calculated based on the type of source and design capacity or if a standard is based on a design parameter, this information should also be included.

Emission Limits - 4.1.1, 4.1.20, 4.1.21, 4.1.22, ; 45CSR13 Permit R13-2338 4.1.1, ; 45CSR34, ; 40CFR63 Subpart FFFF,

Opacity Limits - NA

Operational Limits - 4.1.4, 4.1.23, 4.1.24, 4.1.25, 4.1.26, ; 45CSR13 Permit R13-2338 4.1.4,; 45CSR34 , ; 40CFR63 Subpart FFFF,

X Permit Shield

For all applicable requirements listed above, provide monitoring/testing/recordkeeping/reporting which shall be used to demonstrate compliance. If the method is based on a permit or rule, include the condition number or citation. (Note: Each requirement listed above must have an associated method of demonstrating compliance. If there is not already a required method in place, then a method must be proposed.)

Emission Limits - 4.1.7, 4.5.1, 4.4.3, 4.4.4; 45CSR13 Permit R13-2338 4.1.7, 4.5.1, 4.4.4, 4.4.5;

Opacity Limits - NA;

Operational Limits - 4.5.5,4.5.3, 4.1.10, ; 45CSR13 Permit R13-2338 4.1.22,4.5.3, 4.5.5, ; 45CSR34,; 40CFR63 Subpart FFFF,

Are you in compliance with all applicable requirements for this emission unit? X Yes ___No

If no, complete the **Schedule of Compliance Form** as **ATTACHMENT F**.

ATTACHMENT E - Emission Unit Form

Emission Unit Description		*Emission Group 156*
Emission unit ID number: T-165	**Emission unit name:** Tank	**List any control devices associated with this emission unit:** S-196 or S-197

Provide a description of the emission unit (type, method of operation, design parameters, etc.):

Tank

Manufacturer:	**Model number:**	**Serial number:**
In House	NA	NA
Construction date: 1993	**Installation date:**	**Modification date(s):**

Design Capacity (examples: furnaces - tons/hr, tanks - gallons):

<20,000

Maximum Hourly Throughput:	**Maximum Annual Throughput:**	**Maximum Operating Schedule:**
See Potential Emissions estimation method		8760

Fuel Usage Data **(fill out all applicable fields)**

Does this emission unit combust fuel? ___ Yes ___X No	**If yes, is it?** ___ Indirect Fired ___ Direct Fired
Maximum design heat input and/or maximum horsepower rating:	**Type and Btu/hr rating of burners:**

List the primary fuel type(s) and if applicable, the secondary fuel type(s). For each fuel type listed, provide the maximum hourly and annual fuel usage for each.

Describe each fuel expected to be used during the term of the permit.

Fuel Type	Max. Sulfur Content	Max. Ash Content	BTU Value

Emissions Data ***T-165***

Criteria Pollutants	Potential Emissions	
	PPH	TPY
Carbon Monoxide (CO)		
Nitrogen Oxides (NO_X)		
Lead (Pb)		
Particulate Matter ($PM_{2.5}$)		
Particulate Matter (PM_{10})		
Total Particulate Matter (TSP)		
Sulfur Dioxide (SO_2)		
Volatile Organic Compounds (VOC)		

Hazardous Air Pollutants	Potential Emissions	
	PPH	TPY

Regulated Pollutants other than Criteria and HAP	Potential Emissions	
	PPH	TPY

List the method(s) used to calculate the potential emissions (include dates of any stack tests conducted, versions of software used, source and dates of emission factors, etc.).

Emissions from this Emission Group are assigned to the major emitting process equipment. Emissions are calculated assuming 8760 hours of operation for most equipment. Emergency equipment emissions are based on 500 hours per year. Highest emitting products were chosen for each emission group, utilizing MON MACT standard batch requirements when appropriate. For tanks the highest throughput in the last three years was increased three times. This was the basis for the PTE. Emissions were calculated using ChemCAD, Essential EHS, Emission Master and/or other appropriate emission estimation models or calculation methodologies (USEPA's TANKS 4.0, WATER9, etc.). Methods take into account stack test results as appropriate.

Applicable Requirements ***T-165***

List all applicable requirements for this emission unit. For each applicable requirement, include the underlying rule/regulation citation and/or construction permit with the condition number. (*Note: Title V permit condition numbers alone are not the underlying applicable requirements*). If an emission limit is calculated based on the type of source and design capacity or if a standard is based on a design parameter, this information should also be included.

Emission Limits - 4.1.1, 4.1.20, 4.1.21, 4.1.22, ; 45CSR13 Permit R13-2338 4.1.1, ; 45CSR34, ; 40CFR63 Subpart FFFF,

Opacity Limits - NA

Operational Limits - 4.1.4, 4.1.23, 4.1.24, 4.1.25, 4.1.26, ; 45CSR13 Permit R13-2338 4.1.4,; 45CSR34 , ; 40CFR63 Subpart FFFF,

X Permit Shield

For all applicable requirements listed above, provide monitoring/testing/recordkeeping/reporting which shall be used to demonstrate compliance. If the method is based on a permit or rule, include the condition number or citation. (Note: Each requirement listed above must have an associated method of demonstrating compliance. If there is not already a required method in place, then a method must be proposed.)

Emission Limits - 4.1.7, 4.5.1, 4.4.3, 4.4.4; 45CSR13 Permit R13-2338 4.1.7, 4.5.1, 4.4.4, 4.4.5;

Opacity Limits - NA;

Operational Limits - 4.5.5,4.5.3, 4.1.10, ; 45CSR13 Permit R13-2338 4.1.22,4.5.3, 4.5.5, ; 45CSR34,; 40CFR63 Subpart FFFF,

Are you in compliance with all applicable requirements for this emission unit? X Yes ___No

If no, complete the **Schedule of Compliance Form** as **ATTACHMENT F**.

ATTACHMENT E - Emission Unit Form

Emission Unit Description		*Emission Group 156*
Emission unit ID number: T-1789	**Emission unit name:** Tank	**List any control devices associated with this emission unit:** S-196 or S-197

Provide a description of the emission unit (type, method of operation, design parameters, etc.):

Tank

Manufacturer:	**Model number:**	**Serial number:**
In House	NA	NA
Construction date: 1993	**Installation date:**	**Modification date(s):**

Design Capacity (examples: furnaces - tons/hr, tanks - gallons):

<20,000

Maximum Hourly Throughput:	**Maximum Annual Throughput:**	**Maximum Operating Schedule:**
See Potential Emissions estimation method		8760

Fuel Usage Data **(fill out all applicable fields)**

Does this emission unit combust fuel? ___ Yes ___X No	**If yes, is it?** ___ Indirect Fired ___ Direct Fired
Maximum design heat input and/or maximum horsepower rating:	**Type and Btu/hr rating of burners:**

List the primary fuel type(s) and if applicable, the secondary fuel type(s). For each fuel type listed, provide the maximum hourly and annual fuel usage for each.

Describe each fuel expected to be used during the term of the permit.

Fuel Type	Max. Sulfur Content	Max. Ash Content	BTU Value

Emissions Data ***T-1789***

Criteria Pollutants	Potential Emissions	
	PPH	TPY
Carbon Monoxide (CO)		
Nitrogen Oxides (NO_X)		
Lead (Pb)		
Particulate Matter ($PM_{2.5}$)		
Particulate Matter (PM_{10})		
Total Particulate Matter (TSP)		
Sulfur Dioxide (SO_2)		
Volatile Organic Compounds (VOC)		

Hazardous Air Pollutants	Potential Emissions	
	PPH	TPY

Regulated Pollutants other than Criteria and HAP	Potential Emissions	
	PPH	TPY

List the method(s) used to calculate the potential emissions (include dates of any stack tests conducted, versions of software used, source and dates of emission factors, etc.).

Emissions from this Emission Group are assigned to the major emitting process equipment. Emissions are calculated assuming 8760 hours of operation for most equipment. Emergency equipment emissions are based on 500 hours per year. Highest emitting products were chosen for each emission group, utilizing MON MACT standard batch requirements when appropriate. For tanks the highest throughput in the last three years was increased three times. This was the basis for the PTE. Emissions were calculated using ChemCAD, Essential EHS, Emission Master and/or other appropriate emission estimation models or calculation methodologies (USEPA's TANKS 4.0, WATER9, etc.). Methods take into account stack test results as appropriate.

Applicable Requirements ***T-1789***

List all applicable requirements for this emission unit. For each applicable requirement, include the underlying rule/regulation citation and/or construction permit with the condition number. (*Note: Title V permit condition numbers alone are not the underlying applicable requirements*). If an emission limit is calculated based on the type of source and design capacity or if a standard is based on a design parameter, this information should also be included.

Emission Limits - 4.1.1, 4.1.20, 4.1.21, 4.1.22, ; 45CSR13 Permit R13-2338 4.1.1, ; 45CSR34, ; 40CFR63 Subpart FFFF,

Opacity Limits - NA

Operational Limits - 4.1.4, 4.1.23, 4.1.24, 4.1.25, 4.1.26, ; 45CSR13 Permit R13-2338 4.1.4,; 45CSR34 , ; 40CFR63 Subpart FFFF,

X Permit Shield

For all applicable requirements listed above, provide monitoring/testing/recordkeeping/reporting which shall be used to demonstrate compliance. If the method is based on a permit or rule, include the condition number or citation. (Note: Each requirement listed above must have an associated method of demonstrating compliance. If there is not already a required method in place, then a method must be proposed.)

Emission Limits - 4.1.7, 4.5.1, 4.4.3, 4.4.4; 45CSR13 Permit R13-2338 4.1.7, 4.5.1, 4.4.4, 4.4.5;

Opacity Limits - NA;

Operational Limits - 4.5.5,4.5.3, 4.1.10, ; 45CSR13 Permit R13-2338 4.1.22,4.5.3, 4.5.5, ; 45CSR34,; 40CFR63 Subpart FFFF,

Are you in compliance with all applicable requirements for this emission unit? X Yes ___No

If no, complete the **Schedule of Compliance Form** as **ATTACHMENT F**.

ATTACHMENT E - Emission Unit Form

Emission Unit Description		*Emission Group 156*
Emission unit ID number: T-1790	**Emission unit name:** Tank	**List any control devices associated with this emission unit:** S-196 or S-197

Provide a description of the emission unit (type, method of operation, design parameters, etc.):

Tank

Manufacturer:	**Model number:**	**Serial number:**
In House	NA	NA
Construction date: 1993	**Installation date:**	**Modification date(s):**

Design Capacity (examples: furnaces - tons/hr, tanks - gallons):

<20,000

Maximum Hourly Throughput:	**Maximum Annual Throughput:**	**Maximum Operating Schedule:**
See Potential Emissions estimation method		8760

Fuel Usage Data **(fill out all applicable fields)**

Does this emission unit combust fuel? ___ Yes ___X No	**If yes, is it?** ___ Indirect Fired ___ Direct Fired
Maximum design heat input and/or maximum horsepower rating:	**Type and Btu/hr rating of burners:**

List the primary fuel type(s) and if applicable, the secondary fuel type(s). For each fuel type listed, provide the maximum hourly and annual fuel usage for each.

Describe each fuel expected to be used during the term of the permit.

Fuel Type	Max. Sulfur Content	Max. Ash Content	BTU Value

Emissions Data	***T-1790***	
Criteria Pollutants	Potential Emissions	
	PPH	TPY
Carbon Monoxide (CO)		
Nitrogen Oxides (NO_X)		
Lead (Pb)		
Particulate Matter ($PM_{2.5}$)		
Particulate Matter (PM_{10})		
Total Particulate Matter (TSP)		
Sulfur Dioxide (SO_2)		
Volatile Organic Compounds (VOC)		
Hazardous Air Pollutants	Potential Emissions	
	PPH	TPY
Regulated Pollutants other than Criteria and HAP	Potential Emissions	
	PPH	TPY

List the method(s) used to calculate the potential emissions (include dates of any stack tests conducted, versions of software used, source and dates of emission factors, etc.).

Emissions from this Emission Group are assigned to the major emitting process equipment. Emissions are calculated assuming 8760 hours of operation for most equipment. Emergency equipment emissions are based on 500 hours per year. Highest emitting products were chosen for each emission group, utilizing MON MACT standard batch requirements when appropriate. For tanks the highest throughput in the last three years was increased three times. This was the basis for the PTE. Emissions were calculated using ChemCAD, Essential EHS, Emission Master and/or other appropriate emission estimation models or calculation methodologies (USEPA's TANKS 4.0, WATER9, etc.). Methods take into account stack test results as appropriate.

Applicable Requirements ***T-1790***

List all applicable requirements for this emission unit. For each applicable requirement, include the underlying rule/regulation citation and/or construction permit with the condition number. (*Note: Title V permit condition numbers alone are not the underlying applicable requirements*). If an emission limit is calculated based on the type of source and design capacity or if a standard is based on a design parameter, this information should also be included.

Emission Limits - 4.1.1, 4.1.20, 4.1.21, 4.1.22, ; 45CSR13 Permit R13-2338 4.1.1, ; 45CSR34, ; 40CFR63 Subpart FFFF,

Opacity Limits - NA

Operational Limits - 4.1.4, 4.1.23, 4.1.24, 4.1.25, 4.1.26, ; 45CSR13 Permit R13-2338 4.1.4,; 45CSR34 , ; 40CFR63 Subpart FFFF,

X Permit Shield

For all applicable requirements listed above, provide monitoring/testing/recordkeeping/reporting which shall be used to demonstrate compliance. If the method is based on a permit or rule, include the condition number or citation. (Note: Each requirement listed above must have an associated method of demonstrating compliance. If there is not already a required method in place, then a method must be proposed.)

Emission Limits - 4.1.7, 4.5.1, 4.4.3, 4.4.4; 45CSR13 Permit R13-2338 4.1.7, 4.5.1, 4.4.4, 4.4.5;

Opacity Limits - NA;

Operational Limits - 4.5.5,4.5.3, 4.1.10, ; 45CSR13 Permit R13-2338 4.1.22,4.5.3, 4.5.5, ; 45CSR34,; 40CFR63 Subpart FFFF,

Are you in compliance with all applicable requirements for this emission unit? X Yes ___No

If no, complete the **Schedule of Compliance Form** as **ATTACHMENT F**.

ATTACHMENT E - Emission Unit Form

Emission Unit Description		*Emission Group 156*
Emission unit ID number: T-1791	**Emission unit name:** Tank	**List any control devices associated with this emission unit:** S-196 or S-197

Provide a description of the emission unit (type, method of operation, design parameters, etc.):

Tank

Manufacturer:	**Model number:**	**Serial number:**
In House	NA	NA
Construction date: 1993	**Installation date:**	**Modification date(s):**

Design Capacity (examples: furnaces - tons/hr, tanks - gallons):

<20,000

Maximum Hourly Throughput:	**Maximum Annual Throughput:**	**Maximum Operating Schedule:**
See Potential Emissions estimation method		8760

Fuel Usage Data **(fill out all applicable fields)**

Does this emission unit combust fuel? ___ Yes ___X No	**If yes, is it?** ___ Indirect Fired ___ Direct Fired
Maximum design heat input and/or maximum horsepower rating:	**Type and Btu/hr rating of burners:**

List the primary fuel type(s) and if applicable, the secondary fuel type(s). For each fuel type listed, provide the maximum hourly and annual fuel usage for each.

Describe each fuel expected to be used during the term of the permit.

Fuel Type	Max. Sulfur Content	Max. Ash Content	BTU Value

Emissions Data ***T-1791***

Criteria Pollutants	Potential Emissions	
	PPH	TPY
Carbon Monoxide (CO)		
Nitrogen Oxides (NO_X)		
Lead (Pb)		
Particulate Matter ($PM_{2.5}$)		
Particulate Matter (PM_{10})		
Total Particulate Matter (TSP)		
Sulfur Dioxide (SO_2)		
Volatile Organic Compounds (VOC)		

Hazardous Air Pollutants	Potential Emissions	
	PPH	TPY

Regulated Pollutants other than Criteria and HAP	Potential Emissions	
	PPH	TPY

List the method(s) used to calculate the potential emissions (include dates of any stack tests conducted, versions of software used, source and dates of emission factors, etc.).

Emissions from this Emission Group are assigned to the major emitting process equipment. Emissions are calculated assuming 8760 hours of operation for most equipment. Emergency equipment emissions are based on 500 hours per year. Highest emitting products were chosen for each emission group, utilizing MON MACT standard batch requirements when appropriate. For tanks the highest throughput in the last three years was increased three times. This was the basis for the PTE. Emissions were calculated using ChemCAD, Essential EHS, Emission Master and/or other appropriate emission estimation models or calculation methodologies (USEPA's TANKS 4.0, WATER9, etc.). Methods take into account stack test results as appropriate.

Applicable Requirements ***T-1791***

List all applicable requirements for this emission unit. For each applicable requirement, include the underlying rule/regulation citation and/or construction permit with the condition number. (*Note: Title V permit condition numbers alone are not the underlying applicable requirements*). If an emission limit is calculated based on the type of source and design capacity or if a standard is based on a design parameter, this information should also be included.

Emission Limits - 4.1.1, 4.1.20, 4.1.21, 4.1.22, ; 45CSR13 Permit R13-2338 4.1.1, ; 45CSR34, ; 40CFR63 Subpart FFFF,

Opacity Limits - NA

Operational Limits - 4.1.4, 4.1.23, 4.1.24, 4.1.25, 4.1.26, ; 45CSR13 Permit R13-2338 4.1.4,; 45CSR34 , ; 40CFR63 Subpart FFFF,

X Permit Shield

For all applicable requirements listed above, provide monitoring/testing/recordkeeping/reporting which shall be used to demonstrate compliance. If the method is based on a permit or rule, include the condition number or citation. (Note: Each requirement listed above must have an associated method of demonstrating compliance. If there is not already a required method in place, then a method must be proposed.)

Emission Limits - 4.1.7, 4.5.1, 4.4.3, 4.4.4; 45CSR13 Permit R13-2338 4.1.7, 4.5.1, 4.4.4, 4.4.5;

Opacity Limits - NA;

Operational Limits - 4.5.5,4.5.3, 4.1.10, ; 45CSR13 Permit R13-2338 4.1.22,4.5.3, 4.5.5, ; 45CSR34,; 40CFR63 Subpart FFFF,

Are you in compliance with all applicable requirements for this emission unit? X Yes ___No

If no, complete the **Schedule of Compliance Form** as **ATTACHMENT F**.

ATTACHMENT E - Emission Unit Form

Emission Unit Description		*Emission Group 156*
Emission unit ID number: T-1797	**Emission unit name:** Tank	**List any control devices associated with this emission unit:** S-196 or S-197

Provide a description of the emission unit (type, method of operation, design parameters, etc.):

Tank

Manufacturer:	**Model number:**	**Serial number:**
In House	NA	NA
Construction date: 1993	**Installation date:**	**Modification date(s):**

Design Capacity (examples: furnaces - tons/hr, tanks - gallons):

<20,000

Maximum Hourly Throughput:	**Maximum Annual Throughput:**	**Maximum Operating Schedule:**
See Potential Emissions estimation method		8760

Fuel Usage Data **(fill out all applicable fields)**

Does this emission unit combust fuel? ___ Yes ___X No	**If yes, is it?** ___ Indirect Fired ___ Direct Fired
Maximum design heat input and/or maximum horsepower rating:	**Type and Btu/hr rating of burners:**

List the primary fuel type(s) and if applicable, the secondary fuel type(s). For each fuel type listed, provide the maximum hourly and annual fuel usage for each.

Describe each fuel expected to be used during the term of the permit.

Fuel Type	Max. Sulfur Content	Max. Ash Content	BTU Value

Emissions Data ***T-1797***

Criteria Pollutants	Potential Emissions	
	PPH	TPY
Carbon Monoxide (CO)		
Nitrogen Oxides (NO_X)		
Lead (Pb)		
Particulate Matter ($PM_{2.5}$)		
Particulate Matter (PM_{10})		
Total Particulate Matter (TSP)		
Sulfur Dioxide (SO_2)		
Volatile Organic Compounds (VOC)		

Hazardous Air Pollutants	Potential Emissions	
	PPH	TPY

Regulated Pollutants other than Criteria and HAP	Potential Emissions	
	PPH	TPY

List the method(s) used to calculate the potential emissions (include dates of any stack tests conducted, versions of software used, source and dates of emission factors, etc.).

Emissions from this Emission Group are assigned to the major emitting process equipment. Emissions are calculated assuming 8760 hours of operation for most equipment. Emergency equipment emissions are based on 500 hours per year. Highest emitting products were chosen for each emission group, utilizing MON MACT standard batch requirements when appropriate. For tanks the highest throughput in the last three years was increased three times. This was the basis for the PTE. Emissions were calculated using ChemCAD, Essential EHS, Emission Master and/or other appropriate emission estimation models or calculation methodologies (USEPA's TANKS 4.0, WATER9, etc.). Methods take into account stack test results as appropriate.

Applicable Requirements ***T-1797***

List all applicable requirements for this emission unit. For each applicable requirement, include the underlying rule/regulation citation and/or construction permit with the condition number. (*Note: Title V permit condition numbers alone are not the underlying applicable requirements*). If an emission limit is calculated based on the type of source and design capacity or if a standard is based on a design parameter, this information should also be included.

Emission Limits - 4.1.1, 4.1.20, 4.1.21, 4.1.22, ; 45CSR13 Permit R13-2338 4.1.1, ; 45CSR34, ; 40CFR63 Subpart FFFF,

Opacity Limits - NA

Operational Limits - 4.1.4, 4.1.23, 4.1.24, 4.1.25, 4.1.26, ; 45CSR13 Permit R13-2338 4.1.4,; 45CSR34 , ; 40CFR63 Subpart FFFF,

X Permit Shield

For all applicable requirements listed above, provide monitoring/testing/recordkeeping/reporting which shall be used to demonstrate compliance. If the method is based on a permit or rule, include the condition number or citation. (Note: Each requirement listed above must have an associated method of demonstrating compliance. If there is not already a required method in place, then a method must be proposed.)

Emission Limits - 4.1.7, 4.5.1, 4.4.3, 4.4.4; 45CSR13 Permit R13-2338 4.1.7, 4.5.1, 4.4.4, 4.4.5;

Opacity Limits - NA;

Operational Limits - 4.5.5,4.5.3, 4.1.10, ; 45CSR13 Permit R13-2338 4.1.22,4.5.3, 4.5.5, ; 45CSR34,; 40CFR63 Subpart FFFF,

Are you in compliance with all applicable requirements for this emission unit? X Yes ___No

If no, complete the **Schedule of Compliance Form** as **ATTACHMENT F**.

ATTACHMENT E - Emission Unit Form

Emission Unit Description		*Emission Group 156*
Emission unit ID number: T-1798	**Emission unit name:** Tank	**List any control devices associated with this emission unit:** S-196 or S-197

Provide a description of the emission unit (type, method of operation, design parameters, etc.):

Tank

Manufacturer:	**Model number:**	**Serial number:**
In House	NA	NA
Construction date: 1993	**Installation date:**	**Modification date(s):**

Design Capacity (examples: furnaces - tons/hr, tanks - gallons):

<20,000

Maximum Hourly Throughput:	**Maximum Annual Throughput:**	**Maximum Operating Schedule:**
See Potential Emissions estimation method		8760

Fuel Usage Data **(fill out all applicable fields)**

Does this emission unit combust fuel? ___ Yes ___X No	**If yes, is it?** ___ Indirect Fired ___ Direct Fired
Maximum design heat input and/or maximum horsepower rating:	**Type and Btu/hr rating of burners:**

List the primary fuel type(s) and if applicable, the secondary fuel type(s). For each fuel type listed, provide the maximum hourly and annual fuel usage for each.

Describe each fuel expected to be used during the term of the permit.

Fuel Type	Max. Sulfur Content	Max. Ash Content	BTU Value

Emissions Data	***T-1798***	
Criteria Pollutants	Potential Emissions	
	PPH	TPY
Carbon Monoxide (CO)		
Nitrogen Oxides (NO_X)		
Lead (Pb)		
Particulate Matter ($PM_{2.5}$)		
Particulate Matter (PM_{10})		
Total Particulate Matter (TSP)		
Sulfur Dioxide (SO_2)		
Volatile Organic Compounds (VOC)		
Hazardous Air Pollutants	Potential Emissions	
	PPH	TPY
Regulated Pollutants other than Criteria and HAP	Potential Emissions	
	PPH	TPY

List the method(s) used to calculate the potential emissions (include dates of any stack tests conducted, versions of software used, source and dates of emission factors, etc.).

Emissions from this Emission Group are assigned to the major emitting process equipment. Emissions are calculated assuming 8760 hours of operation for most equipment. Emergency equipment emissions are based on 500 hours per year. Highest emitting products were chosen for each emission group, utilizing MON MACT standard batch requirements when appropriate. For tanks the highest throughput in the last three years was increased three times. This was the basis for the PTE. Emissions were calculated using ChemCAD, Essential EHS, Emission Master and/or other appropriate emission estimation models or calculation methodologies (USEPA's TANKS 4.0, WATER9, etc.). Methods take into account stack test results as appropriate.

Applicable Requirements ***T-1798***

List all applicable requirements for this emission unit. For each applicable requirement, include the underlying rule/regulation citation and/or construction permit with the condition number. (*Note: Title V permit condition numbers alone are not the underlying applicable requirements*). If an emission limit is calculated based on the type of source and design capacity or if a standard is based on a design parameter, this information should also be included.

Emission Limits - 4.1.1, 4.1.20, 4.1.21, 4.1.22, ; 45CSR13 Permit R13-2338 4.1.1, ; 45CSR34, ; 40CFR63 Subpart FFFF,

Opacity Limits - NA

Operational Limits - 4.1.4, 4.1.23, 4.1.24, 4.1.25, 4.1.26, ; 45CSR13 Permit R13-2338 4.1.4,; 45CSR34 , ; 40CFR63 Subpart FFFF,

X Permit Shield

For all applicable requirements listed above, provide monitoring/testing/recordkeeping/reporting which shall be used to demonstrate compliance. If the method is based on a permit or rule, include the condition number or citation. (Note: Each requirement listed above must have an associated method of demonstrating compliance. If there is not already a required method in place, then a method must be proposed.)

Emission Limits - 4.1.7, 4.5.1, 4.4.3, 4.4.4; 45CSR13 Permit R13-2338 4.1.7, 4.5.1, 4.4.4, 4.4.5;

Opacity Limits - NA;

Operational Limits - 4.5.5,4.5.3, 4.1.10, ; 45CSR13 Permit R13-2338 4.1.22,4.5.3, 4.5.5, ; 45CSR34,; 40CFR63 Subpart FFFF,

Are you in compliance with all applicable requirements for this emission unit? X Yes ___No

If no, complete the **Schedule of Compliance Form** as **ATTACHMENT F**.

ATTACHMENT E - Emission Unit Form

Emission Unit Description		*Emission Group 156P1*
Emission unit ID number: T-158	**Emission unit name:** Tank	**List any control devices associated with this emission unit:** S-203, S-42

Provide a description of the emission unit (type, method of operation, design parameters, etc.):

Tank

Manufacturer:	**Model number:**	**Serial number:**
In House	NA	NA
Construction date: 1992	**Installation date:**	**Modification date(s):**

Design Capacity (examples: furnaces - tons/hr, tanks - gallons):

<20,000

Maximum Hourly Throughput:	**Maximum Annual Throughput:**	**Maximum Operating Schedule:**
See Potential Emissions estimation method		8760

Fuel Usage Data **(fill out all applicable fields)**

Does this emission unit combust fuel? ___ Yes ___X No	**If yes, is it?** ___ Indirect Fired ___ Direct Fired
Maximum design heat input and/or maximum horsepower rating:	**Type and Btu/hr rating of burners:**

List the primary fuel type(s) and if applicable, the secondary fuel type(s). For each fuel type listed, provide the maximum hourly and annual fuel usage for each.

Describe each fuel expected to be used during the term of the permit.

Fuel Type	Max. Sulfur Content	Max. Ash Content	BTU Value

Emissions Data ***T-158***

Criteria Pollutants	Potential Emissions	
	PPH	TPY
Carbon Monoxide (CO)		
Nitrogen Oxides (NO_X)		
Lead (Pb)		
Particulate Matter ($PM_{2.5}$)		
Particulate Matter (PM_{10})		
Total Particulate Matter (TSP)		
Sulfur Dioxide (SO_2)		
Volatile Organic Compounds (VOC)		

Hazardous Air Pollutants	Potential Emissions	
	PPH	TPY

Regulated Pollutants other than Criteria and HAP	Potential Emissions	
	PPH	TPY

List the method(s) used to calculate the potential emissions (include dates of any stack tests conducted, versions of software used, source and dates of emission factors, etc.).

Emissions from this Emission Group are assigned to the major emitting process equipment. Emissions are calculated assuming 8760 hours of operation for most equipment. Emergency equipment emissions are based on 500 hours per year. Highest emitting products were chosen for each emission group, utilizing MON MACT standard batch requirements when appropriate. For tanks the highest throughput in the last three years was increased three times. This was the basis for the PTE. Emissions were calculated using ChemCAD, Essential EHS, Emission Master and/or other appropriate emission estimation models or calculation methodologies (USEPA's TANKS 4.0, WATER9, etc.). Methods take into account stack test results as appropriate.

Applicable Requirements ***T-158***

List all applicable requirements for this emission unit. For each applicable requirement, include the underlying rule/regulation citation and/or construction permit with the condition number. (*Note: Title V permit condition numbers alone are not the underlying applicable requirements*). If an emission limit is calculated based on the type of source and design capacity or if a standard is based on a design parameter, this information should also be included.

Emission Limits - 4.1.1, 4.1.20, 4.1.21, 4.1.22, ; 45CSR13 Permit R13-2338 4.1.1, ; 45CSR34, ; 40CFR63 Subpart FFFF,

Opacity Limits - NA

Operational Limits - 4.1.4, 4.1.23, 4.1.24, 4.1.25, 4.1.26, ; 45CSR13 Permit R13-2338 4.1.4,; 45CSR34 , ; 40CFR63 Subpart FFFF,

X Permit Shield

For all applicable requirements listed above, provide monitoring/testing/recordkeeping/reporting which shall be used to demonstrate compliance. If the method is based on a permit or rule, include the condition number or citation. (Note: Each requirement listed above must have an associated method of demonstrating compliance. If there is not already a required method in place, then a method must be proposed.)

Emission Limits - 4.1.7, 4.5.1, 4.4.3, 4.4.4; 45CSR13 Permit R13-2338 4.1.7, 4.5.1, 4.4.4, 4.4.5;

Opacity Limits - NA;

Operational Limits - 4.5.5,4.5.3, 4.1.10, ; 45CSR13 Permit R13-2338 4.1.22,4.5.3, 4.5.5, ; 45CSR34,; 40CFR63 Subpart FFFF,

Are you in compliance with all applicable requirements for this emission unit? X Yes ___No

If no, complete the **Schedule of Compliance Form** as **ATTACHMENT F**.

ATTACHMENT E - Emission Unit Form

Emission Unit Description		*Emission Group 157*
Emission unit ID number: T-150	**Emission unit name:** Tank	**List any control devices associated with this emission unit:** S-203, S-42

Provide a description of the emission unit (type, method of operation, design parameters, etc.):

Tank

Manufacturer:	**Model number:**	**Serial number:**
In House	NA	NA
Construction date: 1954	**Installation date:**	**Modification date(s):**

Design Capacity (examples: furnaces - tons/hr, tanks - gallons):

<20,000

Maximum Hourly Throughput:	**Maximum Annual Throughput:**	**Maximum Operating Schedule:**
See Potential Emissions estimation method		8760

Fuel Usage Data **(fill out all applicable fields)**

Does this emission unit combust fuel? ___ Yes ___X No	**If yes, is it?** ___ Indirect Fired ___ Direct Fired
Maximum design heat input and/or maximum horsepower rating:	**Type and Btu/hr rating of burners:**

List the primary fuel type(s) and if applicable, the secondary fuel type(s). For each fuel type listed, provide the maximum hourly and annual fuel usage for each.

Describe each fuel expected to be used during the term of the permit.

Fuel Type	Max. Sulfur Content	Max. Ash Content	BTU Value

Emissions Data	***T-150***	
Criteria Pollutants	Potential Emissions	
	PPH	TPY
Carbon Monoxide (CO)		
Nitrogen Oxides (NO_X)		
Lead (Pb)		
Particulate Matter ($PM_{2.5}$)		
Particulate Matter (PM_{10})		
Total Particulate Matter (TSP)		
Sulfur Dioxide (SO_2)		
Volatile Organic Compounds (VOC)		
Hazardous Air Pollutants	Potential Emissions	
	PPH	TPY
Regulated Pollutants other than Criteria and HAP	Potential Emissions	
	PPH	TPY

List the method(s) used to calculate the potential emissions (include dates of any stack tests conducted, versions of software used, source and dates of emission factors, etc.).

Emissions from this Emission Group are assigned to the major emitting process equipment. Emissions are calculated assuming 8760 hours of operation for most equipment. Emergency equipment emissions are based on 500 hours per year. Highest emitting products were chosen for each emission group, utilizing MON MACT standard batch requirements when appropriate. For tanks the highest throughput in the last three years was increased three times. This was the basis for the PTE. Emissions were calculated using ChemCAD, Essential EHS, Emission Master and/or other appropriate emission estimation models or calculation methodologies (USEPA's TANKS 4.0, WATER9, etc.). Methods take into account stack test results as appropriate.

Applicable Requirements ***T-150***

List all applicable requirements for this emission unit. For each applicable requirement, include the underlying rule/regulation citation and/or construction permit with the condition number. (*Note: Title V permit condition numbers alone are not the underlying applicable requirements*). If an emission limit is calculated based on the type of source and design capacity or if a standard is based on a design parameter, this information should also be included.

Emission Limits - 4.1.1, 4.1.20, 4.1.21, 4.1.22, ; 45CSR13 Permit R13-2338 4.1.1, ; 45CSR34, ; 40CFR63 Subpart FFFF,

Opacity Limits - NA

Operational Limits - 4.1.4, 4.1.23, 4.1.24, 4.1.25, 4.1.26, ; 45CSR13 Permit R13-2338 4.1.4,; 45CSR34 , ; 40CFR63 Subpart FFFF,

X Permit Shield

For all applicable requirements listed above, provide monitoring/testing/recordkeeping/reporting which shall be used to demonstrate compliance. If the method is based on a permit or rule, include the condition number or citation. (Note: Each requirement listed above must have an associated method of demonstrating compliance. If there is not already a required method in place, then a method must be proposed.)

Emission Limits - 4.1.7, 4.5.1, 4.4.3, 4.4.4; 45CSR13 Permit R13-2338 4.1.7, 4.5.1, 4.4.4, 4.4.5;

Opacity Limits - NA;

Operational Limits - 4.5.5,4.5.3, 4.1.10, ; 45CSR13 Permit R13-2338 4.1.22,4.5.3, 4.5.5, ; 45CSR34,; 40CFR63 Subpart FFFF,

Are you in compliance with all applicable requirements for this emission unit? X Yes ___No

If no, complete the **Schedule of Compliance Form** as **ATTACHMENT F**.

ATTACHMENT E - Emission Unit Form

Emission Unit Description		*Emission Group 157*
Emission unit ID number: T-151	**Emission unit name:** Tank	**List any control devices associated with this emission unit:** S-203, S-42

Provide a description of the emission unit (type, method of operation, design parameters, etc.):

Tank

Manufacturer:	**Model number:**	**Serial number:**
In House	NA	NA
Construction date: 1954	**Installation date:**	**Modification date(s):**

Design Capacity (examples: furnaces - tons/hr, tanks - gallons):

<20,000

Maximum Hourly Throughput:	**Maximum Annual Throughput:**	**Maximum Operating Schedule:**
See Potential Emissions estimation method		8760

Fuel Usage Data **(fill out all applicable fields)**

Does this emission unit combust fuel? ___ Yes ___X No	**If yes, is it?** ___ Indirect Fired ___ Direct Fired
Maximum design heat input and/or maximum horsepower rating:	**Type and Btu/hr rating of burners:**

List the primary fuel type(s) and if applicable, the secondary fuel type(s). For each fuel type listed, provide the maximum hourly and annual fuel usage for each.

Describe each fuel expected to be used during the term of the permit.

Fuel Type	Max. Sulfur Content	Max. Ash Content	BTU Value

Emissions Data	***T-151***	
Criteria Pollutants	Potential Emissions	
	PPH	TPY
Carbon Monoxide (CO)		
Nitrogen Oxides (NO_X)		
Lead (Pb)		
Particulate Matter ($PM_{2.5}$)		
Particulate Matter (PM_{10})		
Total Particulate Matter (TSP)		
Sulfur Dioxide (SO_2)		
Volatile Organic Compounds (VOC)		
Hazardous Air Pollutants	Potential Emissions	
	PPH	TPY
Regulated Pollutants other than Criteria and HAP	Potential Emissions	
	PPH	TPY

List the method(s) used to calculate the potential emissions (include dates of any stack tests conducted, versions of software used, source and dates of emission factors, etc.).

Emissions from this Emission Group are assigned to the major emitting process equipment. Emissions are calculated assuming 8760 hours of operation for most equipment. Emergency equipment emissions are based on 500 hours per year. Highest emitting products were chosen for each emission group, utilizing MON MACT standard batch requirements when appropriate. For tanks the highest throughput in the last three years was increased three times. This was the basis for the PTE. Emissions were calculated using ChemCAD, Essential EHS, Emission Master and/or other appropriate emission estimation models or calculation methodologies (USEPA's TANKS 4.0, WATER9, etc.). Methods take into account stack test results as appropriate.

Applicable Requirements ***T-151***

List all applicable requirements for this emission unit. For each applicable requirement, include the underlying rule/regulation citation and/or construction permit with the condition number. (*Note: Title V permit condition numbers alone are not the underlying applicable requirements*). If an emission limit is calculated based on the type of source and design capacity or if a standard is based on a design parameter, this information should also be included.

Emission Limits - 4.1.1, 4.1.20, 4.1.21, 4.1.22, ; 45CSR13 Permit R13-2338 4.1.1, ; 45CSR34, ; 40CFR63 Subpart FFFF,

Opacity Limits - NA

Operational Limits - 4.1.4, 4.1.23, 4.1.24, 4.1.25, 4.1.26, ; 45CSR13 Permit R13-2338 4.1.4,; 45CSR34 , ; 40CFR63 Subpart FFFF,

X Permit Shield

For all applicable requirements listed above, provide monitoring/testing/recordkeeping/reporting which shall be used to demonstrate compliance. If the method is based on a permit or rule, include the condition number or citation. (Note: Each requirement listed above must have an associated method of demonstrating compliance. If there is not already a required method in place, then a method must be proposed.)

Emission Limits - 4.1.7, 4.5.1, 4.4.3, 4.4.4; 45CSR13 Permit R13-2338 4.1.7, 4.5.1, 4.4.4, 4.4.5;

Opacity Limits - NA;

Operational Limits - 4.5.5,4.5.3, 4.1.10, ; 45CSR13 Permit R13-2338 4.1.22,4.5.3, 4.5.5, ; 45CSR34,; 40CFR63 Subpart FFFF,

Are you in compliance with all applicable requirements for this emission unit? X Yes ___No

If no, complete the **Schedule of Compliance Form** as **ATTACHMENT F**.

ATTACHMENT E - Emission Unit Form

Emission Unit Description		*Emission Group 157*
Emission unit ID number: T-152	**Emission unit name:** Tank	**List any control devices associated with this emission unit:** S-203, S-42

Provide a description of the emission unit (type, method of operation, design parameters, etc.):

Tank

Manufacturer:	**Model number:**	**Serial number:**
In House	NA	NA
Construction date: 1954	**Installation date:**	**Modification date(s):**

Design Capacity (examples: furnaces - tons/hr, tanks - gallons):

<20,000

Maximum Hourly Throughput:	**Maximum Annual Throughput:**	**Maximum Operating Schedule:**
See Potential Emissions estimation method		8760

Fuel Usage Data **(fill out all applicable fields)**

Does this emission unit combust fuel? ___ Yes ___X No	**If yes, is it?** ___ Indirect Fired ___ Direct Fired
Maximum design heat input and/or maximum horsepower rating:	**Type and Btu/hr rating of burners:**

List the primary fuel type(s) and if applicable, the secondary fuel type(s). For each fuel type listed, provide the maximum hourly and annual fuel usage for each.

Describe each fuel expected to be used during the term of the permit.

Fuel Type	Max. Sulfur Content	Max. Ash Content	BTU Value

Emissions Data	***T-152***	
Criteria Pollutants	Potential Emissions	
	PPH	TPY
Carbon Monoxide (CO)		
Nitrogen Oxides (NO_X)		
Lead (Pb)		
Particulate Matter ($PM_{2.5}$)		
Particulate Matter (PM_{10})		
Total Particulate Matter (TSP)		
Sulfur Dioxide (SO_2)		
Volatile Organic Compounds (VOC)		
Hazardous Air Pollutants	Potential Emissions	
	PPH	TPY
Regulated Pollutants other than Criteria and HAP	Potential Emissions	
	PPH	TPY

List the method(s) used to calculate the potential emissions (include dates of any stack tests conducted, versions of software used, source and dates of emission factors, etc.).

Emissions from this Emission Group are assigned to the major emitting process equipment. Emissions are calculated assuming 8760 hours of operation for most equipment. Emergency equipment emissions are based on 500 hours per year. Highest emitting products were chosen for each emission group, utilizing MON MACT standard batch requirements when appropriate. For tanks the highest throughput in the last three years was increased three times. This was the basis for the PTE. Emissions were calculated using ChemCAD, Essential EHS, Emission Master and/or other appropriate emission estimation models or calculation methodologies (USEPA's TANKS 4.0, WATER9, etc.). Methods take into account stack test results as appropriate.

Applicable Requirements ***T-152***

List all applicable requirements for this emission unit. For each applicable requirement, include the underlying rule/regulation citation and/or construction permit with the condition number. (*Note: Title V permit condition numbers alone are not the underlying applicable requirements*). If an emission limit is calculated based on the type of source and design capacity or if a standard is based on a design parameter, this information should also be included.

Emission Limits - 4.1.1, 4.1.20, 4.1.21, 4.1.22, ; 45CSR13 Permit R13-2338 4.1.1, ; 45CSR34, ; 40CFR63 Subpart FFFF,

Opacity Limits - NA

Operational Limits - 4.1.4, 4.1.23, 4.1.24, 4.1.25, 4.1.26, ; 45CSR13 Permit R13-2338 4.1.4,; 45CSR34 , ; 40CFR63 Subpart FFFF,

X Permit Shield

For all applicable requirements listed above, provide monitoring/testing/recordkeeping/reporting which shall be used to demonstrate compliance. If the method is based on a permit or rule, include the condition number or citation. (Note: Each requirement listed above must have an associated method of demonstrating compliance. If there is not already a required method in place, then a method must be proposed.)

Emission Limits - 4.1.7, 4.5.1, 4.4.3, 4.4.4; 45CSR13 Permit R13-2338 4.1.7, 4.5.1, 4.4.4, 4.4.5;

Opacity Limits - NA;

Operational Limits - 4.5.5,4.5.3, 4.1.10, ; 45CSR13 Permit R13-2338 4.1.22,4.5.3, 4.5.5, ; 45CSR34,; 40CFR63 Subpart FFFF,

Are you in compliance with all applicable requirements for this emission unit? X Yes ___No

If no, complete the **Schedule of Compliance Form** as **ATTACHMENT F**.

ATTACHMENT E - Emission Unit Form

Emission Unit Description		*Emission Group 157*
Emission unit ID number: T-153	**Emission unit name:** Tank	**List any control devices associated with this emission unit:** S-203, S-42

Provide a description of the emission unit (type, method of operation, design parameters, etc.):

Tank

Manufacturer:	**Model number:**	**Serial number:**
In House	NA	NA
Construction date: 1954	**Installation date:**	**Modification date(s):**

Design Capacity (examples: furnaces - tons/hr, tanks - gallons):

<20,000

Maximum Hourly Throughput:	**Maximum Annual Throughput:**	**Maximum Operating Schedule:**
See Potential Emissions estimation method		8760

Fuel Usage Data **(fill out all applicable fields)**

Does this emission unit combust fuel? ___ Yes ___X No	**If yes, is it?** ___ Indirect Fired ___ Direct Fired
Maximum design heat input and/or maximum horsepower rating:	**Type and Btu/hr rating of burners:**

List the primary fuel type(s) and if applicable, the secondary fuel type(s). For each fuel type listed, provide the maximum hourly and annual fuel usage for each.

Describe each fuel expected to be used during the term of the permit.

Fuel Type	Max. Sulfur Content	Max. Ash Content	BTU Value

Emissions Data	***T-153***	
Criteria Pollutants	Potential Emissions	
	PPH	TPY
Carbon Monoxide (CO)		
Nitrogen Oxides (NO_X)		
Lead (Pb)		
Particulate Matter ($PM_{2.5}$)		
Particulate Matter (PM_{10})		
Total Particulate Matter (TSP)		
Sulfur Dioxide (SO_2)		
Volatile Organic Compounds (VOC)		
Hazardous Air Pollutants	Potential Emissions	
	PPH	TPY
Regulated Pollutants other than Criteria and HAP	Potential Emissions	
	PPH	TPY

List the method(s) used to calculate the potential emissions (include dates of any stack tests conducted, versions of software used, source and dates of emission factors, etc.).

Emissions from this Emission Group are assigned to the major emitting process equipment. Emissions are calculated assuming 8760 hours of operation for most equipment. Emergency equipment emissions are based on 500 hours per year. Highest emitting products were chosen for each emission group, utilizing MON MACT standard batch requirements when appropriate. For tanks the highest throughput in the last three years was increased three times. This was the basis for the PTE. Emissions were calculated using ChemCAD, Essential EHS, Emission Master and/or other appropriate emission estimation models or calculation methodologies (USEPA's TANKS 4.0, WATER9, etc.). Methods take into account stack test results as appropriate.

Applicable Requirements ***T-153***

List all applicable requirements for this emission unit. For each applicable requirement, include the underlying rule/regulation citation and/or construction permit with the condition number. (*Note: Title V permit condition numbers alone are not the underlying applicable requirements*). If an emission limit is calculated based on the type of source and design capacity or if a standard is based on a design parameter, this information should also be included.

Emission Limits - 4.1.1, 4.1.20, 4.1.21, 4.1.22, ; 45CSR13 Permit R13-2338 4.1.1, ; 45CSR34, ; 40CFR63 Subpart FFFF,

Opacity Limits - NA

Operational Limits - 4.1.4, 4.1.23, 4.1.24, 4.1.25, 4.1.26, ; 45CSR13 Permit R13-2338 4.1.4,; 45CSR34 , ; 40CFR63 Subpart FFFF,

X Permit Shield

For all applicable requirements listed above, provide monitoring/testing/recordkeeping/reporting which shall be used to demonstrate compliance. If the method is based on a permit or rule, include the condition number or citation. (Note: Each requirement listed above must have an associated method of demonstrating compliance. If there is not already a required method in place, then a method must be proposed.)

Emission Limits - 4.1.7, 4.5.1, 4.4.3, 4.4.4; 45CSR13 Permit R13-2338 4.1.7, 4.5.1, 4.4.4, 4.4.5;

Opacity Limits - NA;

Operational Limits - 4.5.5,4.5.3, 4.1.10, ; 45CSR13 Permit R13-2338 4.1.22,4.5.3, 4.5.5, ; 45CSR34,; 40CFR63 Subpart FFFF,

Are you in compliance with all applicable requirements for this emission unit? X Yes ___No

If no, complete the **Schedule of Compliance Form** as **ATTACHMENT F**.

ATTACHMENT E - Emission Unit Form

Emission Unit Description		*Emission Group 157*
Emission unit ID number: T-154	**Emission unit name:** Tank	**List any control devices associated with this emission unit:** S-203, S-42

Provide a description of the emission unit (type, method of operation, design parameters, etc.):

Tank

Manufacturer:	**Model number:**	**Serial number:**
In House	NA	NA
Construction date: 1954	**Installation date:**	**Modification date(s):**

Design Capacity (examples: furnaces - tons/hr, tanks - gallons):

<20,000

Maximum Hourly Throughput:	**Maximum Annual Throughput:**	**Maximum Operating Schedule:**
See Potential Emissions estimation method		8760

Fuel Usage Data **(fill out all applicable fields)**

Does this emission unit combust fuel? ___ Yes ___X No	**If yes, is it?** ___ Indirect Fired ___ Direct Fired
Maximum design heat input and/or maximum horsepower rating:	**Type and Btu/hr rating of burners:**

List the primary fuel type(s) and if applicable, the secondary fuel type(s). For each fuel type listed, provide the maximum hourly and annual fuel usage for each.

Describe each fuel expected to be used during the term of the permit.

Fuel Type	Max. Sulfur Content	Max. Ash Content	BTU Value

Emissions Data ***T-154***

Criteria Pollutants	Potential Emissions	
	PPH	TPY
Carbon Monoxide (CO)		
Nitrogen Oxides (NO_X)		
Lead (Pb)		
Particulate Matter ($PM_{2.5}$)		
Particulate Matter (PM_{10})		
Total Particulate Matter (TSP)		
Sulfur Dioxide (SO_2)		
Volatile Organic Compounds (VOC)		

Hazardous Air Pollutants	Potential Emissions	
	PPH	TPY

Regulated Pollutants other than Criteria and HAP	Potential Emissions	
	PPH	TPY

List the method(s) used to calculate the potential emissions (include dates of any stack tests conducted, versions of software used, source and dates of emission factors, etc.).

Emissions from this Emission Group are assigned to the major emitting process equipment. Emissions are calculated assuming 8760 hours of operation for most equipment. Emergency equipment emissions are based on 500 hours per year. Highest emitting products were chosen for each emission group, utilizing MON MACT standard batch requirements when appropriate. For tanks the highest throughput in the last three years was increased three times. This was the basis for the PTE. Emissions were calculated using ChemCAD, Essential EHS, Emission Master and/or other appropriate emission estimation models or calculation methodologies (USEPA's TANKS 4.0, WATER9, etc.). Methods take into account stack test results as appropriate.

Applicable Requirements ***T-154***

List all applicable requirements for this emission unit. For each applicable requirement, include the underlying rule/regulation citation and/or construction permit with the condition number. (*Note: Title V permit condition numbers alone are not the underlying applicable requirements*). If an emission limit is calculated based on the type of source and design capacity or if a standard is based on a design parameter, this information should also be included.

Emission Limits - 4.1.1, 4.1.20, 4.1.21, 4.1.22, ; 45CSR13 Permit R13-2338 4.1.1, ; 45CSR34, ; 40CFR63 Subpart FFFF,

Opacity Limits - NA

Operational Limits - 4.1.4, 4.1.23, 4.1.24, 4.1.25, 4.1.26, ; 45CSR13 Permit R13-2338 4.1.4,; 45CSR34 , ; 40CFR63 Subpart FFFF,

X Permit Shield

For all applicable requirements listed above, provide monitoring/testing/recordkeeping/reporting which shall be used to demonstrate compliance. If the method is based on a permit or rule, include the condition number or citation. (Note: Each requirement listed above must have an associated method of demonstrating compliance. If there is not already a required method in place, then a method must be proposed.)

Emission Limits - 4.1.7, 4.5.1, 4.4.3, 4.4.4; 45CSR13 Permit R13-2338 4.1.7, 4.5.1, 4.4.4, 4.4.5;

Opacity Limits - NA;

Operational Limits - 4.5.5,4.5.3, 4.1.10, ; 45CSR13 Permit R13-2338 4.1.22,4.5.3, 4.5.5, ; 45CSR34,; 40CFR63 Subpart FFFF,

Are you in compliance with all applicable requirements for this emission unit? X Yes ___No

If no, complete the **Schedule of Compliance Form** as **ATTACHMENT F**.

ATTACHMENT E - Emission Unit Form

Emission Unit Description		*Emission Group 157*
Emission unit ID number: T-155	**Emission unit name:** Tank	**List any control devices associated with this emission unit:** S-203

Provide a description of the emission unit (type, method of operation, design parameters, etc.):

Tank

Manufacturer:	**Model number:**	**Serial number:**
In House	NA	NA
Construction date: 1954	**Installation date:**	**Modification date(s):**

Design Capacity (examples: furnaces - tons/hr, tanks - gallons):

<20,000

Maximum Hourly Throughput:	**Maximum Annual Throughput:**	**Maximum Operating Schedule:**
See Potential Emissions estimation method		8760

Fuel Usage Data **(fill out all applicable fields)**

Does this emission unit combust fuel? ___ Yes ___X No	**If yes, is it?** ___ Indirect Fired ___ Direct Fired
Maximum design heat input and/or maximum horsepower rating:	**Type and Btu/hr rating of burners:**

List the primary fuel type(s) and if applicable, the secondary fuel type(s). For each fuel type listed, provide the maximum hourly and annual fuel usage for each.

Describe each fuel expected to be used during the term of the permit.

Fuel Type	Max. Sulfur Content	Max. Ash Content	BTU Value

Emissions Data ***T-155***

Criteria Pollutants	Potential Emissions	
	PPH	TPY
Carbon Monoxide (CO)		
Nitrogen Oxides (NO_X)		
Lead (Pb)		
Particulate Matter ($PM_{2.5}$)		
Particulate Matter (PM_{10})		
Total Particulate Matter (TSP)		
Sulfur Dioxide (SO_2)		
Volatile Organic Compounds (VOC)		

Hazardous Air Pollutants	Potential Emissions	
	PPH	TPY

Regulated Pollutants other than Criteria and HAP	Potential Emissions	
	PPH	TPY

List the method(s) used to calculate the potential emissions (include dates of any stack tests conducted, versions of software used, source and dates of emission factors, etc.).

Emissions from this Emission Group are assigned to the major emitting process equipment. Emissions are calculated assuming 8760 hours of operation for most equipment. Emergency equipment emissions are based on 500 hours per year. Highest emitting products were chosen for each emission group, utilizing MON MACT standard batch requirements when appropriate. For tanks the highest throughput in the last three years was increased three times. This was the basis for the PTE. Emissions were calculated using ChemCAD, Essential EHS, Emission Master and/or other appropriate emission estimation models or calculation methodologies (USEPA's TANKS 4.0, WATER9, etc.). Methods take into account stack test results as appropriate.

Applicable Requirements ***T-155***

List all applicable requirements for this emission unit. For each applicable requirement, include the underlying rule/regulation citation and/or construction permit with the condition number. (*Note: Title V permit condition numbers alone are not the underlying applicable requirements*). If an emission limit is calculated based on the type of source and design capacity or if a standard is based on a design parameter, this information should also be included.

Emission Limits - 4.1.1, 4.1.20, 4.1.21, 4.1.22, ; 45CSR13 Permit R13-2338 4.1.1, ; 45CSR34, ; 40CFR63 Subpart FFFF,

Opacity Limits - NA

Operational Limits - 4.1.4, 4.1.23, 4.1.24, 4.1.25, 4.1.26, ; 45CSR13 Permit R13-2338 4.1.4,; 45CSR34 , ; 40CFR63 Subpart FFFF,

X Permit Shield

For all applicable requirements listed above, provide monitoring/testing/recordkeeping/reporting which shall be used to demonstrate compliance. If the method is based on a permit or rule, include the condition number or citation. (Note: Each requirement listed above must have an associated method of demonstrating compliance. If there is not already a required method in place, then a method must be proposed.)

Emission Limits - 4.1.7, 4.5.1, 4.4.3, 4.4.4; 45CSR13 Permit R13-2338 4.1.7, 4.5.1, 4.4.4, 4.4.5;

Opacity Limits - NA;

Operational Limits - 4.5.5,4.5.3, 4.1.10, ; 45CSR13 Permit R13-2338 4.1.22,4.5.3, 4.5.5, ; 45CSR34,; 40CFR63 Subpart FFFF,

Are you in compliance with all applicable requirements for this emission unit? X Yes ___No

If no, complete the **Schedule of Compliance Form** as **ATTACHMENT F**.

ATTACHMENT E - Emission Unit Form

Emission Unit Description		*Emission Group 157*
Emission unit ID number: T-156	**Emission unit name:** Tank	**List any control devices associated with this emission unit:** S-203

Provide a description of the emission unit (type, method of operation, design parameters, etc.):

Tank

Manufacturer:	**Model number:**	**Serial number:**
In House	NA	NA
Construction date: 1954	**Installation date:**	**Modification date(s):**

Design Capacity (examples: furnaces - tons/hr, tanks - gallons):

<20,000

Maximum Hourly Throughput:	**Maximum Annual Throughput:**	**Maximum Operating Schedule:**
See Potential Emissions estimation method		8760

Fuel Usage Data **(fill out all applicable fields)**

Does this emission unit combust fuel? ___ Yes ___X No	**If yes, is it?** ___ Indirect Fired ___ Direct Fired
Maximum design heat input and/or maximum horsepower rating:	**Type and Btu/hr rating of burners:**

List the primary fuel type(s) and if applicable, the secondary fuel type(s). For each fuel type listed, provide the maximum hourly and annual fuel usage for each.

Describe each fuel expected to be used during the term of the permit.

Fuel Type	Max. Sulfur Content	Max. Ash Content	BTU Value

Emissions Data	***T-156***	
Criteria Pollutants	Potential Emissions	
	PPH	TPY
Carbon Monoxide (CO)		
Nitrogen Oxides (NO_X)		
Lead (Pb)		
Particulate Matter ($PM_{2.5}$)		
Particulate Matter (PM_{10})		
Total Particulate Matter (TSP)		
Sulfur Dioxide (SO_2)		
Volatile Organic Compounds (VOC)		
Hazardous Air Pollutants	Potential Emissions	
	PPH	TPY
Regulated Pollutants other than Criteria and HAP	Potential Emissions	
	PPH	TPY

List the method(s) used to calculate the potential emissions (include dates of any stack tests conducted, versions of software used, source and dates of emission factors, etc.).

Emissions from this Emission Group are assigned to the major emitting process equipment. Emissions are calculated assuming 8760 hours of operation for most equipment. Emergency equipment emissions are based on 500 hours per year. Highest emitting products were chosen for each emission group, utilizing MON MACT standard batch requirements when appropriate. For tanks the highest throughput in the last three years was increased three times. This was the basis for the PTE. Emissions were calculated using ChemCAD, Essential EHS, Emission Master and/or other appropriate emission estimation models or calculation methodologies (USEPA's TANKS 4.0, WATER9, etc.). Methods take into account stack test results as appropriate.

Applicable Requirements ***T-156***

List all applicable requirements for this emission unit. For each applicable requirement, include the underlying rule/regulation citation and/or construction permit with the condition number. (*Note: Title V permit condition numbers alone are not the underlying applicable requirements*). If an emission limit is calculated based on the type of source and design capacity or if a standard is based on a design parameter, this information should also be included.

Emission Limits - 4.1.1, 4.1.20, 4.1.21, 4.1.22, ; 45CSR13 Permit R13-2338 4.1.1, ; 45CSR34, ; 40CFR63 Subpart FFFF,

Opacity Limits - NA

Operational Limits - 4.1.4, 4.1.23, 4.1.24, 4.1.25, 4.1.26, ; 45CSR13 Permit R13-2338 4.1.4,; 45CSR34 , ; 40CFR63 Subpart FFFF,

X Permit Shield

For all applicable requirements listed above, provide monitoring/testing/recordkeeping/reporting which shall be used to demonstrate compliance. If the method is based on a permit or rule, include the condition number or citation. (Note: Each requirement listed above must have an associated method of demonstrating compliance. If there is not already a required method in place, then a method must be proposed.)

Emission Limits - 4.1.7, 4.5.1, 4.4.3, 4.4.4; 45CSR13 Permit R13-2338 4.1.7, 4.5.1, 4.4.4, 4.4.5;

Opacity Limits - NA;

Operational Limits - 4.5.5,4.5.3, 4.1.10, ; 45CSR13 Permit R13-2338 4.1.22,4.5.3, 4.5.5, ; 45CSR34,; 40CFR63 Subpart FFFF,

Are you in compliance with all applicable requirements for this emission unit? X Yes ___No

If no, complete the **Schedule of Compliance Form** as **ATTACHMENT F**.

ATTACHMENT E - Emission Unit Form

Emission Unit Description		*Emission Group 157*
Emission unit ID number: T-679	**Emission unit name:** Tank	**List any control devices associated with this emission unit:** NONE

Provide a description of the emission unit (type, method of operation, design parameters, etc.):

Tank

Manufacturer:	**Model number:**	**Serial number:**
In House	NA	NA
Construction date: 1966	**Installation date:**	**Modification date(s):**

Design Capacity (examples: furnaces - tons/hr, tanks - gallons):

<20,000

Maximum Hourly Throughput:	**Maximum Annual Throughput:**	**Maximum Operating Schedule:**
See Potential Emissions estimation method		8760

Fuel Usage Data **(fill out all applicable fields)**

Does this emission unit combust fuel? ___ Yes ___X No	**If yes, is it?** ___ Indirect Fired ___ Direct Fired
Maximum design heat input and/or maximum horsepower rating:	**Type and Btu/hr rating of burners:**

List the primary fuel type(s) and if applicable, the secondary fuel type(s). For each fuel type listed, provide the maximum hourly and annual fuel usage for each.

Describe each fuel expected to be used during the term of the permit.

Fuel Type	Max. Sulfur Content	Max. Ash Content	BTU Value

Emissions Data ***T-679***

Criteria Pollutants	Potential Emissions	
	PPH	TPY
Carbon Monoxide (CO)		
Nitrogen Oxides (NO_X)		
Lead (Pb)		
Particulate Matter ($PM_{2.5}$)		
Particulate Matter (PM_{10})		
Total Particulate Matter (TSP)		
Sulfur Dioxide (SO_2)		
Volatile Organic Compounds (VOC)		

Hazardous Air Pollutants	Potential Emissions	
	PPH	TPY

Regulated Pollutants other than Criteria and HAP	Potential Emissions	
	PPH	TPY

List the method(s) used to calculate the potential emissions (include dates of any stack tests conducted, versions of software used, source and dates of emission factors, etc.).

Emissions from this Emission Group are assigned to the major emitting process equipment. Emissions are calculated assuming 8760 hours of operation for most equipment. Emergency equipment emissions are based on 500 hours per year. Highest emitting products were chosen for each emission group, utilizing MON MACT standard batch requirements when appropriate. For tanks the highest throughput in the last three years was increased three times. This was the basis for the PTE. Emissions were calculated using ChemCAD, Essential EHS, Emission Master and/or other appropriate emission estimation models or calculation methodologies (USEPA's TANKS 4.0, WATER9, etc.). Methods take into account stack test results as appropriate.

Applicable Requirements ***T-679***

List all applicable requirements for this emission unit. For each applicable requirement, include the underlying rule/regulation citation and/or construction permit with the condition number. (*Note: Title V permit condition numbers alone are not the underlying applicable requirements*). If an emission limit is calculated based on the type of source and design capacity or if a standard is based on a design parameter, this information should also be included.

Emission Limits - 4.1.1, 4.1.20, 4.1.21, 4.1.22, ; 45CSR13 Permit R13-2338 4.1.1, ; 45CSR34, ; 40CFR63 Subpart FFFF,

Opacity Limits - NA

Operational Limits - 4.1.4, 4.1.23, 4.1.24, 4.1.25, 4.1.26, ; 45CSR13 Permit R13-2338 4.1.4,; 45CSR34 , ; 40CFR63 Subpart FFFF,

X Permit Shield

For all applicable requirements listed above, provide monitoring/testing/recordkeeping/reporting which shall be used to demonstrate compliance. If the method is based on a permit or rule, include the condition number or citation. (Note: Each requirement listed above must have an associated method of demonstrating compliance. If there is not already a required method in place, then a method must be proposed.)

Emission Limits - 4.1.7, 4.5.1, 4.4.3, 4.4.4; 45CSR13 Permit R13-2338 4.1.7, 4.5.1, 4.4.4, 4.4.5;

Opacity Limits - NA;

Operational Limits - 4.5.5,4.5.3, 4.1.10, ; 45CSR13 Permit R13-2338 4.1.22,4.5.3, 4.5.5, ; 45CSR34,; 40CFR63 Subpart FFFF,

Are you in compliance with all applicable requirements for this emission unit? X Yes ___No

If no, complete the **Schedule of Compliance Form** as **ATTACHMENT F**.

ATTACHMENT E - Emission Unit Form

Emission Unit Description		*Emission Group 157*
Emission unit ID number: T-682	**Emission unit name:** Tank	**List any control devices associated with this emission unit:** S-174

Provide a description of the emission unit (type, method of operation, design parameters, etc.):

Tank

Manufacturer:	**Model number:**	**Serial number:**
In House	NA	NA
Construction date: 1966	**Installation date:**	**Modification date(s):**

Design Capacity (examples: furnaces - tons/hr, tanks - gallons):

<20,000

Maximum Hourly Throughput:	**Maximum Annual Throughput:**	**Maximum Operating Schedule:**
See Potential Emissions estimation method		8760

Fuel Usage Data **(fill out all applicable fields)**

Does this emission unit combust fuel? ___ Yes ___X No	**If yes, is it?** ___ Indirect Fired ___ Direct Fired
Maximum design heat input and/or maximum horsepower rating:	**Type and Btu/hr rating of burners:**

List the primary fuel type(s) and if applicable, the secondary fuel type(s). For each fuel type listed, provide the maximum hourly and annual fuel usage for each.

Describe each fuel expected to be used during the term of the permit.

Fuel Type	Max. Sulfur Content	Max. Ash Content	BTU Value

Emissions Data ***T-682***

Criteria Pollutants	Potential Emissions	
	PPH	TPY
Carbon Monoxide (CO)		
Nitrogen Oxides (NO_X)		
Lead (Pb)		
Particulate Matter ($PM_{2.5}$)		
Particulate Matter (PM_{10})		
Total Particulate Matter (TSP)		
Sulfur Dioxide (SO_2)		
Volatile Organic Compounds (VOC)		

Hazardous Air Pollutants	Potential Emissions	
	PPH	TPY

Regulated Pollutants other than Criteria and HAP	Potential Emissions	
	PPH	TPY

List the method(s) used to calculate the potential emissions (include dates of any stack tests conducted, versions of software used, source and dates of emission factors, etc.).

Emissions from this Emission Group are assigned to the major emitting process equipment. Emissions are calculated assuming 8760 hours of operation for most equipment. Emergency equipment emissions are based on 500 hours per year. Highest emitting products were chosen for each emission group, utilizing MON MACT standard batch requirements when appropriate. For tanks the highest throughput in the last three years was increased three times. This was the basis for the PTE. Emissions were calculated using ChemCAD, Essential EHS, Emission Master and/or other appropriate emission estimation models or calculation methodologies (USEPA's TANKS 4.0, WATER9, etc.). Methods take into account stack test results as appropriate.

Applicable Requirements ***T-682***

List all applicable requirements for this emission unit. For each applicable requirement, include the underlying rule/regulation citation and/or construction permit with the condition number. (*Note: Title V permit condition numbers alone are not the underlying applicable requirements*). If an emission limit is calculated based on the type of source and design capacity or if a standard is based on a design parameter, this information should also be included.

Emission Limits - 4.1.1, 4.1.20, 4.1.21, 4.1.22, ; 45CSR13 Permit R13-2338 4.1.1, ; 45CSR34, ; 40CFR63 Subpart FFFF,

Opacity Limits - NA

Operational Limits - 4.1.4, 4.1.23, 4.1.24, 4.1.25, 4.1.26, ; 45CSR13 Permit R13-2338 4.1.4,; 45CSR34 , ; 40CFR63 Subpart FFFF,

X Permit Shield

For all applicable requirements listed above, provide monitoring/testing/recordkeeping/reporting which shall be used to demonstrate compliance. If the method is based on a permit or rule, include the condition number or citation. (Note: Each requirement listed above must have an associated method of demonstrating compliance. If there is not already a required method in place, then a method must be proposed.)

Emission Limits - 4.1.7, 4.5.1, 4.4.3, 4.4.4; 45CSR13 Permit R13-2338 4.1.7, 4.5.1, 4.4.4, 4.4.5;

Opacity Limits - NA;

Operational Limits - 4.5.5,4.5.3, 4.1.10, ; 45CSR13 Permit R13-2338 4.1.22,4.5.3, 4.5.5, ; 45CSR34,; 40CFR63 Subpart FFFF,

Are you in compliance with all applicable requirements for this emission unit? X Yes ___No

If no, complete the **Schedule of Compliance Form** as **ATTACHMENT F**.

ATTACHMENT E - Emission Unit Form

Emission Unit Description		*Emission Group 157*
Emission unit ID number: T-685	**Emission unit name:** Tank	**List any control devices associated with this emission unit:** S-203, S-42

Provide a description of the emission unit (type, method of operation, design parameters, etc.):

Tank

Manufacturer:	**Model number:**	**Serial number:**
In House	NA	NA
Construction date: 1966	**Installation date:**	**Modification date(s):**

Design Capacity (examples: furnaces - tons/hr, tanks - gallons):

<20,000

Maximum Hourly Throughput:	**Maximum Annual Throughput:**	**Maximum Operating Schedule:**
See Potential Emissions estimation method		8760

Fuel Usage Data **(fill out all applicable fields)**

Does this emission unit combust fuel? ___ Yes ___X No	**If yes, is it?** ___ Indirect Fired ___ Direct Fired
Maximum design heat input and/or maximum horsepower rating:	**Type and Btu/hr rating of burners:**

List the primary fuel type(s) and if applicable, the secondary fuel type(s). For each fuel type listed, provide the maximum hourly and annual fuel usage for each.

Describe each fuel expected to be used during the term of the permit.

Fuel Type	Max. Sulfur Content	Max. Ash Content	BTU Value

Emissions Data ***T-685***

Criteria Pollutants	Potential Emissions	
	PPH	TPY
Carbon Monoxide (CO)		
Nitrogen Oxides (NO_X)		
Lead (Pb)		
Particulate Matter ($PM_{2.5}$)		
Particulate Matter (PM_{10})		
Total Particulate Matter (TSP)		
Sulfur Dioxide (SO_2)		
Volatile Organic Compounds (VOC)		

Hazardous Air Pollutants	Potential Emissions	
	PPH	TPY

Regulated Pollutants other than Criteria and HAP	Potential Emissions	
	PPH	TPY

List the method(s) used to calculate the potential emissions (include dates of any stack tests conducted, versions of software used, source and dates of emission factors, etc.).

Emissions from this Emission Group are assigned to the major emitting process equipment. Emissions are calculated assuming 8760 hours of operation for most equipment. Emergency equipment emissions are based on 500 hours per year. Highest emitting products were chosen for each emission group, utilizing MON MACT standard batch requirements when appropriate. For tanks the highest throughput in the last three years was increased three times. This was the basis for the PTE. Emissions were calculated using ChemCAD, Essential EHS, Emission Master and/or other appropriate emission estimation models or calculation methodologies (USEPA's TANKS 4.0, WATER9, etc.). Methods take into account stack test results as appropriate.

Applicable Requirements ***T-685***

List all applicable requirements for this emission unit. For each applicable requirement, include the underlying rule/regulation citation and/or construction permit with the condition number. (*Note: Title V permit condition numbers alone are not the underlying applicable requirements*). If an emission limit is calculated based on the type of source and design capacity or if a standard is based on a design parameter, this information should also be included.

Emission Limits - 4.1.20, 4.1.21, 4.1.22, ; ; 45CSR34, ; 40CFR63 Subpart FFFF,

Opacity Limits - NA

Operational Limits - 4.1.4, 4.1.23, 4.1.24, 4.1.25, 4.1.26, ; 45CSR13 0 4.1.4,; 45CSR34 , ; 40CFR63 Subpart FFFF,

X Permit Shield

For all applicable requirements listed above, provide monitoring/testing/recordkeeping/reporting which shall be used to demonstrate compliance. If the method is based on a permit or rule, include the condition number or citation. (Note: Each requirement listed above must have an associated method of demonstrating compliance. If there is not already a required method in place, then a method must be proposed.)

Emission Limits - 4.1.7, 4.5.1, ; 45CSR13 Permit R13-2338 4.1.7, 4.5.1, ;

Opacity Limits - NA;

Operational Limits - 4.5.5,4.5.3, 4.1.10, ; 45CSR13 Permit R13-2338 4.1.22,4.5.3, 4.5.5, ; 45CSR34,; 40CFR63 Subpart FFFF,

Are you in compliance with all applicable requirements for this emission unit? X Yes ___No

If no, complete the **Schedule of Compliance Form** as **ATTACHMENT F**.

ATTACHMENT E - Emission Unit Form

Emission Unit Description		*Emission Group 157*
Emission unit ID number: T-801	**Emission unit name:** Tank	**List any control devices associated with this emission unit:** S-203, S-42

Provide a description of the emission unit (type, method of operation, design parameters, etc.):

Tank

Manufacturer:	**Model number:**	**Serial number:**
In House	NA	NA
Construction date: 1968	**Installation date:**	**Modification date(s):**

Design Capacity (examples: furnaces - tons/hr, tanks - gallons):

<20,000

Maximum Hourly Throughput:	**Maximum Annual Throughput:**	**Maximum Operating Schedule:**
See Potential Emissions estimation method		8760

Fuel Usage Data **(fill out all applicable fields)**

Does this emission unit combust fuel? ___ Yes ___X No	**If yes, is it?** ___ Indirect Fired ___ Direct Fired
Maximum design heat input and/or maximum horsepower rating:	**Type and Btu/hr rating of burners:**

List the primary fuel type(s) and if applicable, the secondary fuel type(s). For each fuel type listed, provide the maximum hourly and annual fuel usage for each.

Describe each fuel expected to be used during the term of the permit.

Fuel Type	Max. Sulfur Content	Max. Ash Content	BTU Value

Emissions Data	***T-801***	
Criteria Pollutants	Potential Emissions	
	PPH	TPY
Carbon Monoxide (CO)		
Nitrogen Oxides (NO_X)		
Lead (Pb)		
Particulate Matter ($PM_{2.5}$)		
Particulate Matter (PM_{10})		
Total Particulate Matter (TSP)		
Sulfur Dioxide (SO_2)		
Volatile Organic Compounds (VOC)		
Hazardous Air Pollutants	Potential Emissions	
	PPH	TPY
Regulated Pollutants other than Criteria and HAP	Potential Emissions	
	PPH	TPY

List the method(s) used to calculate the potential emissions (include dates of any stack tests conducted, versions of software used, source and dates of emission factors, etc.).

Emissions from this Emission Group are assigned to the major emitting process equipment. Emissions are calculated assuming 8760 hours of operation for most equipment. Emergency equipment emissions are based on 500 hours per year. Highest emitting products were chosen for each emission group, utilizing MON MACT standard batch requirements when appropriate. For tanks the highest throughput in the last three years was increased three times. This was the basis for the PTE. Emissions were calculated using ChemCAD, Essential EHS, Emission Master and/or other appropriate emission estimation models or calculation methodologies (USEPA's TANKS 4.0, WATER9, etc.). Methods take into account stack test results as appropriate.

Applicable Requirements ***T-801***

List all applicable requirements for this emission unit. For each applicable requirement, include the underlying rule/regulation citation and/or construction permit with the condition number. (*Note: Title V permit condition numbers alone are not the underlying applicable requirements*). If an emission limit is calculated based on the type of source and design capacity or if a standard is based on a design parameter, this information should also be included.

Emission Limits - 4.1.1, 4.1.20, 4.1.21, 4.1.22, ; 45CSR13 Permit R13-2338 4.1.1, ; 45CSR34, ; 40CFR63 Subpart FFFF,

Opacity Limits - NA

Operational Limits - 4.1.4, 4.1.23, 4.1.24, 4.1.25, 4.1.26, ; 45CSR13 Permit R13-2338 4.1.4,; 45CSR34 , ; 40CFR63 Subpart FFFF,

X Permit Shield

For all applicable requirements listed above, provide monitoring/testing/recordkeeping/reporting which shall be used to demonstrate compliance. If the method is based on a permit or rule, include the condition number or citation. (Note: Each requirement listed above must have an associated method of demonstrating compliance. If there is not already a required method in place, then a method must be proposed.)

Emission Limits - 4.1.7, 4.5.1, 4.4.3, 4.4.4; 45CSR13 Permit R13-2338 4.1.7, 4.5.1, 4.4.4, 4.4.5;

Opacity Limits - NA;

Operational Limits - 4.5.5,4.5.3, 4.1.10, ; 45CSR13 Permit R13-2338 4.1.22,4.5.3, 4.5.5, ; 45CSR34,; 40CFR63 Subpart FFFF,

Are you in compliance with all applicable requirements for this emission unit? X Yes ___No

If no, complete the **Schedule of Compliance Form** as **ATTACHMENT F**.

ATTACHMENT E - Emission Unit Form

Emission Unit Description		*Emission Group 157*
Emission unit ID number: T-803	**Emission unit name:** Tank	**List any control devices associated with this emission unit:** NONE

Provide a description of the emission unit (type, method of operation, design parameters, etc.):

Tank

Manufacturer:	**Model number:**	**Serial number:**
In House	NA	NA
Construction date: 1968	**Installation date:**	**Modification date(s):**

Design Capacity (examples: furnaces - tons/hr, tanks - gallons):

<20,000

Maximum Hourly Throughput:	**Maximum Annual Throughput:**	**Maximum Operating Schedule:**
See Potential Emissions estimation method		8760

Fuel Usage Data **(fill out all applicable fields)**

Does this emission unit combust fuel? ___ Yes ___X No	**If yes, is it?** ___ Indirect Fired ___ Direct Fired
Maximum design heat input and/or maximum horsepower rating:	**Type and Btu/hr rating of burners:**

List the primary fuel type(s) and if applicable, the secondary fuel type(s). For each fuel type listed, provide the maximum hourly and annual fuel usage for each.

Describe each fuel expected to be used during the term of the permit.

Fuel Type	Max. Sulfur Content	Max. Ash Content	BTU Value

Emissions Data	***T-803***	
Criteria Pollutants	Potential Emissions	
	PPH	TPY
Carbon Monoxide (CO)		
Nitrogen Oxides (NO_X)		
Lead (Pb)		
Particulate Matter ($PM_{2.5}$)		
Particulate Matter (PM_{10})		
Total Particulate Matter (TSP)		
Sulfur Dioxide (SO_2)		
Volatile Organic Compounds (VOC)		
Hazardous Air Pollutants	Potential Emissions	
	PPH	TPY
Regulated Pollutants other than Criteria and HAP	Potential Emissions	
	PPH	TPY

List the method(s) used to calculate the potential emissions (include dates of any stack tests conducted, versions of software used, source and dates of emission factors, etc.).

Emissions from this Emission Group are assigned to the major emitting process equipment. Emissions are calculated assuming 8760 hours of operation for most equipment. Emergency equipment emissions are based on 500 hours per year. Highest emitting products were chosen for each emission group, utilizing MON MACT standard batch requirements when appropriate. For tanks the highest throughput in the last three years was increased three times. This was the basis for the PTE. Emissions were calculated using ChemCAD, Essential EHS, Emission Master and/or other appropriate emission estimation models or calculation methodologies (USEPA's TANKS 4.0, WATER9, etc.). Methods take into account stack test results as appropriate.

Applicable Requirements ***T-803***

List all applicable requirements for this emission unit. For each applicable requirement, include the underlying rule/regulation citation and/or construction permit with the condition number. (*Note: Title V permit condition numbers alone are not the underlying applicable requirements*). If an emission limit is calculated based on the type of source and design capacity or if a standard is based on a design parameter, this information should also be included.

Emission Limits - 4.1.1, 4.1.20, 4.1.21, 4.1.22, ; 45CSR13 Permit R13-2338 4.1.1, ; 45CSR34, ; 40CFR63 Subpart FFFF,

Opacity Limits - NA

Operational Limits - 4.1.4, 4.1.23, 4.1.24, 4.1.25, 4.1.26, ; 45CSR13 Permit R13-2338 4.1.4,; 45CSR34 , ; 40CFR63 Subpart FFFF,

X Permit Shield

For all applicable requirements listed above, provide monitoring/testing/recordkeeping/reporting which shall be used to demonstrate compliance. If the method is based on a permit or rule, include the condition number or citation. (Note: Each requirement listed above must have an associated method of demonstrating compliance. If there is not already a required method in place, then a method must be proposed.)

Emission Limits - 4.1.7, 4.5.1, 4.4.3, 4.4.4; 45CSR13 Permit R13-2338 4.1.7, 4.5.1, 4.4.4, 4.4.5;

Opacity Limits - NA;

Operational Limits - 4.5.5,4.5.3, 4.1.10, ; 45CSR13 Permit R13-2338 4.1.22,4.5.3, 4.5.5, ; 45CSR34,; 40CFR63 Subpart FFFF,

Are you in compliance with all applicable requirements for this emission unit? X Yes ___No

If no, complete the **Schedule of Compliance Form** as **ATTACHMENT F**.

ATTACHMENT E - Emission Unit Form

Emission Unit Description		*Emission Group 157*
Emission unit ID number: T-804	**Emission unit name:** Tank	**List any control devices associated with this emission unit:** NONE

Provide a description of the emission unit (type, method of operation, design parameters, etc.):

Tank

Manufacturer:	**Model number:**	**Serial number:**
In House	NA	NA
Construction date: 1968	**Installation date:**	**Modification date(s):**

Design Capacity (examples: furnaces - tons/hr, tanks - gallons):

<20,000

Maximum Hourly Throughput:	**Maximum Annual Throughput:**	**Maximum Operating Schedule:**
See Potential Emissions estimation method		8760

Fuel Usage Data **(fill out all applicable fields)**

Does this emission unit combust fuel? ___ Yes ___X No	**If yes, is it?** ___ Indirect Fired ___ Direct Fired
Maximum design heat input and/or maximum horsepower rating:	**Type and Btu/hr rating of burners:**

List the primary fuel type(s) and if applicable, the secondary fuel type(s). For each fuel type listed, provide the maximum hourly and annual fuel usage for each.

Describe each fuel expected to be used during the term of the permit.

Fuel Type	Max. Sulfur Content	Max. Ash Content	BTU Value

Emissions Data	***T-804***	
Criteria Pollutants	Potential Emissions	
	PPH	TPY
Carbon Monoxide (CO)		
Nitrogen Oxides (NO_X)		
Lead (Pb)		
Particulate Matter ($PM_{2.5}$)		
Particulate Matter (PM_{10})		
Total Particulate Matter (TSP)		
Sulfur Dioxide (SO_2)		
Volatile Organic Compounds (VOC)		
Hazardous Air Pollutants	Potential Emissions	
	PPH	TPY
Regulated Pollutants other than Criteria and HAP	Potential Emissions	
	PPH	TPY

List the method(s) used to calculate the potential emissions (include dates of any stack tests conducted, versions of software used, source and dates of emission factors, etc.).

Emissions from this Emission Group are assigned to the major emitting process equipment. Emissions are calculated assuming 8760 hours of operation for most equipment. Emergency equipment emissions are based on 500 hours per year. Highest emitting products were chosen for each emission group, utilizing MON MACT standard batch requirements when appropriate. For tanks the highest throughput in the last three years was increased three times. This was the basis for the PTE. Emissions were calculated using ChemCAD, Essential EHS, Emission Master and/or other appropriate emission estimation models or calculation methodologies (USEPA's TANKS 4.0, WATER9, etc.). Methods take into account stack test results as appropriate.

Applicable Requirements ***T-804***

List all applicable requirements for this emission unit. For each applicable requirement, include the underlying rule/regulation citation and/or construction permit with the condition number. (*Note: Title V permit condition numbers alone are not the underlying applicable requirements*). If an emission limit is calculated based on the type of source and design capacity or if a standard is based on a design parameter, this information should also be included.

Emission Limits - 4.1.1, 4.1.20, 4.1.21, 4.1.22, ; 45CSR13 Permit R13-2338 4.1.1, ; 45CSR34, ; 40CFR63 Subpart FFFF,

Opacity Limits - NA

Operational Limits - 4.1.4, 4.1.23, 4.1.24, 4.1.25, 4.1.26, ; 45CSR13 Permit R13-2338 4.1.4,; 45CSR34 , ; 40CFR63 Subpart FFFF,

X Permit Shield

For all applicable requirements listed above, provide monitoring/testing/recordkeeping/reporting which shall be used to demonstrate compliance. If the method is based on a permit or rule, include the condition number or citation. (Note: Each requirement listed above must have an associated method of demonstrating compliance. If there is not already a required method in place, then a method must be proposed.)

Emission Limits - 4.1.7, 4.5.1, 4.4.3, 4.4.4; 45CSR13 Permit R13-2338 4.1.7, 4.5.1, 4.4.4, 4.4.5;

Opacity Limits - NA;

Operational Limits - 4.5.5,4.5.3, 4.1.10, ; 45CSR13 Permit R13-2338 4.1.22,4.5.3, 4.5.5, ; 45CSR34,; 40CFR63 Subpart FFFF,

Are you in compliance with all applicable requirements for this emission unit? X Yes ___No

If no, complete the **Schedule of Compliance Form** as **ATTACHMENT F**.

ATTACHMENT E - Emission Unit Form

Emission Unit Description		*Emission Group 157P1*
Emission unit ID number: T-157	**Emission unit name:** Tank	**List any control devices associated with this emission unit:** S-203, S-42

Provide a description of the emission unit (type, method of operation, design parameters, etc.):

Tank

Manufacturer:	**Model number:**	**Serial number:**
In House	NA	NA
Construction date: 1954	**Installation date:**	**Modification date(s):**

Design Capacity (examples: furnaces - tons/hr, tanks - gallons):

<20,000

Maximum Hourly Throughput:	**Maximum Annual Throughput:**	**Maximum Operating Schedule:**
See Potential Emissions estimation method		8760

Fuel Usage Data **(fill out all applicable fields)**

Does this emission unit combust fuel? ___ Yes ___X No	**If yes, is it?** ___ Indirect Fired ___ Direct Fired
Maximum design heat input and/or maximum horsepower rating:	**Type and Btu/hr rating of burners:**

List the primary fuel type(s) and if applicable, the secondary fuel type(s). For each fuel type listed, provide the maximum hourly and annual fuel usage for each.

Describe each fuel expected to be used during the term of the permit.

Fuel Type	Max. Sulfur Content	Max. Ash Content	BTU Value

Emissions Data	***T-157***	
Criteria Pollutants	Potential Emissions	
	PPH	TPY
Carbon Monoxide (CO)		
Nitrogen Oxides (NO_X)		
Lead (Pb)		
Particulate Matter ($PM_{2.5}$)		
Particulate Matter (PM_{10})		
Total Particulate Matter (TSP)		
Sulfur Dioxide (SO_2)		
Volatile Organic Compounds (VOC)		
Hazardous Air Pollutants	Potential Emissions	
	PPH	TPY
Regulated Pollutants other than Criteria and HAP	Potential Emissions	
	PPH	TPY

List the method(s) used to calculate the potential emissions (include dates of any stack tests conducted, versions of software used, source and dates of emission factors, etc.).

Emissions from this Emission Group are assigned to the major emitting process equipment. Emissions are calculated assuming 8760 hours of operation for most equipment. Emergency equipment emissions are based on 500 hours per year. Highest emitting products were chosen for each emission group, utilizing MON MACT standard batch requirements when appropriate. For tanks the highest throughput in the last three years was increased three times. This was the basis for the PTE. Emissions were calculated using ChemCAD, Essential EHS, Emission Master and/or other appropriate emission estimation models or calculation methodologies (USEPA's TANKS 4.0, WATER9, etc.). Methods take into account stack test results as appropriate.

Applicable Requirements ***T-157***

List all applicable requirements for this emission unit. For each applicable requirement, include the underlying rule/regulation citation and/or construction permit with the condition number. (*Note: Title V permit condition numbers alone are not the underlying applicable requirements*). If an emission limit is calculated based on the type of source and design capacity or if a standard is based on a design parameter, this information should also be included.

Emission Limits - 4.1.1, 4.1.20, 4.1.21, 4.1.22, ; 45CSR13 Permit R13-2338 4.1.1, ; 45CSR34, ; 40CFR63 Subpart FFFF,

Opacity Limits - NA

Operational Limits - 4.1.4, 4.1.23, 4.1.24, 4.1.25, 4.1.26, ; 45CSR13 Permit R13-2338 4.1.4,; 45CSR34 , ; 40CFR63 Subpart FFFF,

X Permit Shield

For all applicable requirements listed above, provide monitoring/testing/recordkeeping/reporting which shall be used to demonstrate compliance. If the method is based on a permit or rule, include the condition number or citation. (Note: Each requirement listed above must have an associated method of demonstrating compliance. If there is not already a required method in place, then a method must be proposed.)

Emission Limits - 4.1.7, 4.5.1, 4.4.3, 4.4.4; 45CSR13 Permit R13-2338 4.1.7, 4.5.1, 4.4.4, 4.4.5;

Opacity Limits - NA;

Operational Limits - 4.5.5,4.5.3, 4.1.10, ; 45CSR13 Permit R13-2338 4.1.22,4.5.3, 4.5.5, ; 45CSR34,; 40CFR63 Subpart FFFF,

Are you in compliance with all applicable requirements for this emission unit? X Yes ___No

If no, complete the **Schedule of Compliance Form** as **ATTACHMENT F**.

ATTACHMENT E - Emission Unit Form

Emission Unit Description		*Emission Group 157P1*
Emission unit ID number: T-680	**Emission unit name:** Tank	**List any control devices associated with this emission unit:** S-203, S-42

Provide a description of the emission unit (type, method of operation, design parameters, etc.):

Tank

Manufacturer:	**Model number:**	**Serial number:**
In House	NA	NA
Construction date: 1966	**Installation date:**	**Modification date(s):**

Design Capacity (examples: furnaces - tons/hr, tanks - gallons):

<20,000

Maximum Hourly Throughput:	**Maximum Annual Throughput:**	**Maximum Operating Schedule:**
See Potential Emissions estimation method		8760

Fuel Usage Data **(fill out all applicable fields)**

Does this emission unit combust fuel? ___ Yes ___X No	**If yes, is it?** ___ Indirect Fired ___ Direct Fired
Maximum design heat input and/or maximum horsepower rating:	**Type and Btu/hr rating of burners:**

List the primary fuel type(s) and if applicable, the secondary fuel type(s). For each fuel type listed, provide the maximum hourly and annual fuel usage for each.

Describe each fuel expected to be used during the term of the permit.

Fuel Type	Max. Sulfur Content	Max. Ash Content	BTU Value

Emissions Data ***T-680***

Criteria Pollutants	Potential Emissions	
	PPH	TPY
Carbon Monoxide (CO)		
Nitrogen Oxides (NO_X)		
Lead (Pb)		
Particulate Matter ($PM_{2.5}$)		
Particulate Matter (PM_{10})		
Total Particulate Matter (TSP)		
Sulfur Dioxide (SO_2)		
Volatile Organic Compounds (VOC)		

Hazardous Air Pollutants	Potential Emissions	
	PPH	TPY

Regulated Pollutants other than Criteria and HAP	Potential Emissions	
	PPH	TPY

List the method(s) used to calculate the potential emissions (include dates of any stack tests conducted, versions of software used, source and dates of emission factors, etc.).

Emissions from this Emission Group are assigned to the major emitting process equipment. Emissions are calculated assuming 8760 hours of operation for most equipment. Emergency equipment emissions are based on 500 hours per year. Highest emitting products were chosen for each emission group, utilizing MON MACT standard batch requirements when appropriate. For tanks the highest throughput in the last three years was increased three times. This was the basis for the PTE. Emissions were calculated using ChemCAD, Essential EHS, Emission Master and/or other appropriate emission estimation models or calculation methodologies (USEPA's TANKS 4.0, WATER9, etc.). Methods take into account stack test results as appropriate.

Applicable Requirements ***T-680***

List all applicable requirements for this emission unit. For each applicable requirement, include the underlying rule/regulation citation and/or construction permit with the condition number. (*Note: Title V permit condition numbers alone are not the underlying applicable requirements*). If an emission limit is calculated based on the type of source and design capacity or if a standard is based on a design parameter, this information should also be included.

Emission Limits - 4.1.1, 4.1.20, 4.1.21, 4.1.22, ; 45CSR13 Permit R13-2338 4.1.1, ; 45CSR34, ; 40CFR63 Subpart FFFF,

Opacity Limits - NA

Operational Limits - 4.1.4, 4.1.23, 4.1.24, 4.1.25, 4.1.26, ; 45CSR13 Permit R13-2338 4.1.4,; 45CSR34 , ; 40CFR63 Subpart FFFF,

X Permit Shield

For all applicable requirements listed above, provide monitoring/testing/recordkeeping/reporting which shall be used to demonstrate compliance. If the method is based on a permit or rule, include the condition number or citation. (Note: Each requirement listed above must have an associated method of demonstrating compliance. If there is not already a required method in place, then a method must be proposed.)

Emission Limits - 4.1.7, 4.5.1, 4.4.3, 4.4.4; 45CSR13 Permit R13-2338 4.1.7, 4.5.1, 4.4.4, 4.4.5;

Opacity Limits - NA;

Operational Limits - 4.5.5,4.5.3, 4.1.10, ; 45CSR13 Permit R13-2338 4.1.22,4.5.3, 4.5.5, ; 45CSR34,; 40CFR63 Subpart FFFF,

Are you in compliance with all applicable requirements for this emission unit? X Yes ___No

If no, complete the **Schedule of Compliance Form** as **ATTACHMENT F**.

ATTACHMENT E - Emission Unit Form

Emission Unit Description		*Emission Group 159*
Emission unit ID number: T-1110	**Emission unit name:** Tank	**List any control devices associated with this emission unit:** S-137

Provide a description of the emission unit (type, method of operation, design parameters, etc.):

Tank

Manufacturer:	**Model number:**	**Serial number:**
In House	NA	NA
Construction date: 1976	**Installation date:**	**Modification date(s):**

Design Capacity (examples: furnaces - tons/hr, tanks - gallons):

<20,000

Maximum Hourly Throughput:	**Maximum Annual Throughput:**	**Maximum Operating Schedule:**
See Potential Emissions estimation method		8760

Fuel Usage Data **(fill out all applicable fields)**

Does this emission unit combust fuel? ___ Yes ___X No	**If yes, is it?** ___ Indirect Fired ___ Direct Fired
Maximum design heat input and/or maximum horsepower rating:	**Type and Btu/hr rating of burners:**

List the primary fuel type(s) and if applicable, the secondary fuel type(s). For each fuel type listed, provide the maximum hourly and annual fuel usage for each.

Describe each fuel expected to be used during the term of the permit.

Fuel Type	Max. Sulfur Content	Max. Ash Content	BTU Value

Emissions Data	***T-1110***	
Criteria Pollutants	Potential Emissions	
	PPH	TPY
Carbon Monoxide (CO)		
Nitrogen Oxides (NO_X)		
Lead (Pb)		
Particulate Matter ($PM_{2.5}$)		
Particulate Matter (PM_{10})		
Total Particulate Matter (TSP)		
Sulfur Dioxide (SO_2)		
Volatile Organic Compounds (VOC)		
Hazardous Air Pollutants	Potential Emissions	
	PPH	TPY
Regulated Pollutants other than Criteria and HAP	Potential Emissions	
	PPH	TPY

List the method(s) used to calculate the potential emissions (include dates of any stack tests conducted, versions of software used, source and dates of emission factors, etc.).

Emissions from this Emission Group are assigned to the major emitting process equipment. Emissions are calculated assuming 8760 hours of operation for most equipment. Emergency equipment emissions are based on 500 hours per year. Highest emitting products were chosen for each emission group, utilizing MON MACT standard batch requirements when appropriate. For tanks the highest throughput in the last three years was increased three times. This was the basis for the PTE. Emissions were calculated using ChemCAD, Essential EHS, Emission Master and/or other appropriate emission estimation models or calculation methodologies (USEPA's TANKS 4.0, WATER9, etc.). Methods take into account stack test results as appropriate.

Applicable Requirements ***T-1110***

List all applicable requirements for this emission unit. For each applicable requirement, include the underlying rule/regulation citation and/or construction permit with the condition number. (*Note: Title V permit condition numbers alone are not the underlying applicable requirements*). If an emission limit is calculated based on the type of source and design capacity or if a standard is based on a design parameter, this information should also be included.

Emission Limits - 4.1.1, 4.1.20, 4.1.21, 4.1.22, ; 45CSR13 Permit R13-2338 4.1.1, ; 45CSR34, ; 40CFR63 Subpart FFFF,

Opacity Limits - NA

Operational Limits - 4.1.4, 4.1.23, 4.1.24, 4.1.25, 4.1.26, ; 45CSR13 Permit R13-2338 4.1.4,; 45CSR34 , ; 40CFR63 Subpart FFFF,

X Permit Shield

For all applicable requirements listed above, provide monitoring/testing/recordkeeping/reporting which shall be used to demonstrate compliance. If the method is based on a permit or rule, include the condition number or citation. (Note: Each requirement listed above must have an associated method of demonstrating compliance. If there is not already a required method in place, then a method must be proposed.)

Emission Limits - 4.1.7, 4.5.1, 4.4.3, 4.4.4; 45CSR13 Permit R13-2338 4.1.7, 4.5.1, 4.4.4, 4.4.5;

Opacity Limits - NA;

Operational Limits - 4.5.5,4.5.3, 4.1.10, ; 45CSR13 Permit R13-2338 4.1.22,4.5.3, 4.5.5, ; 45CSR34,; 40CFR63 Subpart FFFF,

Are you in compliance with all applicable requirements for this emission unit? X Yes ___No

If no, complete the **Schedule of Compliance Form** as **ATTACHMENT F**.

ATTACHMENT E - Emission Unit Form

Emission Unit Description		*Emission Group 159*
Emission unit ID number: T-1111	**Emission unit name:** Tank	**List any control devices associated with this emission unit:** S-137

Provide a description of the emission unit (type, method of operation, design parameters, etc.):

Tank

Manufacturer:	**Model number:**	**Serial number:**
In House	NA	NA
Construction date: 1976	**Installation date:**	**Modification date(s):**

Design Capacity (examples: furnaces - tons/hr, tanks - gallons):

<20,000

Maximum Hourly Throughput:	**Maximum Annual Throughput:**	**Maximum Operating Schedule:**
See Potential Emissions estimation method		8760

Fuel Usage Data **(fill out all applicable fields)**

Does this emission unit combust fuel? ___ Yes ___X No	**If yes, is it?** ___ Indirect Fired ___ Direct Fired
Maximum design heat input and/or maximum horsepower rating:	**Type and Btu/hr rating of burners:**

List the primary fuel type(s) and if applicable, the secondary fuel type(s). For each fuel type listed, provide the maximum hourly and annual fuel usage for each.

Describe each fuel expected to be used during the term of the permit.

Fuel Type	Max. Sulfur Content	Max. Ash Content	BTU Value

Emissions Data	***T-1111***	
Criteria Pollutants	Potential Emissions	
	PPH	TPY
Carbon Monoxide (CO)		
Nitrogen Oxides (NO_X)		
Lead (Pb)		
Particulate Matter ($PM_{2.5}$)		
Particulate Matter (PM_{10})		
Total Particulate Matter (TSP)		
Sulfur Dioxide (SO_2)		
Volatile Organic Compounds (VOC)		
Hazardous Air Pollutants	Potential Emissions	
	PPH	TPY
Regulated Pollutants other than Criteria and HAP	Potential Emissions	
	PPH	TPY

List the method(s) used to calculate the potential emissions (include dates of any stack tests conducted, versions of software used, source and dates of emission factors, etc.).

Emissions from this Emission Group are assigned to the major emitting process equipment. Emissions are calculated assuming 8760 hours of operation for most equipment. Emergency equipment emissions are based on 500 hours per year. Highest emitting products were chosen for each emission group, utilizing MON MACT standard batch requirements when appropriate. For tanks the highest throughput in the last three years was increased three times. This was the basis for the PTE. Emissions were calculated using ChemCAD, Essential EHS, Emission Master and/or other appropriate emission estimation models or calculation methodologies (USEPA's TANKS 4.0, WATER9, etc.). Methods take into account stack test results as appropriate.

Applicable Requirements ***T-1111***

List all applicable requirements for this emission unit. For each applicable requirement, include the underlying rule/regulation citation and/or construction permit with the condition number. (*Note: Title V permit condition numbers alone are not the underlying applicable requirements*). If an emission limit is calculated based on the type of source and design capacity or if a standard is based on a design parameter, this information should also be included.

Emission Limits - 4.1.1, 4.1.20, 4.1.21, 4.1.22, ; 45CSR13 Permit R13-2338 4.1.1, ; 45CSR34, ; 40CFR63 Subpart FFFF,

Opacity Limits - NA

Operational Limits - 4.1.4, 4.1.23, 4.1.24, 4.1.25, 4.1.26, ; 45CSR13 Permit R13-2338 4.1.4,; 45CSR34 , ; 40CFR63 Subpart FFFF,

X Permit Shield

For all applicable requirements listed above, provide monitoring/testing/recordkeeping/reporting which shall be used to demonstrate compliance. If the method is based on a permit or rule, include the condition number or citation. (Note: Each requirement listed above must have an associated method of demonstrating compliance. If there is not already a required method in place, then a method must be proposed.)

Emission Limits - 4.1.7, 4.5.1, 4.4.3, 4.4.4; 45CSR13 Permit R13-2338 4.1.7, 4.5.1, 4.4.4, 4.4.5;

Opacity Limits - NA;

Operational Limits - 4.5.5,4.5.3, 4.1.10, ; 45CSR13 Permit R13-2338 4.1.22,4.5.3, 4.5.5, ; 45CSR34,; 40CFR63 Subpart FFFF,

Are you in compliance with all applicable requirements for this emission unit? X Yes ___No

If no, complete the **Schedule of Compliance Form** as **ATTACHMENT F**.

ATTACHMENT E - Emission Unit Form

Emission Unit Description		*Emission Group 159*
Emission unit ID number: T-1112	**Emission unit name:** Tank	**List any control devices associated with this emission unit:** S-137

Provide a description of the emission unit (type, method of operation, design parameters, etc.):

Tank

Manufacturer:	**Model number:**	**Serial number:**
In House	NA	NA
Construction date: 1977	**Installation date:**	**Modification date(s):**

Design Capacity (examples: furnaces - tons/hr, tanks - gallons):

<20,000

Maximum Hourly Throughput:	**Maximum Annual Throughput:**	**Maximum Operating Schedule:**
See Potential Emissions estimation method		8760

Fuel Usage Data **(fill out all applicable fields)**

Does this emission unit combust fuel? ___ Yes ___X No	**If yes, is it?** ___ Indirect Fired ___ Direct Fired
Maximum design heat input and/or maximum horsepower rating:	**Type and Btu/hr rating of burners:**

List the primary fuel type(s) and if applicable, the secondary fuel type(s). For each fuel type listed, provide the maximum hourly and annual fuel usage for each.

Describe each fuel expected to be used during the term of the permit.

Fuel Type	Max. Sulfur Content	Max. Ash Content	BTU Value

Emissions Data	***T-1112***	
Criteria Pollutants	Potential Emissions	
	PPH	TPY
Carbon Monoxide (CO)		
Nitrogen Oxides (NO_X)		
Lead (Pb)		
Particulate Matter ($PM_{2.5}$)		
Particulate Matter (PM_{10})		
Total Particulate Matter (TSP)		
Sulfur Dioxide (SO_2)		
Volatile Organic Compounds (VOC)		
Hazardous Air Pollutants	Potential Emissions	
	PPH	TPY
Regulated Pollutants other than Criteria and HAP	Potential Emissions	
	PPH	TPY

List the method(s) used to calculate the potential emissions (include dates of any stack tests conducted, versions of software used, source and dates of emission factors, etc.).

Emissions from this Emission Group are assigned to the major emitting process equipment. Emissions are calculated assuming 8760 hours of operation for most equipment. Emergency equipment emissions are based on 500 hours per year. Highest emitting products were chosen for each emission group, utilizing MON MACT standard batch requirements when appropriate. For tanks the highest throughput in the last three years was increased three times. This was the basis for the PTE. Emissions were calculated using ChemCAD, Essential EHS, Emission Master and/or other appropriate emission estimation models or calculation methodologies (USEPA's TANKS 4.0, WATER9, etc.). Methods take into account stack test results as appropriate.

Applicable Requirements ***T-1112***

List all applicable requirements for this emission unit. For each applicable requirement, include the underlying rule/regulation citation and/or construction permit with the condition number. (*Note: Title V permit condition numbers alone are not the underlying applicable requirements*). If an emission limit is calculated based on the type of source and design capacity or if a standard is based on a design parameter, this information should also be included.

Emission Limits - 4.1.1, 4.1.20, 4.1.21, 4.1.22, ; 45CSR13 Permit R13-2338 4.1.1, ; 45CSR34, ; 40CFR63 Subpart FFFF,

Opacity Limits - NA

Operational Limits - 4.1.4, 4.1.23, 4.1.24, 4.1.25, 4.1.26, ; 45CSR13 Permit R13-2338 4.1.4,; 45CSR34 , ; 40CFR63 Subpart FFFF,

X Permit Shield

For all applicable requirements listed above, provide monitoring/testing/recordkeeping/reporting which shall be used to demonstrate compliance. If the method is based on a permit or rule, include the condition number or citation. (Note: Each requirement listed above must have an associated method of demonstrating compliance. If there is not already a required method in place, then a method must be proposed.)

Emission Limits - 4.1.7, 4.5.1, 4.4.3, 4.4.4; 45CSR13 Permit R13-2338 4.1.7, 4.5.1, 4.4.4, 4.4.5;

Opacity Limits - NA;

Operational Limits - 4.5.5,4.5.3, 4.1.10, ; 45CSR13 Permit R13-2338 4.1.22,4.5.3, 4.5.5, ; 45CSR34,; 40CFR63 Subpart FFFF,

Are you in compliance with all applicable requirements for this emission unit? X Yes ___No

If no, complete the **Schedule of Compliance Form** as **ATTACHMENT F**.

ATTACHMENT E - Emission Unit Form

Emission Unit Description		*Emission Group 159*
Emission unit ID number: T-1138	**Emission unit name:** Tank	**List any control devices associated with this emission unit:** S-137

Provide a description of the emission unit (type, method of operation, design parameters, etc.):

Tank

Manufacturer:	**Model number:**	**Serial number:**
In House	NA	NA
Construction date: 1977	**Installation date:**	**Modification date(s):**

Design Capacity (examples: furnaces - tons/hr, tanks - gallons):

<20,000

Maximum Hourly Throughput:	**Maximum Annual Throughput:**	**Maximum Operating Schedule:**
See Potential Emissions estimation method		8760

Fuel Usage Data **(fill out all applicable fields)**

Does this emission unit combust fuel? ___ Yes ___X No	**If yes, is it?** ___ Indirect Fired ___ Direct Fired
Maximum design heat input and/or maximum horsepower rating:	**Type and Btu/hr rating of burners:**

List the primary fuel type(s) and if applicable, the secondary fuel type(s). For each fuel type listed, provide the maximum hourly and annual fuel usage for each.

Describe each fuel expected to be used during the term of the permit.

Fuel Type	Max. Sulfur Content	Max. Ash Content	BTU Value

Emissions Data	***T-1138***	
Criteria Pollutants	Potential Emissions	
	PPH	TPY
Carbon Monoxide (CO)		
Nitrogen Oxides (NO_X)		
Lead (Pb)		
Particulate Matter ($PM_{2.5}$)		
Particulate Matter (PM_{10})		
Total Particulate Matter (TSP)		
Sulfur Dioxide (SO_2)		
Volatile Organic Compounds (VOC)		
Hazardous Air Pollutants	Potential Emissions	
	PPH	TPY
Regulated Pollutants other than Criteria and HAP	Potential Emissions	
	PPH	TPY

List the method(s) used to calculate the potential emissions (include dates of any stack tests conducted, versions of software used, source and dates of emission factors, etc.).

Emissions from this Emission Group are assigned to the major emitting process equipment. Emissions are calculated assuming 8760 hours of operation for most equipment. Emergency equipment emissions are based on 500 hours per year. Highest emitting products were chosen for each emission group, utilizing MON MACT standard batch requirements when appropriate. For tanks the highest throughput in the last three years was increased three times. This was the basis for the PTE. Emissions were calculated using ChemCAD, Essential EHS, Emission Master and/or other appropriate emission estimation models or calculation methodologies (USEPA's TANKS 4.0, WATER9, etc.). Methods take into account stack test results as appropriate.

Applicable Requirements ***T-1138***

List all applicable requirements for this emission unit. For each applicable requirement, include the underlying rule/regulation citation and/or construction permit with the condition number. (*Note: Title V permit condition numbers alone are not the underlying applicable requirements*). If an emission limit is calculated based on the type of source and design capacity or if a standard is based on a design parameter, this information should also be included.

Emission Limits - 4.1.1, 4.1.20, 4.1.21, 4.1.22, ; 45CSR13 Permit R13-2338 4.1.1, ; 45CSR34, ; 40CFR63 Subpart FFFF,

Opacity Limits - NA

Operational Limits - 4.1.4, 4.1.23, 4.1.24, 4.1.25, 4.1.26, ; 45CSR13 Permit R13-2338 4.1.4,; 45CSR34 , ; 40CFR63 Subpart FFFF,

X Permit Shield

For all applicable requirements listed above, provide monitoring/testing/recordkeeping/reporting which shall be used to demonstrate compliance. If the method is based on a permit or rule, include the condition number or citation. (Note: Each requirement listed above must have an associated method of demonstrating compliance. If there is not already a required method in place, then a method must be proposed.)

Emission Limits - 4.1.7, 4.5.1, 4.4.3, 4.4.4; 45CSR13 Permit R13-2338 4.1.7, 4.5.1, 4.4.4, 4.4.5;

Opacity Limits - NA;

Operational Limits - 4.5.5,4.5.3, 4.1.10, ; 45CSR13 Permit R13-2338 4.1.22,4.5.3, 4.5.5, ; 45CSR34,; 40CFR63 Subpart FFFF,

Are you in compliance with all applicable requirements for this emission unit? X Yes ___No

If no, complete the **Schedule of Compliance Form** as **ATTACHMENT F**.

ATTACHMENT E - Emission Unit Form

Emission Unit Description		*Emission Group 159*
Emission unit ID number: T-1139	**Emission unit name:** Tank	**List any control devices associated with this emission unit:** S-137

Provide a description of the emission unit (type, method of operation, design parameters, etc.):

Tank

Manufacturer:	**Model number:**	**Serial number:**
In House	NA	NA
Construction date: 1976	**Installation date:**	**Modification date(s):**

Design Capacity (examples: furnaces - tons/hr, tanks - gallons):

<20,000

Maximum Hourly Throughput:	**Maximum Annual Throughput:**	**Maximum Operating Schedule:**
See Potential Emissions estimation method		8760

Fuel Usage Data **(fill out all applicable fields)**

Does this emission unit combust fuel? ___ Yes ___X No	**If yes, is it?** ___ Indirect Fired ___ Direct Fired
Maximum design heat input and/or maximum horsepower rating:	**Type and Btu/hr rating of burners:**

List the primary fuel type(s) and if applicable, the secondary fuel type(s). For each fuel type listed, provide the maximum hourly and annual fuel usage for each.

Describe each fuel expected to be used during the term of the permit.

Fuel Type	Max. Sulfur Content	Max. Ash Content	BTU Value

Emissions Data ***T-1139***

Criteria Pollutants	Potential Emissions	
	PPH	TPY
Carbon Monoxide (CO)		
Nitrogen Oxides (NO_X)		
Lead (Pb)		
Particulate Matter ($PM_{2.5}$)		
Particulate Matter (PM_{10})		
Total Particulate Matter (TSP)		
Sulfur Dioxide (SO_2)		
Volatile Organic Compounds (VOC)		

Hazardous Air Pollutants	Potential Emissions	
	PPH	TPY

Regulated Pollutants other than Criteria and HAP	Potential Emissions	
	PPH	TPY

List the method(s) used to calculate the potential emissions (include dates of any stack tests conducted, versions of software used, source and dates of emission factors, etc.).

Emissions from this Emission Group are assigned to the major emitting process equipment. Emissions are calculated assuming 8760 hours of operation for most equipment. Emergency equipment emissions are based on 500 hours per year. Highest emitting products were chosen for each emission group, utilizing MON MACT standard batch requirements when appropriate. For tanks the highest throughput in the last three years was increased three times. This was the basis for the PTE. Emissions were calculated using ChemCAD, Essential EHS, Emission Master and/or other appropriate emission estimation models or calculation methodologies (USEPA's TANKS 4.0, WATER9, etc.). Methods take into account stack test results as appropriate.

Applicable Requirements ***T-1139***

List all applicable requirements for this emission unit. For each applicable requirement, include the underlying rule/regulation citation and/or construction permit with the condition number. (*Note: Title V permit condition numbers alone are not the underlying applicable requirements*). If an emission limit is calculated based on the type of source and design capacity or if a standard is based on a design parameter, this information should also be included.

Emission Limits - 4.1.1, 4.1.20, 4.1.21, 4.1.22, ; 45CSR13 Permit R13-2338 4.1.1, ; 45CSR34, ; 40CFR63 Subpart FFFF,

Opacity Limits - NA

Operational Limits - 4.1.4, 4.1.23, 4.1.24, 4.1.25, 4.1.26, ; 45CSR13 Permit R13-2338 4.1.4,; 45CSR34 , ; 40CFR63 Subpart FFFF,

X Permit Shield

For all applicable requirements listed above, provide monitoring/testing/recordkeeping/reporting which shall be used to demonstrate compliance. If the method is based on a permit or rule, include the condition number or citation. (Note: Each requirement listed above must have an associated method of demonstrating compliance. If there is not already a required method in place, then a method must be proposed.)

Emission Limits - 4.1.7, 4.5.1, 4.4.3, 4.4.4; 45CSR13 Permit R13-2338 4.1.7, 4.5.1, 4.4.4, 4.4.5;

Opacity Limits - NA;

Operational Limits - 4.5.5,4.5.3, 4.1.10, ; 45CSR13 Permit R13-2338 4.1.22,4.5.3, 4.5.5, ; 45CSR34,; 40CFR63 Subpart FFFF,

Are you in compliance with all applicable requirements for this emission unit? X Yes ___No

If no, complete the **Schedule of Compliance Form** as **ATTACHMENT F**.

ATTACHMENT E - Emission Unit Form

Emission Unit Description		*Emission Group 201*
Emission unit ID number: C-177	**Emission unit name:** Vacuum Jet	**List any control devices associated with this emission unit:** C-196

Provide a description of the emission unit (type, method of operation, design parameters, etc.):

Vacuum Jet

Manufacturer:	**Model number:**	**Serial number:**
In House	NA	NA
Construction date:	**Installation date:**	**Modification date(s):**

Design Capacity (examples: furnaces - tons/hr, tanks - gallons):

Maximum Hourly Throughput:	**Maximum Annual Throughput:**	**Maximum Operating Schedule:**
See Potential Emissions estimation method		8760

Fuel Usage Data **(fill out all applicable fields)**

Does this emission unit combust fuel? ___ Yes ___X No	**If yes, is it?** ___ Indirect Fired ___ Direct Fired
Maximum design heat input and/or maximum horsepower rating:	**Type and Btu/hr rating of burners:**

List the primary fuel type(s) and if applicable, the secondary fuel type(s). For each fuel type listed, provide the maximum hourly and annual fuel usage for each.

Describe each fuel expected to be used during the term of the permit.

Fuel Type	Max. Sulfur Content	Max. Ash Content	BTU Value

Emissions Data ***C-177***

Criteria Pollutants	Potential Emissions	
	PPH	TPY
Carbon Monoxide (CO)		
Nitrogen Oxides (NO_X)		
Lead (Pb)		
Particulate Matter ($PM_{2.5}$)		
Particulate Matter (PM_{10})		
Total Particulate Matter (TSP)		
Sulfur Dioxide (SO_2)		
Volatile Organic Compounds (VOC)		

Hazardous Air Pollutants	Potential Emissions	
	PPH	TPY

Regulated Pollutants other than Criteria and HAP	Potential Emissions	
	PPH	TPY

List the method(s) used to calculate the potential emissions (include dates of any stack tests conducted, versions of software used, source and dates of emission factors, etc.).

Emissions from this Emission Group are assigned to the major emitting process equipment. Emissions are calculated assuming 8760 hours of operation for most equipment. Emergency equipment emissions are based on 500 hours per year. Highest emitting products were chosen for each emission group, utilizing MON MACT standard batch requirements when appropriate. For tanks the highest throughput in the last three years was increased three times. This was the basis for the PTE. Emissions were calculated using ChemCAD, Essential EHS, Emission Master and/or other appropriate emission estimation models or calculation methodologies (USEPA's TANKS 4.0, WATER9, etc.). Methods take into account stack test results as appropriate.

Applicable Requirements ***C-177***

List all applicable requirements for this emission unit. For each applicable requirement, include the underlying rule/regulation citation and/or construction permit with the condition number. (*Note: Title V permit condition numbers alone are not the underlying applicable requirements*). If an emission limit is calculated based on the type of source and design capacity or if a standard is based on a design parameter, this information should also be included.

Emission Limits - 5.1.9, 5.1.10, 5.1.11, ; ; 45CSR34, ; 40CFR63 Subpart FFFF,

Opacity Limits - NA

Operational Limits - 5.1.12, ; ; 45CSR34, ; 40CFR63 Subpart FFFF,

X Permit Shield

For all applicable requirements listed above, provide monitoring/testing/recordkeeping/reporting which shall be used to demonstrate compliance. If the method is based on a permit or rule, include the condition number or citation. (Note: Each requirement listed above must have an associated method of demonstrating compliance. If there is not already a required method in place, then a method must be proposed.)

Emission Limits - NA, ;

Opacity Limits - NA;

Operational Limits - 5.2.6, ; ; 45CSR34,; 40CFR63.2465,

Are you in compliance with all applicable requirements for this emission unit? X Yes ___No

If no, complete the **Schedule of Compliance Form** as **ATTACHMENT F**.

ATTACHMENT E - Emission Unit Form

Emission Unit Description		*Emission Group 201*
Emission unit ID number: C-514	**Emission unit name:** Fan	**List any control devices associated with this emission unit:** NONE
Provide a description of the emission unit (type, method of operation, design parameters, etc.): Fan		
Manufacturer: In House	**Model number:** NA	**Serial number:** NA
Construction date:	**Installation date:**	**Modification date(s):**
Design Capacity (examples: furnaces - tons/hr, tanks - gallons):		
Maximum Hourly Throughput: See Potential Emissions estimation method	**Maximum Annual Throughput:**	**Maximum Operating Schedule:** 8760
Fuel Usage Data **(fill out all applicable fields)**		
Does this emission unit combust fuel? ___ Yes ___X No		**If yes, is it?** ___ Indirect Fired ___ Direct Fired
Maximum design heat input and/or maximum horsepower rating:		**Type and Btu/hr rating of burners:**
List the primary fuel type(s) and if applicable, the secondary fuel type(s). For each fuel type listed, provide the maximum hourly and annual fuel usage for each.		

Describe each fuel expected to be used during the term of the permit.

Fuel Type	Max. Sulfur Content	Max. Ash Content	BTU Value

Emissions Data ***C-514***

Criteria Pollutants	Potential Emissions	
	PPH	TPY
Carbon Monoxide (CO)		
Nitrogen Oxides (NO_X)		
Lead (Pb)		
Particulate Matter ($PM_{2.5}$)		
Particulate Matter (PM_{10})		
Total Particulate Matter (TSP)		
Sulfur Dioxide (SO_2)		
Volatile Organic Compounds (VOC)		

Hazardous Air Pollutants	Potential Emissions	
	PPH	TPY

Regulated Pollutants other than Criteria and HAP	Potential Emissions	
	PPH	TPY

List the method(s) used to calculate the potential emissions (include dates of any stack tests conducted, versions of software used, source and dates of emission factors, etc.).

Emissions from this Emission Group are assigned to the major emitting process equipment. Emissions are calculated assuming 8760 hours of operation for most equipment. Emergency equipment emissions are based on 500 hours per year. Highest emitting products were chosen for each emission group, utilizing MON MACT standard batch requirements when appropriate. For tanks the highest throughput in the last three years was increased three times. This was the basis for the PTE. Emissions were calculated using ChemCAD, Essential EHS, Emission Master and/or other appropriate emission estimation models or calculation methodologies (USEPA's TANKS 4.0, WATER9, etc.). Methods take into account stack test results as appropriate.

Applicable Requirements ***C-514***

List all applicable requirements for this emission unit. For each applicable requirement, include the underlying rule/regulation citation and/or construction permit with the condition number. (*Note: Title V permit condition numbers alone are not the underlying applicable requirements*). If an emission limit is calculated based on the type of source and design capacity or if a standard is based on a design parameter, this information should also be included.

Emission Limits - 5.1.9, 5.1.10, 5.1.11, ; ; 45CSR34, ; 40CFR63 Subpart FFFF,

Opacity Limits - NA

Operational Limits - 5.1.12, ; ; 45CSR34, ; 40CFR63 Subpart FFFF,

X Permit Shield

For all applicable requirements listed above, provide monitoring/testing/recordkeeping/reporting which shall be used to demonstrate compliance. If the method is based on a permit or rule, include the condition number or citation. (Note: Each requirement listed above must have an associated method of demonstrating compliance. If there is not already a required method in place, then a method must be proposed.)

Emission Limits - NA, ;

Opacity Limits - NA;

Operational Limits - 5.2.6, ; ; 45CSR34,; 40CFR63.2465,

Are you in compliance with all applicable requirements for this emission unit? X Yes ___No

If no, complete the **Schedule of Compliance Form** as **ATTACHMENT F**.

ATTACHMENT E - Emission Unit Form

Emission Unit Description		*Emission Group 201*
Emission unit ID number: F-295	**Emission unit name:** Vertical Filter	**List any control devices associated with this emission unit:** S-240

Provide a description of the emission unit (type, method of operation, design parameters, etc.):

Vertical Filter

Manufacturer:	**Model number:**	**Serial number:**
In House	NA	NA
Construction date:	**Installation date:**	**Modification date(s):**

Design Capacity (examples: furnaces - tons/hr, tanks - gallons):

Maximum Hourly Throughput:	**Maximum Annual Throughput:**	**Maximum Operating Schedule:**
See Potential Emissions estimation method		8760

Fuel Usage Data **(fill out all applicable fields)**

Does this emission unit combust fuel? ___ Yes ___X No	**If yes, is it?** ___ Indirect Fired ___ Direct Fired
Maximum design heat input and/or maximum horsepower rating:	**Type and Btu/hr rating of burners:**

List the primary fuel type(s) and if applicable, the secondary fuel type(s). For each fuel type listed, provide the maximum hourly and annual fuel usage for each.

Describe each fuel expected to be used during the term of the permit.

Fuel Type	Max. Sulfur Content	Max. Ash Content	BTU Value

Emissions Data ***F-295***

Criteria Pollutants	Potential Emissions	
	PPH	TPY
Carbon Monoxide (CO)		
Nitrogen Oxides (NO_X)		
Lead (Pb)		
Particulate Matter ($PM_{2.5}$)		
Particulate Matter (PM_{10})		
Total Particulate Matter (TSP)		
Sulfur Dioxide (SO_2)		
Volatile Organic Compounds (VOC)		

Hazardous Air Pollutants	Potential Emissions	
	PPH	TPY

Regulated Pollutants other than Criteria and HAP	Potential Emissions	
	PPH	TPY

List the method(s) used to calculate the potential emissions (include dates of any stack tests conducted, versions of software used, source and dates of emission factors, etc.).

Emissions from this Emission Group are assigned to the major emitting process equipment. Emissions are calculated assuming 8760 hours of operation for most equipment. Emergency equipment emissions are based on 500 hours per year. Highest emitting products were chosen for each emission group, utilizing MON MACT standard batch requirements when appropriate. For tanks the highest throughput in the last three years was increased three times. This was the basis for the PTE. Emissions were calculated using ChemCAD, Essential EHS, Emission Master and/or other appropriate emission estimation models or calculation methodologies (USEPA's TANKS 4.0, WATER9, etc.). Methods take into account stack test results as appropriate.

Applicable Requirements ***F-295***

List all applicable requirements for this emission unit. For each applicable requirement, include the underlying rule/regulation citation and/or construction permit with the condition number. (*Note: Title V permit condition numbers alone are not the underlying applicable requirements*). If an emission limit is calculated based on the type of source and design capacity or if a standard is based on a design parameter, this information should also be included.

Emission Limits - 5.1.9, 5.1.10, 5.1.11, ; ; 45CSR34, ; 40CFR63 Subpart FFFF,

Opacity Limits - NA

Operational Limits - 5.1.12, ; ; 45CSR34, ; 40CFR63 Subpart FFFF,

X Permit Shield

For all applicable requirements listed above, provide monitoring/testing/recordkeeping/reporting which shall be used to demonstrate compliance. If the method is based on a permit or rule, include the condition number or citation. (Note: Each requirement listed above must have an associated method of demonstrating compliance. If there is not already a required method in place, then a method must be proposed.)

Emission Limits - NA, ;

Opacity Limits - NA;

Operational Limits - 5.2.6, ; ; 45CSR34,; 40CFR63.2465,

Are you in compliance with all applicable requirements for this emission unit? X Yes ___No

If no, complete the **Schedule of Compliance Form** as **ATTACHMENT F**.

ATTACHMENT E - Emission Unit Form

Emission Unit Description		*Emission Group 201*
Emission unit ID number: H-415	**Emission unit name:** Condenser	**List any control devices associated with this emission unit:** C-196

Provide a description of the emission unit (type, method of operation, design parameters, etc.):

Condenser

Manufacturer:	**Model number:**	**Serial number:**
In House	NA	NA
Construction date:	**Installation date:**	**Modification date(s):**

Design Capacity (examples: furnaces - tons/hr, tanks - gallons):

Maximum Hourly Throughput:	**Maximum Annual Throughput:**	**Maximum Operating Schedule:**
See Potential Emissions estimation method		8760

Fuel Usage Data **(fill out all applicable fields)**

Does this emission unit combust fuel? ___ Yes ___X No	**If yes, is it?** ___ Indirect Fired ___ Direct Fired
Maximum design heat input and/or maximum horsepower rating:	**Type and Btu/hr rating of burners:**

List the primary fuel type(s) and if applicable, the secondary fuel type(s). For each fuel type listed, provide the maximum hourly and annual fuel usage for each.

Describe each fuel expected to be used during the term of the permit.

Fuel Type	Max. Sulfur Content	Max. Ash Content	BTU Value

Emissions Data ***H-415***

Criteria Pollutants	Potential Emissions	
	PPH	TPY
Carbon Monoxide (CO)		
Nitrogen Oxides (NO_X)		
Lead (Pb)		
Particulate Matter ($PM_{2.5}$)		
Particulate Matter (PM_{10})		
Total Particulate Matter (TSP)		
Sulfur Dioxide (SO_2)		
Volatile Organic Compounds (VOC)		

Hazardous Air Pollutants	Potential Emissions	
	PPH	TPY

Regulated Pollutants other than Criteria and HAP	Potential Emissions	
	PPH	TPY

List the method(s) used to calculate the potential emissions (include dates of any stack tests conducted, versions of software used, source and dates of emission factors, etc.).

Emissions from this Emission Group are assigned to the major emitting process equipment. Emissions are calculated assuming 8760 hours of operation for most equipment. Emergency equipment emissions are based on 500 hours per year. Highest emitting products were chosen for each emission group, utilizing MON MACT standard batch requirements when appropriate. For tanks the highest throughput in the last three years was increased three times. This was the basis for the PTE. Emissions were calculated using ChemCAD, Essential EHS, Emission Master and/or other appropriate emission estimation models or calculation methodologies (USEPA's TANKS 4.0, WATER9, etc.). Methods take into account stack test results as appropriate.

Applicable Requirements ***H-415***

List all applicable requirements for this emission unit. For each applicable requirement, include the underlying rule/regulation citation and/or construction permit with the condition number. (*Note: Title V permit condition numbers alone are not the underlying applicable requirements*). If an emission limit is calculated based on the type of source and design capacity or if a standard is based on a design parameter, this information should also be included.

Emission Limits - 5.1.9, 5.1.10, 5.1.11, ; ; 45CSR34, ; 40CFR63 Subpart FFFF,

Opacity Limits - NA

Operational Limits - 5.1.12, ; ; 45CSR34, ; 40CFR63 Subpart FFFF,

X Permit Shield

For all applicable requirements listed above, provide monitoring/testing/recordkeeping/reporting which shall be used to demonstrate compliance. If the method is based on a permit or rule, include the condition number or citation. (Note: Each requirement listed above must have an associated method of demonstrating compliance. If there is not already a required method in place, then a method must be proposed.)

Emission Limits - NA, ;

Opacity Limits - NA;

Operational Limits - 5.2.6, ; ; 45CSR34,; 40CFR63.2465,

Are you in compliance with all applicable requirements for this emission unit? X Yes ___No

If no, complete the **Schedule of Compliance Form** as **ATTACHMENT F**.

ATTACHMENT E - Emission Unit Form

Emission Unit Description		*Emission Group 201*
Emission unit ID number: K-1	**Emission unit name:** Kettle	**List any control devices associated with this emission unit:** C-196

Provide a description of the emission unit (type, method of operation, design parameters, etc.):

Kettle

Manufacturer:	**Model number:**	**Serial number:**
In House	NA	NA
Construction date:	**Installation date:**	**Modification date(s):**

Design Capacity (examples: furnaces - tons/hr, tanks - gallons):

Maximum Hourly Throughput:	**Maximum Annual Throughput:**	**Maximum Operating Schedule:**
See Potential Emissions estimation method		8760

Fuel Usage Data **(fill out all applicable fields)**

Does this emission unit combust fuel? ___ Yes ___X No	**If yes, is it?** ___ Indirect Fired ___ Direct Fired
Maximum design heat input and/or maximum horsepower rating:	**Type and Btu/hr rating of burners:**

List the primary fuel type(s) and if applicable, the secondary fuel type(s). For each fuel type listed, provide the maximum hourly and annual fuel usage for each.

Describe each fuel expected to be used during the term of the permit.

Fuel Type	Max. Sulfur Content	Max. Ash Content	BTU Value

Emissions Data ***K-1***

Criteria Pollutants	Potential Emissions	
	PPH	TPY
Carbon Monoxide (CO)		
Nitrogen Oxides (NO_X)		
Lead (Pb)		
Particulate Matter ($PM_{2.5}$)		
Particulate Matter (PM_{10})		
Total Particulate Matter (TSP)		
Sulfur Dioxide (SO_2)		
Volatile Organic Compounds (VOC)	1.62	7.10

Hazardous Air Pollutants	Potential Emissions	
	PPH	TPY

Regulated Pollutants other than Criteria and HAP	Potential Emissions	
	PPH	TPY

List the method(s) used to calculate the potential emissions (include dates of any stack tests conducted, versions of software used, source and dates of emission factors, etc.).

Emissions from this Emission Group are assigned to the major emitting process equipment. Emissions are calculated assuming 8760 hours of operation for most equipment. Emergency equipment emissions are based on 500 hours per year. Highest emitting products were chosen for each emission group, utilizing MON MACT standard batch requirements when appropriate. For tanks the highest throughput in the last three years was increased three times. This was the basis for the PTE. Emissions were calculated using ChemCAD, Essential EHS, Emission Master and/or other appropriate emission estimation models or calculation methodologies (USEPA's TANKS 4.0, WATER9, etc.). Methods take into account stack test results as appropriate.

Applicable Requirements ***K-1***

List all applicable requirements for this emission unit. For each applicable requirement, include the underlying rule/regulation citation and/or construction permit with the condition number. (*Note: Title V permit condition numbers alone are not the underlying applicable requirements*). If an emission limit is calculated based on the type of source and design capacity or if a standard is based on a design parameter, this information should also be included.

Emission Limits - 5.1.9, 5.1.10, 5.1.11, ; ; 45CSR34, ; 40CFR63 Subpart FFFF,

Opacity Limits - NA

Operational Limits - 5.1.12, ; ; 45CSR34, ; 40CFR63 Subpart FFFF,

X Permit Shield

For all applicable requirements listed above, provide monitoring/testing/recordkeeping/reporting which shall be used to demonstrate compliance. If the method is based on a permit or rule, include the condition number or citation. (Note: Each requirement listed above must have an associated method of demonstrating compliance. If there is not already a required method in place, then a method must be proposed.)

Emission Limits - NA, ;

Opacity Limits - NA;

Operational Limits - 5.2.6, ; ; 45CSR34,; 40CFR63.2465,

Are you in compliance with all applicable requirements for this emission unit? X Yes ___No

If no, complete the **Schedule of Compliance Form** as **ATTACHMENT F**.

ATTACHMENT E - Emission Unit Form

Emission Unit Description		*Emission Group 201*
Emission unit ID number: S-166	**Emission unit name:** Distillation Column	**List any control devices associated with this emission unit:** C-196

Provide a description of the emission unit (type, method of operation, design parameters, etc.):

Distillation Column

Manufacturer:	**Model number:**	**Serial number:**
In House	NA	NA
Construction date:	**Installation date:**	**Modification date(s):**

Design Capacity (examples: furnaces - tons/hr, tanks - gallons):

Maximum Hourly Throughput:	**Maximum Annual Throughput:**	**Maximum Operating Schedule:**
See Potential Emissions estimation method		8760

Fuel Usage Data **(fill out all applicable fields)**

Does this emission unit combust fuel? ___ Yes ___X No	**If yes, is it?** ___ Indirect Fired ___ Direct Fired
Maximum design heat input and/or maximum horsepower rating:	**Type and Btu/hr rating of burners:**

List the primary fuel type(s) and if applicable, the secondary fuel type(s). For each fuel type listed, provide the maximum hourly and annual fuel usage for each.

Describe each fuel expected to be used during the term of the permit.

Fuel Type	Max. Sulfur Content	Max. Ash Content	BTU Value

Emissions Data	***S-166***	
Criteria Pollutants	Potential Emissions	
	PPH	TPY
Carbon Monoxide (CO)		
Nitrogen Oxides (NO_X)		
Lead (Pb)		
Particulate Matter ($PM_{2.5}$)		
Particulate Matter (PM_{10})		
Total Particulate Matter (TSP)		
Sulfur Dioxide (SO_2)		
Volatile Organic Compounds (VOC)		
Hazardous Air Pollutants	Potential Emissions	
	PPH	TPY
Regulated Pollutants other than Criteria and HAP	Potential Emissions	
	PPH	TPY

List the method(s) used to calculate the potential emissions (include dates of any stack tests conducted, versions of software used, source and dates of emission factors, etc.).

Emissions from this Emission Group are assigned to the major emitting process equipment. Emissions are calculated assuming 8760 hours of operation for most equipment. Emergency equipment emissions are based on 500 hours per year. Highest emitting products were chosen for each emission group, utilizing MON MACT standard batch requirements when appropriate. For tanks the highest throughput in the last three years was increased three times. This was the basis for the PTE. Emissions were calculated using ChemCAD, Essential EHS, Emission Master and/or other appropriate emission estimation models or calculation methodologies (USEPA's TANKS 4.0, WATER9, etc.). Methods take into account stack test results as appropriate.

Applicable Requirements ***S-166***

List all applicable requirements for this emission unit. For each applicable requirement, include the underlying rule/regulation citation and/or construction permit with the condition number. (*Note: Title V permit condition numbers alone are not the underlying applicable requirements*). If an emission limit is calculated based on the type of source and design capacity or if a standard is based on a design parameter, this information should also be included.

Emission Limits - 5.1.9, 5.1.10, 5.1.11, ; ; 45CSR34, ; 40CFR63 Subpart FFFF,

Opacity Limits - NA

Operational Limits - 5.1.12, ; ; 45CSR34, ; 40CFR63 Subpart FFFF,

X Permit Shield

For all applicable requirements listed above, provide monitoring/testing/recordkeeping/reporting which shall be used to demonstrate compliance. If the method is based on a permit or rule, include the condition number or citation. (Note: Each requirement listed above must have an associated method of demonstrating compliance. If there is not already a required method in place, then a method must be proposed.)

Emission Limits - NA, ;

Opacity Limits - NA;

Operational Limits - 5.2.6, ; ; 45CSR34,; 40CFR63.2465,

Are you in compliance with all applicable requirements for this emission unit? X Yes ___No

If no, complete the **Schedule of Compliance Form** as **ATTACHMENT F**.

ATTACHMENT E - Emission Unit Form

Emission Unit Description		*Emission Group 201*
Emission unit ID number: T-202	**Emission unit name:** Tank	**List any control devices associated with this emission unit:** NONE

Provide a description of the emission unit (type, method of operation, design parameters, etc.):

Tank

Manufacturer: In House	**Model number:** NA	**Serial number:** NA
Construction date: 1954	**Installation date:**	**Modification date(s):**

Design Capacity (examples: furnaces - tons/hr, tanks - gallons):

<20,000

Maximum Hourly Throughput: See Potential Emissions estimation method	**Maximum Annual Throughput:**	**Maximum Operating Schedule:** 8760

Fuel Usage Data **(fill out all applicable fields)**

Does this emission unit combust fuel? ___ Yes ___X No	**If yes, is it?** ___ Indirect Fired ___ Direct Fired
Maximum design heat input and/or maximum horsepower rating:	**Type and Btu/hr rating of burners:**

List the primary fuel type(s) and if applicable, the secondary fuel type(s). For each fuel type listed, provide the maximum hourly and annual fuel usage for each.

Describe each fuel expected to be used during the term of the permit.

Fuel Type	Max. Sulfur Content	Max. Ash Content	BTU Value

Emissions Data	***T-202***	
Criteria Pollutants	Potential Emissions	
	PPH	TPY
Carbon Monoxide (CO)		
Nitrogen Oxides (NO_X)		
Lead (Pb)		
Particulate Matter ($PM_{2.5}$)		
Particulate Matter (PM_{10})		
Total Particulate Matter (TSP)		
Sulfur Dioxide (SO_2)		
Volatile Organic Compounds (VOC)		
Hazardous Air Pollutants	Potential Emissions	
	PPH	TPY
Regulated Pollutants other than Criteria and HAP	Potential Emissions	
	PPH	TPY

List the method(s) used to calculate the potential emissions (include dates of any stack tests conducted, versions of software used, source and dates of emission factors, etc.).

Emissions from this Emission Group are assigned to the major emitting process equipment. Emissions are calculated assuming 8760 hours of operation for most equipment. Emergency equipment emissions are based on 500 hours per year. Highest emitting products were chosen for each emission group, utilizing MON MACT standard batch requirements when appropriate. For tanks the highest throughput in the last three years was increased three times. This was the basis for the PTE. Emissions were calculated using ChemCAD, Essential EHS, Emission Master and/or other appropriate emission estimation models or calculation methodologies (USEPA's TANKS 4.0, WATER9, etc.). Methods take into account stack test results as appropriate.

Applicable Requirements ***T-202***

List all applicable requirements for this emission unit. For each applicable requirement, include the underlying rule/regulation citation and/or construction permit with the condition number. (*Note: Title V permit condition numbers alone are not the underlying applicable requirements*). If an emission limit is calculated based on the type of source and design capacity or if a standard is based on a design parameter, this information should also be included.

Emission Limits - 5.1.9, 5.1.10, 5.1.11, ; ; 45CSR34, ; 40CFR63 Subpart FFFF,

Opacity Limits - NA

Operational Limits - 5.1.12, ; ; 45CSR34, ; 40CFR63 Subpart FFFF,

X Permit Shield

For all applicable requirements listed above, provide monitoring/testing/recordkeeping/reporting which shall be used to demonstrate compliance. If the method is based on a permit or rule, include the condition number or citation. (Note: Each requirement listed above must have an associated method of demonstrating compliance. If there is not already a required method in place, then a method must be proposed.)

Emission Limits - NA, ;

Opacity Limits - NA;

Operational Limits - 5.2.6, ; ; 45CSR34,; 40CFR63.2465,

Are you in compliance with all applicable requirements for this emission unit? X Yes ___No

If no, complete the **Schedule of Compliance Form** as **ATTACHMENT F**.

ATTACHMENT E - Emission Unit Form

Emission Unit Description		*Emission Group 201*
Emission unit ID number: T-205	**Emission unit name:** Tank	**List any control devices associated with this emission unit:** C-405

Provide a description of the emission unit (type, method of operation, design parameters, etc.):

Tank

Manufacturer:	**Model number:**	**Serial number:**
In House	NA	NA
Construction date: 1954	**Installation date:**	**Modification date(s):**

Design Capacity (examples: furnaces - tons/hr, tanks - gallons):

<20,000

Maximum Hourly Throughput:	**Maximum Annual Throughput:**	**Maximum Operating Schedule:**
See Potential Emissions estimation method		8760

Fuel Usage Data **(fill out all applicable fields)**

Does this emission unit combust fuel? ___ Yes ___X No	**If yes, is it?** ___ Indirect Fired ___ Direct Fired
Maximum design heat input and/or maximum horsepower rating:	**Type and Btu/hr rating of burners:**

List the primary fuel type(s) and if applicable, the secondary fuel type(s). For each fuel type listed, provide the maximum hourly and annual fuel usage for each.

Describe each fuel expected to be used during the term of the permit.

Fuel Type	Max. Sulfur Content	Max. Ash Content	BTU Value

Emissions Data	***T-205***	
Criteria Pollutants	Potential Emissions	
	PPH	TPY
Carbon Monoxide (CO)		
Nitrogen Oxides (NO_X)		
Lead (Pb)		
Particulate Matter ($PM_{2.5}$)		
Particulate Matter (PM_{10})		
Total Particulate Matter (TSP)		
Sulfur Dioxide (SO_2)		
Volatile Organic Compounds (VOC)		
Hazardous Air Pollutants	Potential Emissions	
	PPH	TPY
Regulated Pollutants other than Criteria and HAP	Potential Emissions	
	PPH	TPY

List the method(s) used to calculate the potential emissions (include dates of any stack tests conducted, versions of software used, source and dates of emission factors, etc.).

Emissions from this Emission Group are assigned to the major emitting process equipment. Emissions are calculated assuming 8760 hours of operation for most equipment. Emergency equipment emissions are based on 500 hours per year. Highest emitting products were chosen for each emission group, utilizing MON MACT standard batch requirements when appropriate. For tanks the highest throughput in the last three years was increased three times. This was the basis for the PTE. Emissions were calculated using ChemCAD, Essential EHS, Emission Master and/or other appropriate emission estimation models or calculation methodologies (USEPA's TANKS 4.0, WATER9, etc.). Methods take into account stack test results as appropriate.

Applicable Requirements ***T-205***

List all applicable requirements for this emission unit. For each applicable requirement, include the underlying rule/regulation citation and/or construction permit with the condition number. (*Note: Title V permit condition numbers alone are not the underlying applicable requirements*). If an emission limit is calculated based on the type of source and design capacity or if a standard is based on a design parameter, this information should also be included.

Emission Limits - 5.1.9, 5.1.10, 5.1.11, ; ; 45CSR34, ; 40CFR63 Subpart FFFF,

Opacity Limits - NA

Operational Limits - 5.1.12, ; ; 45CSR34, ; 40CFR63 Subpart FFFF,

X Permit Shield

For all applicable requirements listed above, provide monitoring/testing/recordkeeping/reporting which shall be used to demonstrate compliance. If the method is based on a permit or rule, include the condition number or citation. (Note: Each requirement listed above must have an associated method of demonstrating compliance. If there is not already a required method in place, then a method must be proposed.)

Emission Limits - NA, ;

Opacity Limits - NA;

Operational Limits - 5.2.6, ; ; 45CSR34,; 40CFR63.2465,

Are you in compliance with all applicable requirements for this emission unit? X Yes ___No

If no, complete the **Schedule of Compliance Form** as **ATTACHMENT F**.

ATTACHMENT E - Emission Unit Form

Emission Unit Description		*Emission Group 201*
Emission unit ID number: T-573	**Emission unit name:** Dumpster	**List any control devices associated with this emission unit:** S-240

Provide a description of the emission unit (type, method of operation, design parameters, etc.):

Tank

Manufacturer: In House	**Model number:** NA	**Serial number:** NA
Construction date: 1963	**Installation date:**	**Modification date(s):**

Design Capacity (examples: furnaces - tons/hr, tanks - gallons):

Maximum Hourly Throughput: See Potential Emissions estimation method	**Maximum Annual Throughput:**	**Maximum Operating Schedule:** 8760

Fuel Usage Data **(fill out all applicable fields)**

Does this emission unit combust fuel? ___ Yes ___X No	**If yes, is it?** ___ Indirect Fired ___ Direct Fired
Maximum design heat input and/or maximum horsepower rating:	**Type and Btu/hr rating of burners:**

List the primary fuel type(s) and if applicable, the secondary fuel type(s). For each fuel type listed, provide the maximum hourly and annual fuel usage for each.

Describe each fuel expected to be used during the term of the permit.

Fuel Type	Max. Sulfur Content	Max. Ash Content	BTU Value

Emissions Data ***T-573***

Criteria Pollutants	Potential Emissions	
	PPH	TPY
Carbon Monoxide (CO)		
Nitrogen Oxides (NO_X)		
Lead (Pb)		
Particulate Matter ($PM_{2.5}$)		
Particulate Matter (PM_{10})		
Total Particulate Matter (TSP)		
Sulfur Dioxide (SO_2)		
Volatile Organic Compounds (VOC)		

Hazardous Air Pollutants	Potential Emissions	
	PPH	TPY

Regulated Pollutants other than Criteria and HAP	Potential Emissions	
	PPH	TPY

List the method(s) used to calculate the potential emissions (include dates of any stack tests conducted, versions of software used, source and dates of emission factors, etc.).

Emissions from this Emission Group are assigned to the major emitting process equipment. Emissions are calculated assuming 8760 hours of operation for most equipment. Emergency equipment emissions are based on 500 hours per year. Highest emitting products were chosen for each emission group, utilizing MON MACT standard batch requirements when appropriate. For tanks the highest throughput in the last three years was increased three times. This was the basis for the PTE. Emissions were calculated using ChemCAD, Essential EHS, Emission Master and/or other appropriate emission estimation models or calculation methodologies (USEPA's TANKS 4.0, WATER9, etc.). Methods take into account stack test results as appropriate.

Applicable Requirements ***T-573***

List all applicable requirements for this emission unit. For each applicable requirement, include the underlying rule/regulation citation and/or construction permit with the condition number. (*Note: Title V permit condition numbers alone are not the underlying applicable requirements*). If an emission limit is calculated based on the type of source and design capacity or if a standard is based on a design parameter, this information should also be included.

Emission Limits - 5.1.9, 5.1.10, 5.1.11, ; ; 45CSR34, ; 40CFR63 Subpart FFFF,

Opacity Limits - NA

Operational Limits - 5.1.12, ; ; 45CSR34, ; 40CFR63 Subpart FFFF,

X Permit Shield

For all applicable requirements listed above, provide monitoring/testing/recordkeeping/reporting which shall be used to demonstrate compliance. If the method is based on a permit or rule, include the condition number or citation. (Note: Each requirement listed above must have an associated method of demonstrating compliance. If there is not already a required method in place, then a method must be proposed.)

Emission Limits - NA, ;

Opacity Limits - NA;

Operational Limits - 5.2.6, ; ; 45CSR34,; 40CFR63.2465,

Are you in compliance with all applicable requirements for this emission unit? X Yes ___No

If no, complete the **Schedule of Compliance Form** as **ATTACHMENT F**.

ATTACHMENT E - Emission Unit Form

Emission Unit Description		*Emission Group 201*
Emission unit ID number: T-793	**Emission unit name:** Tank	**List any control devices associated with this emission unit:** C-196

Provide a description of the emission unit (type, method of operation, design parameters, etc.):

Tank

Manufacturer:	**Model number:**	**Serial number:**
In House	NA	NA
Construction date: 1984	**Installation date:**	**Modification date(s):**

Design Capacity (examples: furnaces - tons/hr, tanks - gallons):

<20,000

Maximum Hourly Throughput:	**Maximum Annual Throughput:**	**Maximum Operating Schedule:**
See Potential Emissions estimation method		8760

Fuel Usage Data **(fill out all applicable fields)**

Does this emission unit combust fuel? ___ Yes ___X No	**If yes, is it?** ___ Indirect Fired ___ Direct Fired
Maximum design heat input and/or maximum horsepower rating:	**Type and Btu/hr rating of burners:**

List the primary fuel type(s) and if applicable, the secondary fuel type(s). For each fuel type listed, provide the maximum hourly and annual fuel usage for each.

Describe each fuel expected to be used during the term of the permit.

Fuel Type	Max. Sulfur Content	Max. Ash Content	BTU Value

Emissions Data ***T-793***

Criteria Pollutants	Potential Emissions	
	PPH	TPY
Carbon Monoxide (CO)		
Nitrogen Oxides (NO_X)		
Lead (Pb)		
Particulate Matter ($PM_{2.5}$)		
Particulate Matter (PM_{10})		
Total Particulate Matter (TSP)		
Sulfur Dioxide (SO_2)		
Volatile Organic Compounds (VOC)		

Hazardous Air Pollutants	Potential Emissions	
	PPH	TPY

Regulated Pollutants other than Criteria and HAP	Potential Emissions	
	PPH	TPY

List the method(s) used to calculate the potential emissions (include dates of any stack tests conducted, versions of software used, source and dates of emission factors, etc.).

Emissions from this Emission Group are assigned to the major emitting process equipment. Emissions are calculated assuming 8760 hours of operation for most equipment. Emergency equipment emissions are based on 500 hours per year. Highest emitting products were chosen for each emission group, utilizing MON MACT standard batch requirements when appropriate. For tanks the highest throughput in the last three years was increased three times. This was the basis for the PTE. Emissions were calculated using ChemCAD, Essential EHS, Emission Master and/or other appropriate emission estimation models or calculation methodologies (USEPA's TANKS 4.0, WATER9, etc.). Methods take into account stack test results as appropriate.

Applicable Requirements ***T-793***

List all applicable requirements for this emission unit. For each applicable requirement, include the underlying rule/regulation citation and/or construction permit with the condition number. (*Note: Title V permit condition numbers alone are not the underlying applicable requirements*). If an emission limit is calculated based on the type of source and design capacity or if a standard is based on a design parameter, this information should also be included.

Emission Limits - 5.1.9, 5.1.10, 5.1.11, ; ; 45CSR34, ; 40CFR63 Subpart FFFF,

Opacity Limits - NA

Operational Limits - 5.1.12, ; ; 45CSR34, ; 40CFR63 Subpart FFFF,

X Permit Shield

For all applicable requirements listed above, provide monitoring/testing/recordkeeping/reporting which shall be used to demonstrate compliance. If the method is based on a permit or rule, include the condition number or citation. (Note: Each requirement listed above must have an associated method of demonstrating compliance. If there is not already a required method in place, then a method must be proposed.)

Emission Limits - NA, ;

Opacity Limits - NA;

Operational Limits - 5.2.6, ; ; 45CSR34,; 40CFR63.2465,

Are you in compliance with all applicable requirements for this emission unit? X Yes ___No

If no, complete the **Schedule of Compliance Form** as **ATTACHMENT F**.

ATTACHMENT E - Emission Unit Form

Emission Unit Description		*Emission Group 204*
Emission unit ID number: C-47	**Emission unit name:** Vacuum Jet	**List any control devices associated with this emission unit:** NONE

Provide a description of the emission unit (type, method of operation, design parameters, etc.):

Vacuum Jet

Manufacturer:	**Model number:**	**Serial number:**
In House	NA	NA
Construction date:	**Installation date:**	**Modification date(s):**

Design Capacity (examples: furnaces - tons/hr, tanks - gallons):

Maximum Hourly Throughput:	**Maximum Annual Throughput:**	**Maximum Operating Schedule:**
See Potential Emissions estimation method		8760

Fuel Usage Data **(fill out all applicable fields)**

Does this emission unit combust fuel? ___ Yes ___X No	**If yes, is it?** ___ Indirect Fired ___ Direct Fired
Maximum design heat input and/or maximum horsepower rating:	**Type and Btu/hr rating of burners:**

List the primary fuel type(s) and if applicable, the secondary fuel type(s). For each fuel type listed, provide the maximum hourly and annual fuel usage for each.

Describe each fuel expected to be used during the term of the permit.

Fuel Type	Max. Sulfur Content	Max. Ash Content	BTU Value

Emissions Data ***C-47***

Criteria Pollutants	Potential Emissions	
	PPH	TPY
Carbon Monoxide (CO)		
Nitrogen Oxides (NO_X)		
Lead (Pb)		
Particulate Matter ($PM_{2.5}$)		
Particulate Matter (PM_{10})		
Total Particulate Matter (TSP)		
Sulfur Dioxide (SO_2)		
Volatile Organic Compounds (VOC)		

Hazardous Air Pollutants	Potential Emissions	
	PPH	TPY

Regulated Pollutants other than Criteria and HAP	Potential Emissions	
	PPH	TPY

List the method(s) used to calculate the potential emissions (include dates of any stack tests conducted, versions of software used, source and dates of emission factors, etc.).

Emissions from this Emission Group are assigned to the major emitting process equipment. Emissions are calculated assuming 8760 hours of operation for most equipment. Emergency equipment emissions are based on 500 hours per year. Highest emitting products were chosen for each emission group, utilizing MON MACT standard batch requirements when appropriate. For tanks the highest throughput in the last three years was increased three times. This was the basis for the PTE. Emissions were calculated using ChemCAD, Essential EHS, Emission Master and/or other appropriate emission estimation models or calculation methodologies (USEPA's TANKS 4.0, WATER9, etc.). Methods take into account stack test results as appropriate.

Applicable Requirements ***C-47***

List all applicable requirements for this emission unit. For each applicable requirement, include the underlying rule/regulation citation and/or construction permit with the condition number. (*Note: Title V permit condition numbers alone are not the underlying applicable requirements*). If an emission limit is calculated based on the type of source and design capacity or if a standard is based on a design parameter, this information should also be included.

Emission Limits - 5.1.9, 5.1.10, 5.1.11, ; ; 45CSR34, ; 40CFR63 Subpart FFFF,

Opacity Limits - NA

Operational Limits - 5.1.12, ; ; 45CSR34, ; 40CFR63 Subpart FFFF,

X Permit Shield

For all applicable requirements listed above, provide monitoring/testing/recordkeeping/reporting which shall be used to demonstrate compliance. If the method is based on a permit or rule, include the condition number or citation. (Note: Each requirement listed above must have an associated method of demonstrating compliance. If there is not already a required method in place, then a method must be proposed.)

Emission Limits - NA, ;

Opacity Limits - NA;

Operational Limits - 5.2.6, ; ; 45CSR34,; 40CFR63.2465,

Are you in compliance with all applicable requirements for this emission unit? X Yes ___No

If no, complete the **Schedule of Compliance Form** as **ATTACHMENT F**.

ATTACHMENT E - Emission Unit Form

Emission Unit Description		*Emission Group 204*
Emission unit ID number: F-16	**Emission unit name:** Plate & Frame Filter	**List any control devices associated with this emission unit:** NONE

Provide a description of the emission unit (type, method of operation, design parameters, etc.):

Plate & Frame Filter

Manufacturer:	**Model number:**	**Serial number:**
In House	NA	NA
Construction date:	**Installation date:**	**Modification date(s):**

Design Capacity (examples: furnaces - tons/hr, tanks - gallons):

Maximum Hourly Throughput:	**Maximum Annual Throughput:**	**Maximum Operating Schedule:**
See Potential Emissions estimation method		8760

Fuel Usage Data **(fill out all applicable fields)**

Does this emission unit combust fuel? ___ Yes ___X No	**If yes, is it?** ___ Indirect Fired ___ Direct Fired
Maximum design heat input and/or maximum horsepower rating:	**Type and Btu/hr rating of burners:**

List the primary fuel type(s) and if applicable, the secondary fuel type(s). For each fuel type listed, provide the maximum hourly and annual fuel usage for each.

Describe each fuel expected to be used during the term of the permit.

Fuel Type	Max. Sulfur Content	Max. Ash Content	BTU Value

Emissions Data ***F-16***

Criteria Pollutants	Potential Emissions	
	PPH	TPY
Carbon Monoxide (CO)		
Nitrogen Oxides (NO_X)		
Lead (Pb)		
Particulate Matter ($PM_{2.5}$)		
Particulate Matter (PM_{10})		
Total Particulate Matter (TSP)		
Sulfur Dioxide (SO_2)		
Volatile Organic Compounds (VOC)		

Hazardous Air Pollutants	Potential Emissions	
	PPH	TPY

Regulated Pollutants other than Criteria and HAP	Potential Emissions	
	PPH	TPY

List the method(s) used to calculate the potential emissions (include dates of any stack tests conducted, versions of software used, source and dates of emission factors, etc.).

Emissions from this Emission Group are assigned to the major emitting process equipment. Emissions are calculated assuming 8760 hours of operation for most equipment. Emergency equipment emissions are based on 500 hours per year. Highest emitting products were chosen for each emission group, utilizing MON MACT standard batch requirements when appropriate. For tanks the highest throughput in the last three years was increased three times. This was the basis for the PTE. Emissions were calculated using ChemCAD, Essential EHS, Emission Master and/or other appropriate emission estimation models or calculation methodologies (USEPA's TANKS 4.0, WATER9, etc.). Methods take into account stack test results as appropriate.

Applicable Requirements ***F-16***

List all applicable requirements for this emission unit. For each applicable requirement, include the underlying rule/regulation citation and/or construction permit with the condition number. (*Note: Title V permit condition numbers alone are not the underlying applicable requirements*). If an emission limit is calculated based on the type of source and design capacity or if a standard is based on a design parameter, this information should also be included.

Emission Limits - 5.1.9, 5.1.10, 5.1.11, ; ; 45CSR34, ; 40CFR63 Subpart FFFF,

Opacity Limits - NA

Operational Limits - 5.1.12, ; ; 45CSR34, ; 40CFR63 Subpart FFFF,

X Permit Shield

For all applicable requirements listed above, provide monitoring/testing/recordkeeping/reporting which shall be used to demonstrate compliance. If the method is based on a permit or rule, include the condition number or citation. (Note: Each requirement listed above must have an associated method of demonstrating compliance. If there is not already a required method in place, then a method must be proposed.)

Emission Limits - NA, ;

Opacity Limits - NA;

Operational Limits - 5.2.6, ; ; 45CSR34,; 40CFR63.2465,

Are you in compliance with all applicable requirements for this emission unit? X Yes ___No

If no, complete the **Schedule of Compliance Form** as **ATTACHMENT F**.

ATTACHMENT E - Emission Unit Form

Emission Unit Description		*Emission Group 204*
Emission unit ID number: K-2	**Emission unit name:** Kettle	**List any control devices associated with this emission unit:** C-49
Provide a description of the emission unit (type, method of operation, design parameters, etc.): Kettle		
Manufacturer: In House	**Model number:** NA	**Serial number:** NA
Construction date:	**Installation date:**	**Modification date(s):**
Design Capacity (examples: furnaces - tons/hr, tanks - gallons):		
Maximum Hourly Throughput: See Potential Emissions estimation method	**Maximum Annual Throughput:**	**Maximum Operating Schedule:** 8760
Fuel Usage Data **(fill out all applicable fields)**		
Does this emission unit combust fuel? ___ Yes ___X No		**If yes, is it?** ___ Indirect Fired ___ Direct Fired
Maximum design heat input and/or maximum horsepower rating:		**Type and Btu/hr rating of burners:**
List the primary fuel type(s) and if applicable, the secondary fuel type(s). For each fuel type listed, provide the maximum hourly and annual fuel usage for each.		

Describe each fuel expected to be used during the term of the permit.

Fuel Type	Max. Sulfur Content	Max. Ash Content	BTU Value

Emissions Data ***K-2***

Criteria Pollutants	Potential Emissions	
	PPH	TPY
Carbon Monoxide (CO)		
Nitrogen Oxides (NO_X)		
Lead (Pb)		
Particulate Matter ($PM_{2.5}$)		
Particulate Matter (PM_{10})		
Total Particulate Matter (TSP)		
Sulfur Dioxide (SO_2)		
Volatile Organic Compounds (VOC)	1.62	7.10

Hazardous Air Pollutants	Potential Emissions	
	PPH	TPY
Toluene	0.09	0.40

Regulated Pollutants other than Criteria and HAP	Potential Emissions	
	PPH	TPY

List the method(s) used to calculate the potential emissions (include dates of any stack tests conducted, versions of software used, source and dates of emission factors, etc.).

Emissions from this Emission Group are assigned to the major emitting process equipment. Emissions are calculated assuming 8760 hours of operation for most equipment. Emergency equipment emissions are based on 500 hours per year. Highest emitting products were chosen for each emission group, utilizing MON MACT standard batch requirements when appropriate. For tanks the highest throughput in the last three years was increased three times. This was the basis for the PTE. Emissions were calculated using ChemCAD, Essential EHS, Emission Master and/or other appropriate emission estimation models or calculation methodologies (USEPA's TANKS 4.0, WATER9, etc.). Methods take into account stack test results as appropriate.

Applicable Requirements ***K-2***

List all applicable requirements for this emission unit. For each applicable requirement, include the underlying rule/regulation citation and/or construction permit with the condition number. (*Note: Title V permit condition numbers alone are not the underlying applicable requirements*). If an emission limit is calculated based on the type of source and design capacity or if a standard is based on a design parameter, this information should also be included.

Emission Limits - 5.1.9, 5.1.10, 5.1.11, ; ; 45CSR34, ; 40CFR63 Subpart FFFF,

Opacity Limits - NA

Operational Limits - 5.1.12, ; ; 45CSR34, ; 40CFR63 Subpart FFFF,

X Permit Shield

For all applicable requirements listed above, provide monitoring/testing/recordkeeping/reporting which shall be used to demonstrate compliance. If the method is based on a permit or rule, include the condition number or citation. (Note: Each requirement listed above must have an associated method of demonstrating compliance. If there is not already a required method in place, then a method must be proposed.)

Emission Limits - NA, ;

Opacity Limits - NA;

Operational Limits - 5.2.6, ; ; 45CSR34,; 40CFR63.2465,

Are you in compliance with all applicable requirements for this emission unit? X Yes ___No

If no, complete the **Schedule of Compliance Form** as **ATTACHMENT F**.

ATTACHMENT E - Emission Unit Form

Emission Unit Description		*Emission Group 204*
Emission unit ID number: T-208	**Emission unit name:** Tank	**List any control devices associated with this emission unit:** NONE

Provide a description of the emission unit (type, method of operation, design parameters, etc.):

Tank

Manufacturer:	**Model number:**	**Serial number:**
In House	NA	NA
Construction date: 1954	**Installation date:**	**Modification date(s):**

Design Capacity (examples: furnaces - tons/hr, tanks - gallons):

<20,000

Maximum Hourly Throughput:	**Maximum Annual Throughput:**	**Maximum Operating Schedule:**
See Potential Emissions estimation method		8760

Fuel Usage Data **(fill out all applicable fields)**

Does this emission unit combust fuel? ___ Yes ___X No	**If yes, is it?** ___ Indirect Fired ___ Direct Fired
Maximum design heat input and/or maximum horsepower rating:	**Type and Btu/hr rating of burners:**

List the primary fuel type(s) and if applicable, the secondary fuel type(s). For each fuel type listed, provide the maximum hourly and annual fuel usage for each.

Describe each fuel expected to be used during the term of the permit.

Fuel Type	Max. Sulfur Content	Max. Ash Content	BTU Value

Emissions Data	***T-208***	
Criteria Pollutants	Potential Emissions	
	PPH	TPY
Carbon Monoxide (CO)		
Nitrogen Oxides (NO_X)		
Lead (Pb)		
Particulate Matter ($PM_{2.5}$)		
Particulate Matter (PM_{10})		
Total Particulate Matter (TSP)		
Sulfur Dioxide (SO_2)		
Volatile Organic Compounds (VOC)		
Hazardous Air Pollutants	Potential Emissions	
	PPH	TPY
Regulated Pollutants other than Criteria and HAP	Potential Emissions	
	PPH	TPY

List the method(s) used to calculate the potential emissions (include dates of any stack tests conducted, versions of software used, source and dates of emission factors, etc.).

Emissions from this Emission Group are assigned to the major emitting process equipment. Emissions are calculated assuming 8760 hours of operation for most equipment. Emergency equipment emissions are based on 500 hours per year. Highest emitting products were chosen for each emission group, utilizing MON MACT standard batch requirements when appropriate. For tanks the highest throughput in the last three years was increased three times. This was the basis for the PTE. Emissions were calculated using ChemCAD, Essential EHS, Emission Master and/or other appropriate emission estimation models or calculation methodologies (USEPA's TANKS 4.0, WATER9, etc.). Methods take into account stack test results as appropriate.

Applicable Requirements ***T-208***

List all applicable requirements for this emission unit. For each applicable requirement, include the underlying rule/regulation citation and/or construction permit with the condition number. (*Note: Title V permit condition numbers alone are not the underlying applicable requirements*). If an emission limit is calculated based on the type of source and design capacity or if a standard is based on a design parameter, this information should also be included.

Emission Limits - 5.1.9, 5.1.10, 5.1.11, ; ; 45CSR34, ; 40CFR63 Subpart FFFF,

Opacity Limits - NA

Operational Limits - 5.1.12, ; ; 45CSR34, ; 40CFR63 Subpart FFFF,

X Permit Shield

For all applicable requirements listed above, provide monitoring/testing/recordkeeping/reporting which shall be used to demonstrate compliance. If the method is based on a permit or rule, include the condition number or citation. (Note: Each requirement listed above must have an associated method of demonstrating compliance. If there is not already a required method in place, then a method must be proposed.)

Emission Limits - NA, ;

Opacity Limits - NA;

Operational Limits - 5.2.6, ; ; 45CSR34,; 40CFR63.2465,

Are you in compliance with all applicable requirements for this emission unit? X Yes ___No

If no, complete the **Schedule of Compliance Form** as **ATTACHMENT F**.

ATTACHMENT E - Emission Unit Form

Emission Unit Description		*Emission Group 204*
Emission unit ID number: T-209	**Emission unit name:** Tank	**List any control devices associated with this emission unit:** NONE
Provide a description of the emission unit (type, method of operation, design parameters, etc.): Tank		
Manufacturer: In House	**Model number:** NA	**Serial number:** NA
Construction date: 1954	**Installation date:**	**Modification date(s):**
Design Capacity (examples: furnaces - tons/hr, tanks - gallons): <20,000		
Maximum Hourly Throughput: See Potential Emissions estimation method	**Maximum Annual Throughput:**	**Maximum Operating Schedule:** 8760
Fuel Usage Data **(fill out all applicable fields)**		
Does this emission unit combust fuel? ___ Yes ___X No		**If yes, is it?** ___ Indirect Fired ___ Direct Fired
Maximum design heat input and/or maximum horsepower rating:		**Type and Btu/hr rating of burners:**
List the primary fuel type(s) and if applicable, the secondary fuel type(s). For each fuel type listed, provide the maximum hourly and annual fuel usage for each.		

Describe each fuel expected to be used during the term of the permit.

Fuel Type	Max. Sulfur Content	Max. Ash Content	BTU Value

Emissions Data	***T-209***	
Criteria Pollutants	Potential Emissions	
	PPH	TPY
Carbon Monoxide (CO)		
Nitrogen Oxides (NO_X)		
Lead (Pb)		
Particulate Matter ($PM_{2.5}$)		
Particulate Matter (PM_{10})		
Total Particulate Matter (TSP)		
Sulfur Dioxide (SO_2)		
Volatile Organic Compounds (VOC)		
Hazardous Air Pollutants	Potential Emissions	
	PPH	TPY
Regulated Pollutants other than Criteria and HAP	Potential Emissions	
	PPH	TPY

List the method(s) used to calculate the potential emissions (include dates of any stack tests conducted, versions of software used, source and dates of emission factors, etc.).

Emissions from this Emission Group are assigned to the major emitting process equipment. Emissions are calculated assuming 8760 hours of operation for most equipment. Emergency equipment emissions are based on 500 hours per year. Highest emitting products were chosen for each emission group, utilizing MON MACT standard batch requirements when appropriate. For tanks the highest throughput in the last three years was increased three times. This was the basis for the PTE. Emissions were calculated using ChemCAD, Essential EHS, Emission Master and/or other appropriate emission estimation models or calculation methodologies (USEPA's TANKS 4.0, WATER9, etc.). Methods take into account stack test results as appropriate.

Applicable Requirements ***T-209***

List all applicable requirements for this emission unit. For each applicable requirement, include the underlying rule/regulation citation and/or construction permit with the condition number. (*Note: Title V permit condition numbers alone are not the underlying applicable requirements*). If an emission limit is calculated based on the type of source and design capacity or if a standard is based on a design parameter, this information should also be included.

Emission Limits - 5.1.9, 5.1.10, 5.1.11, ; ; 45CSR34, ; 40CFR63 Subpart FFFF,

Opacity Limits - NA

Operational Limits - 5.1.12, ; ; 45CSR34, ; 40CFR63 Subpart FFFF,

X Permit Shield

For all applicable requirements listed above, provide monitoring/testing/recordkeeping/reporting which shall be used to demonstrate compliance. If the method is based on a permit or rule, include the condition number or citation. (Note: Each requirement listed above must have an associated method of demonstrating compliance. If there is not already a required method in place, then a method must be proposed.)

Emission Limits - NA, ;

Opacity Limits - NA;

Operational Limits - 5.2.6, ; ; 45CSR34,; 40CFR63.2465,

Are you in compliance with all applicable requirements for this emission unit? X Yes ___No

If no, complete the **Schedule of Compliance Form** as **ATTACHMENT F**.

ATTACHMENT E - Emission Unit Form

Emission Unit Description		*Emission Group 204*
Emission unit ID number: T-213	**Emission unit name:** Tank	**List any control devices associated with this emission unit:** C-405
Provide a description of the emission unit (type, method of operation, design parameters, etc.): Tank		
Manufacturer: In House	**Model number:** NA	**Serial number:** NA
Construction date: 1954	**Installation date:**	**Modification date(s):**
Design Capacity (examples: furnaces - tons/hr, tanks - gallons): <20,000		
Maximum Hourly Throughput: See Potential Emissions estimation method	**Maximum Annual Throughput:**	**Maximum Operating Schedule:** 8760
Fuel Usage Data **(fill out all applicable fields)**		
Does this emission unit combust fuel? ___ Yes ___X No		**If yes, is it?** ___ Indirect Fired ___ Direct Fired
Maximum design heat input and/or maximum horsepower rating:		**Type and Btu/hr rating of burners:**
List the primary fuel type(s) and if applicable, the secondary fuel type(s). For each fuel type listed, provide the maximum hourly and annual fuel usage for each.		

Describe each fuel expected to be used during the term of the permit.

Fuel Type	Max. Sulfur Content	Max. Ash Content	BTU Value

Emissions Data	***T-213***	
Criteria Pollutants	Potential Emissions	
	PPH	TPY
Carbon Monoxide (CO)		
Nitrogen Oxides (NO_X)		
Lead (Pb)		
Particulate Matter ($PM_{2.5}$)		
Particulate Matter (PM_{10})		
Total Particulate Matter (TSP)		
Sulfur Dioxide (SO_2)		
Volatile Organic Compounds (VOC)		
Hazardous Air Pollutants	Potential Emissions	
	PPH	TPY
Regulated Pollutants other than Criteria and HAP	Potential Emissions	
	PPH	TPY

List the method(s) used to calculate the potential emissions (include dates of any stack tests conducted, versions of software used, source and dates of emission factors, etc.).

Emissions from this Emission Group are assigned to the major emitting process equipment. Emissions are calculated assuming 8760 hours of operation for most equipment. Emergency equipment emissions are based on 500 hours per year. Highest emitting products were chosen for each emission group, utilizing MON MACT standard batch requirements when appropriate. For tanks the highest throughput in the last three years was increased three times. This was the basis for the PTE. Emissions were calculated using ChemCAD, Essential EHS, Emission Master and/or other appropriate emission estimation models or calculation methodologies (USEPA's TANKS 4.0, WATER9, etc.). Methods take into account stack test results as appropriate.

Applicable Requirements ***T-213***

List all applicable requirements for this emission unit. For each applicable requirement, include the underlying rule/regulation citation and/or construction permit with the condition number. (*Note: Title V permit condition numbers alone are not the underlying applicable requirements*). If an emission limit is calculated based on the type of source and design capacity or if a standard is based on a design parameter, this information should also be included.

Emission Limits - 5.1.9, 5.1.10, 5.1.11, ; ; 45CSR34, ; 40CFR63 Subpart FFFF,

Opacity Limits - NA

Operational Limits - 5.1.12, ; ; 45CSR34, ; 40CFR63 Subpart FFFF,

X Permit Shield

For all applicable requirements listed above, provide monitoring/testing/recordkeeping/reporting which shall be used to demonstrate compliance. If the method is based on a permit or rule, include the condition number or citation. (Note: Each requirement listed above must have an associated method of demonstrating compliance. If there is not already a required method in place, then a method must be proposed.)

Emission Limits - NA, ;

Opacity Limits - NA;

Operational Limits - 5.2.6, ; ; 45CSR34,; 40CFR63.2465,

Are you in compliance with all applicable requirements for this emission unit? X Yes ___No

If no, complete the **Schedule of Compliance Form** as **ATTACHMENT F**.

ATTACHMENT E - Emission Unit Form

Emission Unit Description		*Emission Group 204*
Emission unit ID number: T-1601	**Emission unit name:** Tank	**List any control devices associated with this emission unit:** C-49

Provide a description of the emission unit (type, method of operation, design parameters, etc.):

Tank

Manufacturer:	**Model number:**	**Serial number:**
In House	NA	NA
Construction date: 1988	**Installation date:**	**Modification date(s):**

Design Capacity (examples: furnaces - tons/hr, tanks - gallons):

<20,000

Maximum Hourly Throughput:	**Maximum Annual Throughput:**	**Maximum Operating Schedule:**
See Potential Emissions estimation method		8760

Fuel Usage Data **(fill out all applicable fields)**

Does this emission unit combust fuel? ___ Yes ___X No	**If yes, is it?** ___ Indirect Fired ___ Direct Fired
Maximum design heat input and/or maximum horsepower rating:	**Type and Btu/hr rating of burners:**

List the primary fuel type(s) and if applicable, the secondary fuel type(s). For each fuel type listed, provide the maximum hourly and annual fuel usage for each.

Describe each fuel expected to be used during the term of the permit.

Fuel Type	Max. Sulfur Content	Max. Ash Content	BTU Value

Emissions Data	***T-1601***	
Criteria Pollutants	Potential Emissions	
	PPH	TPY
Carbon Monoxide (CO)		
Nitrogen Oxides (NO_X)		
Lead (Pb)		
Particulate Matter ($PM_{2.5}$)		
Particulate Matter (PM_{10})		
Total Particulate Matter (TSP)		
Sulfur Dioxide (SO_2)		
Volatile Organic Compounds (VOC)		
Hazardous Air Pollutants	Potential Emissions	
	PPH	TPY
Regulated Pollutants other than Criteria and HAP	Potential Emissions	
	PPH	TPY

List the method(s) used to calculate the potential emissions (include dates of any stack tests conducted, versions of software used, source and dates of emission factors, etc.).

Emissions from this Emission Group are assigned to the major emitting process equipment. Emissions are calculated assuming 8760 hours of operation for most equipment. Emergency equipment emissions are based on 500 hours per year. Highest emitting products were chosen for each emission group, utilizing MON MACT standard batch requirements when appropriate. For tanks the highest throughput in the last three years was increased three times. This was the basis for the PTE. Emissions were calculated using ChemCAD, Essential EHS, Emission Master and/or other appropriate emission estimation models or calculation methodologies (USEPA's TANKS 4.0, WATER9, etc.). Methods take into account stack test results as appropriate.

Applicable Requirements ***T-1601***

List all applicable requirements for this emission unit. For each applicable requirement, include the underlying rule/regulation citation and/or construction permit with the condition number. (*Note: Title V permit condition numbers alone are not the underlying applicable requirements*). If an emission limit is calculated based on the type of source and design capacity or if a standard is based on a design parameter, this information should also be included.

Emission Limits - 5.1.9, 5.1.10, 5.1.11, ; ; 45CSR34, ; 40CFR63 Subpart FFFF,

Opacity Limits - NA

Operational Limits - 5.1.12, ; ; 45CSR34, ; 40CFR63 Subpart FFFF,

X Permit Shield

For all applicable requirements listed above, provide monitoring/testing/recordkeeping/reporting which shall be used to demonstrate compliance. If the method is based on a permit or rule, include the condition number or citation. (Note: Each requirement listed above must have an associated method of demonstrating compliance. If there is not already a required method in place, then a method must be proposed.)

Emission Limits - NA, ;

Opacity Limits - NA;

Operational Limits - 5.2.6, ; ; 45CSR34,; 40CFR63.2465,

Are you in compliance with all applicable requirements for this emission unit? X Yes ___No

If no, complete the **Schedule of Compliance Form** as **ATTACHMENT F**.

ATTACHMENT E - Emission Unit Form

Emission Unit Description		*Emission Group 206*
Emission unit ID number: C-115	**Emission unit name:** Vacuum Jet	**List any control devices associated with this emission unit:** NONE

Provide a description of the emission unit (type, method of operation, design parameters, etc.):

Vacuum Jet

Manufacturer: In House	**Model number:** NA	**Serial number:** NA
Construction date:	**Installation date:**	**Modification date(s):**

Design Capacity (examples: furnaces - tons/hr, tanks - gallons):

Maximum Hourly Throughput: See Potential Emissions estimation method	**Maximum Annual Throughput:**	**Maximum Operating Schedule:** 8760

Fuel Usage Data **(fill out all applicable fields)**

Does this emission unit combust fuel? ___ Yes ___X No	**If yes, is it?** ___ Indirect Fired ___ Direct Fired
Maximum design heat input and/or maximum horsepower rating:	**Type and Btu/hr rating of burners:**

List the primary fuel type(s) and if applicable, the secondary fuel type(s). For each fuel type listed, provide the maximum hourly and annual fuel usage for each.

Describe each fuel expected to be used during the term of the permit.

Fuel Type	Max. Sulfur Content	Max. Ash Content	BTU Value

Emissions Data ***C-115***

Criteria Pollutants	Potential Emissions	
	PPH	TPY
Carbon Monoxide (CO)		
Nitrogen Oxides (NO_X)		
Lead (Pb)		
Particulate Matter ($PM_{2.5}$)		
Particulate Matter (PM_{10})		
Total Particulate Matter (TSP)		
Sulfur Dioxide (SO_2)		
Volatile Organic Compounds (VOC)		

Hazardous Air Pollutants	Potential Emissions	
	PPH	TPY

Regulated Pollutants other than Criteria and HAP	Potential Emissions	
	PPH	TPY

List the method(s) used to calculate the potential emissions (include dates of any stack tests conducted, versions of software used, source and dates of emission factors, etc.).

Emissions from this Emission Group are assigned to the major emitting process equipment. Emissions are calculated assuming 8760 hours of operation for most equipment. Emergency equipment emissions are based on 500 hours per year. Highest emitting products were chosen for each emission group, utilizing MON MACT standard batch requirements when appropriate. For tanks the highest throughput in the last three years was increased three times. This was the basis for the PTE. Emissions were calculated using ChemCAD, Essential EHS, Emission Master and/or other appropriate emission estimation models or calculation methodologies (USEPA's TANKS 4.0, WATER9, etc.). Methods take into account stack test results as appropriate.

Applicable Requirements ***C-115***

List all applicable requirements for this emission unit. For each applicable requirement, include the underlying rule/regulation citation and/or construction permit with the condition number. (*Note: Title V permit condition numbers alone are not the underlying applicable requirements*). If an emission limit is calculated based on the type of source and design capacity or if a standard is based on a design parameter, this information should also be included.

Emission Limits - 5.1.9, 5.1.10, 5.1.11, ; ; 45CSR34, ; 40CFR63 Subpart FFFF,

Opacity Limits - NA

Operational Limits - 5.1.12, ; ; 45CSR34, ; 40CFR63 Subpart FFFF,

X Permit Shield

For all applicable requirements listed above, provide monitoring/testing/recordkeeping/reporting which shall be used to demonstrate compliance. If the method is based on a permit or rule, include the condition number or citation. (Note: Each requirement listed above must have an associated method of demonstrating compliance. If there is not already a required method in place, then a method must be proposed.)

Emission Limits - NA, ;

Opacity Limits - NA;

Operational Limits - 5.2.6, ; ; 45CSR34,; 40CFR63.2465,

Are you in compliance with all applicable requirements for this emission unit? X Yes ___No

If no, complete the **Schedule of Compliance Form** as **ATTACHMENT F**.

ATTACHMENT E - Emission Unit Form

Emission Unit Description		*Emission Group 206*
Emission unit ID number: F-17	**Emission unit name:** Filter	**List any control devices associated with this emission unit:** NONE

Provide a description of the emission unit (type, method of operation, design parameters, etc.):

Filter

Manufacturer:	**Model number:**	**Serial number:**
In House	NA	NA
Construction date:	**Installation date:**	**Modification date(s):**

Design Capacity (examples: furnaces - tons/hr, tanks - gallons):

Maximum Hourly Throughput:	**Maximum Annual Throughput:**	**Maximum Operating Schedule:**
See Potential Emissions estimation method		8760

Fuel Usage Data **(fill out all applicable fields)**

Does this emission unit combust fuel? ___ Yes ___X No	**If yes, is it?** ___ Indirect Fired ___ Direct Fired
Maximum design heat input and/or maximum horsepower rating:	**Type and Btu/hr rating of burners:**

List the primary fuel type(s) and if applicable, the secondary fuel type(s). For each fuel type listed, provide the maximum hourly and annual fuel usage for each.

Describe each fuel expected to be used during the term of the permit.

Fuel Type	Max. Sulfur Content	Max. Ash Content	BTU Value

Emissions Data ***F-17***

Criteria Pollutants	Potential Emissions	
	PPH	TPY
Carbon Monoxide (CO)		
Nitrogen Oxides (NO_X)		
Lead (Pb)		
Particulate Matter ($PM_{2.5}$)		
Particulate Matter (PM_{10})		
Total Particulate Matter (TSP)		
Sulfur Dioxide (SO_2)		
Volatile Organic Compounds (VOC)		

Hazardous Air Pollutants	Potential Emissions	
	PPH	TPY

Regulated Pollutants other than Criteria and HAP	Potential Emissions	
	PPH	TPY

List the method(s) used to calculate the potential emissions (include dates of any stack tests conducted, versions of software used, source and dates of emission factors, etc.).

Emissions from this Emission Group are assigned to the major emitting process equipment. Emissions are calculated assuming 8760 hours of operation for most equipment. Emergency equipment emissions are based on 500 hours per year. Highest emitting products were chosen for each emission group, utilizing MON MACT standard batch requirements when appropriate. For tanks the highest throughput in the last three years was increased three times. This was the basis for the PTE. Emissions were calculated using ChemCAD, Essential EHS, Emission Master and/or other appropriate emission estimation models or calculation methodologies (USEPA's TANKS 4.0, WATER9, etc.). Methods take into account stack test results as appropriate.

Applicable Requirements ***F-17***

List all applicable requirements for this emission unit. For each applicable requirement, include the underlying rule/regulation citation and/or construction permit with the condition number. (*Note: Title V permit condition numbers alone are not the underlying applicable requirements*). If an emission limit is calculated based on the type of source and design capacity or if a standard is based on a design parameter, this information should also be included.

Emission Limits - 5.1.9, 5.1.10, 5.1.11, ; ; 45CSR34, ; 40CFR63 Subpart FFFF,

Opacity Limits - NA

Operational Limits - 5.1.12, ; ; 45CSR34, ; 40CFR63 Subpart FFFF,

X Permit Shield

For all applicable requirements listed above, provide monitoring/testing/recordkeeping/reporting which shall be used to demonstrate compliance. If the method is based on a permit or rule, include the condition number or citation. (Note: Each requirement listed above must have an associated method of demonstrating compliance. If there is not already a required method in place, then a method must be proposed.)

Emission Limits - NA, ;

Opacity Limits - NA;

Operational Limits - 5.2.6, ; ; 45CSR34,; 40CFR63.2465,

Are you in compliance with all applicable requirements for this emission unit? X Yes ___No

If no, complete the **Schedule of Compliance Form** as **ATTACHMENT F**.

ATTACHMENT E - Emission Unit Form

Emission Unit Description		*Emission Group 206*
Emission unit ID number: H-1025	**Emission unit name:** Condenser	**List any control devices associated with this emission unit:** C-405

Provide a description of the emission unit (type, method of operation, design parameters, etc.):

Condenser

Manufacturer:	**Model number:**	**Serial number:**
In House	NA	NA
Construction date:	**Installation date:**	**Modification date(s):**

Design Capacity (examples: furnaces - tons/hr, tanks - gallons):

Maximum Hourly Throughput:	**Maximum Annual Throughput:**	**Maximum Operating Schedule:**
See Potential Emissions estimation method		8760

Fuel Usage Data **(fill out all applicable fields)**

Does this emission unit combust fuel? ___ Yes ___X No	**If yes, is it?** ___ Indirect Fired ___ Direct Fired
Maximum design heat input and/or maximum horsepower rating:	**Type and Btu/hr rating of burners:**

List the primary fuel type(s) and if applicable, the secondary fuel type(s). For each fuel type listed, provide the maximum hourly and annual fuel usage for each.

Describe each fuel expected to be used during the term of the permit.

Fuel Type	Max. Sulfur Content	Max. Ash Content	BTU Value

Emissions Data ***H-1025***

Criteria Pollutants	Potential Emissions	
	PPH	TPY
Carbon Monoxide (CO)		
Nitrogen Oxides (NO_X)		
Lead (Pb)		
Particulate Matter ($PM_{2.5}$)		
Particulate Matter (PM_{10})		
Total Particulate Matter (TSP)		
Sulfur Dioxide (SO_2)		
Volatile Organic Compounds (VOC)		

Hazardous Air Pollutants	Potential Emissions	
	PPH	TPY

Regulated Pollutants other than Criteria and HAP	Potential Emissions	
	PPH	TPY

List the method(s) used to calculate the potential emissions (include dates of any stack tests conducted, versions of software used, source and dates of emission factors, etc.).

Emissions from this Emission Group are assigned to the major emitting process equipment. Emissions are calculated assuming 8760 hours of operation for most equipment. Emergency equipment emissions are based on 500 hours per year. Highest emitting products were chosen for each emission group, utilizing MON MACT standard batch requirements when appropriate. For tanks the highest throughput in the last three years was increased three times. This was the basis for the PTE. Emissions were calculated using ChemCAD, Essential EHS, Emission Master and/or other appropriate emission estimation models or calculation methodologies (USEPA's TANKS 4.0, WATER9, etc.). Methods take into account stack test results as appropriate.

Applicable Requirements ***H-1025***

List all applicable requirements for this emission unit. For each applicable requirement, include the underlying rule/regulation citation and/or construction permit with the condition number. (*Note: Title V permit condition numbers alone are not the underlying applicable requirements*). If an emission limit is calculated based on the type of source and design capacity or if a standard is based on a design parameter, this information should also be included.

Emission Limits - 5.1.9, 5.1.10, 5.1.11, ; ; 45CSR34, ; 40CFR63 Subpart FFFF,

Opacity Limits - NA

Operational Limits - 5.1.12, ; ; 45CSR34, ; 40CFR63 Subpart FFFF,

X Permit Shield

For all applicable requirements listed above, provide monitoring/testing/recordkeeping/reporting which shall be used to demonstrate compliance. If the method is based on a permit or rule, include the condition number or citation. (Note: Each requirement listed above must have an associated method of demonstrating compliance. If there is not already a required method in place, then a method must be proposed.)

Emission Limits - NA, ;

Opacity Limits - NA;

Operational Limits - 5.2.6, ; ; 45CSR34,; 40CFR63.2465,

Are you in compliance with all applicable requirements for this emission unit? X Yes ___No

If no, complete the **Schedule of Compliance Form** as **ATTACHMENT F**.

ATTACHMENT E - Emission Unit Form

Emission Unit Description		*Emission Group 206*
Emission unit ID number: H-1026	**Emission unit name:** Condenser	**List any control devices associated with this emission unit:** C-405
Provide a description of the emission unit (type, method of operation, design parameters, etc.): Condenser		
Manufacturer: In House	**Model number:** NA	**Serial number:** NA
Construction date:	**Installation date:**	**Modification date(s):**
Design Capacity (examples: furnaces - tons/hr, tanks - gallons):		
Maximum Hourly Throughput: See Potential Emissions estimation method	**Maximum Annual Throughput:**	**Maximum Operating Schedule:** 8760
Fuel Usage Data **(fill out all applicable fields)**		
Does this emission unit combust fuel? ___ Yes ___X No		**If yes, is it?** ___ Indirect Fired ___ Direct Fired
Maximum design heat input and/or maximum horsepower rating:		**Type and Btu/hr rating of burners:**
List the primary fuel type(s) and if applicable, the secondary fuel type(s). For each fuel type listed, provide the maximum hourly and annual fuel usage for each.		

Describe each fuel expected to be used during the term of the permit.

Fuel Type	Max. Sulfur Content	Max. Ash Content	BTU Value

Emissions Data	***H-1026***	
Criteria Pollutants	Potential Emissions	
	PPH	TPY
Carbon Monoxide (CO)		
Nitrogen Oxides (NO_X)		
Lead (Pb)		
Particulate Matter ($PM_{2.5}$)		
Particulate Matter (PM_{10})		
Total Particulate Matter (TSP)		
Sulfur Dioxide (SO_2)		
Volatile Organic Compounds (VOC)		
Hazardous Air Pollutants	Potential Emissions	
	PPH	TPY
Regulated Pollutants other than Criteria and HAP	Potential Emissions	
	PPH	TPY

List the method(s) used to calculate the potential emissions (include dates of any stack tests conducted, versions of software used, source and dates of emission factors, etc.).

Emissions from this Emission Group are assigned to the major emitting process equipment. Emissions are calculated assuming 8760 hours of operation for most equipment. Emergency equipment emissions are based on 500 hours per year. Highest emitting products were chosen for each emission group, utilizing MON MACT standard batch requirements when appropriate. For tanks the highest throughput in the last three years was increased three times. This was the basis for the PTE. Emissions were calculated using ChemCAD, Essential EHS, Emission Master and/or other appropriate emission estimation models or calculation methodologies (USEPA's TANKS 4.0, WATER9, etc.). Methods take into account stack test results as appropriate.

Applicable Requirements ***H-1026***

List all applicable requirements for this emission unit. For each applicable requirement, include the underlying rule/regulation citation and/or construction permit with the condition number. (*Note: Title V permit condition numbers alone are not the underlying applicable requirements*). If an emission limit is calculated based on the type of source and design capacity or if a standard is based on a design parameter, this information should also be included.

Emission Limits - 5.1.9, 5.1.10, 5.1.11, ; ; 45CSR34, ; 40CFR63 Subpart FFFF,

Opacity Limits - NA

Operational Limits - 5.1.12, ; ; 45CSR34, ; 40CFR63 Subpart FFFF,

X Permit Shield

For all applicable requirements listed above, provide monitoring/testing/recordkeeping/reporting which shall be used to demonstrate compliance. If the method is based on a permit or rule, include the condition number or citation. (Note: Each requirement listed above must have an associated method of demonstrating compliance. If there is not already a required method in place, then a method must be proposed.)

Emission Limits - NA, ;

Opacity Limits - NA;

Operational Limits - 5.2.6, ; ; 45CSR34,; 40CFR63.2465,

Are you in compliance with all applicable requirements for this emission unit? X Yes ___No

If no, complete the **Schedule of Compliance Form** as **ATTACHMENT F**.

ATTACHMENT E - Emission Unit Form

Emission Unit Description		*Emission Group 206*
Emission unit ID number: K-3	**Emission unit name:** Kettle	**List any control devices associated with this emission unit:** C-405
Provide a description of the emission unit (type, method of operation, design parameters, etc.): Kettle		
Manufacturer: In House	**Model number:** NA	**Serial number:** NA
Construction date:	**Installation date:**	**Modification date(s):**
Design Capacity (examples: furnaces - tons/hr, tanks - gallons):		
Maximum Hourly Throughput: See Potential Emissions estimation method	**Maximum Annual Throughput:**	**Maximum Operating Schedule:** 8760
Fuel Usage Data **(fill out all applicable fields)**		
Does this emission unit combust fuel? ___ Yes ___X No		**If yes, is it?** ___ Indirect Fired ___ Direct Fired
Maximum design heat input and/or maximum horsepower rating:		**Type and Btu/hr rating of burners:**
List the primary fuel type(s) and if applicable, the secondary fuel type(s). For each fuel type listed, provide the maximum hourly and annual fuel usage for each.		

Describe each fuel expected to be used during the term of the permit.

Fuel Type	Max. Sulfur Content	Max. Ash Content	BTU Value

Emissions Data ***K-3***

Criteria Pollutants	Potential Emissions	
	PPH	TPY
Carbon Monoxide (CO)		
Nitrogen Oxides (NO_X)		
Lead (Pb)		
Particulate Matter ($PM_{2.5}$)		
Particulate Matter (PM_{10})		
Total Particulate Matter (TSP)		
Sulfur Dioxide (SO_2)		
Volatile Organic Compounds (VOC)	1.14	5.00

Hazardous Air Pollutants	Potential Emissions	
	PPH	TPY
Hydrochloric Acid	0.23	1.00

Regulated Pollutants other than Criteria and HAP	Potential Emissions	
	PPH	TPY

List the method(s) used to calculate the potential emissions (include dates of any stack tests conducted, versions of software used, source and dates of emission factors, etc.).

Emissions from this Emission Group are assigned to the major emitting process equipment. Emissions are calculated assuming 8760 hours of operation for most equipment. Emergency equipment emissions are based on 500 hours per year. Highest emitting products were chosen for each emission group, utilizing MON MACT standard batch requirements when appropriate. For tanks the highest throughput in the last three years was increased three times. This was the basis for the PTE. Emissions were calculated using ChemCAD, Essential EHS, Emission Master and/or other appropriate emission estimation models or calculation methodologies (USEPA's TANKS 4.0, WATER9, etc.). Methods take into account stack test results as appropriate.

Applicable Requirements ***K-3***

List all applicable requirements for this emission unit. For each applicable requirement, include the underlying rule/regulation citation and/or construction permit with the condition number. (*Note: Title V permit condition numbers alone are not the underlying applicable requirements*). If an emission limit is calculated based on the type of source and design capacity or if a standard is based on a design parameter, this information should also be included.

Emission Limits - 5.1.9, 5.1.10, 5.1.11, ; ; 45CSR34, ; 40CFR63 Subpart FFFF,

Opacity Limits - NA

Operational Limits - 5.1.12, ; ; 45CSR34, ; 40CFR63 Subpart FFFF,

X Permit Shield

For all applicable requirements listed above, provide monitoring/testing/recordkeeping/reporting which shall be used to demonstrate compliance. If the method is based on a permit or rule, include the condition number or citation. (Note: Each requirement listed above must have an associated method of demonstrating compliance. If there is not already a required method in place, then a method must be proposed.)

Emission Limits - NA, ;

Opacity Limits - NA;

Operational Limits - 5.2.6, ; ; 45CSR34,; 40CFR63.2465,

Are you in compliance with all applicable requirements for this emission unit? X Yes ___No

If no, complete the **Schedule of Compliance Form** as **ATTACHMENT F**.

ATTACHMENT E - Emission Unit Form

Emission Unit Description		*Emission Group 206*
Emission unit ID number: T-215	**Emission unit name:** Tank	**List any control devices associated with this emission unit:** NONE

Provide a description of the emission unit (type, method of operation, design parameters, etc.):

Tank

Manufacturer:	**Model number:**	**Serial number:**
In House	NA	NA
Construction date: 1954	**Installation date:**	**Modification date(s):**

Design Capacity (examples: furnaces - tons/hr, tanks - gallons):

<20,000

Maximum Hourly Throughput:	**Maximum Annual Throughput:**	**Maximum Operating Schedule:**
See Potential Emissions estimation method		8760

Fuel Usage Data **(fill out all applicable fields)**

Does this emission unit combust fuel? ___ Yes ___X No	**If yes, is it?** ___ Indirect Fired ___ Direct Fired
Maximum design heat input and/or maximum horsepower rating:	**Type and Btu/hr rating of burners:**

List the primary fuel type(s) and if applicable, the secondary fuel type(s). For each fuel type listed, provide the maximum hourly and annual fuel usage for each.

Describe each fuel expected to be used during the term of the permit.

Fuel Type	Max. Sulfur Content	Max. Ash Content	BTU Value

Emissions Data ***T-215***

Criteria Pollutants	Potential Emissions	
	PPH	TPY
Carbon Monoxide (CO)		
Nitrogen Oxides (NO_X)		
Lead (Pb)		
Particulate Matter ($PM_{2.5}$)		
Particulate Matter (PM_{10})		
Total Particulate Matter (TSP)		
Sulfur Dioxide (SO_2)		
Volatile Organic Compounds (VOC)		

Hazardous Air Pollutants	Potential Emissions	
	PPH	TPY

Regulated Pollutants other than Criteria and HAP	Potential Emissions	
	PPH	TPY

List the method(s) used to calculate the potential emissions (include dates of any stack tests conducted, versions of software used, source and dates of emission factors, etc.).

Emissions from this Emission Group are assigned to the major emitting process equipment. Emissions are calculated assuming 8760 hours of operation for most equipment. Emergency equipment emissions are based on 500 hours per year. Highest emitting products were chosen for each emission group, utilizing MON MACT standard batch requirements when appropriate. For tanks the highest throughput in the last three years was increased three times. This was the basis for the PTE. Emissions were calculated using ChemCAD, Essential EHS, Emission Master and/or other appropriate emission estimation models or calculation methodologies (USEPA's TANKS 4.0, WATER9, etc.). Methods take into account stack test results as appropriate.

Applicable Requirements ***T-215***

List all applicable requirements for this emission unit. For each applicable requirement, include the underlying rule/regulation citation and/or construction permit with the condition number. (*Note: Title V permit condition numbers alone are not the underlying applicable requirements*). If an emission limit is calculated based on the type of source and design capacity or if a standard is based on a design parameter, this information should also be included.

Emission Limits - 5.1.9, 5.1.10, 5.1.11, ; ; 45CSR34, ; 40CFR63 Subpart FFFF,

Opacity Limits - NA

Operational Limits - 5.1.12, ; ; 45CSR34, ; 40CFR63 Subpart FFFF,

X Permit Shield

For all applicable requirements listed above, provide monitoring/testing/recordkeeping/reporting which shall be used to demonstrate compliance. If the method is based on a permit or rule, include the condition number or citation. (Note: Each requirement listed above must have an associated method of demonstrating compliance. If there is not already a required method in place, then a method must be proposed.)

Emission Limits - NA, ;

Opacity Limits - NA;

Operational Limits - 5.2.6, ; ; 45CSR34,; 40CFR63.2465,

Are you in compliance with all applicable requirements for this emission unit? X Yes ___No

If no, complete the **Schedule of Compliance Form** as **ATTACHMENT F**.

ATTACHMENT E - Emission Unit Form

Emission Unit Description		*Emission Group 206*
Emission unit ID number: T-216	**Emission unit name:** Tank	**List any control devices associated with this emission unit:** NONE

Provide a description of the emission unit (type, method of operation, design parameters, etc.):

Tank

Manufacturer:	**Model number:**	**Serial number:**
In House	NA	NA
Construction date: 1954	**Installation date:**	**Modification date(s):**

Design Capacity (examples: furnaces - tons/hr, tanks - gallons):

<20,000

Maximum Hourly Throughput:	**Maximum Annual Throughput:**	**Maximum Operating Schedule:**
See Potential Emissions estimation method		8760

Fuel Usage Data **(fill out all applicable fields)**

Does this emission unit combust fuel? ___ Yes ___X No	**If yes, is it?** ___ Indirect Fired ___ Direct Fired
Maximum design heat input and/or maximum horsepower rating:	**Type and Btu/hr rating of burners:**

List the primary fuel type(s) and if applicable, the secondary fuel type(s). For each fuel type listed, provide the maximum hourly and annual fuel usage for each.

Describe each fuel expected to be used during the term of the permit.

Fuel Type	Max. Sulfur Content	Max. Ash Content	BTU Value

Emissions Data	***T-216***	
Criteria Pollutants	Potential Emissions	
	PPH	TPY
Carbon Monoxide (CO)		
Nitrogen Oxides (NO_X)		
Lead (Pb)		
Particulate Matter ($PM_{2.5}$)		
Particulate Matter (PM_{10})		
Total Particulate Matter (TSP)		
Sulfur Dioxide (SO_2)		
Volatile Organic Compounds (VOC)		
Hazardous Air Pollutants	Potential Emissions	
	PPH	TPY
Regulated Pollutants other than Criteria and HAP	Potential Emissions	
	PPH	TPY

List the method(s) used to calculate the potential emissions (include dates of any stack tests conducted, versions of software used, source and dates of emission factors, etc.).

Emissions from this Emission Group are assigned to the major emitting process equipment. Emissions are calculated assuming 8760 hours of operation for most equipment. Emergency equipment emissions are based on 500 hours per year. Highest emitting products were chosen for each emission group, utilizing MON MACT standard batch requirements when appropriate. For tanks the highest throughput in the last three years was increased three times. This was the basis for the PTE. Emissions were calculated using ChemCAD, Essential EHS, Emission Master and/or other appropriate emission estimation models or calculation methodologies (USEPA's TANKS 4.0, WATER9, etc.). Methods take into account stack test results as appropriate.

Applicable Requirements ***T-216***

List all applicable requirements for this emission unit. For each applicable requirement, include the underlying rule/regulation citation and/or construction permit with the condition number. (*Note: Title V permit condition numbers alone are not the underlying applicable requirements*). If an emission limit is calculated based on the type of source and design capacity or if a standard is based on a design parameter, this information should also be included.

Emission Limits - 5.1.9, 5.1.10, 5.1.11, ; ; 45CSR34, ; 40CFR63 Subpart FFFF,

Opacity Limits - NA

Operational Limits - 5.1.12, ; ; 45CSR34, ; 40CFR63 Subpart FFFF,

X Permit Shield

For all applicable requirements listed above, provide monitoring/testing/recordkeeping/reporting which shall be used to demonstrate compliance. If the method is based on a permit or rule, include the condition number or citation. (Note: Each requirement listed above must have an associated method of demonstrating compliance. If there is not already a required method in place, then a method must be proposed.)

Emission Limits - NA, ;

Opacity Limits - NA;

Operational Limits - 5.2.6, ; ; 45CSR34,; 40CFR63.2465,

Are you in compliance with all applicable requirements for this emission unit? X Yes ___No

If no, complete the **Schedule of Compliance Form** as **ATTACHMENT F**.

ATTACHMENT E - Emission Unit Form

Emission Unit Description		*Emission Group 206*
Emission unit ID number: T-217	**Emission unit name:** Tank	**List any control devices associated with this emission unit:** NONE

Provide a description of the emission unit (type, method of operation, design parameters, etc.):

Tank

Manufacturer: In House	**Model number:** NA	**Serial number:** NA
Construction date: 1954	**Installation date:**	**Modification date(s):**

Design Capacity (examples: furnaces - tons/hr, tanks - gallons):

<20,000

Maximum Hourly Throughput: See Potential Emissions estimation method	**Maximum Annual Throughput:**	**Maximum Operating Schedule:** 8760

Fuel Usage Data **(fill out all applicable fields)**

Does this emission unit combust fuel? ___ Yes ___X No	**If yes, is it?** ___ Indirect Fired ___ Direct Fired
Maximum design heat input and/or maximum horsepower rating:	**Type and Btu/hr rating of burners:**

List the primary fuel type(s) and if applicable, the secondary fuel type(s). For each fuel type listed, provide the maximum hourly and annual fuel usage for each.

Describe each fuel expected to be used during the term of the permit.

Fuel Type	Max. Sulfur Content	Max. Ash Content	BTU Value

Emissions Data	***T-217***	
Criteria Pollutants	Potential Emissions	
	PPH	TPY
Carbon Monoxide (CO)		
Nitrogen Oxides (NO_X)		
Lead (Pb)		
Particulate Matter ($PM_{2.5}$)		
Particulate Matter (PM_{10})		
Total Particulate Matter (TSP)		
Sulfur Dioxide (SO_2)		
Volatile Organic Compounds (VOC)		
Hazardous Air Pollutants	Potential Emissions	
	PPH	TPY
Regulated Pollutants other than Criteria and HAP	Potential Emissions	
	PPH	TPY

List the method(s) used to calculate the potential emissions (include dates of any stack tests conducted, versions of software used, source and dates of emission factors, etc.).

Emissions from this Emission Group are assigned to the major emitting process equipment. Emissions are calculated assuming 8760 hours of operation for most equipment. Emergency equipment emissions are based on 500 hours per year. Highest emitting products were chosen for each emission group, utilizing MON MACT standard batch requirements when appropriate. For tanks the highest throughput in the last three years was increased three times. This was the basis for the PTE. Emissions were calculated using ChemCAD, Essential EHS, Emission Master and/or other appropriate emission estimation models or calculation methodologies (USEPA's TANKS 4.0, WATER9, etc.). Methods take into account stack test results as appropriate.

Applicable Requirements ***T-217***

List all applicable requirements for this emission unit. For each applicable requirement, include the underlying rule/regulation citation and/or construction permit with the condition number. (*Note: Title V permit condition numbers alone are not the underlying applicable requirements*). If an emission limit is calculated based on the type of source and design capacity or if a standard is based on a design parameter, this information should also be included.

Emission Limits - 5.1.9, 5.1.10, 5.1.11, ; ; 45CSR34, ; 40CFR63 Subpart FFFF,

Opacity Limits - NA

Operational Limits - 5.1.12, ; ; 45CSR34, ; 40CFR63 Subpart FFFF,

X Permit Shield

For all applicable requirements listed above, provide monitoring/testing/recordkeeping/reporting which shall be used to demonstrate compliance. If the method is based on a permit or rule, include the condition number or citation. (Note: Each requirement listed above must have an associated method of demonstrating compliance. If there is not already a required method in place, then a method must be proposed.)

Emission Limits - NA, ;

Opacity Limits - NA;

Operational Limits - 5.2.6, ; ; 45CSR34,; 40CFR63.2465,

Are you in compliance with all applicable requirements for this emission unit? X Yes ___No

If no, complete the **Schedule of Compliance Form** as **ATTACHMENT F**.

ATTACHMENT E - Emission Unit Form

Emission Unit Description		*Emission Group 206*
Emission unit ID number: T-218	**Emission unit name:** Tank	**List any control devices associated with this emission unit:** C-405

Provide a description of the emission unit (type, method of operation, design parameters, etc.):

Tank

Manufacturer:	**Model number:**	**Serial number:**
In House	NA	NA
Construction date: 1954	**Installation date:**	**Modification date(s):**

Design Capacity (examples: furnaces - tons/hr, tanks - gallons):

<20,000

Maximum Hourly Throughput:	**Maximum Annual Throughput:**	**Maximum Operating Schedule:**
See Potential Emissions estimation method		8760

Fuel Usage Data **(fill out all applicable fields)**

Does this emission unit combust fuel? ___ Yes ___X No	**If yes, is it?** ___ Indirect Fired ___ Direct Fired
Maximum design heat input and/or maximum horsepower rating:	**Type and Btu/hr rating of burners:**

List the primary fuel type(s) and if applicable, the secondary fuel type(s). For each fuel type listed, provide the maximum hourly and annual fuel usage for each.

Describe each fuel expected to be used during the term of the permit.

Fuel Type	Max. Sulfur Content	Max. Ash Content	BTU Value

Emissions Data	***T-218***	
Criteria Pollutants	Potential Emissions	
	PPH	TPY
Carbon Monoxide (CO)		
Nitrogen Oxides (NO_X)		
Lead (Pb)		
Particulate Matter ($PM_{2.5}$)		
Particulate Matter (PM_{10})		
Total Particulate Matter (TSP)		
Sulfur Dioxide (SO_2)		
Volatile Organic Compounds (VOC)		
Hazardous Air Pollutants	Potential Emissions	
	PPH	TPY
Regulated Pollutants other than Criteria and HAP	Potential Emissions	
	PPH	TPY

List the method(s) used to calculate the potential emissions (include dates of any stack tests conducted, versions of software used, source and dates of emission factors, etc.).

Emissions from this Emission Group are assigned to the major emitting process equipment. Emissions are calculated assuming 8760 hours of operation for most equipment. Emergency equipment emissions are based on 500 hours per year. Highest emitting products were chosen for each emission group, utilizing MON MACT standard batch requirements when appropriate. For tanks the highest throughput in the last three years was increased three times. This was the basis for the PTE. Emissions were calculated using ChemCAD, Essential EHS, Emission Master and/or other appropriate emission estimation models or calculation methodologies (USEPA's TANKS 4.0, WATER9, etc.). Methods take into account stack test results as appropriate.

Applicable Requirements ***T-218***

List all applicable requirements for this emission unit. For each applicable requirement, include the underlying rule/regulation citation and/or construction permit with the condition number. (*Note: Title V permit condition numbers alone are not the underlying applicable requirements*). If an emission limit is calculated based on the type of source and design capacity or if a standard is based on a design parameter, this information should also be included.

Emission Limits - 5.1.9, 5.1.10, 5.1.11, ; ; 45CSR34, ; 40CFR63 Subpart FFFF,

Opacity Limits - NA

Operational Limits - 5.1.12, ; ; 45CSR34, ; 40CFR63 Subpart FFFF,

X Permit Shield

For all applicable requirements listed above, provide monitoring/testing/recordkeeping/reporting which shall be used to demonstrate compliance. If the method is based on a permit or rule, include the condition number or citation. (Note: Each requirement listed above must have an associated method of demonstrating compliance. If there is not already a required method in place, then a method must be proposed.)

Emission Limits - NA, ;

Opacity Limits - NA;

Operational Limits - 5.2.6, ; ; 45CSR34,; 40CFR63.2465,

Are you in compliance with all applicable requirements for this emission unit? X Yes ___No

If no, complete the **Schedule of Compliance Form** as **ATTACHMENT F**.

ATTACHMENT E - Emission Unit Form

Emission Unit Description		*Emission Group 206*
Emission unit ID number: T-394	**Emission unit name:** Tank	**List any control devices associated with this emission unit:** C-405

Provide a description of the emission unit (type, method of operation, design parameters, etc.):

Tank

Manufacturer:	**Model number:**	**Serial number:**
In House	NA	NA
Construction date: 1960	**Installation date:**	**Modification date(s):**

Design Capacity (examples: furnaces - tons/hr, tanks - gallons):

<20,000

Maximum Hourly Throughput:	**Maximum Annual Throughput:**	**Maximum Operating Schedule:**
See Potential Emissions estimation method		8760

Fuel Usage Data **(fill out all applicable fields)**

Does this emission unit combust fuel? ___ Yes ___X No	**If yes, is it?** ___ Indirect Fired ___ Direct Fired
Maximum design heat input and/or maximum horsepower rating:	**Type and Btu/hr rating of burners:**

List the primary fuel type(s) and if applicable, the secondary fuel type(s). For each fuel type listed, provide the maximum hourly and annual fuel usage for each.

Describe each fuel expected to be used during the term of the permit.

Fuel Type	Max. Sulfur Content	Max. Ash Content	BTU Value

Emissions Data	***T-394***	
Criteria Pollutants	Potential Emissions	
	PPH	TPY
Carbon Monoxide (CO)		
Nitrogen Oxides (NO_X)		
Lead (Pb)		
Particulate Matter ($PM_{2.5}$)		
Particulate Matter (PM_{10})		
Total Particulate Matter (TSP)		
Sulfur Dioxide (SO_2)		
Volatile Organic Compounds (VOC)		
Hazardous Air Pollutants	Potential Emissions	
	PPH	TPY
Regulated Pollutants other than Criteria and HAP	Potential Emissions	
	PPH	TPY

List the method(s) used to calculate the potential emissions (include dates of any stack tests conducted, versions of software used, source and dates of emission factors, etc.).

Emissions from this Emission Group are assigned to the major emitting process equipment. Emissions are calculated assuming 8760 hours of operation for most equipment. Emergency equipment emissions are based on 500 hours per year. Highest emitting products were chosen for each emission group, utilizing MON MACT standard batch requirements when appropriate. For tanks the highest throughput in the last three years was increased three times. This was the basis for the PTE. Emissions were calculated using ChemCAD, Essential EHS, Emission Master and/or other appropriate emission estimation models or calculation methodologies (USEPA's TANKS 4.0, WATER9, etc.). Methods take into account stack test results as appropriate.

Applicable Requirements ***T-394***

List all applicable requirements for this emission unit. For each applicable requirement, include the underlying rule/regulation citation and/or construction permit with the condition number. (*Note: Title V permit condition numbers alone are not the underlying applicable requirements*). If an emission limit is calculated based on the type of source and design capacity or if a standard is based on a design parameter, this information should also be included.

Emission Limits - 5.1.9, 5.1.10, 5.1.11, ; ; 45CSR34, ; 40CFR63 Subpart FFFF,

Opacity Limits - NA

Operational Limits - 5.1.12, ; ; 45CSR34, ; 40CFR63 Subpart FFFF,

X Permit Shield

For all applicable requirements listed above, provide monitoring/testing/recordkeeping/reporting which shall be used to demonstrate compliance. If the method is based on a permit or rule, include the condition number or citation. (Note: Each requirement listed above must have an associated method of demonstrating compliance. If there is not already a required method in place, then a method must be proposed.)

Emission Limits - NA, ;

Opacity Limits - NA;

Operational Limits - 5.2.6, ; ; 45CSR34,; 40CFR63.2465,

Are you in compliance with all applicable requirements for this emission unit? X Yes ___No

If no, complete the **Schedule of Compliance Form** as **ATTACHMENT F**.

ATTACHMENT E - Emission Unit Form

Emission Unit Description		*Emission Group 206*
Emission unit ID number: T-1399	**Emission unit name:** Tank	**List any control devices associated with this emission unit:** C-405, C406

Provide a description of the emission unit (type, method of operation, design parameters, etc.):

Tank

Manufacturer:	**Model number:**	**Serial number:**
In House	NA	NA
Construction date: 1986	**Installation date:**	**Modification date(s):**

Design Capacity (examples: furnaces - tons/hr, tanks - gallons):

<20,000

Maximum Hourly Throughput:	**Maximum Annual Throughput:**	**Maximum Operating Schedule:**
See Potential Emissions estimation method		8760

Fuel Usage Data **(fill out all applicable fields)**

Does this emission unit combust fuel? ___ Yes ___X No	**If yes, is it?** ___ Indirect Fired ___ Direct Fired
Maximum design heat input and/or maximum horsepower rating:	**Type and Btu/hr rating of burners:**

List the primary fuel type(s) and if applicable, the secondary fuel type(s). For each fuel type listed, provide the maximum hourly and annual fuel usage for each.

Describe each fuel expected to be used during the term of the permit.

Fuel Type	Max. Sulfur Content	Max. Ash Content	BTU Value

Emissions Data ***T-1399***

Criteria Pollutants	Potential Emissions	
	PPH	TPY
Carbon Monoxide (CO)		
Nitrogen Oxides (NO_X)		
Lead (Pb)		
Particulate Matter ($PM_{2.5}$)		
Particulate Matter (PM_{10})		
Total Particulate Matter (TSP)		
Sulfur Dioxide (SO_2)		
Volatile Organic Compounds (VOC)		

Hazardous Air Pollutants	Potential Emissions	
	PPH	TPY

Regulated Pollutants other than Criteria and HAP	Potential Emissions	
	PPH	TPY

List the method(s) used to calculate the potential emissions (include dates of any stack tests conducted, versions of software used, source and dates of emission factors, etc.).

Emissions from this Emission Group are assigned to the major emitting process equipment. Emissions are calculated assuming 8760 hours of operation for most equipment. Emergency equipment emissions are based on 500 hours per year. Highest emitting products were chosen for each emission group, utilizing MON MACT standard batch requirements when appropriate. For tanks the highest throughput in the last three years was increased three times. This was the basis for the PTE. Emissions were calculated using ChemCAD, Essential EHS, Emission Master and/or other appropriate emission estimation models or calculation methodologies (USEPA's TANKS 4.0, WATER9, etc.). Methods take into account stack test results as appropriate.

Applicable Requirements ***T-1399***

List all applicable requirements for this emission unit. For each applicable requirement, include the underlying rule/regulation citation and/or construction permit with the condition number. (*Note: Title V permit condition numbers alone are not the underlying applicable requirements*). If an emission limit is calculated based on the type of source and design capacity or if a standard is based on a design parameter, this information should also be included.

Emission Limits - 5.1.9, 5.1.10, 5.1.11, ; ; 45CSR34, ; 40CFR63 Subpart FFFF,

Opacity Limits - NA

Operational Limits - 5.1.12, ; ; 45CSR34, ; 40CFR63 Subpart FFFF,

X Permit Shield

For all applicable requirements listed above, provide monitoring/testing/recordkeeping/reporting which shall be used to demonstrate compliance. If the method is based on a permit or rule, include the condition number or citation. (Note: Each requirement listed above must have an associated method of demonstrating compliance. If there is not already a required method in place, then a method must be proposed.)

Emission Limits - NA, ;

Opacity Limits - NA;

Operational Limits - 5.2.6, ; ; 45CSR34,; 40CFR63.2465,

Are you in compliance with all applicable requirements for this emission unit? X Yes ___No

If no, complete the **Schedule of Compliance Form** as **ATTACHMENT F**.

ATTACHMENT E - Emission Unit Form

Emission Unit Description		*Emission Group 206*
Emission unit ID number: T-1400	**Emission unit name:** Tank	**List any control devices associated with this emission unit:** C-405, C406

Provide a description of the emission unit (type, method of operation, design parameters, etc.):

Tank

Manufacturer:	**Model number:**	**Serial number:**
In House	NA	NA
Construction date: 1986	**Installation date:**	**Modification date(s):**

Design Capacity (examples: furnaces - tons/hr, tanks - gallons):

<20,000

Maximum Hourly Throughput:	**Maximum Annual Throughput:**	**Maximum Operating Schedule:**
See Potential Emissions estimation method		8760

Fuel Usage Data **(fill out all applicable fields)**

Does this emission unit combust fuel? ___ Yes ___X No	**If yes, is it?** ___ Indirect Fired ___ Direct Fired
Maximum design heat input and/or maximum horsepower rating:	**Type and Btu/hr rating of burners:**

List the primary fuel type(s) and if applicable, the secondary fuel type(s). For each fuel type listed, provide the maximum hourly and annual fuel usage for each.

Describe each fuel expected to be used during the term of the permit.

Fuel Type	Max. Sulfur Content	Max. Ash Content	BTU Value

Emissions Data	***T-1400***	
Criteria Pollutants	Potential Emissions	
	PPH	TPY
Carbon Monoxide (CO)		
Nitrogen Oxides (NO_X)		
Lead (Pb)		
Particulate Matter ($PM_{2.5}$)		
Particulate Matter (PM_{10})		
Total Particulate Matter (TSP)		
Sulfur Dioxide (SO_2)		
Volatile Organic Compounds (VOC)		
Hazardous Air Pollutants	Potential Emissions	
	PPH	TPY
Regulated Pollutants other than Criteria and HAP	Potential Emissions	
	PPH	TPY

List the method(s) used to calculate the potential emissions (include dates of any stack tests conducted, versions of software used, source and dates of emission factors, etc.).

Emissions from this Emission Group are assigned to the major emitting process equipment. Emissions are calculated assuming 8760 hours of operation for most equipment. Emergency equipment emissions are based on 500 hours per year. Highest emitting products were chosen for each emission group, utilizing MON MACT standard batch requirements when appropriate. For tanks the highest throughput in the last three years was increased three times. This was the basis for the PTE. Emissions were calculated using ChemCAD, Essential EHS, Emission Master and/or other appropriate emission estimation models or calculation methodologies (USEPA's TANKS 4.0, WATER9, etc.). Methods take into account stack test results as appropriate.

Applicable Requirements ***T-1400***

List all applicable requirements for this emission unit. For each applicable requirement, include the underlying rule/regulation citation and/or construction permit with the condition number. (*Note: Title V permit condition numbers alone are not the underlying applicable requirements*). If an emission limit is calculated based on the type of source and design capacity or if a standard is based on a design parameter, this information should also be included.

Emission Limits - 5.1.9, 5.1.10, 5.1.11, ; ; 45CSR34, ; 40CFR63 Subpart FFFF,

Opacity Limits - NA

Operational Limits - 5.1.12, ; ; 45CSR34, ; 40CFR63 Subpart FFFF,

X Permit Shield

For all applicable requirements listed above, provide monitoring/testing/recordkeeping/reporting which shall be used to demonstrate compliance. If the method is based on a permit or rule, include the condition number or citation. (Note: Each requirement listed above must have an associated method of demonstrating compliance. If there is not already a required method in place, then a method must be proposed.)

Emission Limits - NA, ;

Opacity Limits - NA;

Operational Limits - 5.2.6, ; ; 45CSR34,; 40CFR63.2465,

Are you in compliance with all applicable requirements for this emission unit? X Yes ___No

If no, complete the **Schedule of Compliance Form** as **ATTACHMENT F**.

ATTACHMENT E - Emission Unit Form

Emission Unit Description		*Emission Group 206*
Emission unit ID number: T-1841	**Emission unit name:** Tank	**List any control devices associated with this emission unit:** C-405

Provide a description of the emission unit (type, method of operation, design parameters, etc.):

Tank

Manufacturer:	**Model number:**	**Serial number:**
In House	NA	NA
Construction date: 1995	**Installation date:**	**Modification date(s):**

Design Capacity (examples: furnaces - tons/hr, tanks - gallons):

<20,000

Maximum Hourly Throughput:	**Maximum Annual Throughput:**	**Maximum Operating Schedule:**
See Potential Emissions estimation method		8760

Fuel Usage Data **(fill out all applicable fields)**

Does this emission unit combust fuel? ___ Yes ___X No	**If yes, is it?** ___ Indirect Fired ___ Direct Fired
Maximum design heat input and/or maximum horsepower rating:	**Type and Btu/hr rating of burners:**

List the primary fuel type(s) and if applicable, the secondary fuel type(s). For each fuel type listed, provide the maximum hourly and annual fuel usage for each.

Describe each fuel expected to be used during the term of the permit.

Fuel Type	Max. Sulfur Content	Max. Ash Content	BTU Value

Emissions Data ***T-1841***

Criteria Pollutants	Potential Emissions	
	PPH	TPY
Carbon Monoxide (CO)		
Nitrogen Oxides (NO_X)		
Lead (Pb)		
Particulate Matter ($PM_{2.5}$)		
Particulate Matter (PM_{10})		
Total Particulate Matter (TSP)		
Sulfur Dioxide (SO_2)		
Volatile Organic Compounds (VOC)		

Hazardous Air Pollutants	Potential Emissions	
	PPH	TPY

Regulated Pollutants other than Criteria and HAP	Potential Emissions	
	PPH	TPY

List the method(s) used to calculate the potential emissions (include dates of any stack tests conducted, versions of software used, source and dates of emission factors, etc.).

Emissions from this Emission Group are assigned to the major emitting process equipment. Emissions are calculated assuming 8760 hours of operation for most equipment. Emergency equipment emissions are based on 500 hours per year. Highest emitting products were chosen for each emission group, utilizing MON MACT standard batch requirements when appropriate. For tanks the highest throughput in the last three years was increased three times. This was the basis for the PTE. Emissions were calculated using ChemCAD, Essential EHS, Emission Master and/or other appropriate emission estimation models or calculation methodologies (USEPA's TANKS 4.0, WATER9, etc.). Methods take into account stack test results as appropriate.

Applicable Requirements ***T-1841***

List all applicable requirements for this emission unit. For each applicable requirement, include the underlying rule/regulation citation and/or construction permit with the condition number. (*Note: Title V permit condition numbers alone are not the underlying applicable requirements*). If an emission limit is calculated based on the type of source and design capacity or if a standard is based on a design parameter, this information should also be included.

Emission Limits - 5.1.9, 5.1.10, 5.1.11, ; ; 45CSR34, ; 40CFR63 Subpart FFFF,

Opacity Limits - NA

Operational Limits - 5.1.12, ; ; 45CSR34, ; 40CFR63 Subpart FFFF,

X Permit Shield

For all applicable requirements listed above, provide monitoring/testing/recordkeeping/reporting which shall be used to demonstrate compliance. If the method is based on a permit or rule, include the condition number or citation. (Note: Each requirement listed above must have an associated method of demonstrating compliance. If there is not already a required method in place, then a method must be proposed.)

Emission Limits - NA, ;

Opacity Limits - NA;

Operational Limits - 5.2.6, ; ; 45CSR34,; 40CFR63.2465,

Are you in compliance with all applicable requirements for this emission unit? X Yes ___No

If no, complete the **Schedule of Compliance Form** as **ATTACHMENT F**.

ATTACHMENT E - Emission Unit Form

Emission Unit Description		*Emission Group 207*
Emission unit ID number: C-494	**Emission unit name:** Vacuum Jets	**List any control devices associated with this emission unit:** NONE

Provide a description of the emission unit (type, method of operation, design parameters, etc.):

Vacuum Jets

Manufacturer:	**Model number:**	**Serial number:**
In House	NA	NA
Construction date:	**Installation date:**	**Modification date(s):**

Design Capacity (examples: furnaces - tons/hr, tanks - gallons):

Maximum Hourly Throughput:	**Maximum Annual Throughput:**	**Maximum Operating Schedule:**
See Potential Emissions estimation method		8760

Fuel Usage Data **(fill out all applicable fields)**

Does this emission unit combust fuel? ___ Yes ___X No	**If yes, is it?** ___ Indirect Fired ___ Direct Fired
Maximum design heat input and/or maximum horsepower rating:	**Type and Btu/hr rating of burners:**

List the primary fuel type(s) and if applicable, the secondary fuel type(s). For each fuel type listed, provide the maximum hourly and annual fuel usage for each.

Describe each fuel expected to be used during the term of the permit.

Fuel Type	Max. Sulfur Content	Max. Ash Content	BTU Value

Emissions Data ***C-494***

Criteria Pollutants	Potential Emissions	
	PPH	TPY
Carbon Monoxide (CO)		
Nitrogen Oxides (NO_X)		
Lead (Pb)		
Particulate Matter ($PM_{2.5}$)		
Particulate Matter (PM_{10})		
Total Particulate Matter (TSP)		
Sulfur Dioxide (SO_2)		
Volatile Organic Compounds (VOC)		

Hazardous Air Pollutants	Potential Emissions	
	PPH	TPY

Regulated Pollutants other than Criteria and HAP	Potential Emissions	
	PPH	TPY

List the method(s) used to calculate the potential emissions (include dates of any stack tests conducted, versions of software used, source and dates of emission factors, etc.).

Emissions from this Emission Group are assigned to the major emitting process equipment. Emissions are calculated assuming 8760 hours of operation for most equipment. Emergency equipment emissions are based on 500 hours per year. Highest emitting products were chosen for each emission group, utilizing MON MACT standard batch requirements when appropriate. For tanks the highest throughput in the last three years was increased three times. This was the basis for the PTE. Emissions were calculated using ChemCAD, Essential EHS, Emission Master and/or other appropriate emission estimation models or calculation methodologies (USEPA's TANKS 4.0, WATER9, etc.). Methods take into account stack test results as appropriate.

Applicable Requirements ***C-494***

List all applicable requirements for this emission unit. For each applicable requirement, include the underlying rule/regulation citation and/or construction permit with the condition number. (*Note: Title V permit condition numbers alone are not the underlying applicable requirements*). If an emission limit is calculated based on the type of source and design capacity or if a standard is based on a design parameter, this information should also be included.

Emission Limits - 5.1.9, 5.1.10, 5.1.11, ; ; 45CSR34, ; 40CFR63 Subpart FFFF,

Opacity Limits - NA

Operational Limits - 5.1.12, ; ; 45CSR34, ; 40CFR63 Subpart FFFF,

X Permit Shield

For all applicable requirements listed above, provide monitoring/testing/recordkeeping/reporting which shall be used to demonstrate compliance. If the method is based on a permit or rule, include the condition number or citation. (Note: Each requirement listed above must have an associated method of demonstrating compliance. If there is not already a required method in place, then a method must be proposed.)

Emission Limits - NA, ;

Opacity Limits - NA;

Operational Limits - 5.2.6, ; ; 45CSR34,; 40CFR63.2465,

Are you in compliance with all applicable requirements for this emission unit? X Yes ___No

If no, complete the **Schedule of Compliance Form** as **ATTACHMENT F**.

ATTACHMENT E - Emission Unit Form

Emission Unit Description		*Emission Group 207*
Emission unit ID number: E-1199	**Emission unit name:** Centrifuge	**List any control devices associated with this emission unit:** C-363
Provide a description of the emission unit (type, method of operation, design parameters, etc.): Centrifuge		
Manufacturer: In House	**Model number:** NA	**Serial number:** NA
Construction date:	**Installation date:**	**Modification date(s):**
Design Capacity (examples: furnaces - tons/hr, tanks - gallons):		
Maximum Hourly Throughput: See Potential Emissions estimation method	**Maximum Annual Throughput:**	**Maximum Operating Schedule:** 8760
Fuel Usage Data **(fill out all applicable fields)**		
Does this emission unit combust fuel? ___ Yes ___X No		**If yes, is it?** ___ Indirect Fired ___ Direct Fired
Maximum design heat input and/or maximum horsepower rating:		**Type and Btu/hr rating of burners:**
List the primary fuel type(s) and if applicable, the secondary fuel type(s). For each fuel type listed, provide the maximum hourly and annual fuel usage for each.		

Describe each fuel expected to be used during the term of the permit.

Fuel Type	Max. Sulfur Content	Max. Ash Content	BTU Value

Emissions Data ***E-1199***

Criteria Pollutants	Potential Emissions	
	PPH	TPY
Carbon Monoxide (CO)		
Nitrogen Oxides (NO_X)		
Lead (Pb)		
Particulate Matter ($PM_{2.5}$)		
Particulate Matter (PM_{10})		
Total Particulate Matter (TSP)		
Sulfur Dioxide (SO_2)		
Volatile Organic Compounds (VOC)		

Hazardous Air Pollutants	Potential Emissions	
	PPH	TPY

Regulated Pollutants other than Criteria and HAP	Potential Emissions	
	PPH	TPY

List the method(s) used to calculate the potential emissions (include dates of any stack tests conducted, versions of software used, source and dates of emission factors, etc.).

Emissions from this Emission Group are assigned to the major emitting process equipment. Emissions are calculated assuming 8760 hours of operation for most equipment. Emergency equipment emissions are based on 500 hours per year. Highest emitting products were chosen for each emission group, utilizing MON MACT standard batch requirements when appropriate. For tanks the highest throughput in the last three years was increased three times. This was the basis for the PTE. Emissions were calculated using ChemCAD, Essential EHS, Emission Master and/or other appropriate emission estimation models or calculation methodologies (USEPA's TANKS 4.0, WATER9, etc.). Methods take into account stack test results as appropriate.

Applicable Requirements ***E-1199***

List all applicable requirements for this emission unit. For each applicable requirement, include the underlying rule/regulation citation and/or construction permit with the condition number. (*Note: Title V permit condition numbers alone are not the underlying applicable requirements*). If an emission limit is calculated based on the type of source and design capacity or if a standard is based on a design parameter, this information should also be included.

Emission Limits - 5.1.9, 5.1.10, 5.1.11, ; ; 45CSR34, ; 40CFR63 Subpart FFFF,

Opacity Limits - NA

Operational Limits - 5.1.12, ; ; 45CSR34, ; 40CFR63 Subpart FFFF,

X Permit Shield

For all applicable requirements listed above, provide monitoring/testing/recordkeeping/reporting which shall be used to demonstrate compliance. If the method is based on a permit or rule, include the condition number or citation. (Note: Each requirement listed above must have an associated method of demonstrating compliance. If there is not already a required method in place, then a method must be proposed.)

Emission Limits - NA, ;

Opacity Limits - NA;

Operational Limits - 5.2.6, ; ; 45CSR34,; 40CFR63.2465,

Are you in compliance with all applicable requirements for this emission unit? X Yes ___No

If no, complete the **Schedule of Compliance Form** as **ATTACHMENT F**.

ATTACHMENT E - Emission Unit Form

Emission Unit Description		*Emission Group 207*
Emission unit ID number: K-4	**Emission unit name:** Kettle	**List any control devices associated with this emission unit:** C-370
Provide a description of the emission unit (type, method of operation, design parameters, etc.): Kettle		
Manufacturer: In House	**Model number:** NA	**Serial number:** NA
Construction date:	**Installation date:**	**Modification date(s):**
Design Capacity (examples: furnaces - tons/hr, tanks - gallons):		
Maximum Hourly Throughput: See Potential Emissions estimation method	**Maximum Annual Throughput:**	**Maximum Operating Schedule:** 8760
Fuel Usage Data **(fill out all applicable fields)**		
Does this emission unit combust fuel? ___ Yes ___X No		**If yes, is it?** ___ Indirect Fired ___ Direct Fired
Maximum design heat input and/or maximum horsepower rating:		**Type and Btu/hr rating of burners:**
List the primary fuel type(s) and if applicable, the secondary fuel type(s). For each fuel type listed, provide the maximum hourly and annual fuel usage for each.		

Describe each fuel expected to be used during the term of the permit.

Fuel Type	Max. Sulfur Content	Max. Ash Content	BTU Value

Emissions Data ***K-4***

Criteria Pollutants	Potential Emissions	
	PPH	TPY
Carbon Monoxide (CO)		
Nitrogen Oxides (NO_X)		
Lead (Pb)		
Particulate Matter ($PM_{2.5}$)		
Particulate Matter (PM_{10})		
Total Particulate Matter (TSP)		
Sulfur Dioxide (SO_2)		
Volatile Organic Compounds (VOC)	0.23	1.00

Hazardous Air Pollutants	Potential Emissions	
	PPH	TPY
Methanol	0.09	0.40
Toluene	0.14	0.60
Hydrochloric Acid	0.23	1.00

Regulated Pollutants other than Criteria and HAP	Potential Emissions	
	PPH	TPY

List the method(s) used to calculate the potential emissions (include dates of any stack tests conducted, versions of software used, source and dates of emission factors, etc.).

Emissions from this Emission Group are assigned to the major emitting process equipment. Emissions are calculated assuming 8760 hours of operation for most equipment. Emergency equipment emissions are based on 500 hours per year. Highest emitting products were chosen for each emission group, utilizing MON MACT standard batch requirements when appropriate. For tanks the highest throughput in the last three years was increased three times. This was the basis for the PTE. Emissions were calculated using ChemCAD, Essential EHS, Emission Master and/or other appropriate emission estimation models or calculation methodologies (USEPA's TANKS 4.0, WATER9, etc.). Methods take into account stack test results as appropriate.

Applicable Requirements ***K-4***

List all applicable requirements for this emission unit. For each applicable requirement, include the underlying rule/regulation citation and/or construction permit with the condition number. (*Note: Title V permit condition numbers alone are not the underlying applicable requirements*). If an emission limit is calculated based on the type of source and design capacity or if a standard is based on a design parameter, this information should also be included.

Emission Limits - 5.1.9, 5.1.10, 5.1.11, ; ; 45CSR34, ; 40CFR63 Subpart FFFF,

Opacity Limits - NA

Operational Limits - 5.1.12, ; ; 45CSR34, ; 40CFR63 Subpart FFFF,

X Permit Shield

For all applicable requirements listed above, provide monitoring/testing/recordkeeping/reporting which shall be used to demonstrate compliance. If the method is based on a permit or rule, include the condition number or citation. (Note: Each requirement listed above must have an associated method of demonstrating compliance. If there is not already a required method in place, then a method must be proposed.)

Emission Limits - NA, ;

Opacity Limits - NA;

Operational Limits - 5.2.6, ; ; 45CSR34,; 40CFR63.2465,

Are you in compliance with all applicable requirements for this emission unit? X Yes ___No

If no, complete the **Schedule of Compliance Form** as **ATTACHMENT F**.

ATTACHMENT E - Emission Unit Form

Emission Unit Description		*Emission Group 207*
Emission unit ID number: S-233	**Emission unit name:** Distillation Column	**List any control devices associated with this emission unit:** C-370

Provide a description of the emission unit (type, method of operation, design parameters, etc.):

Distillation Column

Manufacturer:	**Model number:**	**Serial number:**
In House	NA	NA
Construction date:	**Installation date:**	**Modification date(s):**

Design Capacity (examples: furnaces - tons/hr, tanks - gallons):

Maximum Hourly Throughput:	**Maximum Annual Throughput:**	**Maximum Operating Schedule:**
See Potential Emissions estimation method		8760

Fuel Usage Data **(fill out all applicable fields)**

Does this emission unit combust fuel? ___ Yes ___X No	**If yes, is it?** ___ Indirect Fired ___ Direct Fired
Maximum design heat input and/or maximum horsepower rating:	**Type and Btu/hr rating of burners:**

List the primary fuel type(s) and if applicable, the secondary fuel type(s). For each fuel type listed, provide the maximum hourly and annual fuel usage for each.

Describe each fuel expected to be used during the term of the permit.

Fuel Type	Max. Sulfur Content	Max. Ash Content	BTU Value

Emissions Data ***S-233***

Criteria Pollutants	Potential Emissions	
	PPH	TPY
Carbon Monoxide (CO)		
Nitrogen Oxides (NO_X)		
Lead (Pb)		
Particulate Matter ($PM_{2.5}$)		
Particulate Matter (PM_{10})		
Total Particulate Matter (TSP)		
Sulfur Dioxide (SO_2)		
Volatile Organic Compounds (VOC)		

Hazardous Air Pollutants	Potential Emissions	
	PPH	TPY

Regulated Pollutants other than Criteria and HAP	Potential Emissions	
	PPH	TPY

List the method(s) used to calculate the potential emissions (include dates of any stack tests conducted, versions of software used, source and dates of emission factors, etc.).

Emissions from this Emission Group are assigned to the major emitting process equipment. Emissions are calculated assuming 8760 hours of operation for most equipment. Emergency equipment emissions are based on 500 hours per year. Highest emitting products were chosen for each emission group, utilizing MON MACT standard batch requirements when appropriate. For tanks the highest throughput in the last three years was increased three times. This was the basis for the PTE. Emissions were calculated using ChemCAD, Essential EHS, Emission Master and/or other appropriate emission estimation models or calculation methodologies (USEPA's TANKS 4.0, WATER9, etc.). Methods take into account stack test results as appropriate.

Applicable Requirements ***S-233***

List all applicable requirements for this emission unit. For each applicable requirement, include the underlying rule/regulation citation and/or construction permit with the condition number. (*Note: Title V permit condition numbers alone are not the underlying applicable requirements*). If an emission limit is calculated based on the type of source and design capacity or if a standard is based on a design parameter, this information should also be included.

Emission Limits - 5.1.9, 5.1.10, 5.1.11, ; ; 45CSR34, ; 40CFR63 Subpart FFFF,

Opacity Limits - NA

Operational Limits - 5.1.12, ; ; 45CSR34, ; 40CFR63 Subpart FFFF,

X Permit Shield

For all applicable requirements listed above, provide monitoring/testing/recordkeeping/reporting which shall be used to demonstrate compliance. If the method is based on a permit or rule, include the condition number or citation. (Note: Each requirement listed above must have an associated method of demonstrating compliance. If there is not already a required method in place, then a method must be proposed.)

Emission Limits - NA, ;

Opacity Limits - NA;

Operational Limits - 5.2.6, ; ; 45CSR34,; 40CFR63.2465,

Are you in compliance with all applicable requirements for this emission unit? X Yes ___No

If no, complete the **Schedule of Compliance Form** as **ATTACHMENT F**.

ATTACHMENT E - Emission Unit Form

Emission Unit Description		*Emission Group 207*
Emission unit ID number: T-224	**Emission unit name:** Tank	**List any control devices associated with this emission unit:** C-363 or C-405

Provide a description of the emission unit (type, method of operation, design parameters, etc.):

Tank

Manufacturer:	**Model number:**	**Serial number:**
In House	NA	NA
Construction date: 1954	**Installation date:**	**Modification date(s):**

Design Capacity (examples: furnaces - tons/hr, tanks - gallons):

<20,000

Maximum Hourly Throughput:	**Maximum Annual Throughput:**	**Maximum Operating Schedule:**
See Potential Emissions estimation method		8760

Fuel Usage Data **(fill out all applicable fields)**

Does this emission unit combust fuel? ___ Yes ___X No	**If yes, is it?** ___ Indirect Fired ___ Direct Fired
Maximum design heat input and/or maximum horsepower rating:	**Type and Btu/hr rating of burners:**

List the primary fuel type(s) and if applicable, the secondary fuel type(s). For each fuel type listed, provide the maximum hourly and annual fuel usage for each.

Describe each fuel expected to be used during the term of the permit.

Fuel Type	Max. Sulfur Content	Max. Ash Content	BTU Value

Emissions Data	***T-224***	
Criteria Pollutants	Potential Emissions	
	PPH	TPY
Carbon Monoxide (CO)		
Nitrogen Oxides (NO_X)		
Lead (Pb)		
Particulate Matter ($PM_{2.5}$)		
Particulate Matter (PM_{10})		
Total Particulate Matter (TSP)		
Sulfur Dioxide (SO_2)		
Volatile Organic Compounds (VOC)		
Hazardous Air Pollutants	Potential Emissions	
	PPH	TPY
Regulated Pollutants other than Criteria and HAP	Potential Emissions	
	PPH	TPY

List the method(s) used to calculate the potential emissions (include dates of any stack tests conducted, versions of software used, source and dates of emission factors, etc.).

Emissions from this Emission Group are assigned to the major emitting process equipment. Emissions are calculated assuming 8760 hours of operation for most equipment. Emergency equipment emissions are based on 500 hours per year. Highest emitting products were chosen for each emission group, utilizing MON MACT standard batch requirements when appropriate. For tanks the highest throughput in the last three years was increased three times. This was the basis for the PTE. Emissions were calculated using ChemCAD, Essential EHS, Emission Master and/or other appropriate emission estimation models or calculation methodologies (USEPA's TANKS 4.0, WATER9, etc.). Methods take into account stack test results as appropriate.

Applicable Requirements ***T-224***

List all applicable requirements for this emission unit. For each applicable requirement, include the underlying rule/regulation citation and/or construction permit with the condition number. (*Note: Title V permit condition numbers alone are not the underlying applicable requirements*). If an emission limit is calculated based on the type of source and design capacity or if a standard is based on a design parameter, this information should also be included.

Emission Limits - 5.1.9, 5.1.10, 5.1.11, ; ; 45CSR34, ; 40CFR63 Subpart FFFF,

Opacity Limits - NA

Operational Limits - 5.1.12, ; ; 45CSR34, ; 40CFR63 Subpart FFFF,

X Permit Shield

For all applicable requirements listed above, provide monitoring/testing/recordkeeping/reporting which shall be used to demonstrate compliance. If the method is based on a permit or rule, include the condition number or citation. (Note: Each requirement listed above must have an associated method of demonstrating compliance. If there is not already a required method in place, then a method must be proposed.)

Emission Limits - NA, ;

Opacity Limits - NA;

Operational Limits - 5.2.6, ; ; 45CSR34,; 40CFR63.2465,

Are you in compliance with all applicable requirements for this emission unit? X Yes ___No

If no, complete the **Schedule of Compliance Form** as **ATTACHMENT F**.

ATTACHMENT E - Emission Unit Form

Emission Unit Description		*Emission Group 207*
Emission unit ID number: T-230	**Emission unit name:** Tank	**List any control devices associated with this emission unit:** C-363

Provide a description of the emission unit (type, method of operation, design parameters, etc.):

Tank

Manufacturer:	**Model number:**	**Serial number:**
In House	NA	NA
Construction date: 1954	**Installation date:**	**Modification date(s):**

Design Capacity (examples: furnaces - tons/hr, tanks - gallons):

<20,000

Maximum Hourly Throughput:	**Maximum Annual Throughput:**	**Maximum Operating Schedule:**
See Potential Emissions estimation method		8760

Fuel Usage Data **(fill out all applicable fields)**

Does this emission unit combust fuel? ___ Yes ___X No	**If yes, is it?** ___ Indirect Fired ___ Direct Fired
Maximum design heat input and/or maximum horsepower rating:	**Type and Btu/hr rating of burners:**

List the primary fuel type(s) and if applicable, the secondary fuel type(s). For each fuel type listed, provide the maximum hourly and annual fuel usage for each.

Describe each fuel expected to be used during the term of the permit.

Fuel Type	Max. Sulfur Content	Max. Ash Content	BTU Value

Emissions Data	***T-230***	
Criteria Pollutants	Potential Emissions	
	PPH	TPY
Carbon Monoxide (CO)		
Nitrogen Oxides (NO_X)		
Lead (Pb)		
Particulate Matter ($PM_{2.5}$)		
Particulate Matter (PM_{10})		
Total Particulate Matter (TSP)		
Sulfur Dioxide (SO_2)		
Volatile Organic Compounds (VOC)		
Hazardous Air Pollutants	Potential Emissions	
	PPH	TPY
Regulated Pollutants other than Criteria and HAP	Potential Emissions	
	PPH	TPY

List the method(s) used to calculate the potential emissions (include dates of any stack tests conducted, versions of software used, source and dates of emission factors, etc.).

Emissions from this Emission Group are assigned to the major emitting process equipment. Emissions are calculated assuming 8760 hours of operation for most equipment. Emergency equipment emissions are based on 500 hours per year. Highest emitting products were chosen for each emission group, utilizing MON MACT standard batch requirements when appropriate. For tanks the highest throughput in the last three years was increased three times. This was the basis for the PTE. Emissions were calculated using ChemCAD, Essential EHS, Emission Master and/or other appropriate emission estimation models or calculation methodologies (USEPA's TANKS 4.0, WATER9, etc.). Methods take into account stack test results as appropriate.

Applicable Requirements ***T-230***

List all applicable requirements for this emission unit. For each applicable requirement, include the underlying rule/regulation citation and/or construction permit with the condition number. (*Note: Title V permit condition numbers alone are not the underlying applicable requirements*). If an emission limit is calculated based on the type of source and design capacity or if a standard is based on a design parameter, this information should also be included.

Emission Limits - 5.1.9, 5.1.10, 5.1.11, ; ; 45CSR34, ; 40CFR63 Subpart FFFF,

Opacity Limits - NA

Operational Limits - 5.1.12, ; ; 45CSR34, ; 40CFR63 Subpart FFFF,

X Permit Shield

For all applicable requirements listed above, provide monitoring/testing/recordkeeping/reporting which shall be used to demonstrate compliance. If the method is based on a permit or rule, include the condition number or citation. (Note: Each requirement listed above must have an associated method of demonstrating compliance. If there is not already a required method in place, then a method must be proposed.)

Emission Limits - NA, ;

Opacity Limits - NA;

Operational Limits - 5.2.6, ; ; 45CSR34,; 40CFR63.2465,

Are you in compliance with all applicable requirements for this emission unit? X Yes ___No

If no, complete the **Schedule of Compliance Form** as **ATTACHMENT F**.

ATTACHMENT E - Emission Unit Form

Emission Unit Description		*Emission Group 207*
Emission unit ID number: T-1323	**Emission unit name:** Knockout Tank	**List any control devices associated with this emission unit:** C-370

Provide a description of the emission unit (type, method of operation, design parameters, etc.):

Tank

Manufacturer:	**Model number:**	**Serial number:**
In House	NA	NA
Construction date: 1984	**Installation date:**	**Modification date(s):**

Design Capacity (examples: furnaces - tons/hr, tanks - gallons):

Maximum Hourly Throughput:	**Maximum Annual Throughput:**	**Maximum Operating Schedule:**
See Potential Emissions estimation method		8760

Fuel Usage Data **(fill out all applicable fields)**

Does this emission unit combust fuel? ___ Yes ___X No	**If yes, is it?** ___ Indirect Fired ___ Direct Fired
Maximum design heat input and/or maximum horsepower rating:	**Type and Btu/hr rating of burners:**

List the primary fuel type(s) and if applicable, the secondary fuel type(s). For each fuel type listed, provide the maximum hourly and annual fuel usage for each.

Describe each fuel expected to be used during the term of the permit.

Fuel Type	Max. Sulfur Content	Max. Ash Content	BTU Value

Emissions Data ***T-1323***

Criteria Pollutants	Potential Emissions	
	PPH	TPY
Carbon Monoxide (CO)		
Nitrogen Oxides (NO_X)		
Lead (Pb)		
Particulate Matter ($PM_{2.5}$)		
Particulate Matter (PM_{10})		
Total Particulate Matter (TSP)		
Sulfur Dioxide (SO_2)		
Volatile Organic Compounds (VOC)		

Hazardous Air Pollutants	Potential Emissions	
	PPH	TPY

Regulated Pollutants other than Criteria and HAP	Potential Emissions	
	PPH	TPY

List the method(s) used to calculate the potential emissions (include dates of any stack tests conducted, versions of software used, source and dates of emission factors, etc.).

Emissions from this Emission Group are assigned to the major emitting process equipment. Emissions are calculated assuming 8760 hours of operation for most equipment. Emergency equipment emissions are based on 500 hours per year. Highest emitting products were chosen for each emission group, utilizing MON MACT standard batch requirements when appropriate. For tanks the highest throughput in the last three years was increased three times. This was the basis for the PTE. Emissions were calculated using ChemCAD, Essential EHS, Emission Master and/or other appropriate emission estimation models or calculation methodologies (USEPA's TANKS 4.0, WATER9, etc.). Methods take into account stack test results as appropriate.

Applicable Requirements ***T-1323***

List all applicable requirements for this emission unit. For each applicable requirement, include the underlying rule/regulation citation and/or construction permit with the condition number. (*Note: Title V permit condition numbers alone are not the underlying applicable requirements*). If an emission limit is calculated based on the type of source and design capacity or if a standard is based on a design parameter, this information should also be included.

Emission Limits - 5.1.9, 5.1.10, 5.1.11, ; ; 45CSR34, ; 40CFR63 Subpart FFFF,

Opacity Limits - NA

Operational Limits - 5.1.12, ; ; 45CSR34, ; 40CFR63 Subpart FFFF,

X Permit Shield

For all applicable requirements listed above, provide monitoring/testing/recordkeeping/reporting which shall be used to demonstrate compliance. If the method is based on a permit or rule, include the condition number or citation. (Note: Each requirement listed above must have an associated method of demonstrating compliance. If there is not already a required method in place, then a method must be proposed.)

Emission Limits - NA, ;

Opacity Limits - NA;

Operational Limits - 5.2.6, ; ; 45CSR34,; 40CFR63.2465,

Are you in compliance with all applicable requirements for this emission unit? X Yes ___No

If no, complete the **Schedule of Compliance Form** as **ATTACHMENT F**.

ATTACHMENT E - Emission Unit Form

Emission Unit Description		*Emission Group 207*
Emission unit ID number: T-1531	**Emission unit name:** Tank	**List any control devices associated with this emission unit:** C-363

Provide a description of the emission unit (type, method of operation, design parameters, etc.):

Tank

Manufacturer:	**Model number:**	**Serial number:**
In House	NA	NA
Construction date: 1988	**Installation date:**	**Modification date(s):**

Design Capacity (examples: furnaces - tons/hr, tanks - gallons):

<20,000

Maximum Hourly Throughput:	**Maximum Annual Throughput:**	**Maximum Operating Schedule:**
See Potential Emissions estimation method		8760

Fuel Usage Data **(fill out all applicable fields)**

Does this emission unit combust fuel? ___ Yes ___X No	**If yes, is it?** ___ Indirect Fired ___ Direct Fired
Maximum design heat input and/or maximum horsepower rating:	**Type and Btu/hr rating of burners:**

List the primary fuel type(s) and if applicable, the secondary fuel type(s). For each fuel type listed, provide the maximum hourly and annual fuel usage for each.

Describe each fuel expected to be used during the term of the permit.

Fuel Type	Max. Sulfur Content	Max. Ash Content	BTU Value

Emissions Data	***T-1531***	
Criteria Pollutants	Potential Emissions	
	PPH	TPY
Carbon Monoxide (CO)		
Nitrogen Oxides (NO_X)		
Lead (Pb)		
Particulate Matter ($PM_{2.5}$)		
Particulate Matter (PM_{10})		
Total Particulate Matter (TSP)		
Sulfur Dioxide (SO_2)		
Volatile Organic Compounds (VOC)		
Hazardous Air Pollutants	Potential Emissions	
	PPH	TPY
Regulated Pollutants other than Criteria and HAP	Potential Emissions	
	PPH	TPY

List the method(s) used to calculate the potential emissions (include dates of any stack tests conducted, versions of software used, source and dates of emission factors, etc.).

Emissions from this Emission Group are assigned to the major emitting process equipment. Emissions are calculated assuming 8760 hours of operation for most equipment. Emergency equipment emissions are based on 500 hours per year. Highest emitting products were chosen for each emission group, utilizing MON MACT standard batch requirements when appropriate. For tanks the highest throughput in the last three years was increased three times. This was the basis for the PTE. Emissions were calculated using ChemCAD, Essential EHS, Emission Master and/or other appropriate emission estimation models or calculation methodologies (USEPA's TANKS 4.0, WATER9, etc.). Methods take into account stack test results as appropriate.

Applicable Requirements ***T-1531***

List all applicable requirements for this emission unit. For each applicable requirement, include the underlying rule/regulation citation and/or construction permit with the condition number. (*Note: Title V permit condition numbers alone are not the underlying applicable requirements*). If an emission limit is calculated based on the type of source and design capacity or if a standard is based on a design parameter, this information should also be included.

Emission Limits - 5.1.9, 5.1.10, 5.1.11, ; ; 45CSR34, ; 40CFR63 Subpart FFFF,

Opacity Limits - NA

Operational Limits - 5.1.12, ; ; 45CSR34, ; 40CFR63 Subpart FFFF,

X Permit Shield

For all applicable requirements listed above, provide monitoring/testing/recordkeeping/reporting which shall be used to demonstrate compliance. If the method is based on a permit or rule, include the condition number or citation. (Note: Each requirement listed above must have an associated method of demonstrating compliance. If there is not already a required method in place, then a method must be proposed.)

Emission Limits - NA, ;

Opacity Limits - NA;

Operational Limits - 5.2.6, ; ; 45CSR34,; 40CFR63.2465,

Are you in compliance with all applicable requirements for this emission unit? X Yes ___No

If no, complete the **Schedule of Compliance Form** as **ATTACHMENT F**.

ATTACHMENT E - Emission Unit Form

Emission Unit Description		*Emission Group 207*
Emission unit ID number: T-1663	**Emission unit name:** Tank	**List any control devices associated with this emission unit:** S-240

Provide a description of the emission unit (type, method of operation, design parameters, etc.):

Tank

Manufacturer:	**Model number:**	**Serial number:**
In House	NA	NA
Construction date: 1989	**Installation date:**	**Modification date(s):**

Design Capacity (examples: furnaces - tons/hr, tanks - gallons):

<20,000

Maximum Hourly Throughput:	**Maximum Annual Throughput:**	**Maximum Operating Schedule:**
See Potential Emissions estimation method		8760

Fuel Usage Data **(fill out all applicable fields)**

Does this emission unit combust fuel? ___ Yes ___X No	**If yes, is it?** ___ Indirect Fired ___ Direct Fired
Maximum design heat input and/or maximum horsepower rating:	**Type and Btu/hr rating of burners:**

List the primary fuel type(s) and if applicable, the secondary fuel type(s). For each fuel type listed, provide the maximum hourly and annual fuel usage for each.

Describe each fuel expected to be used during the term of the permit.

Fuel Type	Max. Sulfur Content	Max. Ash Content	BTU Value

Emissions Data ***T-1663***

Criteria Pollutants	Potential Emissions	
	PPH	TPY
Carbon Monoxide (CO)		
Nitrogen Oxides (NO_X)		
Lead (Pb)		
Particulate Matter ($PM_{2.5}$)		
Particulate Matter (PM_{10})		
Total Particulate Matter (TSP)		
Sulfur Dioxide (SO_2)		
Volatile Organic Compounds (VOC)		

Hazardous Air Pollutants	Potential Emissions	
	PPH	TPY

Regulated Pollutants other than Criteria and HAP	Potential Emissions	
	PPH	TPY

List the method(s) used to calculate the potential emissions (include dates of any stack tests conducted, versions of software used, source and dates of emission factors, etc.).

Emissions from this Emission Group are assigned to the major emitting process equipment. Emissions are calculated assuming 8760 hours of operation for most equipment. Emergency equipment emissions are based on 500 hours per year. Highest emitting products were chosen for each emission group, utilizing MON MACT standard batch requirements when appropriate. For tanks the highest throughput in the last three years was increased three times. This was the basis for the PTE. Emissions were calculated using ChemCAD, Essential EHS, Emission Master and/or other appropriate emission estimation models or calculation methodologies (USEPA's TANKS 4.0, WATER9, etc.). Methods take into account stack test results as appropriate.

Applicable Requirements ***T-1663***

List all applicable requirements for this emission unit. For each applicable requirement, include the underlying rule/regulation citation and/or construction permit with the condition number. (*Note: Title V permit condition numbers alone are not the underlying applicable requirements*). If an emission limit is calculated based on the type of source and design capacity or if a standard is based on a design parameter, this information should also be included.

Emission Limits - 5.1.9, 5.1.10, 5.1.11, ; ; 45CSR34, ; 40CFR63 Subpart FFFF,

Opacity Limits - NA

Operational Limits - 5.1.12, ; ; 45CSR34, ; 40CFR63 Subpart FFFF,

X Permit Shield

For all applicable requirements listed above, provide monitoring/testing/recordkeeping/reporting which shall be used to demonstrate compliance. If the method is based on a permit or rule, include the condition number or citation. (Note: Each requirement listed above must have an associated method of demonstrating compliance. If there is not already a required method in place, then a method must be proposed.)

Emission Limits - NA, ;

Opacity Limits - NA;

Operational Limits - 5.2.6, ; ; 45CSR34,; 40CFR63.2465,

Are you in compliance with all applicable requirements for this emission unit? X Yes ___No

If no, complete the **Schedule of Compliance Form** as **ATTACHMENT F**.

ATTACHMENT E - Emission Unit Form

Emission Unit Description		*Emission Group 225*
Emission unit ID number: C-390	**Emission unit name:** Vacuum Jets	**List any control devices associated with this emission unit:** NONE

Provide a description of the emission unit (type, method of operation, design parameters, etc.):

Vacuum Jets

Manufacturer:	**Model number:**	**Serial number:**
In House	NA	NA
Construction date:	**Installation date:**	**Modification date(s):**

Design Capacity (examples: furnaces - tons/hr, tanks - gallons):

Maximum Hourly Throughput:	**Maximum Annual Throughput:**	**Maximum Operating Schedule:**
See Potential Emissions estimation method		8760

Fuel Usage Data **(fill out all applicable fields)**

Does this emission unit combust fuel? ___ Yes ___X No	**If yes, is it?** ___ Indirect Fired ___ Direct Fired
Maximum design heat input and/or maximum horsepower rating:	**Type and Btu/hr rating of burners:**

List the primary fuel type(s) and if applicable, the secondary fuel type(s). For each fuel type listed, provide the maximum hourly and annual fuel usage for each.

Describe each fuel expected to be used during the term of the permit.

Fuel Type	Max. Sulfur Content	Max. Ash Content	BTU Value

Emissions Data ***C-390***

Criteria Pollutants	Potential Emissions	
	PPH	TPY
Carbon Monoxide (CO)		
Nitrogen Oxides (NO_X)		
Lead (Pb)		
Particulate Matter ($PM_{2.5}$)		
Particulate Matter (PM_{10})		
Total Particulate Matter (TSP)		
Sulfur Dioxide (SO_2)		
Volatile Organic Compounds (VOC)		

Hazardous Air Pollutants	Potential Emissions	
	PPH	TPY

Regulated Pollutants other than Criteria and HAP	Potential Emissions	
	PPH	TPY

List the method(s) used to calculate the potential emissions (include dates of any stack tests conducted, versions of software used, source and dates of emission factors, etc.).

Emissions from this Emission Group are assigned to the major emitting process equipment. Emissions are calculated assuming 8760 hours of operation for most equipment. Emergency equipment emissions are based on 500 hours per year. Highest emitting products were chosen for each emission group, utilizing MON MACT standard batch requirements when appropriate. For tanks the highest throughput in the last three years was increased three times. This was the basis for the PTE. Emissions were calculated using ChemCAD, Essential EHS, Emission Master and/or other appropriate emission estimation models or calculation methodologies (USEPA's TANKS 4.0, WATER9, etc.). Methods take into account stack test results as appropriate.

Applicable Requirements ***C-390***

List all applicable requirements for this emission unit. For each applicable requirement, include the underlying rule/regulation citation and/or construction permit with the condition number. (*Note: Title V permit condition numbers alone are not the underlying applicable requirements*). If an emission limit is calculated based on the type of source and design capacity or if a standard is based on a design parameter, this information should also be included.

Emission Limits - 5.1.9, 5.1.10, 5.1.11, ; ; 45CSR34, ; 40CFR63 Subpart FFFF,

Opacity Limits - NA

Operational Limits - 5.1.12, ; ; 45CSR34, ; 40CFR63 Subpart FFFF,

X Permit Shield

For all applicable requirements listed above, provide monitoring/testing/recordkeeping/reporting which shall be used to demonstrate compliance. If the method is based on a permit or rule, include the condition number or citation. (Note: Each requirement listed above must have an associated method of demonstrating compliance. If there is not already a required method in place, then a method must be proposed.)

Emission Limits - NA, ;

Opacity Limits - NA;

Operational Limits - 5.2.6, ; ; 45CSR34,; 40CFR63.2465,

Are you in compliance with all applicable requirements for this emission unit? X Yes ___No

If no, complete the **Schedule of Compliance Form** as **ATTACHMENT F**.

ATTACHMENT E - Emission Unit Form

Emission Unit Description		*Emission Group 225*
Emission unit ID number: K-5	**Emission unit name:** Kettle	**List any control devices associated with this emission unit:** NONE

Provide a description of the emission unit (type, method of operation, design parameters, etc.):

Kettle

Manufacturer:	**Model number:**	**Serial number:**
In House	NA	NA
Construction date:	**Installation date:**	**Modification date(s):**

Design Capacity (examples: furnaces - tons/hr, tanks - gallons):

Maximum Hourly Throughput:	**Maximum Annual Throughput:**	**Maximum Operating Schedule:**
See Potential Emissions estimation method		8760

Fuel Usage Data **(fill out all applicable fields)**

Does this emission unit combust fuel? ___ Yes ___X No	**If yes, is it?** ___ Indirect Fired ___ Direct Fired
Maximum design heat input and/or maximum horsepower rating:	**Type and Btu/hr rating of burners:**

List the primary fuel type(s) and if applicable, the secondary fuel type(s). For each fuel type listed, provide the maximum hourly and annual fuel usage for each.

Describe each fuel expected to be used during the term of the permit.

Fuel Type	Max. Sulfur Content	Max. Ash Content	BTU Value

Emissions Data ***K-5***

Criteria Pollutants	Potential Emissions	
	PPH	TPY
Carbon Monoxide (CO)		
Nitrogen Oxides (NO_X)		
Lead (Pb)		
Particulate Matter ($PM_{2.5}$)		
Particulate Matter (PM_{10})		
Total Particulate Matter (TSP)		
Sulfur Dioxide (SO_2)		
Volatile Organic Compounds (VOC)	2.35	10.30
Hazardous Air Pollutants	**Potential Emissions**	
	PPH	TPY
Cumene	0.05	0.20
Methanol	2.19	9.60
Propionaldehyde	0.09	0.40
Regulated Pollutants other than Criteria and HAP	**Potential Emissions**	
	PPH	TPY

List the method(s) used to calculate the potential emissions (include dates of any stack tests conducted, versions of software used, source and dates of emission factors, etc.).

Emissions from this Emission Group are assigned to the major emitting process equipment. Emissions are calculated assuming 8760 hours of operation for most equipment. Emergency equipment emissions are based on 500 hours per year. Highest emitting products were chosen for each emission group, utilizing MON MACT standard batch requirements when appropriate. For tanks the highest throughput in the last three years was increased three times. This was the basis for the PTE. Emissions were calculated using ChemCAD, Essential EHS, Emission Master and/or other appropriate emission estimation models or calculation methodologies (USEPA's TANKS 4.0, WATER9, etc.). Methods take into account stack test results as appropriate.

Applicable Requirements ***K-5***

List all applicable requirements for this emission unit. For each applicable requirement, include the underlying rule/regulation citation and/or construction permit with the condition number. (*Note: Title V permit condition numbers alone are not the underlying applicable requirements*). If an emission limit is calculated based on the type of source and design capacity or if a standard is based on a design parameter, this information should also be included.

Emission Limits - 5.1.9, 5.1.10, 5.1.11, ; ; 45CSR34, ; 40CFR63 Subpart FFFF,

Opacity Limits - NA

Operational Limits - 5.1.12, ; ; 45CSR34, ; 40CFR63 Subpart FFFF,

X Permit Shield

For all applicable requirements listed above, provide monitoring/testing/recordkeeping/reporting which shall be used to demonstrate compliance. If the method is based on a permit or rule, include the condition number or citation. (Note: Each requirement listed above must have an associated method of demonstrating compliance. If there is not already a required method in place, then a method must be proposed.)

Emission Limits - NA, ;

Opacity Limits - NA;

Operational Limits - 5.2.6, ; ; 45CSR34,; 40CFR63.2465,

Are you in compliance with all applicable requirements for this emission unit? X Yes ___No

If no, complete the **Schedule of Compliance Form** as **ATTACHMENT F**.

ATTACHMENT E - Emission Unit Form

Emission Unit Description		*Emission Group 225*
Emission unit ID number: T-223	**Emission unit name:** Tank	**List any control devices associated with this emission unit:** NONE

Provide a description of the emission unit (type, method of operation, design parameters, etc.):

Tank

Manufacturer:	**Model number:**	**Serial number:**
In House	NA	NA
Construction date: 1954	**Installation date:**	**Modification date(s):**

Design Capacity (examples: furnaces - tons/hr, tanks - gallons):

<20,000

Maximum Hourly Throughput:	**Maximum Annual Throughput:**	**Maximum Operating Schedule:**
See Potential Emissions estimation method		8760

Fuel Usage Data **(fill out all applicable fields)**

Does this emission unit combust fuel? ___ Yes ___X No	**If yes, is it?** ___ Indirect Fired ___ Direct Fired
Maximum design heat input and/or maximum horsepower rating:	**Type and Btu/hr rating of burners:**

List the primary fuel type(s) and if applicable, the secondary fuel type(s). For each fuel type listed, provide the maximum hourly and annual fuel usage for each.

Describe each fuel expected to be used during the term of the permit.

Fuel Type	Max. Sulfur Content	Max. Ash Content	BTU Value

Emissions Data ***T-223***

Criteria Pollutants	Potential Emissions	
	PPH	TPY
Carbon Monoxide (CO)		
Nitrogen Oxides (NO_X)		
Lead (Pb)		
Particulate Matter ($PM_{2.5}$)		
Particulate Matter (PM_{10})		
Total Particulate Matter (TSP)		
Sulfur Dioxide (SO_2)		
Volatile Organic Compounds (VOC)		

Hazardous Air Pollutants	Potential Emissions	
	PPH	TPY

Regulated Pollutants other than Criteria and HAP	Potential Emissions	
	PPH	TPY

List the method(s) used to calculate the potential emissions (include dates of any stack tests conducted, versions of software used, source and dates of emission factors, etc.).

Emissions from this Emission Group are assigned to the major emitting process equipment. Emissions are calculated assuming 8760 hours of operation for most equipment. Emergency equipment emissions are based on 500 hours per year. Highest emitting products were chosen for each emission group, utilizing MON MACT standard batch requirements when appropriate. For tanks the highest throughput in the last three years was increased three times. This was the basis for the PTE. Emissions were calculated using ChemCAD, Essential EHS, Emission Master and/or other appropriate emission estimation models or calculation methodologies (USEPA's TANKS 4.0, WATER9, etc.). Methods take into account stack test results as appropriate.

Applicable Requirements ***T-223***

List all applicable requirements for this emission unit. For each applicable requirement, include the underlying rule/regulation citation and/or construction permit with the condition number. (*Note: Title V permit condition numbers alone are not the underlying applicable requirements*). If an emission limit is calculated based on the type of source and design capacity or if a standard is based on a design parameter, this information should also be included.

Emission Limits - 5.1.9, 5.1.10, 5.1.11, ; ; 45CSR34, ; 40CFR63 Subpart FFFF,

Opacity Limits - NA

Operational Limits - 5.1.12, ; ; 45CSR34, ; 40CFR63 Subpart FFFF,

X Permit Shield

For all applicable requirements listed above, provide monitoring/testing/recordkeeping/reporting which shall be used to demonstrate compliance. If the method is based on a permit or rule, include the condition number or citation. (Note: Each requirement listed above must have an associated method of demonstrating compliance. If there is not already a required method in place, then a method must be proposed.)

Emission Limits - NA, ;

Opacity Limits - NA;

Operational Limits - 5.2.6, ; ; 45CSR34,; 40CFR63.2465,

Are you in compliance with all applicable requirements for this emission unit? X Yes ___No

If no, complete the **Schedule of Compliance Form** as **ATTACHMENT F**.

ATTACHMENT E - Emission Unit Form

Emission Unit Description		*Emission Group 235*
Emission unit ID number: K-600	**Emission unit name:** Kettle	**List any control devices associated with this emission unit:** C-363
Provide a description of the emission unit (type, method of operation, design parameters, etc.): Kettle		
Manufacturer: In House	**Model number:** NA	**Serial number:** NA
Construction date:	**Installation date:**	**Modification date(s):**
Design Capacity (examples: furnaces - tons/hr, tanks - gallons):		
Maximum Hourly Throughput: See Potential Emissions estimation method	**Maximum Annual Throughput:**	**Maximum Operating Schedule:** 8760
Fuel Usage Data **(fill out all applicable fields)**		
Does this emission unit combust fuel? ___ Yes ___X No		**If yes, is it?** ___ Indirect Fired ___ Direct Fired
Maximum design heat input and/or maximum horsepower rating:		**Type and Btu/hr rating of burners:**
List the primary fuel type(s) and if applicable, the secondary fuel type(s). For each fuel type listed, provide the maximum hourly and annual fuel usage for each.		

Describe each fuel expected to be used during the term of the permit.

Fuel Type	Max. Sulfur Content	Max. Ash Content	BTU Value

Emissions Data ***K-600***

Criteria Pollutants	Potential Emissions	
	PPH	TPY
Carbon Monoxide (CO)		
Nitrogen Oxides (NO_X)		
Lead (Pb)		
Particulate Matter ($PM_{2.5}$)		
Particulate Matter (PM_{10})		
Total Particulate Matter (TSP)		
Sulfur Dioxide (SO_2)		
Volatile Organic Compounds (VOC)	0.05	0.20

Hazardous Air Pollutants	Potential Emissions	
	PPH	TPY

Regulated Pollutants other than Criteria and HAP	Potential Emissions	
	PPH	TPY

List the method(s) used to calculate the potential emissions (include dates of any stack tests conducted, versions of software used, source and dates of emission factors, etc.).

Emissions from this Emission Group are assigned to the major emitting process equipment. Emissions are calculated assuming 8760 hours of operation for most equipment. Emergency equipment emissions are based on 500 hours per year. Highest emitting products were chosen for each emission group, utilizing MON MACT standard batch requirements when appropriate. For tanks the highest throughput in the last three years was increased three times. This was the basis for the PTE. Emissions were calculated using ChemCAD, Essential EHS, Emission Master and/or other appropriate emission estimation models or calculation methodologies (USEPA's TANKS 4.0, WATER9, etc.). Methods take into account stack test results as appropriate.

Applicable Requirements ***K-600***

List all applicable requirements for this emission unit. For each applicable requirement, include the underlying rule/regulation citation and/or construction permit with the condition number. (*Note: Title V permit condition numbers alone are not the underlying applicable requirements*). If an emission limit is calculated based on the type of source and design capacity or if a standard is based on a design parameter, this information should also be included.

Emission Limits - 5.1.9, 5.1.10, 5.1.11, ; ; 45CSR34, ; 40CFR63 Subpart FFFF,

Opacity Limits - NA

Operational Limits - 5.1.12, ; ; 45CSR34, ; 40CFR63 Subpart FFFF,

X Permit Shield

For all applicable requirements listed above, provide monitoring/testing/recordkeeping/reporting which shall be used to demonstrate compliance. If the method is based on a permit or rule, include the condition number or citation. (Note: Each requirement listed above must have an associated method of demonstrating compliance. If there is not already a required method in place, then a method must be proposed.)

Emission Limits - NA, ;

Opacity Limits - NA;

Operational Limits - 5.2.6, ; ; 45CSR34,; 40CFR63.2465,

Are you in compliance with all applicable requirements for this emission unit? X Yes ___No

If no, complete the **Schedule of Compliance Form** as **ATTACHMENT F**.

ATTACHMENT E - Emission Unit Form

Emission Unit Description		*Emission Group 235*
Emission unit ID number: T-482	**Emission unit name:** Tank	**List any control devices associated with this emission unit:** NONE

Provide a description of the emission unit (type, method of operation, design parameters, etc.):

Tank

Manufacturer:	**Model number:**	**Serial number:**
In House	NA	NA
Construction date: 1965	**Installation date:**	**Modification date(s):**

Design Capacity (examples: furnaces - tons/hr, tanks - gallons):

<20,000

Maximum Hourly Throughput:	**Maximum Annual Throughput:**	**Maximum Operating Schedule:**
See Potential Emissions estimation method		8760

Fuel Usage Data **(fill out all applicable fields)**

Does this emission unit combust fuel? ___ Yes ___X No	**If yes, is it?** ___ Indirect Fired ___ Direct Fired
Maximum design heat input and/or maximum horsepower rating:	**Type and Btu/hr rating of burners:**

List the primary fuel type(s) and if applicable, the secondary fuel type(s). For each fuel type listed, provide the maximum hourly and annual fuel usage for each.

Describe each fuel expected to be used during the term of the permit.

Fuel Type	Max. Sulfur Content	Max. Ash Content	BTU Value

Emissions Data ***T-482***

Criteria Pollutants	Potential Emissions	
	PPH	TPY
Carbon Monoxide (CO)		
Nitrogen Oxides (NO_X)		
Lead (Pb)		
Particulate Matter ($PM_{2.5}$)		
Particulate Matter (PM_{10})		
Total Particulate Matter (TSP)		
Sulfur Dioxide (SO_2)		
Volatile Organic Compounds (VOC)		

Hazardous Air Pollutants	Potential Emissions	
	PPH	TPY

Regulated Pollutants other than Criteria and HAP	Potential Emissions	
	PPH	TPY

List the method(s) used to calculate the potential emissions (include dates of any stack tests conducted, versions of software used, source and dates of emission factors, etc.).

Emissions from this Emission Group are assigned to the major emitting process equipment. Emissions are calculated assuming 8760 hours of operation for most equipment. Emergency equipment emissions are based on 500 hours per year. Highest emitting products were chosen for each emission group, utilizing MON MACT standard batch requirements when appropriate. For tanks the highest throughput in the last three years was increased three times. This was the basis for the PTE. Emissions were calculated using ChemCAD, Essential EHS, Emission Master and/or other appropriate emission estimation models or calculation methodologies (USEPA's TANKS 4.0, WATER9, etc.). Methods take into account stack test results as appropriate.

Applicable Requirements ***T-482***

List all applicable requirements for this emission unit. For each applicable requirement, include the underlying rule/regulation citation and/or construction permit with the condition number. (*Note: Title V permit condition numbers alone are not the underlying applicable requirements*). If an emission limit is calculated based on the type of source and design capacity or if a standard is based on a design parameter, this information should also be included.

Emission Limits - 5.1.9, 5.1.10, 5.1.11, ; ; 45CSR34, ; 40CFR63 Subpart FFFF,

Opacity Limits - NA

Operational Limits - 5.1.12, ; ; 45CSR34, ; 40CFR63 Subpart FFFF,

X Permit Shield

For all applicable requirements listed above, provide monitoring/testing/recordkeeping/reporting which shall be used to demonstrate compliance. If the method is based on a permit or rule, include the condition number or citation. (Note: Each requirement listed above must have an associated method of demonstrating compliance. If there is not already a required method in place, then a method must be proposed.)

Emission Limits - NA, ;

Opacity Limits - NA;

Operational Limits - 5.2.6, ; ; 45CSR34,; 40CFR63.2465,

Are you in compliance with all applicable requirements for this emission unit? X Yes ___No

If no, complete the **Schedule of Compliance Form** as **ATTACHMENT F**.

ATTACHMENT E - Emission Unit Form

Emission Unit Description		*Emission Group 240*
Emission unit ID number: C-538	**Emission unit name:** Vacuum Pump	**List any control devices associated with this emission unit:** C-589
Provide a description of the emission unit (type, method of operation, design parameters, etc.): Vacuum Pump		
Manufacturer: In House	**Model number:** NA	**Serial number:** NA
Construction date:	**Installation date:**	**Modification date(s):**
Design Capacity (examples: furnaces - tons/hr, tanks - gallons):		
Maximum Hourly Throughput: See Potential Emissions estimation method	**Maximum Annual Throughput:**	**Maximum Operating Schedule:** 8760
Fuel Usage Data **(fill out all applicable fields)**		
Does this emission unit combust fuel? ___ Yes ___X No		**If yes, is it?** ___ Indirect Fired ___ Direct Fired
Maximum design heat input and/or maximum horsepower rating:		**Type and Btu/hr rating of burners:**
List the primary fuel type(s) and if applicable, the secondary fuel type(s). For each fuel type listed, provide the maximum hourly and annual fuel usage for each.		

Describe each fuel expected to be used during the term of the permit.

Fuel Type	Max. Sulfur Content	Max. Ash Content	BTU Value

Emissions Data	***C-538***	
Criteria Pollutants	Potential Emissions	
	PPH	TPY
Carbon Monoxide (CO)		
Nitrogen Oxides (NO_X)		
Lead (Pb)		
Particulate Matter ($PM_{2.5}$)		
Particulate Matter (PM_{10})		
Total Particulate Matter (TSP)		
Sulfur Dioxide (SO_2)		
Volatile Organic Compounds (VOC)		
Hazardous Air Pollutants	Potential Emissions	
	PPH	TPY
Regulated Pollutants other than Criteria and HAP	Potential Emissions	
	PPH	TPY

List the method(s) used to calculate the potential emissions (include dates of any stack tests conducted, versions of software used, source and dates of emission factors, etc.).

Emissions from this Emission Group are assigned to the major emitting process equipment. Emissions are calculated assuming 8760 hours of operation for most equipment. Emergency equipment emissions are based on 500 hours per year. Highest emitting products were chosen for each emission group, utilizing MON MACT standard batch requirements when appropriate. For tanks the highest throughput in the last three years was increased three times. This was the basis for the PTE. Emissions were calculated using ChemCAD, Essential EHS, Emission Master and/or other appropriate emission estimation models or calculation methodologies (USEPA's TANKS 4.0, WATER9, etc.). Methods take into account stack test results as appropriate.

Applicable Requirements ***C-538***

List all applicable requirements for this emission unit. For each applicable requirement, include the underlying rule/regulation citation and/or construction permit with the condition number. (*Note: Title V permit condition numbers alone are not the underlying applicable requirements*). If an emission limit is calculated based on the type of source and design capacity or if a standard is based on a design parameter, this information should also be included.

Emission Limits - 5.1.3, 5.1.9, 5.1.10, 5.1.11, ; 45CSR13 Permit R13-1649 4.1.3, ; 45CSR34, ; 40CFR63 Subpart FFFF,

Opacity Limits - NA

Operational Limits - 5.1.12, ; ; 45CSR34, ; 40CFR63 Subpart FFFF,

X Permit Shield

For all applicable requirements listed above, provide monitoring/testing/recordkeeping/reporting which shall be used to demonstrate compliance. If the method is based on a permit or rule, include the condition number or citation. (Note: Each requirement listed above must have an associated method of demonstrating compliance. If there is not already a required method in place, then a method must be proposed.)

Emission Limits - 5.1.5, 5.4.3, ; 45CSR13 Permit R13-1649 4.1.5, 4.4.4, ;

Opacity Limits - NA;

Operational Limits - 5.2.6, ; ; 45CSR34,; 40CFR63.2465,

Are you in compliance with all applicable requirements for this emission unit? X Yes ___No

If no, complete the **Schedule of Compliance Form** as **ATTACHMENT F**.

ATTACHMENT E - Emission Unit Form

Emission Unit Description		*Emission Group 240*
Emission unit ID number: F-751	**Emission unit name:** Carbon Packed Bed	**List any control devices associated with this emission unit:** C-589
Provide a description of the emission unit (type, method of operation, design parameters, etc.): Carbon Packed Bed		
Manufacturer: In House	**Model number:** NA	**Serial number:** NA
Construction date:	**Installation date:**	**Modification date(s):**
Design Capacity (examples: furnaces - tons/hr, tanks - gallons):		
Maximum Hourly Throughput: See Potential Emissions estimation method	**Maximum Annual Throughput:**	**Maximum Operating Schedule:** 8760
Fuel Usage Data **(fill out all applicable fields)**		
Does this emission unit combust fuel? ___ Yes ___X No		**If yes, is it?** ___ Indirect Fired ___ Direct Fired
Maximum design heat input and/or maximum horsepower rating:		**Type and Btu/hr rating of burners:**
List the primary fuel type(s) and if applicable, the secondary fuel type(s). For each fuel type listed, provide the maximum hourly and annual fuel usage for each.		

Describe each fuel expected to be used during the term of the permit.

Fuel Type	Max. Sulfur Content	Max. Ash Content	BTU Value

Emissions Data ***F-751***

Criteria Pollutants	Potential Emissions	
	PPH	TPY
Carbon Monoxide (CO)		
Nitrogen Oxides (NO_X)		
Lead (Pb)		
Particulate Matter ($PM_{2.5}$)		
Particulate Matter (PM_{10})		
Total Particulate Matter (TSP)		
Sulfur Dioxide (SO_2)		
Volatile Organic Compounds (VOC)		

Hazardous Air Pollutants	Potential Emissions	
	PPH	TPY

Regulated Pollutants other than Criteria and HAP	Potential Emissions	
	PPH	TPY

List the method(s) used to calculate the potential emissions (include dates of any stack tests conducted, versions of software used, source and dates of emission factors, etc.).

Emissions from this Emission Group are assigned to the major emitting process equipment. Emissions are calculated assuming 8760 hours of operation for most equipment. Emergency equipment emissions are based on 500 hours per year. Highest emitting products were chosen for each emission group, utilizing MON MACT standard batch requirements when appropriate. For tanks the highest throughput in the last three years was increased three times. This was the basis for the PTE. Emissions were calculated using ChemCAD, Essential EHS, Emission Master and/or other appropriate emission estimation models or calculation methodologies (USEPA's TANKS 4.0, WATER9, etc.). Methods take into account stack test results as appropriate.

Applicable Requirements ***F-751***

List all applicable requirements for this emission unit. For each applicable requirement, include the underlying rule/regulation citation and/or construction permit with the condition number. (*Note: Title V permit condition numbers alone are not the underlying applicable requirements*). If an emission limit is calculated based on the type of source and design capacity or if a standard is based on a design parameter, this information should also be included.

Emission Limits - 5.1.3, 5.1.9, 5.1.10, 5.1.11, ; 45CSR13 Permit R13-1649 4.1.3, ; 45CSR34, ; 40CFR63 Subpart FFFF,

Opacity Limits - NA

Operational Limits - 5.1.12, ; ; 45CSR34, ; 40CFR63 Subpart FFFF,

X Permit Shield

For all applicable requirements listed above, provide monitoring/testing/recordkeeping/reporting which shall be used to demonstrate compliance. If the method is based on a permit or rule, include the condition number or citation. (Note: Each requirement listed above must have an associated method of demonstrating compliance. If there is not already a required method in place, then a method must be proposed.)

Emission Limits - 5.1.5, 5.4.3, ; 45CSR13 Permit R13-1649 4.1.5, 4.4.4, ;

Opacity Limits - NA;

Operational Limits - 5.2.6, ; ; 45CSR34,; 40CFR63.2465,

Are you in compliance with all applicable requirements for this emission unit? X Yes ___No

If no, complete the **Schedule of Compliance Form** as **ATTACHMENT F**.

ATTACHMENT E - Emission Unit Form

Emission Unit Description		*Emission Group 240*
Emission unit ID number: F-755	**Emission unit name:** Carbon Packed Bed	**List any control devices associated with this emission unit:** C-589
Provide a description of the emission unit (type, method of operation, design parameters, etc.): Carbon Packed Bed		
Manufacturer: In House	**Model number:** NA	**Serial number:** NA
Construction date:	**Installation date:**	**Modification date(s):**
Design Capacity (examples: furnaces - tons/hr, tanks - gallons):		
Maximum Hourly Throughput: See Potential Emissions estimation method	**Maximum Annual Throughput:**	**Maximum Operating Schedule:** 8760
Fuel Usage Data **(fill out all applicable fields)**		
Does this emission unit combust fuel? ___ Yes ___X No		**If yes, is it?** ___ Indirect Fired ___ Direct Fired
Maximum design heat input and/or maximum horsepower rating:		**Type and Btu/hr rating of burners:**
List the primary fuel type(s) and if applicable, the secondary fuel type(s). For each fuel type listed, provide the maximum hourly and annual fuel usage for each.		

Describe each fuel expected to be used during the term of the permit.

Fuel Type	Max. Sulfur Content	Max. Ash Content	BTU Value

Emissions Data ***F-755***

Criteria Pollutants	Potential Emissions	
	PPH	TPY
Carbon Monoxide (CO)		
Nitrogen Oxides (NO_X)		
Lead (Pb)		
Particulate Matter ($PM_{2.5}$)		
Particulate Matter (PM_{10})		
Total Particulate Matter (TSP)		
Sulfur Dioxide (SO_2)		
Volatile Organic Compounds (VOC)		

Hazardous Air Pollutants	Potential Emissions	
	PPH	TPY

Regulated Pollutants other than Criteria and HAP	Potential Emissions	
	PPH	TPY

List the method(s) used to calculate the potential emissions (include dates of any stack tests conducted, versions of software used, source and dates of emission factors, etc.).

Emissions from this Emission Group are assigned to the major emitting process equipment. Emissions are calculated assuming 8760 hours of operation for most equipment. Emergency equipment emissions are based on 500 hours per year. Highest emitting products were chosen for each emission group, utilizing MON MACT standard batch requirements when appropriate. For tanks the highest throughput in the last three years was increased three times. This was the basis for the PTE. Emissions were calculated using ChemCAD, Essential EHS, Emission Master and/or other appropriate emission estimation models or calculation methodologies (USEPA's TANKS 4.0, WATER9, etc.). Methods take into account stack test results as appropriate.

Applicable Requirements ***F-755***

List all applicable requirements for this emission unit. For each applicable requirement, include the underlying rule/regulation citation and/or construction permit with the condition number. (*Note: Title V permit condition numbers alone are not the underlying applicable requirements*). If an emission limit is calculated based on the type of source and design capacity or if a standard is based on a design parameter, this information should also be included.

Emission Limits - 5.1.3, 5.1.9, 5.1.10, 5.1.11, ; 45CSR13 Permit R13-1649 4.1.3, ; 45CSR34, ; 40CFR63 Subpart FFFF,

Opacity Limits - NA

Operational Limits - 5.1.12, ; ; 45CSR34, ; 40CFR63 Subpart FFFF,

X Permit Shield

For all applicable requirements listed above, provide monitoring/testing/recordkeeping/reporting which shall be used to demonstrate compliance. If the method is based on a permit or rule, include the condition number or citation. (Note: Each requirement listed above must have an associated method of demonstrating compliance. If there is not already a required method in place, then a method must be proposed.)

Emission Limits - 5.1.5, 5.4.3, ; 45CSR13 Permit R13-1649 4.1.5, 4.4.4, ;

Opacity Limits - NA;

Operational Limits - 5.2.6, ; ; 45CSR34,; 40CFR63.2465,

Are you in compliance with all applicable requirements for this emission unit? X Yes ___No

If no, complete the **Schedule of Compliance Form** as **ATTACHMENT F**.

ATTACHMENT E - Emission Unit Form

Emission Unit Description		*Emission Group 240*
Emission unit ID number: H-1241	**Emission unit name:** Reboiler	**List any control devices associated with this emission unit:** C-589

Provide a description of the emission unit (type, method of operation, design parameters, etc.):

Reboiler

Manufacturer:	**Model number:**	**Serial number:**
In House	NA	NA
Construction date:	**Installation date:**	**Modification date(s):**

Design Capacity (examples: furnaces - tons/hr, tanks - gallons):

Maximum Hourly Throughput:	**Maximum Annual Throughput:**	**Maximum Operating Schedule:**
See Potential Emissions estimation method		8760

Fuel Usage Data **(fill out all applicable fields)**

Does this emission unit combust fuel? ___ Yes ___X No	**If yes, is it?** ___ Indirect Fired ___ Direct Fired
Maximum design heat input and/or maximum horsepower rating:	**Type and Btu/hr rating of burners:**

List the primary fuel type(s) and if applicable, the secondary fuel type(s). For each fuel type listed, provide the maximum hourly and annual fuel usage for each.

Describe each fuel expected to be used during the term of the permit.

Fuel Type	Max. Sulfur Content	Max. Ash Content	BTU Value

Emissions Data ***H-1241***

Criteria Pollutants	Potential Emissions	
	PPH	TPY
Carbon Monoxide (CO)		
Nitrogen Oxides (NO_X)		
Lead (Pb)		
Particulate Matter ($PM_{2.5}$)		
Particulate Matter (PM_{10})		
Total Particulate Matter (TSP)		
Sulfur Dioxide (SO_2)		
Volatile Organic Compounds (VOC)		

Hazardous Air Pollutants	Potential Emissions	
	PPH	TPY

Regulated Pollutants other than Criteria and HAP	Potential Emissions	
	PPH	TPY

List the method(s) used to calculate the potential emissions (include dates of any stack tests conducted, versions of software used, source and dates of emission factors, etc.).

Emissions from this Emission Group are assigned to the major emitting process equipment. Emissions are calculated assuming 8760 hours of operation for most equipment. Emergency equipment emissions are based on 500 hours per year. Highest emitting products were chosen for each emission group, utilizing MON MACT standard batch requirements when appropriate. For tanks the highest throughput in the last three years was increased three times. This was the basis for the PTE. Emissions were calculated using ChemCAD, Essential EHS, Emission Master and/or other appropriate emission estimation models or calculation methodologies (USEPA's TANKS 4.0, WATER9, etc.). Methods take into account stack test results as appropriate.

Applicable Requirements ***H-1241***

List all applicable requirements for this emission unit. For each applicable requirement, include the underlying rule/regulation citation and/or construction permit with the condition number. (*Note: Title V permit condition numbers alone are not the underlying applicable requirements*). If an emission limit is calculated based on the type of source and design capacity or if a standard is based on a design parameter, this information should also be included.

Emission Limits - ; ; ;

Opacity Limits - NA

Operational Limits - NA, ; ; ;

X Permit Shield

For all applicable requirements listed above, provide monitoring/testing/recordkeeping/reporting which shall be used to demonstrate compliance. If the method is based on a permit or rule, include the condition number or citation. (Note: Each requirement listed above must have an associated method of demonstrating compliance. If there is not already a required method in place, then a method must be proposed.)

Emission Limits - NA, ;

Opacity Limits - NA;

Operational Limits - NA

Are you in compliance with all applicable requirements for this emission unit? X Yes ___No

If no, complete the **Schedule of Compliance Form** as **ATTACHMENT F**.

ATTACHMENT E - Emission Unit Form

Emission Unit Description		*Emission Group 240*
Emission unit ID number: H-1602	**Emission unit name:** Condenser	**List any control devices associated with this emission unit:** C-589

Provide a description of the emission unit (type, method of operation, design parameters, etc.):

Condenser

Manufacturer:	**Model number:**	**Serial number:**
In House	NA	NA
Construction date:	**Installation date:**	**Modification date(s):**

Design Capacity (examples: furnaces - tons/hr, tanks - gallons):

Maximum Hourly Throughput:	**Maximum Annual Throughput:**	**Maximum Operating Schedule:**
See Potential Emissions estimation method		8760

Fuel Usage Data **(fill out all applicable fields)**

Does this emission unit combust fuel? ___ Yes ___X No	**If yes, is it?** ___ Indirect Fired ___ Direct Fired
Maximum design heat input and/or maximum horsepower rating:	**Type and Btu/hr rating of burners:**

List the primary fuel type(s) and if applicable, the secondary fuel type(s). For each fuel type listed, provide the maximum hourly and annual fuel usage for each.

Describe each fuel expected to be used during the term of the permit.

Fuel Type	Max. Sulfur Content	Max. Ash Content	BTU Value

Emissions Data ***H-1602***

Criteria Pollutants	Potential Emissions	
	PPH	TPY
Carbon Monoxide (CO)		
Nitrogen Oxides (NO_X)		
Lead (Pb)		
Particulate Matter ($PM_{2.5}$)		
Particulate Matter (PM_{10})		
Total Particulate Matter (TSP)		
Sulfur Dioxide (SO_2)		
Volatile Organic Compounds (VOC)		

Hazardous Air Pollutants	Potential Emissions	
	PPH	TPY

Regulated Pollutants other than Criteria and HAP	Potential Emissions	
	PPH	TPY

List the method(s) used to calculate the potential emissions (include dates of any stack tests conducted, versions of software used, source and dates of emission factors, etc.).

Emissions from this Emission Group are assigned to the major emitting process equipment. Emissions are calculated assuming 8760 hours of operation for most equipment. Emergency equipment emissions are based on 500 hours per year. Highest emitting products were chosen for each emission group, utilizing MON MACT standard batch requirements when appropriate. For tanks the highest throughput in the last three years was increased three times. This was the basis for the PTE. Emissions were calculated using ChemCAD, Essential EHS, Emission Master and/or other appropriate emission estimation models or calculation methodologies (USEPA's TANKS 4.0, WATER9, etc.). Methods take into account stack test results as appropriate.

Applicable Requirements ***H-1602***

List all applicable requirements for this emission unit. For each applicable requirement, include the underlying rule/regulation citation and/or construction permit with the condition number. (*Note: Title V permit condition numbers alone are not the underlying applicable requirements*). If an emission limit is calculated based on the type of source and design capacity or if a standard is based on a design parameter, this information should also be included.

Emission Limits - ; ; ;

Opacity Limits - NA

Operational Limits - NA, ; ; ;

X Permit Shield

For all applicable requirements listed above, provide monitoring/testing/recordkeeping/reporting which shall be used to demonstrate compliance. If the method is based on a permit or rule, include the condition number or citation. (Note: Each requirement listed above must have an associated method of demonstrating compliance. If there is not already a required method in place, then a method must be proposed.)

Emission Limits - NA, ;

Opacity Limits - NA;

Operational Limits - NA

Are you in compliance with all applicable requirements for this emission unit? X Yes ___No

If no, complete the **Schedule of Compliance Form** as **ATTACHMENT F**.

ATTACHMENT E - Emission Unit Form

Emission Unit Description		*Emission Group 240*
Emission unit ID number: H-1603	**Emission unit name:** Condenser	**List any control devices associated with this emission unit:** C-589

Provide a description of the emission unit (type, method of operation, design parameters, etc.):

Condenser

Manufacturer:	**Model number:**	**Serial number:**
In House	NA	NA
Construction date:	**Installation date:**	**Modification date(s):**

Design Capacity (examples: furnaces - tons/hr, tanks - gallons):

Maximum Hourly Throughput:	**Maximum Annual Throughput:**	**Maximum Operating Schedule:**
See Potential Emissions estimation method		8760

Fuel Usage Data **(fill out all applicable fields)**

Does this emission unit combust fuel? ___ Yes ___X No	**If yes, is it?** ___ Indirect Fired ___ Direct Fired
Maximum design heat input and/or maximum horsepower rating:	**Type and Btu/hr rating of burners:**

List the primary fuel type(s) and if applicable, the secondary fuel type(s). For each fuel type listed, provide the maximum hourly and annual fuel usage for each.

Describe each fuel expected to be used during the term of the permit.

Fuel Type	Max. Sulfur Content	Max. Ash Content	BTU Value

Emissions Data	***H-1603***	
Criteria Pollutants	Potential Emissions	
	PPH	TPY
Carbon Monoxide (CO)		
Nitrogen Oxides (NO_X)		
Lead (Pb)		
Particulate Matter ($PM_{2.5}$)		
Particulate Matter (PM_{10})		
Total Particulate Matter (TSP)		
Sulfur Dioxide (SO_2)		
Volatile Organic Compounds (VOC)		
Hazardous Air Pollutants	Potential Emissions	
	PPH	TPY
Regulated Pollutants other than Criteria and HAP	Potential Emissions	
	PPH	TPY

List the method(s) used to calculate the potential emissions (include dates of any stack tests conducted, versions of software used, source and dates of emission factors, etc.).

Emissions from this Emission Group are assigned to the major emitting process equipment. Emissions are calculated assuming 8760 hours of operation for most equipment. Emergency equipment emissions are based on 500 hours per year. Highest emitting products were chosen for each emission group, utilizing MON MACT standard batch requirements when appropriate. For tanks the highest throughput in the last three years was increased three times. This was the basis for the PTE. Emissions were calculated using ChemCAD, Essential EHS, Emission Master and/or other appropriate emission estimation models or calculation methodologies (USEPA's TANKS 4.0, WATER9, etc.). Methods take into account stack test results as appropriate.

Applicable Requirements ***H-1603***

List all applicable requirements for this emission unit. For each applicable requirement, include the underlying rule/regulation citation and/or construction permit with the condition number. (*Note: Title V permit condition numbers alone are not the underlying applicable requirements*). If an emission limit is calculated based on the type of source and design capacity or if a standard is based on a design parameter, this information should also be included.

Emission Limits - ; ; ;

Opacity Limits - NA

Operational Limits - NA, ; ; ;

X Permit Shield

For all applicable requirements listed above, provide monitoring/testing/recordkeeping/reporting which shall be used to demonstrate compliance. If the method is based on a permit or rule, include the condition number or citation. (Note: Each requirement listed above must have an associated method of demonstrating compliance. If there is not already a required method in place, then a method must be proposed.)

Emission Limits - NA, ;

Opacity Limits - NA;

Operational Limits - NA

Are you in compliance with all applicable requirements for this emission unit? X Yes ___No

If no, complete the **Schedule of Compliance Form** as **ATTACHMENT F**.

ATTACHMENT E - Emission Unit Form

Emission Unit Description		*Emission Group 240*
Emission unit ID number: H-1604	**Emission unit name:** Reboiler	**List any control devices associated with this emission unit:** C-589

Provide a description of the emission unit (type, method of operation, design parameters, etc.):

Reboiler

Manufacturer:	**Model number:**	**Serial number:**
In House	NA	NA
Construction date:	**Installation date:**	**Modification date(s):**

Design Capacity (examples: furnaces - tons/hr, tanks - gallons):

Maximum Hourly Throughput:	**Maximum Annual Throughput:**	**Maximum Operating Schedule:**
See Potential Emissions estimation method		8760

Fuel Usage Data **(fill out all applicable fields)**

Does this emission unit combust fuel? ___ Yes ___X No	**If yes, is it?** ___ Indirect Fired ___ Direct Fired
Maximum design heat input and/or maximum horsepower rating:	**Type and Btu/hr rating of burners:**

List the primary fuel type(s) and if applicable, the secondary fuel type(s). For each fuel type listed, provide the maximum hourly and annual fuel usage for each.

Describe each fuel expected to be used during the term of the permit.

Fuel Type	Max. Sulfur Content	Max. Ash Content	BTU Value

Emissions Data	***H-1604***	
Criteria Pollutants	Potential Emissions	
	PPH	TPY
Carbon Monoxide (CO)		
Nitrogen Oxides (NO_X)		
Lead (Pb)		
Particulate Matter ($PM_{2.5}$)		
Particulate Matter (PM_{10})		
Total Particulate Matter (TSP)		
Sulfur Dioxide (SO_2)		
Volatile Organic Compounds (VOC)		
Hazardous Air Pollutants	Potential Emissions	
	PPH	TPY
Regulated Pollutants other than Criteria and HAP	Potential Emissions	
	PPH	TPY

List the method(s) used to calculate the potential emissions (include dates of any stack tests conducted, versions of software used, source and dates of emission factors, etc.).

Emissions from this Emission Group are assigned to the major emitting process equipment. Emissions are calculated assuming 8760 hours of operation for most equipment. Emergency equipment emissions are based on 500 hours per year. Highest emitting products were chosen for each emission group, utilizing MON MACT standard batch requirements when appropriate. For tanks the highest throughput in the last three years was increased three times. This was the basis for the PTE. Emissions were calculated using ChemCAD, Essential EHS, Emission Master and/or other appropriate emission estimation models or calculation methodologies (USEPA's TANKS 4.0, WATER9, etc.). Methods take into account stack test results as appropriate.

Applicable Requirements ***H-1604***

List all applicable requirements for this emission unit. For each applicable requirement, include the underlying rule/regulation citation and/or construction permit with the condition number. (*Note: Title V permit condition numbers alone are not the underlying applicable requirements*). If an emission limit is calculated based on the type of source and design capacity or if a standard is based on a design parameter, this information should also be included.

Emission Limits - ; ; ;

Opacity Limits - NA

Operational Limits - NA, ; ; ;

X Permit Shield

For all applicable requirements listed above, provide monitoring/testing/recordkeeping/reporting which shall be used to demonstrate compliance. If the method is based on a permit or rule, include the condition number or citation. (Note: Each requirement listed above must have an associated method of demonstrating compliance. If there is not already a required method in place, then a method must be proposed.)

Emission Limits - NA, ;

Opacity Limits - NA;

Operational Limits - NA

Are you in compliance with all applicable requirements for this emission unit? X Yes ___No

If no, complete the **Schedule of Compliance Form** as **ATTACHMENT F**.

ATTACHMENT E - Emission Unit Form

Emission Unit Description		*Emission Group 240*
Emission unit ID number: H-1605	**Emission unit name:** Heat Exchanger	**List any control devices associated with this emission unit:** C-589

Provide a description of the emission unit (type, method of operation, design parameters, etc.):

Heat Exchanger

Manufacturer: In House	**Model number:** NA	**Serial number:** NA
Construction date:	**Installation date:**	**Modification date(s):**

Design Capacity (examples: furnaces - tons/hr, tanks - gallons):

Maximum Hourly Throughput: See Potential Emissions estimation method	**Maximum Annual Throughput:**	**Maximum Operating Schedule:** 8760

Fuel Usage Data **(fill out all applicable fields)**

Does this emission unit combust fuel? ___ Yes ___X No	**If yes, is it?** ___ Indirect Fired ___ Direct Fired
Maximum design heat input and/or maximum horsepower rating:	**Type and Btu/hr rating of burners:**

List the primary fuel type(s) and if applicable, the secondary fuel type(s). For each fuel type listed, provide the maximum hourly and annual fuel usage for each.

Describe each fuel expected to be used during the term of the permit.

Fuel Type	Max. Sulfur Content	Max. Ash Content	BTU Value

Emissions Data	***H-1605***	
Criteria Pollutants	Potential Emissions	
	PPH	TPY
Carbon Monoxide (CO)		
Nitrogen Oxides (NO_X)		
Lead (Pb)		
Particulate Matter ($PM_{2.5}$)		
Particulate Matter (PM_{10})		
Total Particulate Matter (TSP)		
Sulfur Dioxide (SO_2)		
Volatile Organic Compounds (VOC)		
Hazardous Air Pollutants	Potential Emissions	
	PPH	TPY
Regulated Pollutants other than Criteria and HAP	Potential Emissions	
	PPH	TPY

List the method(s) used to calculate the potential emissions (include dates of any stack tests conducted, versions of software used, source and dates of emission factors, etc.).

Emissions from this Emission Group are assigned to the major emitting process equipment. Emissions are calculated assuming 8760 hours of operation for most equipment. Emergency equipment emissions are based on 500 hours per year. Highest emitting products were chosen for each emission group, utilizing MON MACT standard batch requirements when appropriate. For tanks the highest throughput in the last three years was increased three times. This was the basis for the PTE. Emissions were calculated using ChemCAD, Essential EHS, Emission Master and/or other appropriate emission estimation models or calculation methodologies (USEPA's TANKS 4.0, WATER9, etc.). Methods take into account stack test results as appropriate.

Applicable Requirements ***H-1605***

List all applicable requirements for this emission unit. For each applicable requirement, include the underlying rule/regulation citation and/or construction permit with the condition number. (*Note: Title V permit condition numbers alone are not the underlying applicable requirements*). If an emission limit is calculated based on the type of source and design capacity or if a standard is based on a design parameter, this information should also be included.

Emission Limits - ; ; ;

Opacity Limits - NA

Operational Limits - NA, ; ; ;

X Permit Shield

For all applicable requirements listed above, provide monitoring/testing/recordkeeping/reporting which shall be used to demonstrate compliance. If the method is based on a permit or rule, include the condition number or citation. (Note: Each requirement listed above must have an associated method of demonstrating compliance. If there is not already a required method in place, then a method must be proposed.)

Emission Limits - NA, ;

Opacity Limits - NA;

Operational Limits - NA

Are you in compliance with all applicable requirements for this emission unit? X Yes ___No

If no, complete the **Schedule of Compliance Form** as **ATTACHMENT F**.

ATTACHMENT E - Emission Unit Form

Emission Unit Description		*Emission Group 240*
Emission unit ID number: R-77	**Emission unit name:** Reactor	**List any control devices associated with this emission unit:** C-589
Provide a description of the emission unit (type, method of operation, design parameters, etc.): Reactor		
Manufacturer: In House	**Model number:** NA	**Serial number:** NA
Construction date:	**Installation date:**	**Modification date(s):**
Design Capacity (examples: furnaces - tons/hr, tanks - gallons):		
Maximum Hourly Throughput: See Potential Emissions estimation method	**Maximum Annual Throughput:**	**Maximum Operating Schedule:** 8760
Fuel Usage Data **(fill out all applicable fields)**		
Does this emission unit combust fuel? ___ Yes ___X No		**If yes, is it?** ___ Indirect Fired ___ Direct Fired
Maximum design heat input and/or maximum horsepower rating:		**Type and Btu/hr rating of burners:**
List the primary fuel type(s) and if applicable, the secondary fuel type(s). For each fuel type listed, provide the maximum hourly and annual fuel usage for each.		

Describe each fuel expected to be used during the term of the permit.

Fuel Type	Max. Sulfur Content	Max. Ash Content	BTU Value

Emissions Data ***R-77***

Criteria Pollutants	Potential Emissions	
	PPH	TPY
Carbon Monoxide (CO)		
Nitrogen Oxides (NO_X)		
Lead (Pb)		
Particulate Matter ($PM_{2.5}$)		
Particulate Matter (PM_{10})		
Total Particulate Matter (TSP)		
Sulfur Dioxide (SO_2)		
Volatile Organic Compounds (VOC)	0.18	0.80

Hazardous Air Pollutants	Potential Emissions	
	PPH	TPY

Regulated Pollutants other than Criteria and HAP	Potential Emissions	
	PPH	TPY

List the method(s) used to calculate the potential emissions (include dates of any stack tests conducted, versions of software used, source and dates of emission factors, etc.).

Emissions from this Emission Group are assigned to the major emitting process equipment. Emissions are calculated assuming 8760 hours of operation for most equipment. Emergency equipment emissions are based on 500 hours per year. Highest emitting products were chosen for each emission group, utilizing MON MACT standard batch requirements when appropriate. For tanks the highest throughput in the last three years was increased three times. This was the basis for the PTE. Emissions were calculated using ChemCAD, Essential EHS, Emission Master and/or other appropriate emission estimation models or calculation methodologies (USEPA's TANKS 4.0, WATER9, etc.). Methods take into account stack test results as appropriate.

Applicable Requirements ***R-77***

List all applicable requirements for this emission unit. For each applicable requirement, include the underlying rule/regulation citation and/or construction permit with the condition number. (*Note: Title V permit condition numbers alone are not the underlying applicable requirements*). If an emission limit is calculated based on the type of source and design capacity or if a standard is based on a design parameter, this information should also be included.

Emission Limits - 5.1.3, 5.1.9, 5.1.10, 5.1.11, ; 45CSR13 Permit R13-1649 4.1.3, ; 45CSR34, ; 40CFR63 Subpart FFFF,

Opacity Limits - NA

Operational Limits - 5.1.12, ; ; 45CSR34, ; 40CFR63 Subpart FFFF,

X Permit Shield

For all applicable requirements listed above, provide monitoring/testing/recordkeeping/reporting which shall be used to demonstrate compliance. If the method is based on a permit or rule, include the condition number or citation. (Note: Each requirement listed above must have an associated method of demonstrating compliance. If there is not already a required method in place, then a method must be proposed.)

Emission Limits - 5.1.5, 5.4.3, ; 45CSR13 Permit R13-1649 4.1.5, 4.4.4, ;

Opacity Limits - NA;

Operational Limits - 5.2.6, ; ; 45CSR34,; 40CFR63.2465,

Are you in compliance with all applicable requirements for this emission unit? X Yes ___No

If no, complete the **Schedule of Compliance Form** as **ATTACHMENT F**.

ATTACHMENT E - Emission Unit Form

Emission Unit Description		*Emission Group 240*
Emission unit ID number: R-78	**Emission unit name:** Reactor	**List any control devices associated with this emission unit:** C-589
Provide a description of the emission unit (type, method of operation, design parameters, etc.): Reactor		
Manufacturer: In House	**Model number:** NA	**Serial number:** NA
Construction date:	**Installation date:**	**Modification date(s):**
Design Capacity (examples: furnaces - tons/hr, tanks - gallons):		
Maximum Hourly Throughput: See Potential Emissions estimation method	**Maximum Annual Throughput:**	**Maximum Operating Schedule:** 8760
Fuel Usage Data **(fill out all applicable fields)**		
Does this emission unit combust fuel? ___ Yes ___X No		**If yes, is it?** ___ Indirect Fired ___ Direct Fired
Maximum design heat input and/or maximum horsepower rating:		**Type and Btu/hr rating of burners:**
List the primary fuel type(s) and if applicable, the secondary fuel type(s). For each fuel type listed, provide the maximum hourly and annual fuel usage for each.		

Describe each fuel expected to be used during the term of the permit.

Fuel Type	Max. Sulfur Content	Max. Ash Content	BTU Value

Emissions Data ***R-78***

Criteria Pollutants	Potential Emissions	
	PPH	TPY
Carbon Monoxide (CO)		
Nitrogen Oxides (NO_X)		
Lead (Pb)		
Particulate Matter ($PM_{2.5}$)		
Particulate Matter (PM_{10})		
Total Particulate Matter (TSP)		
Sulfur Dioxide (SO_2)		
Volatile Organic Compounds (VOC)	0.18	0.80

Hazardous Air Pollutants	Potential Emissions	
	PPH	TPY

Regulated Pollutants other than Criteria and HAP	Potential Emissions	
	PPH	TPY

List the method(s) used to calculate the potential emissions (include dates of any stack tests conducted, versions of software used, source and dates of emission factors, etc.).

Emissions from this Emission Group are assigned to the major emitting process equipment. Emissions are calculated assuming 8760 hours of operation for most equipment. Emergency equipment emissions are based on 500 hours per year. Highest emitting products were chosen for each emission group, utilizing MON MACT standard batch requirements when appropriate. For tanks the highest throughput in the last three years was increased three times. This was the basis for the PTE. Emissions were calculated using ChemCAD, Essential EHS, Emission Master and/or other appropriate emission estimation models or calculation methodologies (USEPA's TANKS 4.0, WATER9, etc.). Methods take into account stack test results as appropriate.

Applicable Requirements ***R-78***

List all applicable requirements for this emission unit. For each applicable requirement, include the underlying rule/regulation citation and/or construction permit with the condition number. (*Note: Title V permit condition numbers alone are not the underlying applicable requirements*). If an emission limit is calculated based on the type of source and design capacity or if a standard is based on a design parameter, this information should also be included.

Emission Limits - 5.1.3, 5.1.9, 5.1.10, 5.1.11, ; 45CSR13 Permit R13-1649 4.1.3, ; 45CSR34, ; 40CFR63 Subpart FFFF,

Opacity Limits - NA

Operational Limits - 5.1.12, ; ; 45CSR34, ; 40CFR63 Subpart FFFF,

X Permit Shield

For all applicable requirements listed above, provide monitoring/testing/recordkeeping/reporting which shall be used to demonstrate compliance. If the method is based on a permit or rule, include the condition number or citation. (Note: Each requirement listed above must have an associated method of demonstrating compliance. If there is not already a required method in place, then a method must be proposed.)

Emission Limits - 5.1.5, 5.4.3, ; 45CSR13 Permit R13-1649 4.1.5, 4.4.4, ;

Opacity Limits - NA;

Operational Limits - 5.2.6, ; ; 45CSR34,; 40CFR63.2465,

Are you in compliance with all applicable requirements for this emission unit? X Yes ___No

If no, complete the **Schedule of Compliance Form** as **ATTACHMENT F**.

ATTACHMENT E - Emission Unit Form

Emission Unit Description		*Emission Group 240*
Emission unit ID number: S-225	**Emission unit name:** Distillation Column	**List any control devices associated with this emission unit:** C-589

Provide a description of the emission unit (type, method of operation, design parameters, etc.):

Distillation Column

Manufacturer:	**Model number:**	**Serial number:**
In House	NA	NA
Construction date:	**Installation date:**	**Modification date(s):**

Design Capacity (examples: furnaces - tons/hr, tanks - gallons):

Maximum Hourly Throughput:	**Maximum Annual Throughput:**	**Maximum Operating Schedule:**
See Potential Emissions estimation method		8760

Fuel Usage Data **(fill out all applicable fields)**

Does this emission unit combust fuel? ___ Yes ___X No	**If yes, is it?** ___ Indirect Fired ___ Direct Fired
Maximum design heat input and/or maximum horsepower rating:	**Type and Btu/hr rating of burners:**

List the primary fuel type(s) and if applicable, the secondary fuel type(s). For each fuel type listed, provide the maximum hourly and annual fuel usage for each.

Describe each fuel expected to be used during the term of the permit.

Fuel Type	Max. Sulfur Content	Max. Ash Content	BTU Value

Emissions Data	***S-225***	
Criteria Pollutants	Potential Emissions	
	PPH	TPY
Carbon Monoxide (CO)		
Nitrogen Oxides (NO_X)		
Lead (Pb)		
Particulate Matter ($PM_{2.5}$)		
Particulate Matter (PM_{10})		
Total Particulate Matter (TSP)		
Sulfur Dioxide (SO_2)		
Volatile Organic Compounds (VOC)		
Hazardous Air Pollutants	Potential Emissions	
	PPH	TPY
Regulated Pollutants other than Criteria and HAP	Potential Emissions	
	PPH	TPY

List the method(s) used to calculate the potential emissions (include dates of any stack tests conducted, versions of software used, source and dates of emission factors, etc.).

Emissions from this Emission Group are assigned to the major emitting process equipment. Emissions are calculated assuming 8760 hours of operation for most equipment. Emergency equipment emissions are based on 500 hours per year. Highest emitting products were chosen for each emission group, utilizing MON MACT standard batch requirements when appropriate. For tanks the highest throughput in the last three years was increased three times. This was the basis for the PTE. Emissions were calculated using ChemCAD, Essential EHS, Emission Master and/or other appropriate emission estimation models or calculation methodologies (USEPA's TANKS 4.0, WATER9, etc.). Methods take into account stack test results as appropriate.

Applicable Requirements ***S-225***

List all applicable requirements for this emission unit. For each applicable requirement, include the underlying rule/regulation citation and/or construction permit with the condition number. (*Note: Title V permit condition numbers alone are not the underlying applicable requirements*). If an emission limit is calculated based on the type of source and design capacity or if a standard is based on a design parameter, this information should also be included.

Emission Limits - 5.1.3, 5.1.9, 5.1.10, 5.1.11, ; 45CSR13 Permit R13-1649 4.1.3, ; 45CSR34, ; 40CFR63 Subpart FFFF,

Opacity Limits - NA

Operational Limits - 5.1.12, ; ; 45CSR34, ; 40CFR63 Subpart FFFF,

X Permit Shield

For all applicable requirements listed above, provide monitoring/testing/recordkeeping/reporting which shall be used to demonstrate compliance. If the method is based on a permit or rule, include the condition number or citation. (Note: Each requirement listed above must have an associated method of demonstrating compliance. If there is not already a required method in place, then a method must be proposed.)

Emission Limits - 5.1.5, 5.4.3, ; 45CSR13 Permit R13-1649 4.1.5, 4.4.4, ;

Opacity Limits - NA;

Operational Limits - 5.2.6, ; ; 45CSR34,; 40CFR63.2465,

Are you in compliance with all applicable requirements for this emission unit? X Yes ___No

If no, complete the **Schedule of Compliance Form** as **ATTACHMENT F**.

ATTACHMENT E - Emission Unit Form

Emission Unit Description		*Emission Group 240*
Emission unit ID number: S-226	**Emission unit name:** Distillation Column	**List any control devices associated with this emission unit:** C-589

Provide a description of the emission unit (type, method of operation, design parameters, etc.):

Distillation Column

Manufacturer:	**Model number:**	**Serial number:**
In House	NA	NA
Construction date:	**Installation date:**	**Modification date(s):**

Design Capacity (examples: furnaces - tons/hr, tanks - gallons):

Maximum Hourly Throughput:	**Maximum Annual Throughput:**	**Maximum Operating Schedule:**
See Potential Emissions estimation method		8760

Fuel Usage Data **(fill out all applicable fields)**

Does this emission unit combust fuel? ___ Yes ___X No	**If yes, is it?** ___ Indirect Fired ___ Direct Fired
Maximum design heat input and/or maximum horsepower rating:	**Type and Btu/hr rating of burners:**

List the primary fuel type(s) and if applicable, the secondary fuel type(s). For each fuel type listed, provide the maximum hourly and annual fuel usage for each.

Describe each fuel expected to be used during the term of the permit.

Fuel Type	Max. Sulfur Content	Max. Ash Content	BTU Value

Emissions Data	***S-226***	
Criteria Pollutants	Potential Emissions	
	PPH	TPY
Carbon Monoxide (CO)		
Nitrogen Oxides (NO_X)		
Lead (Pb)		
Particulate Matter ($PM_{2.5}$)		
Particulate Matter (PM_{10})		
Total Particulate Matter (TSP)		
Sulfur Dioxide (SO_2)		
Volatile Organic Compounds (VOC)		
Hazardous Air Pollutants	Potential Emissions	
	PPH	TPY
Regulated Pollutants other than Criteria and HAP	Potential Emissions	
	PPH	TPY

List the method(s) used to calculate the potential emissions (include dates of any stack tests conducted, versions of software used, source and dates of emission factors, etc.).

Emissions from this Emission Group are assigned to the major emitting process equipment. Emissions are calculated assuming 8760 hours of operation for most equipment. Emergency equipment emissions are based on 500 hours per year. Highest emitting products were chosen for each emission group, utilizing MON MACT standard batch requirements when appropriate. For tanks the highest throughput in the last three years was increased three times. This was the basis for the PTE. Emissions were calculated using ChemCAD, Essential EHS, Emission Master and/or other appropriate emission estimation models or calculation methodologies (USEPA's TANKS 4.0, WATER9, etc.). Methods take into account stack test results as appropriate.

Applicable Requirements ***S-226***

List all applicable requirements for this emission unit. For each applicable requirement, include the underlying rule/regulation citation and/or construction permit with the condition number. (*Note: Title V permit condition numbers alone are not the underlying applicable requirements*). If an emission limit is calculated based on the type of source and design capacity or if a standard is based on a design parameter, this information should also be included.

Emission Limits - 5.1.9, 5.1.10, 5.1.11, ; ; 45CSR34, ; 40CFR63 Subpart FFFF,

Opacity Limits - NA

Operational Limits - 5.1.12, ; ; 45CSR34, ; 40CFR63 Subpart FFFF,

X Permit Shield

For all applicable requirements listed above, provide monitoring/testing/recordkeeping/reporting which shall be used to demonstrate compliance. If the method is based on a permit or rule, include the condition number or citation. (Note: Each requirement listed above must have an associated method of demonstrating compliance. If there is not already a required method in place, then a method must be proposed.)

Emission Limits - NA, ;

Opacity Limits - NA;

Operational Limits - 5.2.6, ; ; 45CSR34,; 40CFR63.2465,

Are you in compliance with all applicable requirements for this emission unit? X Yes ___No

If no, complete the **Schedule of Compliance Form** as **ATTACHMENT F**.

ATTACHMENT E - Emission Unit Form

Emission Unit Description		*Emission Group 240*
Emission unit ID number: S-271	**Emission unit name:** Distillation Column	**List any control devices associated with this emission unit:** C-589

Provide a description of the emission unit (type, method of operation, design parameters, etc.):

Distillation Column

Manufacturer:	**Model number:**	**Serial number:**
In House	NA	NA
Construction date:	**Installation date:**	**Modification date(s):**

Design Capacity (examples: furnaces - tons/hr, tanks - gallons):

Maximum Hourly Throughput:	**Maximum Annual Throughput:**	**Maximum Operating Schedule:**
See Potential Emissions estimation method		8760

Fuel Usage Data **(fill out all applicable fields)**

Does this emission unit combust fuel? ___ Yes ___X No	**If yes, is it?** ___ Indirect Fired ___ Direct Fired
Maximum design heat input and/or maximum horsepower rating:	**Type and Btu/hr rating of burners:**

List the primary fuel type(s) and if applicable, the secondary fuel type(s). For each fuel type listed, provide the maximum hourly and annual fuel usage for each.

Describe each fuel expected to be used during the term of the permit.

Fuel Type	Max. Sulfur Content	Max. Ash Content	BTU Value

Emissions Data ***S-271***

Criteria Pollutants	Potential Emissions	
	PPH	TPY
Carbon Monoxide (CO)		
Nitrogen Oxides (NO_X)		
Lead (Pb)		
Particulate Matter ($PM_{2.5}$)		
Particulate Matter (PM_{10})		
Total Particulate Matter (TSP)		
Sulfur Dioxide (SO_2)		
Volatile Organic Compounds (VOC)		

Hazardous Air Pollutants	Potential Emissions	
	PPH	TPY

Regulated Pollutants other than Criteria and HAP	Potential Emissions	
	PPH	TPY

List the method(s) used to calculate the potential emissions (include dates of any stack tests conducted, versions of software used, source and dates of emission factors, etc.).

Emissions from this Emission Group are assigned to the major emitting process equipment. Emissions are calculated assuming 8760 hours of operation for most equipment. Emergency equipment emissions are based on 500 hours per year. Highest emitting products were chosen for each emission group, utilizing MON MACT standard batch requirements when appropriate. For tanks the highest throughput in the last three years was increased three times. This was the basis for the PTE. Emissions were calculated using ChemCAD, Essential EHS, Emission Master and/or other appropriate emission estimation models or calculation methodologies (USEPA's TANKS 4.0, WATER9, etc.). Methods take into account stack test results as appropriate.

Applicable Requirements ***S-271***

List all applicable requirements for this emission unit. For each applicable requirement, include the underlying rule/regulation citation and/or construction permit with the condition number. (*Note: Title V permit condition numbers alone are not the underlying applicable requirements*). If an emission limit is calculated based on the type of source and design capacity or if a standard is based on a design parameter, this information should also be included.

Emission Limits - 5.1.3, 5.1.4, ; 45CSR13 Permit R13-1649 4.1.3, 4.1.4, ; 45CSR7-4.2, ;

Opacity Limits - NA

Operational Limits - NA, ; ; ;

X Permit Shield

For all applicable requirements listed above, provide monitoring/testing/recordkeeping/reporting which shall be used to demonstrate compliance. If the method is based on a permit or rule, include the condition number or citation. (Note: Each requirement listed above must have an associated method of demonstrating compliance. If there is not already a required method in place, then a method must be proposed.)

Emission Limits - 5.1.5, ; 45CSR13 Permit R13-1649 4.1.5, ;

Opacity Limits - NA;

Operational Limits - NA

Are you in compliance with all applicable requirements for this emission unit? X Yes ___No

If no, complete the **Schedule of Compliance Form** as **ATTACHMENT F**.

ATTACHMENT E - Emission Unit Form

Emission Unit Description		*Emission Group 245*
Emission unit ID number: C-557	**Emission unit name:** Vacuum Pump	**List any control devices associated with this emission unit:** NONE

Provide a description of the emission unit (type, method of operation, design parameters, etc.):

Vacuum Pump

Manufacturer:	**Model number:**	**Serial number:**
In House	NA	NA
Construction date:	**Installation date:**	**Modification date(s):**

Design Capacity (examples: furnaces - tons/hr, tanks - gallons):

Maximum Hourly Throughput:	**Maximum Annual Throughput:**	**Maximum Operating Schedule:**
See Potential Emissions estimation method		8760

Fuel Usage Data **(fill out all applicable fields)**

Does this emission unit combust fuel? ___ Yes ___X No	**If yes, is it?** ___ Indirect Fired ___ Direct Fired
Maximum design heat input and/or maximum horsepower rating:	**Type and Btu/hr rating of burners:**

List the primary fuel type(s) and if applicable, the secondary fuel type(s). For each fuel type listed, provide the maximum hourly and annual fuel usage for each.

Describe each fuel expected to be used during the term of the permit.

Fuel Type	Max. Sulfur Content	Max. Ash Content	BTU Value

Emissions Data ***C-557***

Criteria Pollutants	Potential Emissions	
	PPH	TPY
Carbon Monoxide (CO)		
Nitrogen Oxides (NO_X)		
Lead (Pb)		
Particulate Matter ($PM_{2.5}$)		
Particulate Matter (PM_{10})		
Total Particulate Matter (TSP)		
Sulfur Dioxide (SO_2)		
Volatile Organic Compounds (VOC)		

Hazardous Air Pollutants	Potential Emissions	
	PPH	TPY

Regulated Pollutants other than Criteria and HAP	Potential Emissions	
	PPH	TPY

List the method(s) used to calculate the potential emissions (include dates of any stack tests conducted, versions of software used, source and dates of emission factors, etc.).

Emissions from this Emission Group are assigned to the major emitting process equipment. Emissions are calculated assuming 8760 hours of operation for most equipment. Emergency equipment emissions are based on 500 hours per year. Highest emitting products were chosen for each emission group, utilizing MON MACT standard batch requirements when appropriate. For tanks the highest throughput in the last three years was increased three times. This was the basis for the PTE. Emissions were calculated using ChemCAD, Essential EHS, Emission Master and/or other appropriate emission estimation models or calculation methodologies (USEPA's TANKS 4.0, WATER9, etc.). Methods take into account stack test results as appropriate.

Applicable Requirements ***C-557***

List all applicable requirements for this emission unit. For each applicable requirement, include the underlying rule/regulation citation and/or construction permit with the condition number. (*Note: Title V permit condition numbers alone are not the underlying applicable requirements*). If an emission limit is calculated based on the type of source and design capacity or if a standard is based on a design parameter, this information should also be included.

Emission Limits - 5.1.9, 5.1.10, 5.1.11, ; ; 45CSR34, ; 40CFR63 Subpart FFFF,

Opacity Limits - NA

Operational Limits - 5.1.12, ; ; 45CSR34, ; 40CFR63 Subpart FFFF,

X Permit Shield

For all applicable requirements listed above, provide monitoring/testing/recordkeeping/reporting which shall be used to demonstrate compliance. If the method is based on a permit or rule, include the condition number or citation. (Note: Each requirement listed above must have an associated method of demonstrating compliance. If there is not already a required method in place, then a method must be proposed.)

Emission Limits - NA, ;

Opacity Limits - NA;

Operational Limits - 5.2.6, ; ; 45CSR34,; 40CFR63.2465,

Are you in compliance with all applicable requirements for this emission unit? X Yes ___No

If no, complete the **Schedule of Compliance Form** as **ATTACHMENT F**.

ATTACHMENT E - Emission Unit Form

Emission Unit Description		*Emission Group 245*
Emission unit ID number: R-88	**Emission unit name:** Reactor	**List any control devices associated with this emission unit:** NONE
Provide a description of the emission unit (type, method of operation, design parameters, etc.): Reactor		
Manufacturer: In House	**Model number:** NA	**Serial number:** NA
Construction date:	**Installation date:**	**Modification date(s):**
Design Capacity (examples: furnaces - tons/hr, tanks - gallons):		
Maximum Hourly Throughput: See Potential Emissions estimation method	**Maximum Annual Throughput:**	**Maximum Operating Schedule:** 8760
Fuel Usage Data **(fill out all applicable fields)**		
Does this emission unit combust fuel? ___ Yes ___X No		**If yes, is it?** ___ Indirect Fired ___ Direct Fired
Maximum design heat input and/or maximum horsepower rating:		**Type and Btu/hr rating of burners:**
List the primary fuel type(s) and if applicable, the secondary fuel type(s). For each fuel type listed, provide the maximum hourly and annual fuel usage for each.		

Describe each fuel expected to be used during the term of the permit.

Fuel Type	Max. Sulfur Content	Max. Ash Content	BTU Value

Emissions Data ***R-88***

Criteria Pollutants	Potential Emissions	
	PPH	TPY
Carbon Monoxide (CO)		
Nitrogen Oxides (NO_X)		
Lead (Pb)		
Particulate Matter ($PM_{2.5}$)		
Particulate Matter (PM_{10})		
Total Particulate Matter (TSP)		
Sulfur Dioxide (SO_2)		
Volatile Organic Compounds (VOC)		

Hazardous Air Pollutants	Potential Emissions	
	PPH	TPY

Regulated Pollutants other than Criteria and HAP	Potential Emissions	
	PPH	TPY

List the method(s) used to calculate the potential emissions (include dates of any stack tests conducted, versions of software used, source and dates of emission factors, etc.).

Emissions from this Emission Group are assigned to the major emitting process equipment. Emissions are calculated assuming 8760 hours of operation for most equipment. Emergency equipment emissions are based on 500 hours per year. Highest emitting products were chosen for each emission group, utilizing MON MACT standard batch requirements when appropriate. For tanks the highest throughput in the last three years was increased three times. This was the basis for the PTE. Emissions were calculated using ChemCAD, Essential EHS, Emission Master and/or other appropriate emission estimation models or calculation methodologies (USEPA's TANKS 4.0, WATER9, etc.). Methods take into account stack test results as appropriate.

Applicable Requirements ***R-88***

List all applicable requirements for this emission unit. For each applicable requirement, include the underlying rule/regulation citation and/or construction permit with the condition number. (*Note: Title V permit condition numbers alone are not the underlying applicable requirements*). If an emission limit is calculated based on the type of source and design capacity or if a standard is based on a design parameter, this information should also be included.

Emission Limits - 5.1.9, 5.1.10, 5.1.11, ; ; 45CSR34, ; 40CFR63 Subpart FFFF,

Opacity Limits - NA

Operational Limits - 5.1.12, ; ; 45CSR34, ; 40CFR63 Subpart FFFF,

X Permit Shield

For all applicable requirements listed above, provide monitoring/testing/recordkeeping/reporting which shall be used to demonstrate compliance. If the method is based on a permit or rule, include the condition number or citation. (Note: Each requirement listed above must have an associated method of demonstrating compliance. If there is not already a required method in place, then a method must be proposed.)

Emission Limits - NA, ;

Opacity Limits - NA;

Operational Limits - 5.2.6, ; ; 45CSR34,; 40CFR63.2465,

Are you in compliance with all applicable requirements for this emission unit? X Yes ___No

If no, complete the **Schedule of Compliance Form** as **ATTACHMENT F**.

ATTACHMENT E - Emission Unit Form

Emission Unit Description		*Emission Group 245*
Emission unit ID number: R-89	**Emission unit name:** Reactor	**List any control devices associated with this emission unit:** NONE
Provide a description of the emission unit (type, method of operation, design parameters, etc.): Reactor		
Manufacturer: In House	**Model number:** NA	**Serial number:** NA
Construction date:	**Installation date:**	**Modification date(s):**
Design Capacity (examples: furnaces - tons/hr, tanks - gallons):		
Maximum Hourly Throughput: See Potential Emissions estimation method	**Maximum Annual Throughput:**	**Maximum Operating Schedule:** 8760
Fuel Usage Data **(fill out all applicable fields)**		
Does this emission unit combust fuel? ___ Yes ___X No		**If yes, is it?** ___ Indirect Fired ___ Direct Fired
Maximum design heat input and/or maximum horsepower rating:		**Type and Btu/hr rating of burners:**
List the primary fuel type(s) and if applicable, the secondary fuel type(s). For each fuel type listed, provide the maximum hourly and annual fuel usage for each.		

Describe each fuel expected to be used during the term of the permit.

Fuel Type	Max. Sulfur Content	Max. Ash Content	BTU Value

Emissions Data ***R-89***

Criteria Pollutants	Potential Emissions	
	PPH	TPY
Carbon Monoxide (CO)		
Nitrogen Oxides (NO_X)		
Lead (Pb)		
Particulate Matter ($PM_{2.5}$)		
Particulate Matter (PM_{10})		
Total Particulate Matter (TSP)		
Sulfur Dioxide (SO_2)		
Volatile Organic Compounds (VOC)		

Hazardous Air Pollutants	Potential Emissions	
	PPH	TPY

Regulated Pollutants other than Criteria and HAP	Potential Emissions	
	PPH	TPY

List the method(s) used to calculate the potential emissions (include dates of any stack tests conducted, versions of software used, source and dates of emission factors, etc.).

Emissions from this Emission Group are assigned to the major emitting process equipment. Emissions are calculated assuming 8760 hours of operation for most equipment. Emergency equipment emissions are based on 500 hours per year. Highest emitting products were chosen for each emission group, utilizing MON MACT standard batch requirements when appropriate. For tanks the highest throughput in the last three years was increased three times. This was the basis for the PTE. Emissions were calculated using ChemCAD, Essential EHS, Emission Master and/or other appropriate emission estimation models or calculation methodologies (USEPA's TANKS 4.0, WATER9, etc.). Methods take into account stack test results as appropriate.

Applicable Requirements ***R-89***

List all applicable requirements for this emission unit. For each applicable requirement, include the underlying rule/regulation citation and/or construction permit with the condition number. (*Note: Title V permit condition numbers alone are not the underlying applicable requirements*). If an emission limit is calculated based on the type of source and design capacity or if a standard is based on a design parameter, this information should also be included.

Emission Limits - 5.1.9, 5.1.10, 5.1.11, ; ; 45CSR34, ; 40CFR63 Subpart FFFF,

Opacity Limits - NA

Operational Limits - 5.1.12, ; ; 45CSR34, ; 40CFR63 Subpart FFFF,

X Permit Shield

For all applicable requirements listed above, provide monitoring/testing/recordkeeping/reporting which shall be used to demonstrate compliance. If the method is based on a permit or rule, include the condition number or citation. (Note: Each requirement listed above must have an associated method of demonstrating compliance. If there is not already a required method in place, then a method must be proposed.)

Emission Limits - NA, ;

Opacity Limits - NA;

Operational Limits - 5.2.6, ; ; 45CSR34,; 40CFR63.2465,

Are you in compliance with all applicable requirements for this emission unit? X Yes ___No

If no, complete the **Schedule of Compliance Form** as **ATTACHMENT F**.

ATTACHMENT E - Emission Unit Form

Emission Unit Description		*Emission Group 245*
Emission unit ID number: S-259	**Emission unit name:** Distillation Column	**List any control devices associated with this emission unit:** NONE

Provide a description of the emission unit (type, method of operation, design parameters, etc.):

Distillation Column

Manufacturer:	**Model number:**	**Serial number:**
In House	NA	NA
Construction date:	**Installation date:**	**Modification date(s):**

Design Capacity (examples: furnaces - tons/hr, tanks - gallons):

Maximum Hourly Throughput:	**Maximum Annual Throughput:**	**Maximum Operating Schedule:**
See Potential Emissions estimation method		8760

Fuel Usage Data **(fill out all applicable fields)**

Does this emission unit combust fuel? ___ Yes ___X No	**If yes, is it?** ___ Indirect Fired ___ Direct Fired
Maximum design heat input and/or maximum horsepower rating:	**Type and Btu/hr rating of burners:**

List the primary fuel type(s) and if applicable, the secondary fuel type(s). For each fuel type listed, provide the maximum hourly and annual fuel usage for each.

Describe each fuel expected to be used during the term of the permit.

Fuel Type	Max. Sulfur Content	Max. Ash Content	BTU Value

Emissions Data ***S-259***

Criteria Pollutants	Potential Emissions	
	PPH	TPY
Carbon Monoxide (CO)		
Nitrogen Oxides (NO_X)		
Lead (Pb)		
Particulate Matter ($PM_{2.5}$)		
Particulate Matter (PM_{10})		
Total Particulate Matter (TSP)		
Sulfur Dioxide (SO_2)		
Volatile Organic Compounds (VOC)		

Hazardous Air Pollutants	Potential Emissions	
	PPH	TPY

Regulated Pollutants other than Criteria and HAP	Potential Emissions	
	PPH	TPY

List the method(s) used to calculate the potential emissions (include dates of any stack tests conducted, versions of software used, source and dates of emission factors, etc.).

Emissions from this Emission Group are assigned to the major emitting process equipment. Emissions are calculated assuming 8760 hours of operation for most equipment. Emergency equipment emissions are based on 500 hours per year. Highest emitting products were chosen for each emission group, utilizing MON MACT standard batch requirements when appropriate. For tanks the highest throughput in the last three years was increased three times. This was the basis for the PTE. Emissions were calculated using ChemCAD, Essential EHS, Emission Master and/or other appropriate emission estimation models or calculation methodologies (USEPA's TANKS 4.0, WATER9, etc.). Methods take into account stack test results as appropriate.

Applicable Requirements ***S-259***

List all applicable requirements for this emission unit. For each applicable requirement, include the underlying rule/regulation citation and/or construction permit with the condition number. (*Note: Title V permit condition numbers alone are not the underlying applicable requirements*). If an emission limit is calculated based on the type of source and design capacity or if a standard is based on a design parameter, this information should also be included.

Emission Limits - 5.1.9, 5.1.10, 5.1.11, ; ; 45CSR34, ; 40CFR63 Subpart FFFF,

Opacity Limits - NA

Operational Limits - 5.1.12, ; ; 45CSR34, ; 40CFR63 Subpart FFFF,

X Permit Shield

For all applicable requirements listed above, provide monitoring/testing/recordkeeping/reporting which shall be used to demonstrate compliance. If the method is based on a permit or rule, include the condition number or citation. (Note: Each requirement listed above must have an associated method of demonstrating compliance. If there is not already a required method in place, then a method must be proposed.)

Emission Limits - NA, ;

Opacity Limits - NA;

Operational Limits - 5.2.6, ; ; 45CSR34,; 40CFR63.2465,

Are you in compliance with all applicable requirements for this emission unit? X Yes ___No

If no, complete the **Schedule of Compliance Form** as **ATTACHMENT F**.

ATTACHMENT E - Emission Unit Form

Emission Unit Description		*Emission Group 249*
Emission unit ID number: C-573	**Emission unit name:** Compressor	**List any control devices associated with this emission unit:** NONE
Provide a description of the emission unit (type, method of operation, design parameters, etc.): Compressor		
Manufacturer: In House	**Model number:** NA	**Serial number:** NA
Construction date:	**Installation date:**	**Modification date(s):**
Design Capacity (examples: furnaces - tons/hr, tanks - gallons):		
Maximum Hourly Throughput: See Potential Emissions estimation method	**Maximum Annual Throughput:**	**Maximum Operating Schedule:** 8760
Fuel Usage Data **(fill out all applicable fields)**		
Does this emission unit combust fuel? ___ Yes ___X No		**If yes, is it?** ___ Indirect Fired ___ Direct Fired
Maximum design heat input and/or maximum horsepower rating:		**Type and Btu/hr rating of burners:**
List the primary fuel type(s) and if applicable, the secondary fuel type(s). For each fuel type listed, provide the maximum hourly and annual fuel usage for each.		

Describe each fuel expected to be used during the term of the permit.

Fuel Type	Max. Sulfur Content	Max. Ash Content	BTU Value

Emissions Data ***C-573***

Criteria Pollutants	Potential Emissions	
	PPH	TPY
Carbon Monoxide (CO)		
Nitrogen Oxides (NO_X)		
Lead (Pb)		
Particulate Matter ($PM_{2.5}$)		
Particulate Matter (PM_{10})		
Total Particulate Matter (TSP)		
Sulfur Dioxide (SO_2)		
Volatile Organic Compounds (VOC)		

Hazardous Air Pollutants	Potential Emissions	
	PPH	TPY

Regulated Pollutants other than Criteria and HAP	Potential Emissions	
	PPH	TPY

List the method(s) used to calculate the potential emissions (include dates of any stack tests conducted, versions of software used, source and dates of emission factors, etc.).

Emissions from this Emission Group are assigned to the major emitting process equipment. Emissions are calculated assuming 8760 hours of operation for most equipment. Emergency equipment emissions are based on 500 hours per year. Highest emitting products were chosen for each emission group, utilizing MON MACT standard batch requirements when appropriate. For tanks the highest throughput in the last three years was increased three times. This was the basis for the PTE. Emissions were calculated using ChemCAD, Essential EHS, Emission Master and/or other appropriate emission estimation models or calculation methodologies (USEPA's TANKS 4.0, WATER9, etc.). Methods take into account stack test results as appropriate.

Applicable Requirements ***C-573***

List all applicable requirements for this emission unit. For each applicable requirement, include the underlying rule/regulation citation and/or construction permit with the condition number. (*Note: Title V permit condition numbers alone are not the underlying applicable requirements*). If an emission limit is calculated based on the type of source and design capacity or if a standard is based on a design parameter, this information should also be included.

Emission Limits - 5.1.9, 5.1.10, 5.1.11, ; ; 45CSR34, ; 40CFR63 Subpart FFFF,

Opacity Limits - NA

Operational Limits - 5.1.12, ; ; 45CSR34, ; 40CFR63 Subpart FFFF,

X Permit Shield

For all applicable requirements listed above, provide monitoring/testing/recordkeeping/reporting which shall be used to demonstrate compliance. If the method is based on a permit or rule, include the condition number or citation. (Note: Each requirement listed above must have an associated method of demonstrating compliance. If there is not already a required method in place, then a method must be proposed.)

Emission Limits - NA, ;

Opacity Limits - NA;

Operational Limits - 5.2.6, ; ; 45CSR34,; 40CFR63.2465,

Are you in compliance with all applicable requirements for this emission unit? X Yes ___No

If no, complete the **Schedule of Compliance Form** as **ATTACHMENT F**.

ATTACHMENT E - Emission Unit Form

Emission Unit Description		*Emission Group 249*
Emission unit ID number: C-574	**Emission unit name:** Compressor	**List any control devices associated with this emission unit:** C-363
Provide a description of the emission unit (type, method of operation, design parameters, etc.): Compressor		
Manufacturer: In House	**Model number:** NA	**Serial number:** NA
Construction date:	**Installation date:**	**Modification date(s):**
Design Capacity (examples: furnaces - tons/hr, tanks - gallons):		
Maximum Hourly Throughput: See Potential Emissions estimation method	**Maximum Annual Throughput:**	**Maximum Operating Schedule:** 8760
Fuel Usage Data **(fill out all applicable fields)**		
Does this emission unit combust fuel? ___ Yes ___X No		**If yes, is it?** ___ Indirect Fired ___ Direct Fired
Maximum design heat input and/or maximum horsepower rating:		**Type and Btu/hr rating of burners:**
List the primary fuel type(s) and if applicable, the secondary fuel type(s). For each fuel type listed, provide the maximum hourly and annual fuel usage for each.		

Describe each fuel expected to be used during the term of the permit.

Fuel Type	Max. Sulfur Content	Max. Ash Content	BTU Value

Emissions Data	***C-574***	
Criteria Pollutants	Potential Emissions	
	PPH	TPY
Carbon Monoxide (CO)		
Nitrogen Oxides (NO_X)		
Lead (Pb)		
Particulate Matter ($PM_{2.5}$)		
Particulate Matter (PM_{10})		
Total Particulate Matter (TSP)		
Sulfur Dioxide (SO_2)		
Volatile Organic Compounds (VOC)		
Hazardous Air Pollutants	Potential Emissions	
	PPH	TPY
Regulated Pollutants other than Criteria and HAP	Potential Emissions	
	PPH	TPY

List the method(s) used to calculate the potential emissions (include dates of any stack tests conducted, versions of software used, source and dates of emission factors, etc.).

Emissions from this Emission Group are assigned to the major emitting process equipment. Emissions are calculated assuming 8760 hours of operation for most equipment. Emergency equipment emissions are based on 500 hours per year. Highest emitting products were chosen for each emission group, utilizing MON MACT standard batch requirements when appropriate. For tanks the highest throughput in the last three years was increased three times. This was the basis for the PTE. Emissions were calculated using ChemCAD, Essential EHS, Emission Master and/or other appropriate emission estimation models or calculation methodologies (USEPA's TANKS 4.0, WATER9, etc.). Methods take into account stack test results as appropriate.

Applicable Requirements ***C-574***

List all applicable requirements for this emission unit. For each applicable requirement, include the underlying rule/regulation citation and/or construction permit with the condition number. (*Note: Title V permit condition numbers alone are not the underlying applicable requirements*). If an emission limit is calculated based on the type of source and design capacity or if a standard is based on a design parameter, this information should also be included.

Emission Limits - 5.1.9, 5.1.10, 5.1.11, ; ; 45CSR34, ; 40CFR63 Subpart FFFF,

Opacity Limits - NA

Operational Limits - 5.1.12, ; ; 45CSR34, ; 40CFR63 Subpart FFFF,

X Permit Shield

For all applicable requirements listed above, provide monitoring/testing/recordkeeping/reporting which shall be used to demonstrate compliance. If the method is based on a permit or rule, include the condition number or citation. (Note: Each requirement listed above must have an associated method of demonstrating compliance. If there is not already a required method in place, then a method must be proposed.)

Emission Limits - NA, ;

Opacity Limits - NA;

Operational Limits - 5.2.6, ; ; 45CSR34,; 40CFR63.2465,

Are you in compliance with all applicable requirements for this emission unit? X Yes ___No

If no, complete the **Schedule of Compliance Form** as **ATTACHMENT F**.

ATTACHMENT E - Emission Unit Form

Emission Unit Description		*Emission Group 249*
Emission unit ID number: E-2288	**Emission unit name:** Autopurger	**List any control devices associated with this emission unit:** C-363

Provide a description of the emission unit (type, method of operation, design parameters, etc.):

Autopurger

Manufacturer:	**Model number:**	**Serial number:**
In House	NA	NA
Construction date:	**Installation date:**	**Modification date(s):**

Design Capacity (examples: furnaces - tons/hr, tanks - gallons):

Maximum Hourly Throughput:	**Maximum Annual Throughput:**	**Maximum Operating Schedule:**
See Potential Emissions estimation method		8760

Fuel Usage Data **(fill out all applicable fields)**

Does this emission unit combust fuel? ___ Yes ___X No	**If yes, is it?** ___ Indirect Fired ___ Direct Fired
Maximum design heat input and/or maximum horsepower rating:	**Type and Btu/hr rating of burners:**

List the primary fuel type(s) and if applicable, the secondary fuel type(s). For each fuel type listed, provide the maximum hourly and annual fuel usage for each.

Describe each fuel expected to be used during the term of the permit.

Fuel Type	Max. Sulfur Content	Max. Ash Content	BTU Value

Emissions Data ***E-2288***

Criteria Pollutants	Potential Emissions	
	PPH	TPY
Carbon Monoxide (CO)		
Nitrogen Oxides (NO_X)		
Lead (Pb)		
Particulate Matter ($PM_{2.5}$)		
Particulate Matter (PM_{10})		
Total Particulate Matter (TSP)		
Sulfur Dioxide (SO_2)		
Volatile Organic Compounds (VOC)		

Hazardous Air Pollutants	Potential Emissions	
	PPH	TPY

Regulated Pollutants other than Criteria and HAP	Potential Emissions	
	PPH	TPY

List the method(s) used to calculate the potential emissions (include dates of any stack tests conducted, versions of software used, source and dates of emission factors, etc.).

Emissions from this Emission Group are assigned to the major emitting process equipment. Emissions are calculated assuming 8760 hours of operation for most equipment. Emergency equipment emissions are based on 500 hours per year. Highest emitting products were chosen for each emission group, utilizing MON MACT standard batch requirements when appropriate. For tanks the highest throughput in the last three years was increased three times. This was the basis for the PTE. Emissions were calculated using ChemCAD, Essential EHS, Emission Master and/or other appropriate emission estimation models or calculation methodologies (USEPA's TANKS 4.0, WATER9, etc.). Methods take into account stack test results as appropriate.

Applicable Requirements ***E-2288***

List all applicable requirements for this emission unit. For each applicable requirement, include the underlying rule/regulation citation and/or construction permit with the condition number. (*Note: Title V permit condition numbers alone are not the underlying applicable requirements*). If an emission limit is calculated based on the type of source and design capacity or if a standard is based on a design parameter, this information should also be included.

Emission Limits - 5.1.9, 5.1.10, 5.1.11, ; ; 45CSR34, ; 40CFR63 Subpart FFFF,

Opacity Limits - NA

Operational Limits - 5.1.12, ; ; 45CSR34, ; 40CFR63 Subpart FFFF,

X Permit Shield

For all applicable requirements listed above, provide monitoring/testing/recordkeeping/reporting which shall be used to demonstrate compliance. If the method is based on a permit or rule, include the condition number or citation. (Note: Each requirement listed above must have an associated method of demonstrating compliance. If there is not already a required method in place, then a method must be proposed.)

Emission Limits - NA, ;

Opacity Limits - NA;

Operational Limits - 5.2.6, ; ; 45CSR34,; 40CFR63.2465,

Are you in compliance with all applicable requirements for this emission unit? X Yes ___No

If no, complete the **Schedule of Compliance Form** as **ATTACHMENT F**.

ATTACHMENT E - Emission Unit Form

Emission Unit Description		*Emission Group 249*
Emission unit ID number: T-56	**Emission unit name:** Tank	**List any control devices associated with this emission unit:** NONE

Provide a description of the emission unit (type, method of operation, design parameters, etc.):

Tank

Manufacturer: In House	**Model number:** NA	**Serial number:** NA
Construction date: 1999	**Installation date:**	**Modification date(s):**

Design Capacity (examples: furnaces - tons/hr, tanks - gallons):

<20,000

Maximum Hourly Throughput: See Potential Emissions estimation method	**Maximum Annual Throughput:**	**Maximum Operating Schedule:** 8760

Fuel Usage Data **(fill out all applicable fields)**

Does this emission unit combust fuel? ___ Yes ___X No	**If yes, is it?** ___ Indirect Fired ___ Direct Fired
Maximum design heat input and/or maximum horsepower rating:	**Type and Btu/hr rating of burners:**

List the primary fuel type(s) and if applicable, the secondary fuel type(s). For each fuel type listed, provide the maximum hourly and annual fuel usage for each.

Describe each fuel expected to be used during the term of the permit.

Fuel Type	Max. Sulfur Content	Max. Ash Content	BTU Value

Emissions Data ***T-56***

Criteria Pollutants	Potential Emissions	
	PPH	TPY
Carbon Monoxide (CO)		
Nitrogen Oxides (NO_X)		
Lead (Pb)		
Particulate Matter ($PM_{2.5}$)		
Particulate Matter (PM_{10})		
Total Particulate Matter (TSP)		
Sulfur Dioxide (SO_2)		
Volatile Organic Compounds (VOC)		

Hazardous Air Pollutants	Potential Emissions	
	PPH	TPY

Regulated Pollutants other than Criteria and HAP	Potential Emissions	
	PPH	TPY

List the method(s) used to calculate the potential emissions (include dates of any stack tests conducted, versions of software used, source and dates of emission factors, etc.).

Emissions from this Emission Group are assigned to the major emitting process equipment. Emissions are calculated assuming 8760 hours of operation for most equipment. Emergency equipment emissions are based on 500 hours per year. Highest emitting products were chosen for each emission group, utilizing MON MACT standard batch requirements when appropriate. For tanks the highest throughput in the last three years was increased three times. This was the basis for the PTE. Emissions were calculated using ChemCAD, Essential EHS, Emission Master and/or other appropriate emission estimation models or calculation methodologies (USEPA's TANKS 4.0, WATER9, etc.). Methods take into account stack test results as appropriate.

Applicable Requirements ***T-56***

List all applicable requirements for this emission unit. For each applicable requirement, include the underlying rule/regulation citation and/or construction permit with the condition number. (*Note: Title V permit condition numbers alone are not the underlying applicable requirements*). If an emission limit is calculated based on the type of source and design capacity or if a standard is based on a design parameter, this information should also be included.

Emission Limits - 5.1.9, 5.1.10, 5.1.11, ; ; 45CSR34, ; 40CFR63 Subpart FFFF,

Opacity Limits - NA

Operational Limits - 5.1.12, ; ; 45CSR34, ; 40CFR63 Subpart FFFF,

X Permit Shield

For all applicable requirements listed above, provide monitoring/testing/recordkeeping/reporting which shall be used to demonstrate compliance. If the method is based on a permit or rule, include the condition number or citation. (Note: Each requirement listed above must have an associated method of demonstrating compliance. If there is not already a required method in place, then a method must be proposed.)

Emission Limits - NA, ;

Opacity Limits - NA;

Operational Limits - 5.2.6, ; ; 45CSR34,; 40CFR63.2465,

Are you in compliance with all applicable requirements for this emission unit? X Yes ___No

If no, complete the **Schedule of Compliance Form** as **ATTACHMENT F**.

ATTACHMENT E - Emission Unit Form

Emission Unit Description		*Emission Group 252*
Emission unit ID number: T-272	**Emission unit name:** Tank	**List any control devices associated with this emission unit:** NONE

Provide a description of the emission unit (type, method of operation, design parameters, etc.):

Tank

Manufacturer:	**Model number:**	**Serial number:**
In House	NA	NA
Construction date: 1954	**Installation date:**	**Modification date(s):**

Design Capacity (examples: furnaces - tons/hr, tanks - gallons):

<20,000

Maximum Hourly Throughput:	**Maximum Annual Throughput:**	**Maximum Operating Schedule:**
See Potential Emissions estimation method		8760

Fuel Usage Data **(fill out all applicable fields)**

Does this emission unit combust fuel? ___ Yes ___X No	**If yes, is it?** ___ Indirect Fired ___ Direct Fired
Maximum design heat input and/or maximum horsepower rating:	**Type and Btu/hr rating of burners:**

List the primary fuel type(s) and if applicable, the secondary fuel type(s). For each fuel type listed, provide the maximum hourly and annual fuel usage for each.

Describe each fuel expected to be used during the term of the permit.

Fuel Type	Max. Sulfur Content	Max. Ash Content	BTU Value

Emissions Data ***T-272***

Criteria Pollutants	Potential Emissions	
	PPH	TPY
Carbon Monoxide (CO)		
Nitrogen Oxides (NO_X)		
Lead (Pb)		
Particulate Matter ($PM_{2.5}$)		
Particulate Matter (PM_{10})		
Total Particulate Matter (TSP)		
Sulfur Dioxide (SO_2)		
Volatile Organic Compounds (VOC)		

Hazardous Air Pollutants	Potential Emissions	
	PPH	TPY

Regulated Pollutants other than Criteria and HAP	Potential Emissions	
	PPH	TPY

List the method(s) used to calculate the potential emissions (include dates of any stack tests conducted, versions of software used, source and dates of emission factors, etc.).

Emissions from this Emission Group are assigned to the major emitting process equipment. Emissions are calculated assuming 8760 hours of operation for most equipment. Emergency equipment emissions are based on 500 hours per year. Highest emitting products were chosen for each emission group, utilizing MON MACT standard batch requirements when appropriate. For tanks the highest throughput in the last three years was increased three times. This was the basis for the PTE. Emissions were calculated using ChemCAD, Essential EHS, Emission Master and/or other appropriate emission estimation models or calculation methodologies (USEPA's TANKS 4.0, WATER9, etc.). Methods take into account stack test results as appropriate.

Applicable Requirements ***T-272***

List all applicable requirements for this emission unit. For each applicable requirement, include the underlying rule/regulation citation and/or construction permit with the condition number. (*Note: Title V permit condition numbers alone are not the underlying applicable requirements*). If an emission limit is calculated based on the type of source and design capacity or if a standard is based on a design parameter, this information should also be included.

Emission Limits - 5.1.9, 5.1.10, 5.1.11, ; ; 45CSR34, ; 40CFR63 Subpart FFFF,

Opacity Limits - NA

Operational Limits - 5.1.12, ; ; 45CSR34, ; 40CFR63 Subpart FFFF,

X Permit Shield

For all applicable requirements listed above, provide monitoring/testing/recordkeeping/reporting which shall be used to demonstrate compliance. If the method is based on a permit or rule, include the condition number or citation. (Note: Each requirement listed above must have an associated method of demonstrating compliance. If there is not already a required method in place, then a method must be proposed.)

Emission Limits - NA, ;

Opacity Limits - NA;

Operational Limits - 5.2.6, ; ; 45CSR34,; 40CFR63.2465,

Are you in compliance with all applicable requirements for this emission unit? X Yes ___No

If no, complete the **Schedule of Compliance Form** as **ATTACHMENT F**.

ATTACHMENT E - Emission Unit Form

Emission Unit Description		*Emission Group 252*
Emission unit ID number: T-273	**Emission unit name:** Tank	**List any control devices associated with this emission unit:** NONE

Provide a description of the emission unit (type, method of operation, design parameters, etc.):

Tank

Manufacturer:	**Model number:**	**Serial number:**
In House	NA	NA
Construction date: 1954	**Installation date:**	**Modification date(s):**

Design Capacity (examples: furnaces - tons/hr, tanks - gallons):

<20,000

Maximum Hourly Throughput:	**Maximum Annual Throughput:**	**Maximum Operating Schedule:**
See Potential Emissions estimation method		8760

Fuel Usage Data **(fill out all applicable fields)**

Does this emission unit combust fuel? ___ Yes ___X No	**If yes, is it?** ___ Indirect Fired ___ Direct Fired
Maximum design heat input and/or maximum horsepower rating:	**Type and Btu/hr rating of burners:**

List the primary fuel type(s) and if applicable, the secondary fuel type(s). For each fuel type listed, provide the maximum hourly and annual fuel usage for each.

Describe each fuel expected to be used during the term of the permit.

Fuel Type	Max. Sulfur Content	Max. Ash Content	BTU Value

Emissions Data ***T-273***

Criteria Pollutants	Potential Emissions	
	PPH	TPY
Carbon Monoxide (CO)		
Nitrogen Oxides (NO_X)		
Lead (Pb)		
Particulate Matter ($PM_{2.5}$)		
Particulate Matter (PM_{10})		
Total Particulate Matter (TSP)		
Sulfur Dioxide (SO_2)		
Volatile Organic Compounds (VOC)		

Hazardous Air Pollutants	Potential Emissions	
	PPH	TPY

Regulated Pollutants other than Criteria and HAP	Potential Emissions	
	PPH	TPY

List the method(s) used to calculate the potential emissions (include dates of any stack tests conducted, versions of software used, source and dates of emission factors, etc.).

Emissions from this Emission Group are assigned to the major emitting process equipment. Emissions are calculated assuming 8760 hours of operation for most equipment. Emergency equipment emissions are based on 500 hours per year. Highest emitting products were chosen for each emission group, utilizing MON MACT standard batch requirements when appropriate. For tanks the highest throughput in the last three years was increased three times. This was the basis for the PTE. Emissions were calculated using ChemCAD, Essential EHS, Emission Master and/or other appropriate emission estimation models or calculation methodologies (USEPA's TANKS 4.0, WATER9, etc.). Methods take into account stack test results as appropriate.

Applicable Requirements ***T-273***

List all applicable requirements for this emission unit. For each applicable requirement, include the underlying rule/regulation citation and/or construction permit with the condition number. (*Note: Title V permit condition numbers alone are not the underlying applicable requirements*). If an emission limit is calculated based on the type of source and design capacity or if a standard is based on a design parameter, this information should also be included.

Emission Limits - 5.1.9, 5.1.10, 5.1.11, ; ; 45CSR34, ; 40CFR63 Subpart FFFF,

Opacity Limits - NA

Operational Limits - 5.1.12, ; ; 45CSR34, ; 40CFR63 Subpart FFFF,

X Permit Shield

For all applicable requirements listed above, provide monitoring/testing/recordkeeping/reporting which shall be used to demonstrate compliance. If the method is based on a permit or rule, include the condition number or citation. (Note: Each requirement listed above must have an associated method of demonstrating compliance. If there is not already a required method in place, then a method must be proposed.)

Emission Limits - NA, ;

Opacity Limits - NA;

Operational Limits - 5.2.6, ; ; 45CSR34,; 40CFR63.2465,

Are you in compliance with all applicable requirements for this emission unit? X Yes ___No

If no, complete the **Schedule of Compliance Form** as **ATTACHMENT F**.

ATTACHMENT E - Emission Unit Form

Emission Unit Description		*Emission Group 252*
Emission unit ID number: T-463	**Emission unit name:** Tank	**List any control devices associated with this emission unit:** NONE

Provide a description of the emission unit (type, method of operation, design parameters, etc.):

Tank

Manufacturer: In House	**Model number:** NA	**Serial number:** NA
Construction date: 1954	**Installation date:**	**Modification date(s):**

Design Capacity (examples: furnaces - tons/hr, tanks - gallons):

<20,000

Maximum Hourly Throughput: See Potential Emissions estimation method	**Maximum Annual Throughput:**	**Maximum Operating Schedule:** 8760

Fuel Usage Data **(fill out all applicable fields)**

Does this emission unit combust fuel? ___ Yes ___X No	**If yes, is it?** ___ Indirect Fired ___ Direct Fired
Maximum design heat input and/or maximum horsepower rating:	**Type and Btu/hr rating of burners:**

List the primary fuel type(s) and if applicable, the secondary fuel type(s). For each fuel type listed, provide the maximum hourly and annual fuel usage for each.

Describe each fuel expected to be used during the term of the permit.

Fuel Type	Max. Sulfur Content	Max. Ash Content	BTU Value

Emissions Data ***T-463***

Criteria Pollutants	Potential Emissions	
	PPH	TPY
Carbon Monoxide (CO)		
Nitrogen Oxides (NO_X)		
Lead (Pb)		
Particulate Matter ($PM_{2.5}$)		
Particulate Matter (PM_{10})		
Total Particulate Matter (TSP)		
Sulfur Dioxide (SO_2)		
Volatile Organic Compounds (VOC)		

Hazardous Air Pollutants	Potential Emissions	
	PPH	TPY

Regulated Pollutants other than Criteria and HAP	Potential Emissions	
	PPH	TPY

List the method(s) used to calculate the potential emissions (include dates of any stack tests conducted, versions of software used, source and dates of emission factors, etc.).

Emissions from this Emission Group are assigned to the major emitting process equipment. Emissions are calculated assuming 8760 hours of operation for most equipment. Emergency equipment emissions are based on 500 hours per year. Highest emitting products were chosen for each emission group, utilizing MON MACT standard batch requirements when appropriate. For tanks the highest throughput in the last three years was increased three times. This was the basis for the PTE. Emissions were calculated using ChemCAD, Essential EHS, Emission Master and/or other appropriate emission estimation models or calculation methodologies (USEPA's TANKS 4.0, WATER9, etc.). Methods take into account stack test results as appropriate.

Applicable Requirements ***T-463***

List all applicable requirements for this emission unit. For each applicable requirement, include the underlying rule/regulation citation and/or construction permit with the condition number. (*Note: Title V permit condition numbers alone are not the underlying applicable requirements*). If an emission limit is calculated based on the type of source and design capacity or if a standard is based on a design parameter, this information should also be included.

Emission Limits - 5.1.9, 5.1.10, 5.1.11, ; ; 45CSR34, ; 40CFR63 Subpart FFFF,

Opacity Limits - NA

Operational Limits - 5.1.12, ; ; 45CSR34, ; 40CFR63 Subpart FFFF,

X Permit Shield

For all applicable requirements listed above, provide monitoring/testing/recordkeeping/reporting which shall be used to demonstrate compliance. If the method is based on a permit or rule, include the condition number or citation. (Note: Each requirement listed above must have an associated method of demonstrating compliance. If there is not already a required method in place, then a method must be proposed.)

Emission Limits - NA, ;

Opacity Limits - NA;

Operational Limits - 5.2.6, ; ; 45CSR34,; 40CFR63.2465,

Are you in compliance with all applicable requirements for this emission unit? X Yes ___No

If no, complete the **Schedule of Compliance Form** as **ATTACHMENT F**.

ATTACHMENT E - Emission Unit Form

Emission Unit Description		*Emission Group 252*
Emission unit ID number: T-495	**Emission unit name:** Tank	**List any control devices associated with this emission unit:** NONE

Provide a description of the emission unit (type, method of operation, design parameters, etc.):

Tank

Manufacturer:	**Model number:**	**Serial number:**
In House	NA	NA
Construction date: 1965	**Installation date:**	**Modification date(s):**

Design Capacity (examples: furnaces - tons/hr, tanks - gallons):

<20,000

Maximum Hourly Throughput:	**Maximum Annual Throughput:**	**Maximum Operating Schedule:**
See Potential Emissions estimation method		8760

Fuel Usage Data **(fill out all applicable fields)**

Does this emission unit combust fuel? ___ Yes ___X No	**If yes, is it?** ___ Indirect Fired ___ Direct Fired
Maximum design heat input and/or maximum horsepower rating:	**Type and Btu/hr rating of burners:**

List the primary fuel type(s) and if applicable, the secondary fuel type(s). For each fuel type listed, provide the maximum hourly and annual fuel usage for each.

Describe each fuel expected to be used during the term of the permit.

Fuel Type	Max. Sulfur Content	Max. Ash Content	BTU Value

Emissions Data ***T-495***

Criteria Pollutants	Potential Emissions	
	PPH	TPY
Carbon Monoxide (CO)		
Nitrogen Oxides (NO_X)		
Lead (Pb)		
Particulate Matter ($PM_{2.5}$)		
Particulate Matter (PM_{10})		
Total Particulate Matter (TSP)		
Sulfur Dioxide (SO_2)		
Volatile Organic Compounds (VOC)	0.05	0.20

Hazardous Air Pollutants	Potential Emissions	
	PPH	TPY
Methanol	0.05	0.20

Regulated Pollutants other than Criteria and HAP	Potential Emissions	
	PPH	TPY

List the method(s) used to calculate the potential emissions (include dates of any stack tests conducted, versions of software used, source and dates of emission factors, etc.).

Emissions from this Emission Group are assigned to the major emitting process equipment. Emissions are calculated assuming 8760 hours of operation for most equipment. Emergency equipment emissions are based on 500 hours per year. Highest emitting products were chosen for each emission group, utilizing MON MACT standard batch requirements when appropriate. For tanks the highest throughput in the last three years was increased three times. This was the basis for the PTE. Emissions were calculated using ChemCAD, Essential EHS, Emission Master and/or other appropriate emission estimation models or calculation methodologies (USEPA's TANKS 4.0, WATER9, etc.). Methods take into account stack test results as appropriate.

Applicable Requirements ***T-495***

List all applicable requirements for this emission unit. For each applicable requirement, include the underlying rule/regulation citation and/or construction permit with the condition number. (*Note: Title V permit condition numbers alone are not the underlying applicable requirements*). If an emission limit is calculated based on the type of source and design capacity or if a standard is based on a design parameter, this information should also be included.

Emission Limits - 5.1.9, 5.1.10, 5.1.11, ; ; 45CSR34, ; 40CFR63 Subpart FFFF,

Opacity Limits - NA

Operational Limits - 5.1.12, ; ; 45CSR34, ; 40CFR63 Subpart FFFF,

X Permit Shield

For all applicable requirements listed above, provide monitoring/testing/recordkeeping/reporting which shall be used to demonstrate compliance. If the method is based on a permit or rule, include the condition number or citation. (Note: Each requirement listed above must have an associated method of demonstrating compliance. If there is not already a required method in place, then a method must be proposed.)

Emission Limits - NA, ;

Opacity Limits - NA;

Operational Limits - 5.2.6, ; ; 45CSR34,; 40CFR63.2465,

Are you in compliance with all applicable requirements for this emission unit? X Yes ___No

If no, complete the **Schedule of Compliance Form** as **ATTACHMENT F**.

ATTACHMENT E - Emission Unit Form

Emission Unit Description		*Emission Group 252*
Emission unit ID number: T-496	**Emission unit name:** Tank	**List any control devices associated with this emission unit:** NONE

Provide a description of the emission unit (type, method of operation, design parameters, etc.):

Tank

Manufacturer:	**Model number:**	**Serial number:**
In House	NA	NA
Construction date: 1965	**Installation date:**	**Modification date(s):**

Design Capacity (examples: furnaces - tons/hr, tanks - gallons):

<20,000

Maximum Hourly Throughput:	**Maximum Annual Throughput:**	**Maximum Operating Schedule:**
See Potential Emissions estimation method		8760

Fuel Usage Data **(fill out all applicable fields)**

Does this emission unit combust fuel? ___ Yes ___X No	**If yes, is it?** ___ Indirect Fired ___ Direct Fired
Maximum design heat input and/or maximum horsepower rating:	**Type and Btu/hr rating of burners:**

List the primary fuel type(s) and if applicable, the secondary fuel type(s). For each fuel type listed, provide the maximum hourly and annual fuel usage for each.

Describe each fuel expected to be used during the term of the permit.

Fuel Type	Max. Sulfur Content	Max. Ash Content	BTU Value

Emissions Data ***T-496***

Criteria Pollutants	Potential Emissions	
	PPH	TPY
Carbon Monoxide (CO)		
Nitrogen Oxides (NO_X)		
Lead (Pb)		
Particulate Matter ($PM_{2.5}$)		
Particulate Matter (PM_{10})		
Total Particulate Matter (TSP)		
Sulfur Dioxide (SO_2)		
Volatile Organic Compounds (VOC)	0.05	0.20

Hazardous Air Pollutants	Potential Emissions	
	PPH	TPY
Toluene	0.05	0.20

Regulated Pollutants other than Criteria and HAP	Potential Emissions	
	PPH	TPY

List the method(s) used to calculate the potential emissions (include dates of any stack tests conducted, versions of software used, source and dates of emission factors, etc.).

Emissions from this Emission Group are assigned to the major emitting process equipment. Emissions are calculated assuming 8760 hours of operation for most equipment. Emergency equipment emissions are based on 500 hours per year. Highest emitting products were chosen for each emission group, utilizing MON MACT standard batch requirements when appropriate. For tanks the highest throughput in the last three years was increased three times. This was the basis for the PTE. Emissions were calculated using ChemCAD, Essential EHS, Emission Master and/or other appropriate emission estimation models or calculation methodologies (USEPA's TANKS 4.0, WATER9, etc.). Methods take into account stack test results as appropriate.

Applicable Requirements ***T-496***

List all applicable requirements for this emission unit. For each applicable requirement, include the underlying rule/regulation citation and/or construction permit with the condition number. (*Note: Title V permit condition numbers alone are not the underlying applicable requirements*). If an emission limit is calculated based on the type of source and design capacity or if a standard is based on a design parameter, this information should also be included.

Emission Limits - 5.1.9, 5.1.10, 5.1.11, ; ; 45CSR34, ; 40CFR63 Subpart FFFF,

Opacity Limits - NA

Operational Limits - 5.1.12, ; ; 45CSR34, ; 40CFR63 Subpart FFFF,

X Permit Shield

For all applicable requirements listed above, provide monitoring/testing/recordkeeping/reporting which shall be used to demonstrate compliance. If the method is based on a permit or rule, include the condition number or citation. (Note: Each requirement listed above must have an associated method of demonstrating compliance. If there is not already a required method in place, then a method must be proposed.)

Emission Limits - NA, ;

Opacity Limits - NA;

Operational Limits - 5.2.6, ; ; 45CSR34,; 40CFR63.2465,

Are you in compliance with all applicable requirements for this emission unit? X Yes ___No

If no, complete the **Schedule of Compliance Form** as **ATTACHMENT F**.

ATTACHMENT E - Emission Unit Form

Emission Unit Description		*Emission Group 252*
Emission unit ID number: T-512	**Emission unit name:** Tank	**List any control devices associated with this emission unit:** NONE

Provide a description of the emission unit (type, method of operation, design parameters, etc.):

Tank

Manufacturer:	**Model number:**	**Serial number:**
In House	NA	NA
Construction date: 1965	**Installation date:**	**Modification date(s):**

Design Capacity (examples: furnaces - tons/hr, tanks - gallons):

<20,000

Maximum Hourly Throughput:	**Maximum Annual Throughput:**	**Maximum Operating Schedule:**
See Potential Emissions estimation method		8760

Fuel Usage Data **(fill out all applicable fields)**

Does this emission unit combust fuel? ___ Yes ___X No	**If yes, is it?** ___ Indirect Fired ___ Direct Fired
Maximum design heat input and/or maximum horsepower rating:	**Type and Btu/hr rating of burners:**

List the primary fuel type(s) and if applicable, the secondary fuel type(s). For each fuel type listed, provide the maximum hourly and annual fuel usage for each.

Describe each fuel expected to be used during the term of the permit.

Fuel Type	Max. Sulfur Content	Max. Ash Content	BTU Value

Emissions Data	***T-512***	
Criteria Pollutants	Potential Emissions	
	PPH	TPY
Carbon Monoxide (CO)		
Nitrogen Oxides (NO_X)		
Lead (Pb)		
Particulate Matter ($PM_{2.5}$)		
Particulate Matter (PM_{10})		
Total Particulate Matter (TSP)		
Sulfur Dioxide (SO_2)		
Volatile Organic Compounds (VOC)		
Hazardous Air Pollutants	Potential Emissions	
	PPH	TPY
Regulated Pollutants other than Criteria and HAP	Potential Emissions	
	PPH	TPY

List the method(s) used to calculate the potential emissions (include dates of any stack tests conducted, versions of software used, source and dates of emission factors, etc.).

Emissions from this Emission Group are assigned to the major emitting process equipment. Emissions are calculated assuming 8760 hours of operation for most equipment. Emergency equipment emissions are based on 500 hours per year. Highest emitting products were chosen for each emission group, utilizing MON MACT standard batch requirements when appropriate. For tanks the highest throughput in the last three years was increased three times. This was the basis for the PTE. Emissions were calculated using ChemCAD, Essential EHS, Emission Master and/or other appropriate emission estimation models or calculation methodologies (USEPA's TANKS 4.0, WATER9, etc.). Methods take into account stack test results as appropriate.

Applicable Requirements ***T-512***

List all applicable requirements for this emission unit. For each applicable requirement, include the underlying rule/regulation citation and/or construction permit with the condition number. (*Note: Title V permit condition numbers alone are not the underlying applicable requirements*). If an emission limit is calculated based on the type of source and design capacity or if a standard is based on a design parameter, this information should also be included.

Emission Limits - 5.1.9, 5.1.10, 5.1.11, ; ; 45CSR34, ; 40CFR63 Subpart FFFF,

Opacity Limits - NA

Operational Limits - 5.1.12, ; ; 45CSR34, ; 40CFR63 Subpart FFFF,

X Permit Shield

For all applicable requirements listed above, provide monitoring/testing/recordkeeping/reporting which shall be used to demonstrate compliance. If the method is based on a permit or rule, include the condition number or citation. (Note: Each requirement listed above must have an associated method of demonstrating compliance. If there is not already a required method in place, then a method must be proposed.)

Emission Limits - NA, ;

Opacity Limits - NA;

Operational Limits - 5.2.6, ; ; 45CSR34,; 40CFR63.2465,

Are you in compliance with all applicable requirements for this emission unit? X Yes ___No

If no, complete the **Schedule of Compliance Form** as **ATTACHMENT F**.

ATTACHMENT E - Emission Unit Form

Emission Unit Description		*Emission Group 252*
Emission unit ID number: T-596	**Emission unit name:** Tank	**List any control devices associated with this emission unit:** S-272

Provide a description of the emission unit (type, method of operation, design parameters, etc.):

Tank

Manufacturer:	**Model number:**	**Serial number:**
In House	NA	NA
Construction date: 1966	**Installation date:**	**Modification date(s):**

Design Capacity (examples: furnaces - tons/hr, tanks - gallons):

20000

Maximum Hourly Throughput:	**Maximum Annual Throughput:**	**Maximum Operating Schedule:**
See Potential Emissions estimation method		8760

Fuel Usage Data **(fill out all applicable fields)**

Does this emission unit combust fuel? ___ Yes ___X No	**If yes, is it?** ___ Indirect Fired ___ Direct Fired
Maximum design heat input and/or maximum horsepower rating:	**Type and Btu/hr rating of burners:**

List the primary fuel type(s) and if applicable, the secondary fuel type(s). For each fuel type listed, provide the maximum hourly and annual fuel usage for each.

Describe each fuel expected to be used during the term of the permit.

Fuel Type	Max. Sulfur Content	Max. Ash Content	BTU Value

Emissions Data ***T-596***

Criteria Pollutants	Potential Emissions	
	PPH	TPY
Carbon Monoxide (CO)		
Nitrogen Oxides (NO_X)		
Lead (Pb)		
Particulate Matter ($PM_{2.5}$)		
Particulate Matter (PM_{10})		
Total Particulate Matter (TSP)		
Sulfur Dioxide (SO_2)		
Volatile Organic Compounds (VOC)	0.23	1.00

Hazardous Air Pollutants	Potential Emissions	
	PPH	TPY
Methanol	0.23	1.00

Regulated Pollutants other than Criteria and HAP	Potential Emissions	
	PPH	TPY

List the method(s) used to calculate the potential emissions (include dates of any stack tests conducted, versions of software used, source and dates of emission factors, etc.).

Emissions from this Emission Group are assigned to the major emitting process equipment. Emissions are calculated assuming 8760 hours of operation for most equipment. Emergency equipment emissions are based on 500 hours per year. Highest emitting products were chosen for each emission group, utilizing MON MACT standard batch requirements when appropriate. For tanks the highest throughput in the last three years was increased three times. This was the basis for the PTE. Emissions were calculated using ChemCAD, Essential EHS, Emission Master and/or other appropriate emission estimation models or calculation methodologies (USEPA's TANKS 4.0, WATER9, etc.). Methods take into account stack test results as appropriate.

Applicable Requirements ***T-596***

List all applicable requirements for this emission unit. For each applicable requirement, include the underlying rule/regulation citation and/or construction permit with the condition number. (*Note: Title V permit condition numbers alone are not the underlying applicable requirements*). If an emission limit is calculated based on the type of source and design capacity or if a standard is based on a design parameter, this information should also be included.

Emission Limits - 5.1.9, 5.1.10, 5.1.11, ; ; 45CSR34, ; 40CFR63 Subpart FFFF,

Opacity Limits - NA

Operational Limits - 5.1.12, ; ; 45CSR34, ; 40CFR63 Subpart FFFF,

X Permit Shield

For all applicable requirements listed above, provide monitoring/testing/recordkeeping/reporting which shall be used to demonstrate compliance. If the method is based on a permit or rule, include the condition number or citation. (Note: Each requirement listed above must have an associated method of demonstrating compliance. If there is not already a required method in place, then a method must be proposed.)

Emission Limits - NA, ;

Opacity Limits - NA;

Operational Limits - 5.2.6, ; ; 45CSR34,; 40CFR63.2465,

Are you in compliance with all applicable requirements for this emission unit? X Yes ___No

If no, complete the **Schedule of Compliance Form** as **ATTACHMENT F**.

ATTACHMENT E - Emission Unit Form

Emission Unit Description		*Emission Group 252*
Emission unit ID number: T-788	**Emission unit name:** Tank	**List any control devices associated with this emission unit:** NONE

Provide a description of the emission unit (type, method of operation, design parameters, etc.):

Tank

Manufacturer:	**Model number:**	**Serial number:**
In House	NA	NA
Construction date: 1967	**Installation date:**	**Modification date(s):**

Design Capacity (examples: furnaces - tons/hr, tanks - gallons):

<20,000

Maximum Hourly Throughput:	**Maximum Annual Throughput:**	**Maximum Operating Schedule:**
See Potential Emissions estimation method		8760

Fuel Usage Data **(fill out all applicable fields)**

Does this emission unit combust fuel? ___ Yes ___X No	**If yes, is it?** ___ Indirect Fired ___ Direct Fired
Maximum design heat input and/or maximum horsepower rating:	**Type and Btu/hr rating of burners:**

List the primary fuel type(s) and if applicable, the secondary fuel type(s). For each fuel type listed, provide the maximum hourly and annual fuel usage for each.

Describe each fuel expected to be used during the term of the permit.

Fuel Type	Max. Sulfur Content	Max. Ash Content	BTU Value

Emissions Data ***T-788***

Criteria Pollutants	Potential Emissions	
	PPH	TPY
Carbon Monoxide (CO)		
Nitrogen Oxides (NO_X)		
Lead (Pb)		
Particulate Matter ($PM_{2.5}$)		
Particulate Matter (PM_{10})		
Total Particulate Matter (TSP)		
Sulfur Dioxide (SO_2)		
Volatile Organic Compounds (VOC)		

Hazardous Air Pollutants	Potential Emissions	
	PPH	TPY

Regulated Pollutants other than Criteria and HAP	Potential Emissions	
	PPH	TPY

List the method(s) used to calculate the potential emissions (include dates of any stack tests conducted, versions of software used, source and dates of emission factors, etc.).

Emissions from this Emission Group are assigned to the major emitting process equipment. Emissions are calculated assuming 8760 hours of operation for most equipment. Emergency equipment emissions are based on 500 hours per year. Highest emitting products were chosen for each emission group, utilizing MON MACT standard batch requirements when appropriate. For tanks the highest throughput in the last three years was increased three times. This was the basis for the PTE. Emissions were calculated using ChemCAD, Essential EHS, Emission Master and/or other appropriate emission estimation models or calculation methodologies (USEPA's TANKS 4.0, WATER9, etc.). Methods take into account stack test results as appropriate.

Applicable Requirements ***T-788***

List all applicable requirements for this emission unit. For each applicable requirement, include the underlying rule/regulation citation and/or construction permit with the condition number. (*Note: Title V permit condition numbers alone are not the underlying applicable requirements*). If an emission limit is calculated based on the type of source and design capacity or if a standard is based on a design parameter, this information should also be included.

Emission Limits - 5.1.9, 5.1.10, 5.1.11, ; ; 45CSR34, ; 40CFR63 Subpart FFFF,

Opacity Limits - NA

Operational Limits - 5.1.12, ; ; 45CSR34, ; 40CFR63 Subpart FFFF,

X Permit Shield

For all applicable requirements listed above, provide monitoring/testing/recordkeeping/reporting which shall be used to demonstrate compliance. If the method is based on a permit or rule, include the condition number or citation. (Note: Each requirement listed above must have an associated method of demonstrating compliance. If there is not already a required method in place, then a method must be proposed.)

Emission Limits - NA, ;

Opacity Limits - NA;

Operational Limits - 5.2.6, ; ; 45CSR34,; 40CFR63.2465,

Are you in compliance with all applicable requirements for this emission unit? X Yes ___No

If no, complete the **Schedule of Compliance Form** as **ATTACHMENT F**.

ATTACHMENT E - Emission Unit Form

Emission Unit Description		*Emission Group 252*
Emission unit ID number: T-991	**Emission unit name:** Tank	**List any control devices associated with this emission unit:** NONE

Provide a description of the emission unit (type, method of operation, design parameters, etc.):

Tank

Manufacturer:	**Model number:**	**Serial number:**
In House	NA	NA
Construction date: 1973	**Installation date:**	**Modification date(s):**

Design Capacity (examples: furnaces - tons/hr, tanks - gallons):

<20,000

Maximum Hourly Throughput:	**Maximum Annual Throughput:**	**Maximum Operating Schedule:**
See Potential Emissions estimation method		8760

Fuel Usage Data **(fill out all applicable fields)**

Does this emission unit combust fuel? ___ Yes ___X No	**If yes, is it?** ___ Indirect Fired ___ Direct Fired
Maximum design heat input and/or maximum horsepower rating:	**Type and Btu/hr rating of burners:**

List the primary fuel type(s) and if applicable, the secondary fuel type(s). For each fuel type listed, provide the maximum hourly and annual fuel usage for each.

Describe each fuel expected to be used during the term of the permit.

Fuel Type	Max. Sulfur Content	Max. Ash Content	BTU Value

Emissions Data	***T-991***	
Criteria Pollutants	Potential Emissions	
	PPH	TPY
Carbon Monoxide (CO)		
Nitrogen Oxides (NO_X)		
Lead (Pb)		
Particulate Matter ($PM_{2.5}$)		
Particulate Matter (PM_{10})		
Total Particulate Matter (TSP)		
Sulfur Dioxide (SO_2)		
Volatile Organic Compounds (VOC)		
Hazardous Air Pollutants	Potential Emissions	
	PPH	TPY
Regulated Pollutants other than Criteria and HAP	Potential Emissions	
	PPH	TPY

List the method(s) used to calculate the potential emissions (include dates of any stack tests conducted, versions of software used, source and dates of emission factors, etc.).

Emissions from this Emission Group are assigned to the major emitting process equipment. Emissions are calculated assuming 8760 hours of operation for most equipment. Emergency equipment emissions are based on 500 hours per year. Highest emitting products were chosen for each emission group, utilizing MON MACT standard batch requirements when appropriate. For tanks the highest throughput in the last three years was increased three times. This was the basis for the PTE. Emissions were calculated using ChemCAD, Essential EHS, Emission Master and/or other appropriate emission estimation models or calculation methodologies (USEPA's TANKS 4.0, WATER9, etc.). Methods take into account stack test results as appropriate.

Applicable Requirements ***T-991***

List all applicable requirements for this emission unit. For each applicable requirement, include the underlying rule/regulation citation and/or construction permit with the condition number. (*Note: Title V permit condition numbers alone are not the underlying applicable requirements*). If an emission limit is calculated based on the type of source and design capacity or if a standard is based on a design parameter, this information should also be included.

Emission Limits - 5.1.9, 5.1.10, 5.1.11, ; ; 45CSR34, ; 40CFR63 Subpart FFFF,

Opacity Limits - NA

Operational Limits - 5.1.12, ; ; 45CSR34, ; 40CFR63 Subpart FFFF,

X Permit Shield

For all applicable requirements listed above, provide monitoring/testing/recordkeeping/reporting which shall be used to demonstrate compliance. If the method is based on a permit or rule, include the condition number or citation. (Note: Each requirement listed above must have an associated method of demonstrating compliance. If there is not already a required method in place, then a method must be proposed.)

Emission Limits - NA, ;

Opacity Limits - NA;

Operational Limits - 5.2.6, ; ; 45CSR34,; 40CFR63.2465,

Are you in compliance with all applicable requirements for this emission unit? X Yes ___No

If no, complete the **Schedule of Compliance Form** as **ATTACHMENT F**.

ATTACHMENT E - Emission Unit Form

Emission Unit Description		*Emission Group 252*
Emission unit ID number: T-1022	**Emission unit name:** Tank	**List any control devices associated with this emission unit:** EDA Scrubber

Provide a description of the emission unit (type, method of operation, design parameters, etc.):

Tank

Manufacturer:	**Model number:**	**Serial number:**
In House	NA	NA
Construction date: 1975	**Installation date:**	**Modification date(s):**

Design Capacity (examples: furnaces - tons/hr, tanks - gallons):

<20,000

Maximum Hourly Throughput:	**Maximum Annual Throughput:**	**Maximum Operating Schedule:**
See Potential Emissions estimation method		8760

Fuel Usage Data **(fill out all applicable fields)**

Does this emission unit combust fuel? ___ Yes ___X No	**If yes, is it?** ___ Indirect Fired ___ Direct Fired
Maximum design heat input and/or maximum horsepower rating:	**Type and Btu/hr rating of burners:**

List the primary fuel type(s) and if applicable, the secondary fuel type(s). For each fuel type listed, provide the maximum hourly and annual fuel usage for each.

Describe each fuel expected to be used during the term of the permit.

Fuel Type	Max. Sulfur Content	Max. Ash Content	BTU Value

Emissions Data	***T-1022***	
Criteria Pollutants	Potential Emissions	
	PPH	TPY
Carbon Monoxide (CO)		
Nitrogen Oxides (NO_X)		
Lead (Pb)		
Particulate Matter ($PM_{2.5}$)		
Particulate Matter (PM_{10})		
Total Particulate Matter (TSP)		
Sulfur Dioxide (SO_2)		
Volatile Organic Compounds (VOC)		
Hazardous Air Pollutants	Potential Emissions	
	PPH	TPY
Regulated Pollutants other than Criteria and HAP	Potential Emissions	
	PPH	TPY

List the method(s) used to calculate the potential emissions (include dates of any stack tests conducted, versions of software used, source and dates of emission factors, etc.).

Emissions from this Emission Group are assigned to the major emitting process equipment. Emissions are calculated assuming 8760 hours of operation for most equipment. Emergency equipment emissions are based on 500 hours per year. Highest emitting products were chosen for each emission group, utilizing MON MACT standard batch requirements when appropriate. For tanks the highest throughput in the last three years was increased three times. This was the basis for the PTE. Emissions were calculated using ChemCAD, Essential EHS, Emission Master and/or other appropriate emission estimation models or calculation methodologies (USEPA's TANKS 4.0, WATER9, etc.). Methods take into account stack test results as appropriate.

Applicable Requirements ***T-1022***

List all applicable requirements for this emission unit. For each applicable requirement, include the underlying rule/regulation citation and/or construction permit with the condition number. (*Note: Title V permit condition numbers alone are not the underlying applicable requirements*). If an emission limit is calculated based on the type of source and design capacity or if a standard is based on a design parameter, this information should also be included.

Emission Limits - 5.1.9, 5.1.10, 5.1.11, ; ; 45CSR34, ; 40CFR63 Subpart FFFF,

Opacity Limits - NA

Operational Limits - 5.1.12, ; ; 45CSR34, ; 40CFR63 Subpart FFFF,

X Permit Shield

For all applicable requirements listed above, provide monitoring/testing/recordkeeping/reporting which shall be used to demonstrate compliance. If the method is based on a permit or rule, include the condition number or citation. (Note: Each requirement listed above must have an associated method of demonstrating compliance. If there is not already a required method in place, then a method must be proposed.)

Emission Limits - NA, ;

Opacity Limits - NA;

Operational Limits - 5.2.6, ; ; 45CSR34,; 40CFR63.2465,

Are you in compliance with all applicable requirements for this emission unit? X Yes ___No

If no, complete the **Schedule of Compliance Form** as **ATTACHMENT F**.

ATTACHMENT E - Emission Unit Form

Emission Unit Description		*Emission Group 252P2*
Emission unit ID number: T-397	**Emission unit name:** Tank	**List any control devices associated with this emission unit:** NONE
Provide a description of the emission unit (type, method of operation, design parameters, etc.): Tank		
Manufacturer: In House	**Model number:** NA	**Serial number:** NA
Construction date: 1960	**Installation date:**	**Modification date(s):**
Design Capacity (examples: furnaces - tons/hr, tanks - gallons): <20,000		
Maximum Hourly Throughput: See Potential Emissions estimation method	**Maximum Annual Throughput:**	**Maximum Operating Schedule:** 8760
Fuel Usage Data **(fill out all applicable fields)**		
Does this emission unit combust fuel? ___ Yes ___X No		**If yes, is it?** ___ Indirect Fired ___ Direct Fired
Maximum design heat input and/or maximum horsepower rating:		**Type and Btu/hr rating of burners:**
List the primary fuel type(s) and if applicable, the secondary fuel type(s). For each fuel type listed, provide the maximum hourly and annual fuel usage for each.		

Describe each fuel expected to be used during the term of the permit.

Fuel Type	Max. Sulfur Content	Max. Ash Content	BTU Value

Emissions Data ***T-397***

Criteria Pollutants	Potential Emissions	
	PPH	TPY
Carbon Monoxide (CO)		
Nitrogen Oxides (NO_X)		
Lead (Pb)		
Particulate Matter ($PM_{2.5}$)		
Particulate Matter (PM_{10})		
Total Particulate Matter (TSP)		
Sulfur Dioxide (SO_2)		
Volatile Organic Compounds (VOC)		

Hazardous Air Pollutants	Potential Emissions	
	PPH	TPY

Regulated Pollutants other than Criteria and HAP	Potential Emissions	
	PPH	TPY

List the method(s) used to calculate the potential emissions (include dates of any stack tests conducted, versions of software used, source and dates of emission factors, etc.).

Emissions from this Emission Group are assigned to the major emitting process equipment. Emissions are calculated assuming 8760 hours of operation for most equipment. Emergency equipment emissions are based on 500 hours per year. Highest emitting products were chosen for each emission group, utilizing MON MACT standard batch requirements when appropriate. For tanks the highest throughput in the last three years was increased three times. This was the basis for the PTE. Emissions were calculated using ChemCAD, Essential EHS, Emission Master and/or other appropriate emission estimation models or calculation methodologies (USEPA's TANKS 4.0, WATER9, etc.). Methods take into account stack test results as appropriate.

Applicable Requirements ***T-397***

List all applicable requirements for this emission unit. For each applicable requirement, include the underlying rule/regulation citation and/or construction permit with the condition number. (*Note: Title V permit condition numbers alone are not the underlying applicable requirements*). If an emission limit is calculated based on the type of source and design capacity or if a standard is based on a design parameter, this information should also be included.

Emission Limits - 5.1.9, 5.1.10, 5.1.11, ; ; 45CSR34, ; 40CFR63 Subpart FFFF,

Opacity Limits - NA

Operational Limits - 5.1.12, ; ; 45CSR34, ; 40CFR63 Subpart FFFF,

X Permit Shield

For all applicable requirements listed above, provide monitoring/testing/recordkeeping/reporting which shall be used to demonstrate compliance. If the method is based on a permit or rule, include the condition number or citation. (Note: Each requirement listed above must have an associated method of demonstrating compliance. If there is not already a required method in place, then a method must be proposed.)

Emission Limits - NA, ;

Opacity Limits - NA;

Operational Limits - 5.2.6, ; ; 45CSR34,; 40CFR63.2465,

Are you in compliance with all applicable requirements for this emission unit? X Yes ___No

If no, complete the **Schedule of Compliance Form** as **ATTACHMENT F**.

ATTACHMENT E - Emission Unit Form

Emission Unit Description		*Emission Group 252SIL*
Emission unit ID number: T-1023	**Emission unit name:** Tank	**List any control devices associated with this emission unit:** S-272

Provide a description of the emission unit (type, method of operation, design parameters, etc.):

Tank

Manufacturer:	**Model number:**	**Serial number:**
In House	NA	NA
Construction date:	**Installation date:**	**Modification date(s):**
1975		2016

Design Capacity (examples: furnaces - tons/hr, tanks - gallons):

20000

Maximum Hourly Throughput:	**Maximum Annual Throughput:**	**Maximum Operating Schedule:**
See Potential Emissions estimation method		8760

Fuel Usage Data **(fill out all applicable fields)**

Does this emission unit combust fuel? ___ Yes ___X No	**If yes, is it?** ___ Indirect Fired ___ Direct Fired
Maximum design heat input and/or maximum horsepower rating:	**Type and Btu/hr rating of burners:**

List the primary fuel type(s) and if applicable, the secondary fuel type(s). For each fuel type listed, provide the maximum hourly and annual fuel usage for each.

Describe each fuel expected to be used during the term of the permit.

Fuel Type	Max. Sulfur Content	Max. Ash Content	BTU Value

Emissions Data	***T-1023***	
Criteria Pollutants	Potential Emissions	
	PPH	TPY
Carbon Monoxide (CO)		
Nitrogen Oxides (NO_X)		
Lead (Pb)		
Particulate Matter ($PM_{2.5}$)		
Particulate Matter (PM_{10})		
Total Particulate Matter (TSP)		
Sulfur Dioxide (SO_2)		
Volatile Organic Compounds (VOC)		
Hazardous Air Pollutants	Potential Emissions	
	PPH	TPY
Regulated Pollutants other than Criteria and HAP	Potential Emissions	
	PPH	TPY

List the method(s) used to calculate the potential emissions (include dates of any stack tests conducted, versions of software used, source and dates of emission factors, etc.).

Emissions from this Emission Group are assigned to the major emitting process equipment. Emissions are calculated assuming 8760 hours of operation for most equipment. Emergency equipment emissions are based on 500 hours per year. Highest emitting products were chosen for each emission group, utilizing MON MACT standard batch requirements when appropriate. For tanks the highest throughput in the last three years was increased three times. This was the basis for the PTE. Emissions were calculated using ChemCAD, Essential EHS, Emission Master and/or other appropriate emission estimation models or calculation methodologies (USEPA's TANKS 4.0, WATER9, etc.). Methods take into account stack test results as appropriate.

Applicable Requirements ***T-1023***

List all applicable requirements for this emission unit. For each applicable requirement, include the underlying rule/regulation citation and/or construction permit with the condition number. (*Note: Title V permit condition numbers alone are not the underlying applicable requirements*). If an emission limit is calculated based on the type of source and design capacity or if a standard is based on a design parameter, this information should also be included.

Emission Limits - 4.1.1, 4.1.20, 4.1.21, 4.1.22, ; 45CSR13 Permit R13-2338 4.1.1, ; 45CSR34, ; 40CFR63 Subpart FFFF,

Opacity Limits - NA

Operational Limits - 4.1.4, 4.1.23, 4.1.24, 4.1.25, 4.1.26, ; 45CSR13 Permit R13-2338 4.1.4,; 45CSR34 , ; 40CFR63 Subpart FFFF,

X Permit Shield

For all applicable requirements listed above, provide monitoring/testing/recordkeeping/reporting which shall be used to demonstrate compliance. If the method is based on a permit or rule, include the condition number or citation. (Note: Each requirement listed above must have an associated method of demonstrating compliance. If there is not already a required method in place, then a method must be proposed.)

Emission Limits - 4.1.7, 4.5.1, 4.4.3, 4.4.4; 45CSR13 Permit R13-2338 4.1.7, 4.5.1, 4.4.4, 4.4.5;

Opacity Limits - NA;

Operational Limits - 4.5.5,4.5.3, 4.1.10, ; 45CSR13 Permit R13-2338 4.1.22,4.5.3, 4.5.5, ; 45CSR34,; 40CFR63 Subpart FFFF,

Are you in compliance with all applicable requirements for this emission unit? X Yes ___No

If no, complete the **Schedule of Compliance Form** as **ATTACHMENT F**.

ATTACHMENT E - Emission Unit Form

Emission Unit Description		*Emission Group 253*
Emission unit ID number: T-821	**Emission unit name:** Tank	**List any control devices associated with this emission unit:** NONE

Provide a description of the emission unit (type, method of operation, design parameters, etc.):

Tank

Manufacturer:	**Model number:**	**Serial number:**
In House	NA	NA
Construction date: 1969	**Installation date:**	**Modification date(s):**

Design Capacity (examples: furnaces - tons/hr, tanks - gallons):

<20,000

Maximum Hourly Throughput:	**Maximum Annual Throughput:**	**Maximum Operating Schedule:**
See Potential Emissions estimation method		8760

Fuel Usage Data **(fill out all applicable fields)**

Does this emission unit combust fuel? ___ Yes ___X No	**If yes, is it?** ___ Indirect Fired ___ Direct Fired
Maximum design heat input and/or maximum horsepower rating:	**Type and Btu/hr rating of burners:**

List the primary fuel type(s) and if applicable, the secondary fuel type(s). For each fuel type listed, provide the maximum hourly and annual fuel usage for each.

Describe each fuel expected to be used during the term of the permit.

Fuel Type	Max. Sulfur Content	Max. Ash Content	BTU Value

Emissions Data ***T-821***

Criteria Pollutants	Potential Emissions	
	PPH	TPY
Carbon Monoxide (CO)		
Nitrogen Oxides (NO_X)		
Lead (Pb)		
Particulate Matter ($PM_{2.5}$)		
Particulate Matter (PM_{10})		
Total Particulate Matter (TSP)		
Sulfur Dioxide (SO_2)		
Volatile Organic Compounds (VOC)		

Hazardous Air Pollutants	Potential Emissions	
	PPH	TPY

Regulated Pollutants other than Criteria and HAP	Potential Emissions	
	PPH	TPY

List the method(s) used to calculate the potential emissions (include dates of any stack tests conducted, versions of software used, source and dates of emission factors, etc.).

Emissions from this Emission Group are assigned to the major emitting process equipment. Emissions are calculated assuming 8760 hours of operation for most equipment. Emergency equipment emissions are based on 500 hours per year. Highest emitting products were chosen for each emission group, utilizing MON MACT standard batch requirements when appropriate. For tanks the highest throughput in the last three years was increased three times. This was the basis for the PTE. Emissions were calculated using ChemCAD, Essential EHS, Emission Master and/or other appropriate emission estimation models or calculation methodologies (USEPA's TANKS 4.0, WATER9, etc.). Methods take into account stack test results as appropriate.

Applicable Requirements ***T-821***

List all applicable requirements for this emission unit. For each applicable requirement, include the underlying rule/regulation citation and/or construction permit with the condition number. (*Note: Title V permit condition numbers alone are not the underlying applicable requirements*). If an emission limit is calculated based on the type of source and design capacity or if a standard is based on a design parameter, this information should also be included.

Emission Limits - 5.1.9, 5.1.10, 5.1.11, ; ; 45CSR34, ; 40CFR63 Subpart FFFF,

Opacity Limits - NA

Operational Limits - 5.1.12, ; ; 45CSR34, ; 40CFR63 Subpart FFFF,

X Permit Shield

For all applicable requirements listed above, provide monitoring/testing/recordkeeping/reporting which shall be used to demonstrate compliance. If the method is based on a permit or rule, include the condition number or citation. (Note: Each requirement listed above must have an associated method of demonstrating compliance. If there is not already a required method in place, then a method must be proposed.)

Emission Limits - NA, ;

Opacity Limits - NA;

Operational Limits - 5.2.6, ; ; 45CSR34,; 40CFR63.2465,

Are you in compliance with all applicable requirements for this emission unit? X Yes ___No

If no, complete the **Schedule of Compliance Form** as **ATTACHMENT F**.

ATTACHMENT E - Emission Unit Form

Emission Unit Description		*Emission Group 253*
Emission unit ID number: T-822	**Emission unit name:** Tank	**List any control devices associated with this emission unit:** NONE

Provide a description of the emission unit (type, method of operation, design parameters, etc.):

Tank

Manufacturer:	**Model number:**	**Serial number:**
In House	NA	NA
Construction date: 1969	**Installation date:**	**Modification date(s):**

Design Capacity (examples: furnaces - tons/hr, tanks - gallons):

<20,000

Maximum Hourly Throughput:	**Maximum Annual Throughput:**	**Maximum Operating Schedule:**
See Potential Emissions estimation method		8760

Fuel Usage Data **(fill out all applicable fields)**

Does this emission unit combust fuel? ___ Yes ___X No	**If yes, is it?** ___ Indirect Fired ___ Direct Fired
Maximum design heat input and/or maximum horsepower rating:	**Type and Btu/hr rating of burners:**

List the primary fuel type(s) and if applicable, the secondary fuel type(s). For each fuel type listed, provide the maximum hourly and annual fuel usage for each.

Describe each fuel expected to be used during the term of the permit.

Fuel Type	Max. Sulfur Content	Max. Ash Content	BTU Value

Emissions Data	***T-822***	
Criteria Pollutants	Potential Emissions	
	PPH	TPY
Carbon Monoxide (CO)		
Nitrogen Oxides (NO_X)		
Lead (Pb)		
Particulate Matter ($PM_{2.5}$)		
Particulate Matter (PM_{10})		
Total Particulate Matter (TSP)		
Sulfur Dioxide (SO_2)		
Volatile Organic Compounds (VOC)		
Hazardous Air Pollutants	Potential Emissions	
	PPH	TPY
Regulated Pollutants other than Criteria and HAP	Potential Emissions	
	PPH	TPY

List the method(s) used to calculate the potential emissions (include dates of any stack tests conducted, versions of software used, source and dates of emission factors, etc.).

Emissions from this Emission Group are assigned to the major emitting process equipment. Emissions are calculated assuming 8760 hours of operation for most equipment. Emergency equipment emissions are based on 500 hours per year. Highest emitting products were chosen for each emission group, utilizing MON MACT standard batch requirements when appropriate. For tanks the highest throughput in the last three years was increased three times. This was the basis for the PTE. Emissions were calculated using ChemCAD, Essential EHS, Emission Master and/or other appropriate emission estimation models or calculation methodologies (USEPA's TANKS 4.0, WATER9, etc.). Methods take into account stack test results as appropriate.

Applicable Requirements ***T-822***

List all applicable requirements for this emission unit. For each applicable requirement, include the underlying rule/regulation citation and/or construction permit with the condition number. (*Note: Title V permit condition numbers alone are not the underlying applicable requirements*). If an emission limit is calculated based on the type of source and design capacity or if a standard is based on a design parameter, this information should also be included.

Emission Limits - 5.1.9, 5.1.10, 5.1.11, ; ; 45CSR34, ; 40CFR63 Subpart FFFF,

Opacity Limits - NA

Operational Limits - 5.1.12, ; ; 45CSR34, ; 40CFR63 Subpart FFFF,

X Permit Shield

For all applicable requirements listed above, provide monitoring/testing/recordkeeping/reporting which shall be used to demonstrate compliance. If the method is based on a permit or rule, include the condition number or citation. (Note: Each requirement listed above must have an associated method of demonstrating compliance. If there is not already a required method in place, then a method must be proposed.)

Emission Limits - NA, ;

Opacity Limits - NA;

Operational Limits - 5.2.6, ; ; 45CSR34,; 40CFR63.2465,

Are you in compliance with all applicable requirements for this emission unit? X Yes ___No

If no, complete the **Schedule of Compliance Form** as **ATTACHMENT F**.

ATTACHMENT E - Emission Unit Form

Emission Unit Description		*Emission Group 253*
Emission unit ID number: T-823-B	**Emission unit name:** Tank	**List any control devices associated with this emission unit:** NONE

Provide a description of the emission unit (type, method of operation, design parameters, etc.):

Tank

Manufacturer: In House	**Model number:** NA	**Serial number:** NA
Construction date: 1969	**Installation date:**	**Modification date(s):**

Design Capacity (examples: furnaces - tons/hr, tanks - gallons):

<20,000

Maximum Hourly Throughput: See Potential Emissions estimation method	**Maximum Annual Throughput:**	**Maximum Operating Schedule:** 8760

Fuel Usage Data **(fill out all applicable fields)**

Does this emission unit combust fuel? ___ Yes ___X No	**If yes, is it?** ___ Indirect Fired ___ Direct Fired
Maximum design heat input and/or maximum horsepower rating:	**Type and Btu/hr rating of burners:**

List the primary fuel type(s) and if applicable, the secondary fuel type(s). For each fuel type listed, provide the maximum hourly and annual fuel usage for each.

Describe each fuel expected to be used during the term of the permit.

Fuel Type	Max. Sulfur Content	Max. Ash Content	BTU Value

Emissions Data ***T-823-B***

Criteria Pollutants	Potential Emissions	
	PPH	TPY
Carbon Monoxide (CO)		
Nitrogen Oxides (NO_X)		
Lead (Pb)		
Particulate Matter ($PM_{2.5}$)		
Particulate Matter (PM_{10})		
Total Particulate Matter (TSP)		
Sulfur Dioxide (SO_2)		
Volatile Organic Compounds (VOC)		

Hazardous Air Pollutants	Potential Emissions	
	PPH	TPY

Regulated Pollutants other than Criteria and HAP	Potential Emissions	
	PPH	TPY

List the method(s) used to calculate the potential emissions (include dates of any stack tests conducted, versions of software used, source and dates of emission factors, etc.).

Emissions from this Emission Group are assigned to the major emitting process equipment. Emissions are calculated assuming 8760 hours of operation for most equipment. Emergency equipment emissions are based on 500 hours per year. Highest emitting products were chosen for each emission group, utilizing MON MACT standard batch requirements when appropriate. For tanks the highest throughput in the last three years was increased three times. This was the basis for the PTE. Emissions were calculated using ChemCAD, Essential EHS, Emission Master and/or other appropriate emission estimation models or calculation methodologies (USEPA's TANKS 4.0, WATER9, etc.). Methods take into account stack test results as appropriate.

Applicable Requirements ***T-823-B***

List all applicable requirements for this emission unit. For each applicable requirement, include the underlying rule/regulation citation and/or construction permit with the condition number. (*Note: Title V permit condition numbers alone are not the underlying applicable requirements*). If an emission limit is calculated based on the type of source and design capacity or if a standard is based on a design parameter, this information should also be included.

Emission Limits - 5.1.9, 5.1.10, 5.1.11, ; ; 45CSR34, ; 40CFR63 Subpart FFFF,

Opacity Limits - NA

Operational Limits - 5.1.12, ; ; 45CSR34, ; 40CFR63 Subpart FFFF,

X Permit Shield

For all applicable requirements listed above, provide monitoring/testing/recordkeeping/reporting which shall be used to demonstrate compliance. If the method is based on a permit or rule, include the condition number or citation. (Note: Each requirement listed above must have an associated method of demonstrating compliance. If there is not already a required method in place, then a method must be proposed.)

Emission Limits - NA, ;

Opacity Limits - NA;

Operational Limits - 5.2.6, ; ; 45CSR34,; 40CFR63.2465,

Are you in compliance with all applicable requirements for this emission unit? X Yes ___No

If no, complete the **Schedule of Compliance Form** as **ATTACHMENT F**.

ATTACHMENT E - Emission Unit Form

Emission Unit Description		*Emission Group 253*
Emission unit ID number: T-823-T	**Emission unit name:** Tank	**List any control devices associated with this emission unit:** NONE
Provide a description of the emission unit (type, method of operation, design parameters, etc.): Tank		
Manufacturer: In House	**Model number:** NA	**Serial number:** NA
Construction date: 1969	**Installation date:**	**Modification date(s):**
Design Capacity (examples: furnaces - tons/hr, tanks - gallons): <20,000		
Maximum Hourly Throughput: See Potential Emissions estimation method	**Maximum Annual Throughput:**	**Maximum Operating Schedule:** 8760
Fuel Usage Data **(fill out all applicable fields)**		
Does this emission unit combust fuel? ___ Yes ___X No		**If yes, is it?** ___ Indirect Fired ___ Direct Fired
Maximum design heat input and/or maximum horsepower rating:		**Type and Btu/hr rating of burners:**
List the primary fuel type(s) and if applicable, the secondary fuel type(s). For each fuel type listed, provide the maximum hourly and annual fuel usage for each.		

Describe each fuel expected to be used during the term of the permit.

Fuel Type	Max. Sulfur Content	Max. Ash Content	BTU Value

Emissions Data ***T-823-T***

Criteria Pollutants	Potential Emissions	
	PPH	TPY
Carbon Monoxide (CO)		
Nitrogen Oxides (NO_X)		
Lead (Pb)		
Particulate Matter ($PM_{2.5}$)		
Particulate Matter (PM_{10})		
Total Particulate Matter (TSP)		
Sulfur Dioxide (SO_2)		
Volatile Organic Compounds (VOC)		

Hazardous Air Pollutants	Potential Emissions	
	PPH	TPY

Regulated Pollutants other than Criteria and HAP	Potential Emissions	
	PPH	TPY

List the method(s) used to calculate the potential emissions (include dates of any stack tests conducted, versions of software used, source and dates of emission factors, etc.).

Emissions from this Emission Group are assigned to the major emitting process equipment. Emissions are calculated assuming 8760 hours of operation for most equipment. Emergency equipment emissions are based on 500 hours per year. Highest emitting products were chosen for each emission group, utilizing MON MACT standard batch requirements when appropriate. For tanks the highest throughput in the last three years was increased three times. This was the basis for the PTE. Emissions were calculated using ChemCAD, Essential EHS, Emission Master and/or other appropriate emission estimation models or calculation methodologies (USEPA's TANKS 4.0, WATER9, etc.). Methods take into account stack test results as appropriate.

Applicable Requirements ***T-823-T***

List all applicable requirements for this emission unit. For each applicable requirement, include the underlying rule/regulation citation and/or construction permit with the condition number. (*Note: Title V permit condition numbers alone are not the underlying applicable requirements*). If an emission limit is calculated based on the type of source and design capacity or if a standard is based on a design parameter, this information should also be included.

Emission Limits - 5.1.9, 5.1.10, 5.1.11, ; ; 45CSR34, ; 40CFR63 Subpart FFFF,

Opacity Limits - NA

Operational Limits - 5.1.12, ; ; 45CSR34, ; 40CFR63 Subpart FFFF,

X Permit Shield

For all applicable requirements listed above, provide monitoring/testing/recordkeeping/reporting which shall be used to demonstrate compliance. If the method is based on a permit or rule, include the condition number or citation. (Note: Each requirement listed above must have an associated method of demonstrating compliance. If there is not already a required method in place, then a method must be proposed.)

Emission Limits - NA, ;

Opacity Limits - NA;

Operational Limits - 5.2.6, ; ; 45CSR34,; 40CFR63.2465,

Are you in compliance with all applicable requirements for this emission unit? X Yes ___No

If no, complete the **Schedule of Compliance Form** as **ATTACHMENT F**.

ATTACHMENT E - Emission Unit Form

Emission Unit Description		*Emission Group 253*
Emission unit ID number: T-824	**Emission unit name:** Tank	**List any control devices associated with this emission unit:** NONE

Provide a description of the emission unit (type, method of operation, design parameters, etc.):

Tank

Manufacturer:	**Model number:**	**Serial number:**
In House	NA	NA
Construction date: 1969	**Installation date:**	**Modification date(s):**

Design Capacity (examples: furnaces - tons/hr, tanks - gallons):

20000

Maximum Hourly Throughput:	**Maximum Annual Throughput:**	**Maximum Operating Schedule:**
See Potential Emissions estimation method		8760

Fuel Usage Data **(fill out all applicable fields)**

Does this emission unit combust fuel? ___ Yes ___X No	**If yes, is it?** ___ Indirect Fired ___ Direct Fired
Maximum design heat input and/or maximum horsepower rating:	**Type and Btu/hr rating of burners:**

List the primary fuel type(s) and if applicable, the secondary fuel type(s). For each fuel type listed, provide the maximum hourly and annual fuel usage for each.

Describe each fuel expected to be used during the term of the permit.

Fuel Type	Max. Sulfur Content	Max. Ash Content	BTU Value

Emissions Data	***T-824***	
Criteria Pollutants	Potential Emissions	
	PPH	TPY
Carbon Monoxide (CO)		
Nitrogen Oxides (NO_X)		
Lead (Pb)		
Particulate Matter ($PM_{2.5}$)		
Particulate Matter (PM_{10})		
Total Particulate Matter (TSP)		
Sulfur Dioxide (SO_2)		
Volatile Organic Compounds (VOC)		
Hazardous Air Pollutants	Potential Emissions	
	PPH	TPY
Regulated Pollutants other than Criteria and HAP	Potential Emissions	
	PPH	TPY

List the method(s) used to calculate the potential emissions (include dates of any stack tests conducted, versions of software used, source and dates of emission factors, etc.).

Emissions from this Emission Group are assigned to the major emitting process equipment. Emissions are calculated assuming 8760 hours of operation for most equipment. Emergency equipment emissions are based on 500 hours per year. Highest emitting products were chosen for each emission group, utilizing MON MACT standard batch requirements when appropriate. For tanks the highest throughput in the last three years was increased three times. This was the basis for the PTE. Emissions were calculated using ChemCAD, Essential EHS, Emission Master and/or other appropriate emission estimation models or calculation methodologies (USEPA's TANKS 4.0, WATER9, etc.). Methods take into account stack test results as appropriate.

Applicable Requirements ***T-824***

List all applicable requirements for this emission unit. For each applicable requirement, include the underlying rule/regulation citation and/or construction permit with the condition number. (*Note: Title V permit condition numbers alone are not the underlying applicable requirements*). If an emission limit is calculated based on the type of source and design capacity or if a standard is based on a design parameter, this information should also be included.

Emission Limits - 5.1.9, 5.1.10, 5.1.11, ; ; 45CSR34, ; 40CFR63 Subpart FFFF,

Opacity Limits - NA

Operational Limits - 5.1.12, ; ; 45CSR34, ; 40CFR63 Subpart FFFF,

X Permit Shield

For all applicable requirements listed above, provide monitoring/testing/recordkeeping/reporting which shall be used to demonstrate compliance. If the method is based on a permit or rule, include the condition number or citation. (Note: Each requirement listed above must have an associated method of demonstrating compliance. If there is not already a required method in place, then a method must be proposed.)

Emission Limits - NA, ;

Opacity Limits - NA;

Operational Limits - 5.2.6, ; ; 45CSR34,; 40CFR63.2465,

Are you in compliance with all applicable requirements for this emission unit? X Yes ___No

If no, complete the **Schedule of Compliance Form** as **ATTACHMENT F**.

ATTACHMENT E - Emission Unit Form

Emission Unit Description		*Emission Group 253*
Emission unit ID number: T-825	**Emission unit name:** Tank	**List any control devices associated with this emission unit:** NONE

Provide a description of the emission unit (type, method of operation, design parameters, etc.):

Tank

Manufacturer:	**Model number:**	**Serial number:**
In House	NA	NA
Construction date: 1969	**Installation date:**	**Modification date(s):**

Design Capacity (examples: furnaces - tons/hr, tanks - gallons):

20000

Maximum Hourly Throughput:	**Maximum Annual Throughput:**	**Maximum Operating Schedule:**
See Potential Emissions estimation method		8760

Fuel Usage Data **(fill out all applicable fields)**

Does this emission unit combust fuel? ___ Yes ___X No	**If yes, is it?** ___ Indirect Fired ___ Direct Fired
Maximum design heat input and/or maximum horsepower rating:	**Type and Btu/hr rating of burners:**

List the primary fuel type(s) and if applicable, the secondary fuel type(s). For each fuel type listed, provide the maximum hourly and annual fuel usage for each.

Describe each fuel expected to be used during the term of the permit.

Fuel Type	Max. Sulfur Content	Max. Ash Content	BTU Value

Emissions Data	***T-825***	
Criteria Pollutants	Potential Emissions	
	PPH	TPY
Carbon Monoxide (CO)		
Nitrogen Oxides (NO_X)		
Lead (Pb)		
Particulate Matter ($PM_{2.5}$)		
Particulate Matter (PM_{10})		
Total Particulate Matter (TSP)		
Sulfur Dioxide (SO_2)		
Volatile Organic Compounds (VOC)		
Hazardous Air Pollutants	Potential Emissions	
	PPH	TPY
Regulated Pollutants other than Criteria and HAP	Potential Emissions	
	PPH	TPY

List the method(s) used to calculate the potential emissions (include dates of any stack tests conducted, versions of software used, source and dates of emission factors, etc.).

Emissions from this Emission Group are assigned to the major emitting process equipment. Emissions are calculated assuming 8760 hours of operation for most equipment. Emergency equipment emissions are based on 500 hours per year. Highest emitting products were chosen for each emission group, utilizing MON MACT standard batch requirements when appropriate. For tanks the highest throughput in the last three years was increased three times. This was the basis for the PTE. Emissions were calculated using ChemCAD, Essential EHS, Emission Master and/or other appropriate emission estimation models or calculation methodologies (USEPA's TANKS 4.0, WATER9, etc.). Methods take into account stack test results as appropriate.

Applicable Requirements ***T-825***

List all applicable requirements for this emission unit. For each applicable requirement, include the underlying rule/regulation citation and/or construction permit with the condition number. (*Note: Title V permit condition numbers alone are not the underlying applicable requirements*). If an emission limit is calculated based on the type of source and design capacity or if a standard is based on a design parameter, this information should also be included.

Emission Limits - 5.1.9, 5.1.10, 5.1.11, ; ; 45CSR34, ; 40CFR63 Subpart FFFF,

Opacity Limits - NA

Operational Limits - 5.1.12, ; ; 45CSR34, ; 40CFR63 Subpart FFFF,

X Permit Shield

For all applicable requirements listed above, provide monitoring/testing/recordkeeping/reporting which shall be used to demonstrate compliance. If the method is based on a permit or rule, include the condition number or citation. (Note: Each requirement listed above must have an associated method of demonstrating compliance. If there is not already a required method in place, then a method must be proposed.)

Emission Limits - NA, ;

Opacity Limits - NA;

Operational Limits - 5.2.6, ; ; 45CSR34,; 40CFR63.2465,

Are you in compliance with all applicable requirements for this emission unit? X Yes ___No

If no, complete the **Schedule of Compliance Form** as **ATTACHMENT F**.

ATTACHMENT E - Emission Unit Form

Emission Unit Description		*Emission Group 253*
Emission unit ID number: T-997	**Emission unit name:** Tank	**List any control devices associated with this emission unit:** NONE

Provide a description of the emission unit (type, method of operation, design parameters, etc.):

Tank

Manufacturer:	**Model number:**	**Serial number:**
In House	NA	NA
Construction date: 1974	**Installation date:**	**Modification date(s):**

Design Capacity (examples: furnaces - tons/hr, tanks - gallons):

20000

Maximum Hourly Throughput:	**Maximum Annual Throughput:**	**Maximum Operating Schedule:**
See Potential Emissions estimation method		8760

Fuel Usage Data **(fill out all applicable fields)**

Does this emission unit combust fuel? ___ Yes ___X No	**If yes, is it?** ___ Indirect Fired ___ Direct Fired
Maximum design heat input and/or maximum horsepower rating:	**Type and Btu/hr rating of burners:**

List the primary fuel type(s) and if applicable, the secondary fuel type(s). For each fuel type listed, provide the maximum hourly and annual fuel usage for each.

Describe each fuel expected to be used during the term of the permit.

Fuel Type	Max. Sulfur Content	Max. Ash Content	BTU Value

Emissions Data ***T-997***

Criteria Pollutants	Potential Emissions	
	PPH	TPY
Carbon Monoxide (CO)		
Nitrogen Oxides (NO_X)		
Lead (Pb)		
Particulate Matter ($PM_{2.5}$)		
Particulate Matter (PM_{10})		
Total Particulate Matter (TSP)		
Sulfur Dioxide (SO_2)		
Volatile Organic Compounds (VOC)	0.07	0.30

Hazardous Air Pollutants	Potential Emissions	
	PPH	TPY

Regulated Pollutants other than Criteria and HAP	Potential Emissions	
	PPH	TPY

List the method(s) used to calculate the potential emissions (include dates of any stack tests conducted, versions of software used, source and dates of emission factors, etc.).

Emissions from this Emission Group are assigned to the major emitting process equipment. Emissions are calculated assuming 8760 hours of operation for most equipment. Emergency equipment emissions are based on 500 hours per year. Highest emitting products were chosen for each emission group, utilizing MON MACT standard batch requirements when appropriate. For tanks the highest throughput in the last three years was increased three times. This was the basis for the PTE. Emissions were calculated using ChemCAD, Essential EHS, Emission Master and/or other appropriate emission estimation models or calculation methodologies (USEPA's TANKS 4.0, WATER9, etc.). Methods take into account stack test results as appropriate.

Applicable Requirements ***T-997***

List all applicable requirements for this emission unit. For each applicable requirement, include the underlying rule/regulation citation and/or construction permit with the condition number. (*Note: Title V permit condition numbers alone are not the underlying applicable requirements*). If an emission limit is calculated based on the type of source and design capacity or if a standard is based on a design parameter, this information should also be included.

Emission Limits - 5.1.9, 5.1.10, 5.1.11, ; ; 45CSR34, ; 40CFR63 Subpart FFFF,

Opacity Limits - NA

Operational Limits - 5.1.12, ; ; 45CSR34, ; 40CFR63 Subpart FFFF,

X Permit Shield

For all applicable requirements listed above, provide monitoring/testing/recordkeeping/reporting which shall be used to demonstrate compliance. If the method is based on a permit or rule, include the condition number or citation. (Note: Each requirement listed above must have an associated method of demonstrating compliance. If there is not already a required method in place, then a method must be proposed.)

Emission Limits - NA, ;

Opacity Limits - NA;

Operational Limits - 5.2.6, ; ; 45CSR34,; 40CFR63.2465,

Are you in compliance with all applicable requirements for this emission unit? X Yes ___No

If no, complete the **Schedule of Compliance Form** as **ATTACHMENT F**.

ATTACHMENT E - Emission Unit Form

Emission Unit Description		*Emission Group 253*
Emission unit ID number: T-998 B	**Emission unit name:** Tank	**List any control devices associated with this emission unit:** NONE

Provide a description of the emission unit (type, method of operation, design parameters, etc.):

Tank

Manufacturer:	**Model number:**	**Serial number:**
In House	NA	NA
Construction date: 1974	**Installation date:**	**Modification date(s):**

Design Capacity (examples: furnaces - tons/hr, tanks - gallons):

<20,000

Maximum Hourly Throughput:	**Maximum Annual Throughput:**	**Maximum Operating Schedule:**
See Potential Emissions estimation method		8760

Fuel Usage Data **(fill out all applicable fields)**

Does this emission unit combust fuel? ___ Yes ___X No	**If yes, is it?** ___ Indirect Fired ___ Direct Fired
Maximum design heat input and/or maximum horsepower rating:	**Type and Btu/hr rating of burners:**

List the primary fuel type(s) and if applicable, the secondary fuel type(s). For each fuel type listed, provide the maximum hourly and annual fuel usage for each.

Describe each fuel expected to be used during the term of the permit.

Fuel Type	Max. Sulfur Content	Max. Ash Content	BTU Value

Emissions Data	***T-998 B***	
Criteria Pollutants	Potential Emissions	
	PPH	TPY
Carbon Monoxide (CO)		
Nitrogen Oxides (NO_X)		
Lead (Pb)		
Particulate Matter ($PM_{2.5}$)		
Particulate Matter (PM_{10})		
Total Particulate Matter (TSP)		
Sulfur Dioxide (SO_2)		
Volatile Organic Compounds (VOC)		
Hazardous Air Pollutants	Potential Emissions	
	PPH	TPY
Regulated Pollutants other than Criteria and HAP	Potential Emissions	
	PPH	TPY

List the method(s) used to calculate the potential emissions (include dates of any stack tests conducted, versions of software used, source and dates of emission factors, etc.).

Emissions from this Emission Group are assigned to the major emitting process equipment. Emissions are calculated assuming 8760 hours of operation for most equipment. Emergency equipment emissions are based on 500 hours per year. Highest emitting products were chosen for each emission group, utilizing MON MACT standard batch requirements when appropriate. For tanks the highest throughput in the last three years was increased three times. This was the basis for the PTE. Emissions were calculated using ChemCAD, Essential EHS, Emission Master and/or other appropriate emission estimation models or calculation methodologies (USEPA's TANKS 4.0, WATER9, etc.). Methods take into account stack test results as appropriate.

Applicable Requirements ***T-998 B***

List all applicable requirements for this emission unit. For each applicable requirement, include the underlying rule/regulation citation and/or construction permit with the condition number. (*Note: Title V permit condition numbers alone are not the underlying applicable requirements*). If an emission limit is calculated based on the type of source and design capacity or if a standard is based on a design parameter, this information should also be included.

Emission Limits - 5.1.9, 5.1.10, 5.1.11, ; ; 45CSR34, ; 40CFR63 Subpart FFFF,

Opacity Limits - NA

Operational Limits - 5.1.12, ; ; 45CSR34, ; 40CFR63 Subpart FFFF,

X Permit Shield

For all applicable requirements listed above, provide monitoring/testing/recordkeeping/reporting which shall be used to demonstrate compliance. If the method is based on a permit or rule, include the condition number or citation. (Note: Each requirement listed above must have an associated method of demonstrating compliance. If there is not already a required method in place, then a method must be proposed.)

Emission Limits - NA, ;

Opacity Limits - NA;

Operational Limits - 5.2.6, ; ; 45CSR34,; 40CFR63.2465,

Are you in compliance with all applicable requirements for this emission unit? X Yes ___No

If no, complete the **Schedule of Compliance Form** as **ATTACHMENT F**.

ATTACHMENT E - Emission Unit Form

Emission Unit Description		*Emission Group 253*
Emission unit ID number: T-998 T	**Emission unit name:** Tank	**List any control devices associated with this emission unit:** NONE

Provide a description of the emission unit (type, method of operation, design parameters, etc.):

Tank

Manufacturer: In House	**Model number:** NA	**Serial number:** NA
Construction date: 1974	**Installation date:**	**Modification date(s):**

Design Capacity (examples: furnaces - tons/hr, tanks - gallons):

<20,000

Maximum Hourly Throughput: See Potential Emissions estimation method	**Maximum Annual Throughput:**	**Maximum Operating Schedule:** 8760

Fuel Usage Data **(fill out all applicable fields)**

Does this emission unit combust fuel? ___ Yes ___X No	**If yes, is it?** ___ Indirect Fired ___ Direct Fired
Maximum design heat input and/or maximum horsepower rating:	**Type and Btu/hr rating of burners:**

List the primary fuel type(s) and if applicable, the secondary fuel type(s). For each fuel type listed, provide the maximum hourly and annual fuel usage for each.

Describe each fuel expected to be used during the term of the permit.

Fuel Type	Max. Sulfur Content	Max. Ash Content	BTU Value

Emissions Data	***T-998 T***	
Criteria Pollutants	Potential Emissions	
	PPH	TPY
Carbon Monoxide (CO)		
Nitrogen Oxides (NO_X)		
Lead (Pb)		
Particulate Matter ($PM_{2.5}$)		
Particulate Matter (PM_{10})		
Total Particulate Matter (TSP)		
Sulfur Dioxide (SO_2)		
Volatile Organic Compounds (VOC)		
Hazardous Air Pollutants	Potential Emissions	
	PPH	TPY
Regulated Pollutants other than Criteria and HAP	Potential Emissions	
	PPH	TPY

List the method(s) used to calculate the potential emissions (include dates of any stack tests conducted, versions of software used, source and dates of emission factors, etc.).

Emissions from this Emission Group are assigned to the major emitting process equipment. Emissions are calculated assuming 8760 hours of operation for most equipment. Emergency equipment emissions are based on 500 hours per year. Highest emitting products were chosen for each emission group, utilizing MON MACT standard batch requirements when appropriate. For tanks the highest throughput in the last three years was increased three times. This was the basis for the PTE. Emissions were calculated using ChemCAD, Essential EHS, Emission Master and/or other appropriate emission estimation models or calculation methodologies (USEPA's TANKS 4.0, WATER9, etc.). Methods take into account stack test results as appropriate.

Applicable Requirements ***T-998 T***

List all applicable requirements for this emission unit. For each applicable requirement, include the underlying rule/regulation citation and/or construction permit with the condition number. (*Note: Title V permit condition numbers alone are not the underlying applicable requirements*). If an emission limit is calculated based on the type of source and design capacity or if a standard is based on a design parameter, this information should also be included.

Emission Limits - 5.1.9, 5.1.10, 5.1.11, ; ; 45CSR34, ; 40CFR63 Subpart FFFF,

Opacity Limits - NA

Operational Limits - 5.1.12, ; ; 45CSR34, ; 40CFR63 Subpart FFFF,

X Permit Shield

For all applicable requirements listed above, provide monitoring/testing/recordkeeping/reporting which shall be used to demonstrate compliance. If the method is based on a permit or rule, include the condition number or citation. (Note: Each requirement listed above must have an associated method of demonstrating compliance. If there is not already a required method in place, then a method must be proposed.)

Emission Limits - NA, ;

Opacity Limits - NA;

Operational Limits - 5.2.6, ; ; 45CSR34,; 40CFR63.2465,

Are you in compliance with all applicable requirements for this emission unit? X Yes ___No

If no, complete the **Schedule of Compliance Form** as **ATTACHMENT F**.

ATTACHMENT E - Emission Unit Form

Emission Unit Description		*Emission Group 253*
Emission unit ID number: T-1191	**Emission unit name:** Tank	**List any control devices associated with this emission unit:** NONE

Provide a description of the emission unit (type, method of operation, design parameters, etc.):

Tank

Manufacturer:	**Model number:**	**Serial number:**
In House	NA	NA
Construction date: 1978	**Installation date:**	**Modification date(s):**

Design Capacity (examples: furnaces - tons/hr, tanks - gallons):

20000

Maximum Hourly Throughput:	**Maximum Annual Throughput:**	**Maximum Operating Schedule:**
See Potential Emissions estimation method		8760

Fuel Usage Data **(fill out all applicable fields)**

Does this emission unit combust fuel? ___ Yes ___X No	**If yes, is it?** ___ Indirect Fired ___ Direct Fired
Maximum design heat input and/or maximum horsepower rating:	**Type and Btu/hr rating of burners:**

List the primary fuel type(s) and if applicable, the secondary fuel type(s). For each fuel type listed, provide the maximum hourly and annual fuel usage for each.

Describe each fuel expected to be used during the term of the permit.

Fuel Type	Max. Sulfur Content	Max. Ash Content	BTU Value

Emissions Data ***T-1191***

Criteria Pollutants	Potential Emissions	
	PPH	TPY
Carbon Monoxide (CO)		
Nitrogen Oxides (NO_X)		
Lead (Pb)		
Particulate Matter ($PM_{2.5}$)		
Particulate Matter (PM_{10})		
Total Particulate Matter (TSP)		
Sulfur Dioxide (SO_2)		
Volatile Organic Compounds (VOC)	0.07	0.30

Hazardous Air Pollutants	Potential Emissions	
	PPH	TPY

Regulated Pollutants other than Criteria and HAP	Potential Emissions	
	PPH	TPY

List the method(s) used to calculate the potential emissions (include dates of any stack tests conducted, versions of software used, source and dates of emission factors, etc.).

Emissions from this Emission Group are assigned to the major emitting process equipment. Emissions are calculated assuming 8760 hours of operation for most equipment. Emergency equipment emissions are based on 500 hours per year. Highest emitting products were chosen for each emission group, utilizing MON MACT standard batch requirements when appropriate. For tanks the highest throughput in the last three years was increased three times. This was the basis for the PTE. Emissions were calculated using ChemCAD, Essential EHS, Emission Master and/or other appropriate emission estimation models or calculation methodologies (USEPA's TANKS 4.0, WATER9, etc.). Methods take into account stack test results as appropriate.

Applicable Requirements ***T-1191***

List all applicable requirements for this emission unit. For each applicable requirement, include the underlying rule/regulation citation and/or construction permit with the condition number. (*Note: Title V permit condition numbers alone are not the underlying applicable requirements*). If an emission limit is calculated based on the type of source and design capacity or if a standard is based on a design parameter, this information should also be included.

Emission Limits - 5.1.9, 5.1.10, 5.1.11, ; ; 45CSR34, ; 40CFR63 Subpart FFFF,

Opacity Limits - NA

Operational Limits - 5.1.12, ; ; 45CSR34, ; 40CFR63 Subpart FFFF,

X Permit Shield

For all applicable requirements listed above, provide monitoring/testing/recordkeeping/reporting which shall be used to demonstrate compliance. If the method is based on a permit or rule, include the condition number or citation. (Note: Each requirement listed above must have an associated method of demonstrating compliance. If there is not already a required method in place, then a method must be proposed.)

Emission Limits - NA, ;

Opacity Limits - NA;

Operational Limits - 5.2.6, ; ; 45CSR34,; 40CFR63.2465,

Are you in compliance with all applicable requirements for this emission unit? X Yes ___No

If no, complete the **Schedule of Compliance Form** as **ATTACHMENT F**.

ATTACHMENT E - Emission Unit Form

Emission Unit Description		*Emission Group 253*
Emission unit ID number: T-1211	**Emission unit name:** Tank	**List any control devices associated with this emission unit:** NONE

Provide a description of the emission unit (type, method of operation, design parameters, etc.):

Tank

Manufacturer:	**Model number:**	**Serial number:**
In House	NA	NA
Construction date: 1978	**Installation date:**	**Modification date(s):**

Design Capacity (examples: furnaces - tons/hr, tanks - gallons):

20000

Maximum Hourly Throughput:	**Maximum Annual Throughput:**	**Maximum Operating Schedule:**
See Potential Emissions estimation method		8760

Fuel Usage Data **(fill out all applicable fields)**

Does this emission unit combust fuel? ___ Yes ___X No	**If yes, is it?** ___ Indirect Fired ___ Direct Fired
Maximum design heat input and/or maximum horsepower rating:	**Type and Btu/hr rating of burners:**

List the primary fuel type(s) and if applicable, the secondary fuel type(s). For each fuel type listed, provide the maximum hourly and annual fuel usage for each.

Describe each fuel expected to be used during the term of the permit.

Fuel Type	Max. Sulfur Content	Max. Ash Content	BTU Value

Emissions Data	***T-1211***	
Criteria Pollutants	Potential Emissions	
	PPH	TPY
Carbon Monoxide (CO)		
Nitrogen Oxides (NO_X)		
Lead (Pb)		
Particulate Matter ($PM_{2.5}$)		
Particulate Matter (PM_{10})		
Total Particulate Matter (TSP)		
Sulfur Dioxide (SO_2)		
Volatile Organic Compounds (VOC)		
Hazardous Air Pollutants	Potential Emissions	
	PPH	TPY
Regulated Pollutants other than Criteria and HAP	Potential Emissions	
	PPH	TPY

List the method(s) used to calculate the potential emissions (include dates of any stack tests conducted, versions of software used, source and dates of emission factors, etc.).

Emissions from this Emission Group are assigned to the major emitting process equipment. Emissions are calculated assuming 8760 hours of operation for most equipment. Emergency equipment emissions are based on 500 hours per year. Highest emitting products were chosen for each emission group, utilizing MON MACT standard batch requirements when appropriate. For tanks the highest throughput in the last three years was increased three times. This was the basis for the PTE. Emissions were calculated using ChemCAD, Essential EHS, Emission Master and/or other appropriate emission estimation models or calculation methodologies (USEPA's TANKS 4.0, WATER9, etc.). Methods take into account stack test results as appropriate.

Applicable Requirements ***T-1211***

List all applicable requirements for this emission unit. For each applicable requirement, include the underlying rule/regulation citation and/or construction permit with the condition number. (*Note: Title V permit condition numbers alone are not the underlying applicable requirements*). If an emission limit is calculated based on the type of source and design capacity or if a standard is based on a design parameter, this information should also be included.

Emission Limits - 5.1.9, 5.1.10, 5.1.11, ; ; 45CSR34, ; 40CFR63 Subpart FFFF,

Opacity Limits - NA

Operational Limits - 5.1.12, ; ; 45CSR34, ; 40CFR63 Subpart FFFF,

X Permit Shield

For all applicable requirements listed above, provide monitoring/testing/recordkeeping/reporting which shall be used to demonstrate compliance. If the method is based on a permit or rule, include the condition number or citation. (Note: Each requirement listed above must have an associated method of demonstrating compliance. If there is not already a required method in place, then a method must be proposed.)

Emission Limits - NA, ;

Opacity Limits - NA;

Operational Limits - 5.2.6, ; ; 45CSR34,; 40CFR63.2465,

Are you in compliance with all applicable requirements for this emission unit? X Yes ___No

If no, complete the **Schedule of Compliance Form** as **ATTACHMENT F**.

ATTACHMENT E - Emission Unit Form

Emission Unit Description		*Emission Group 253*
Emission unit ID number: T-1212	**Emission unit name:** Tank	**List any control devices associated with this emission unit:** NONE

Provide a description of the emission unit (type, method of operation, design parameters, etc.):

Tank

Manufacturer:	**Model number:**	**Serial number:**
In House	NA	NA
Construction date: 1978	**Installation date:**	**Modification date(s):**

Design Capacity (examples: furnaces - tons/hr, tanks - gallons):

20000

Maximum Hourly Throughput:	**Maximum Annual Throughput:**	**Maximum Operating Schedule:**
See Potential Emissions estimation method		8760

Fuel Usage Data **(fill out all applicable fields)**

Does this emission unit combust fuel? ___ Yes ___X No	**If yes, is it?** ___ Indirect Fired ___ Direct Fired
Maximum design heat input and/or maximum horsepower rating:	**Type and Btu/hr rating of burners:**

List the primary fuel type(s) and if applicable, the secondary fuel type(s). For each fuel type listed, provide the maximum hourly and annual fuel usage for each.

Describe each fuel expected to be used during the term of the permit.

Fuel Type	Max. Sulfur Content	Max. Ash Content	BTU Value

Emissions Data	***T-1212***	
Criteria Pollutants	Potential Emissions	
	PPH	TPY
Carbon Monoxide (CO)		
Nitrogen Oxides (NO_X)		
Lead (Pb)		
Particulate Matter ($PM_{2.5}$)		
Particulate Matter (PM_{10})		
Total Particulate Matter (TSP)		
Sulfur Dioxide (SO_2)		
Volatile Organic Compounds (VOC)		
Hazardous Air Pollutants	Potential Emissions	
	PPH	TPY
Regulated Pollutants other than Criteria and HAP	Potential Emissions	
	PPH	TPY

List the method(s) used to calculate the potential emissions (include dates of any stack tests conducted, versions of software used, source and dates of emission factors, etc.).

Emissions from this Emission Group are assigned to the major emitting process equipment. Emissions are calculated assuming 8760 hours of operation for most equipment. Emergency equipment emissions are based on 500 hours per year. Highest emitting products were chosen for each emission group, utilizing MON MACT standard batch requirements when appropriate. For tanks the highest throughput in the last three years was increased three times. This was the basis for the PTE. Emissions were calculated using ChemCAD, Essential EHS, Emission Master and/or other appropriate emission estimation models or calculation methodologies (USEPA's TANKS 4.0, WATER9, etc.). Methods take into account stack test results as appropriate.

Applicable Requirements ***T-1212***

List all applicable requirements for this emission unit. For each applicable requirement, include the underlying rule/regulation citation and/or construction permit with the condition number. (*Note: Title V permit condition numbers alone are not the underlying applicable requirements*). If an emission limit is calculated based on the type of source and design capacity or if a standard is based on a design parameter, this information should also be included.

Emission Limits - 5.1.9, 5.1.10, 5.1.11, ; ; 45CSR34, ; 40CFR63 Subpart FFFF,

Opacity Limits - NA

Operational Limits - 5.1.12, ; ; 45CSR34, ; 40CFR63 Subpart FFFF,

X Permit Shield

For all applicable requirements listed above, provide monitoring/testing/recordkeeping/reporting which shall be used to demonstrate compliance. If the method is based on a permit or rule, include the condition number or citation. (Note: Each requirement listed above must have an associated method of demonstrating compliance. If there is not already a required method in place, then a method must be proposed.)

Emission Limits - NA, ;

Opacity Limits - NA;

Operational Limits - 5.2.6, ; ; 45CSR34,; 40CFR63.2465,

Are you in compliance with all applicable requirements for this emission unit? X Yes ___No

If no, complete the **Schedule of Compliance Form** as **ATTACHMENT F**.

ATTACHMENT E - Emission Unit Form

Emission Unit Description		*Emission Group 253*
Emission unit ID number: T-1213	**Emission unit name:** Tank	**List any control devices associated with this emission unit:** NONE

Provide a description of the emission unit (type, method of operation, design parameters, etc.):

Tank

Manufacturer:	**Model number:**	**Serial number:**
In House	NA	NA
Construction date: 1978	**Installation date:**	**Modification date(s):**

Design Capacity (examples: furnaces - tons/hr, tanks - gallons):

20000

Maximum Hourly Throughput:	**Maximum Annual Throughput:**	**Maximum Operating Schedule:**
See Potential Emissions estimation method		8760

Fuel Usage Data **(fill out all applicable fields)**

Does this emission unit combust fuel? ___ Yes ___X No	**If yes, is it?** ___ Indirect Fired ___ Direct Fired
Maximum design heat input and/or maximum horsepower rating:	**Type and Btu/hr rating of burners:**

List the primary fuel type(s) and if applicable, the secondary fuel type(s). For each fuel type listed, provide the maximum hourly and annual fuel usage for each.

Describe each fuel expected to be used during the term of the permit.

Fuel Type	Max. Sulfur Content	Max. Ash Content	BTU Value

Emissions Data	***T-1213***	
Criteria Pollutants	Potential Emissions	
	PPH	TPY
Carbon Monoxide (CO)		
Nitrogen Oxides (NO_X)		
Lead (Pb)		
Particulate Matter ($PM_{2.5}$)		
Particulate Matter (PM_{10})		
Total Particulate Matter (TSP)		
Sulfur Dioxide (SO_2)		
Volatile Organic Compounds (VOC)		
Hazardous Air Pollutants	Potential Emissions	
	PPH	TPY
Regulated Pollutants other than Criteria and HAP	Potential Emissions	
	PPH	TPY

List the method(s) used to calculate the potential emissions (include dates of any stack tests conducted, versions of software used, source and dates of emission factors, etc.).

Emissions from this Emission Group are assigned to the major emitting process equipment. Emissions are calculated assuming 8760 hours of operation for most equipment. Emergency equipment emissions are based on 500 hours per year. Highest emitting products were chosen for each emission group, utilizing MON MACT standard batch requirements when appropriate. For tanks the highest throughput in the last three years was increased three times. This was the basis for the PTE. Emissions were calculated using ChemCAD, Essential EHS, Emission Master and/or other appropriate emission estimation models or calculation methodologies (USEPA's TANKS 4.0, WATER9, etc.). Methods take into account stack test results as appropriate.

Applicable Requirements ***T-1213***

List all applicable requirements for this emission unit. For each applicable requirement, include the underlying rule/regulation citation and/or construction permit with the condition number. (*Note: Title V permit condition numbers alone are not the underlying applicable requirements*). If an emission limit is calculated based on the type of source and design capacity or if a standard is based on a design parameter, this information should also be included.

Emission Limits - 5.1.9, 5.1.10, 5.1.11, ; ; 45CSR34, ; 40CFR63 Subpart FFFF,

Opacity Limits - NA

Operational Limits - 5.1.12, ; ; 45CSR34, ; 40CFR63 Subpart FFFF,

X Permit Shield

For all applicable requirements listed above, provide monitoring/testing/recordkeeping/reporting which shall be used to demonstrate compliance. If the method is based on a permit or rule, include the condition number or citation. (Note: Each requirement listed above must have an associated method of demonstrating compliance. If there is not already a required method in place, then a method must be proposed.)

Emission Limits - NA, ;

Opacity Limits - NA;

Operational Limits - 5.2.6, ; ; 45CSR34,; 40CFR63.2465,

Are you in compliance with all applicable requirements for this emission unit? X Yes ___No

If no, complete the **Schedule of Compliance Form** as **ATTACHMENT F**.

ATTACHMENT E - Emission Unit Form

Emission Unit Description		*Emission Group 254*
Emission unit ID number: T-53	**Emission unit name:** Tank	**List any control devices associated with this emission unit:** NONE

Provide a description of the emission unit (type, method of operation, design parameters, etc.):

Tank

Manufacturer: In House	**Model number:** NA	**Serial number:** NA
Construction date: 1955	**Installation date:**	**Modification date(s):**

Design Capacity (examples: furnaces - tons/hr, tanks - gallons):

<20,000

Maximum Hourly Throughput: See Potential Emissions estimation method	**Maximum Annual Throughput:**	**Maximum Operating Schedule:** 8760

Fuel Usage Data **(fill out all applicable fields)**

Does this emission unit combust fuel? ___ Yes ___X No	**If yes, is it?** ___ Indirect Fired ___ Direct Fired
Maximum design heat input and/or maximum horsepower rating:	**Type and Btu/hr rating of burners:**

List the primary fuel type(s) and if applicable, the secondary fuel type(s). For each fuel type listed, provide the maximum hourly and annual fuel usage for each.

Describe each fuel expected to be used during the term of the permit.

Fuel Type	Max. Sulfur Content	Max. Ash Content	BTU Value

Emissions Data ***T-53***

Criteria Pollutants	Potential Emissions	
	PPH	TPY
Carbon Monoxide (CO)		
Nitrogen Oxides (NO_X)		
Lead (Pb)		
Particulate Matter ($PM_{2.5}$)		
Particulate Matter (PM_{10})		
Total Particulate Matter (TSP)		
Sulfur Dioxide (SO_2)		
Volatile Organic Compounds (VOC)	0.14	0.60

Hazardous Air Pollutants	Potential Emissions	
	PPH	TPY
Methanol	0.07	0.30
Toluene	0.02	0.10

Regulated Pollutants other than Criteria and HAP	Potential Emissions	
	PPH	TPY

List the method(s) used to calculate the potential emissions (include dates of any stack tests conducted, versions of software used, source and dates of emission factors, etc.).

Emissions from this Emission Group are assigned to the major emitting process equipment. Emissions are calculated assuming 8760 hours of operation for most equipment. Emergency equipment emissions are based on 500 hours per year. Highest emitting products were chosen for each emission group, utilizing MON MACT standard batch requirements when appropriate. For tanks the highest throughput in the last three years was increased three times. This was the basis for the PTE. Emissions were calculated using ChemCAD, Essential EHS, Emission Master and/or other appropriate emission estimation models or calculation methodologies (USEPA's TANKS 4.0, WATER9, etc.). Methods take into account stack test results as appropriate.

Applicable Requirements ***T-53***

List all applicable requirements for this emission unit. For each applicable requirement, include the underlying rule/regulation citation and/or construction permit with the condition number. (*Note: Title V permit condition numbers alone are not the underlying applicable requirements*). If an emission limit is calculated based on the type of source and design capacity or if a standard is based on a design parameter, this information should also be included.

Emission Limits - 5.1.9, 5.1.10, 5.1.11, ; ; 45CSR34, ; 40CFR63 Subpart FFFF,

Opacity Limits - NA

Operational Limits - 5.1.12, ; ; 45CSR34, ; 40CFR63 Subpart FFFF,

X Permit Shield

For all applicable requirements listed above, provide monitoring/testing/recordkeeping/reporting which shall be used to demonstrate compliance. If the method is based on a permit or rule, include the condition number or citation. (Note: Each requirement listed above must have an associated method of demonstrating compliance. If there is not already a required method in place, then a method must be proposed.)

Emission Limits - NA, ;

Opacity Limits - NA;

Operational Limits - 5.2.6, ; ; 45CSR34,; 40CFR63.2465,

Are you in compliance with all applicable requirements for this emission unit? X Yes ___No

If no, complete the **Schedule of Compliance Form** as **ATTACHMENT F**.

ATTACHMENT E - Emission Unit Form

Emission Unit Description		*Emission Group 254*
Emission unit ID number: T-449 [T-1]	**Emission unit name:** Tank	**List any control devices associated with this emission unit:** NONE

Provide a description of the emission unit (type, method of operation, design parameters, etc.):

Tank

Manufacturer:	**Model number:**	**Serial number:**
In House	NA	NA
Construction date: 1954	**Installation date:**	**Modification date(s):**

Design Capacity (examples: furnaces - tons/hr, tanks - gallons):

<20,000

Maximum Hourly Throughput:	**Maximum Annual Throughput:**	**Maximum Operating Schedule:**
See Potential Emissions estimation method		8760

Fuel Usage Data **(fill out all applicable fields)**

Does this emission unit combust fuel? ___ Yes ___X No	**If yes, is it?** ___ Indirect Fired ___ Direct Fired
Maximum design heat input and/or maximum horsepower rating:	**Type and Btu/hr rating of burners:**

List the primary fuel type(s) and if applicable, the secondary fuel type(s). For each fuel type listed, provide the maximum hourly and annual fuel usage for each.

Describe each fuel expected to be used during the term of the permit.

Fuel Type	Max. Sulfur Content	Max. Ash Content	BTU Value

Emissions Data	***T-449 [T-1]***	
Criteria Pollutants	Potential Emissions	
	PPH	TPY
Carbon Monoxide (CO)		
Nitrogen Oxides (NO_X)		
Lead (Pb)		
Particulate Matter ($PM_{2.5}$)		
Particulate Matter (PM_{10})		
Total Particulate Matter (TSP)		
Sulfur Dioxide (SO_2)		
Volatile Organic Compounds (VOC)		
Hazardous Air Pollutants	Potential Emissions	
	PPH	TPY
Regulated Pollutants other than Criteria and HAP	Potential Emissions	
	PPH	TPY

List the method(s) used to calculate the potential emissions (include dates of any stack tests conducted, versions of software used, source and dates of emission factors, etc.).

Emissions from this Emission Group are assigned to the major emitting process equipment. Emissions are calculated assuming 8760 hours of operation for most equipment. Emergency equipment emissions are based on 500 hours per year. Highest emitting products were chosen for each emission group, utilizing MON MACT standard batch requirements when appropriate. For tanks the highest throughput in the last three years was increased three times. This was the basis for the PTE. Emissions were calculated using ChemCAD, Essential EHS, Emission Master and/or other appropriate emission estimation models or calculation methodologies (USEPA's TANKS 4.0, WATER9, etc.). Methods take into account stack test results as appropriate.

Applicable Requirements ***T-449 [T-1]***

List all applicable requirements for this emission unit. For each applicable requirement, include the underlying rule/regulation citation and/or construction permit with the condition number. (*Note: Title V permit condition numbers alone are not the underlying applicable requirements*). If an emission limit is calculated based on the type of source and design capacity or if a standard is based on a design parameter, this information should also be included.

Emission Limits - 5.1.9, 5.1.10, 5.1.11, ; ; 45CSR34, ; 40CFR63 Subpart FFFF,

Opacity Limits - NA

Operational Limits - 5.1.12, ; ; 45CSR34, ; 40CFR63 Subpart FFFF,

X Permit Shield

For all applicable requirements listed above, provide monitoring/testing/recordkeeping/reporting which shall be used to demonstrate compliance. If the method is based on a permit or rule, include the condition number or citation. (Note: Each requirement listed above must have an associated method of demonstrating compliance. If there is not already a required method in place, then a method must be proposed.)

Emission Limits - NA, ;

Opacity Limits - NA;

Operational Limits - 5.2.6, ; ; 45CSR34,; 40CFR63.2465,

Are you in compliance with all applicable requirements for this emission unit? X Yes ___No

If no, complete the **Schedule of Compliance Form** as **ATTACHMENT F**.

ATTACHMENT E - Emission Unit Form

Emission Unit Description		*Emission Group 254*
Emission unit ID number: T-450 [T-3]	**Emission unit name:** Tank	**List any control devices associated with this emission unit:** S-157

Provide a description of the emission unit (type, method of operation, design parameters, etc.):

Tank

Manufacturer:	**Model number:**	**Serial number:**
In House	NA	NA
Construction date: 1954	**Installation date:**	**Modification date(s):**

Design Capacity (examples: furnaces - tons/hr, tanks - gallons):

<20,000

Maximum Hourly Throughput:	**Maximum Annual Throughput:**	**Maximum Operating Schedule:**
See Potential Emissions estimation method		8760

Fuel Usage Data **(fill out all applicable fields)**

Does this emission unit combust fuel? ___ Yes ___X No	**If yes, is it?** ___ Indirect Fired ___ Direct Fired
Maximum design heat input and/or maximum horsepower rating:	**Type and Btu/hr rating of burners:**

List the primary fuel type(s) and if applicable, the secondary fuel type(s). For each fuel type listed, provide the maximum hourly and annual fuel usage for each.

Describe each fuel expected to be used during the term of the permit.

Fuel Type	Max. Sulfur Content	Max. Ash Content	BTU Value

Emissions Data	***T-450 [T-3]***	
Criteria Pollutants	Potential Emissions	
	PPH	TPY
Carbon Monoxide (CO)		
Nitrogen Oxides (NO_X)		
Lead (Pb)		
Particulate Matter ($PM_{2.5}$)		
Particulate Matter (PM_{10})		
Total Particulate Matter (TSP)		
Sulfur Dioxide (SO_2)		
Volatile Organic Compounds (VOC)		
Hazardous Air Pollutants	Potential Emissions	
	PPH	TPY
Regulated Pollutants other than Criteria and HAP	Potential Emissions	
	PPH	TPY

List the method(s) used to calculate the potential emissions (include dates of any stack tests conducted, versions of software used, source and dates of emission factors, etc.).

Emissions from this Emission Group are assigned to the major emitting process equipment. Emissions are calculated assuming 8760 hours of operation for most equipment. Emergency equipment emissions are based on 500 hours per year. Highest emitting products were chosen for each emission group, utilizing MON MACT standard batch requirements when appropriate. For tanks the highest throughput in the last three years was increased three times. This was the basis for the PTE. Emissions were calculated using ChemCAD, Essential EHS, Emission Master and/or other appropriate emission estimation models or calculation methodologies (USEPA's TANKS 4.0, WATER9, etc.). Methods take into account stack test results as appropriate.

Applicable Requirements ***T-450 [T-3]***

List all applicable requirements for this emission unit. For each applicable requirement, include the underlying rule/regulation citation and/or construction permit with the condition number. (*Note: Title V permit condition numbers alone are not the underlying applicable requirements*). If an emission limit is calculated based on the type of source and design capacity or if a standard is based on a design parameter, this information should also be included.

Emission Limits - 5.1.9, 5.1.10, 5.1.11, ; ; 45CSR34, ; 40CFR63 Subpart FFFF,

Opacity Limits - NA

Operational Limits - 5.1.12, ; ; 45CSR34, ; 40CFR63 Subpart FFFF,

X Permit Shield

For all applicable requirements listed above, provide monitoring/testing/recordkeeping/reporting which shall be used to demonstrate compliance. If the method is based on a permit or rule, include the condition number or citation. (Note: Each requirement listed above must have an associated method of demonstrating compliance. If there is not already a required method in place, then a method must be proposed.)

Emission Limits - NA, ;

Opacity Limits - NA;

Operational Limits - 5.2.6, ; ; 45CSR34,; 40CFR63.2465,

Are you in compliance with all applicable requirements for this emission unit? X Yes ___No

If no, complete the **Schedule of Compliance Form** as **ATTACHMENT F**.

ATTACHMENT E - Emission Unit Form

Emission Unit Description		*Emission Group 254*
Emission unit ID number: T-1171	**Emission unit name:** Tank	**List any control devices associated with this emission unit:** NONE

Provide a description of the emission unit (type, method of operation, design parameters, etc.):

Tank

Manufacturer:	**Model number:**	**Serial number:**
In House	NA	NA
Construction date: 1977	**Installation date:**	**Modification date(s):**

Design Capacity (examples: furnaces - tons/hr, tanks - gallons):

<20,000

Maximum Hourly Throughput:	**Maximum Annual Throughput:**	**Maximum Operating Schedule:**
See Potential Emissions estimation method		8760

Fuel Usage Data **(fill out all applicable fields)**

Does this emission unit combust fuel? ___ Yes ___X No	**If yes, is it?** ___ Indirect Fired ___ Direct Fired
Maximum design heat input and/or maximum horsepower rating:	**Type and Btu/hr rating of burners:**

List the primary fuel type(s) and if applicable, the secondary fuel type(s). For each fuel type listed, provide the maximum hourly and annual fuel usage for each.

Describe each fuel expected to be used during the term of the permit.

Fuel Type	Max. Sulfur Content	Max. Ash Content	BTU Value

Emissions Data	***T-1171***	
Criteria Pollutants	Potential Emissions	
	PPH	TPY
Carbon Monoxide (CO)		
Nitrogen Oxides (NO_X)		
Lead (Pb)		
Particulate Matter ($PM_{2.5}$)		
Particulate Matter (PM_{10})		
Total Particulate Matter (TSP)		
Sulfur Dioxide (SO_2)		
Volatile Organic Compounds (VOC)	0.07	0.30
Hazardous Air Pollutants	Potential Emissions	
	PPH	TPY
Methanol	0.05	0.20
Regulated Pollutants other than Criteria and HAP	Potential Emissions	
	PPH	TPY

List the method(s) used to calculate the potential emissions (include dates of any stack tests conducted, versions of software used, source and dates of emission factors, etc.).

Emissions from this Emission Group are assigned to the major emitting process equipment. Emissions are calculated assuming 8760 hours of operation for most equipment. Emergency equipment emissions are based on 500 hours per year. Highest emitting products were chosen for each emission group, utilizing MON MACT standard batch requirements when appropriate. For tanks the highest throughput in the last three years was increased three times. This was the basis for the PTE. Emissions were calculated using ChemCAD, Essential EHS, Emission Master and/or other appropriate emission estimation models or calculation methodologies (USEPA's TANKS 4.0, WATER9, etc.). Methods take into account stack test results as appropriate.

Applicable Requirements ***T-1171***

List all applicable requirements for this emission unit. For each applicable requirement, include the underlying rule/regulation citation and/or construction permit with the condition number. (*Note: Title V permit condition numbers alone are not the underlying applicable requirements*). If an emission limit is calculated based on the type of source and design capacity or if a standard is based on a design parameter, this information should also be included.

Emission Limits - 5.1.9, 5.1.10, 5.1.11, ; ; 45CSR34, ; 40CFR63 Subpart FFFF,

Opacity Limits - NA

Operational Limits - 5.1.12, ; ; 45CSR34, ; 40CFR63 Subpart FFFF,

X Permit Shield

For all applicable requirements listed above, provide monitoring/testing/recordkeeping/reporting which shall be used to demonstrate compliance. If the method is based on a permit or rule, include the condition number or citation. (Note: Each requirement listed above must have an associated method of demonstrating compliance. If there is not already a required method in place, then a method must be proposed.)

Emission Limits - NA, ;

Opacity Limits - NA;

Operational Limits - 5.2.6, ; ; 45CSR34,; 40CFR63.2465,

Are you in compliance with all applicable requirements for this emission unit? X Yes ___No

If no, complete the **Schedule of Compliance Form** as **ATTACHMENT F**.

ATTACHMENT E - Emission Unit Form

Emission Unit Description		*Emission Group 256*
Emission unit ID number: T-210	**Emission unit name:** Tank	**List any control devices associated with this emission unit:** NONE

Provide a description of the emission unit (type, method of operation, design parameters, etc.):

Tank

Manufacturer:	**Model number:**	**Serial number:**
In House	NA	NA
Construction date: 1954	**Installation date:**	**Modification date(s):**

Design Capacity (examples: furnaces - tons/hr, tanks - gallons):

<20,000

Maximum Hourly Throughput:	**Maximum Annual Throughput:**	**Maximum Operating Schedule:**
See Potential Emissions estimation method		8760

Fuel Usage Data **(fill out all applicable fields)**

Does this emission unit combust fuel? ___ Yes ___X No	**If yes, is it?** ___ Indirect Fired ___ Direct Fired
Maximum design heat input and/or maximum horsepower rating:	**Type and Btu/hr rating of burners:**

List the primary fuel type(s) and if applicable, the secondary fuel type(s). For each fuel type listed, provide the maximum hourly and annual fuel usage for each.

Describe each fuel expected to be used during the term of the permit.

Fuel Type	Max. Sulfur Content	Max. Ash Content	BTU Value

Emissions Data	***T-210***	
Criteria Pollutants	Potential Emissions	
	PPH	TPY
Carbon Monoxide (CO)		
Nitrogen Oxides (NO_X)		
Lead (Pb)		
Particulate Matter ($PM_{2.5}$)		
Particulate Matter (PM_{10})		
Total Particulate Matter (TSP)		
Sulfur Dioxide (SO_2)		
Volatile Organic Compounds (VOC)		
Hazardous Air Pollutants	Potential Emissions	
	PPH	TPY
Regulated Pollutants other than Criteria and HAP	Potential Emissions	
	PPH	TPY

List the method(s) used to calculate the potential emissions (include dates of any stack tests conducted, versions of software used, source and dates of emission factors, etc.).

Emissions from this Emission Group are assigned to the major emitting process equipment. Emissions are calculated assuming 8760 hours of operation for most equipment. Emergency equipment emissions are based on 500 hours per year. Highest emitting products were chosen for each emission group, utilizing MON MACT standard batch requirements when appropriate. For tanks the highest throughput in the last three years was increased three times. This was the basis for the PTE. Emissions were calculated using ChemCAD, Essential EHS, Emission Master and/or other appropriate emission estimation models or calculation methodologies (USEPA's TANKS 4.0, WATER9, etc.). Methods take into account stack test results as appropriate.

Applicable Requirements ***T-210***

List all applicable requirements for this emission unit. For each applicable requirement, include the underlying rule/regulation citation and/or construction permit with the condition number. (*Note: Title V permit condition numbers alone are not the underlying applicable requirements*). If an emission limit is calculated based on the type of source and design capacity or if a standard is based on a design parameter, this information should also be included.

Emission Limits - 5.1.9, 5.1.10, 5.1.11, ; ; 45CSR34, ; 40CFR63 Subpart FFFF,

Opacity Limits - NA

Operational Limits - 5.1.12, ; ; 45CSR34, ; 40CFR63 Subpart FFFF,

X Permit Shield

For all applicable requirements listed above, provide monitoring/testing/recordkeeping/reporting which shall be used to demonstrate compliance. If the method is based on a permit or rule, include the condition number or citation. (Note: Each requirement listed above must have an associated method of demonstrating compliance. If there is not already a required method in place, then a method must be proposed.)

Emission Limits - NA, ;

Opacity Limits - NA;

Operational Limits - 5.2.6, ; ; 45CSR34,; 40CFR63.2465,

Are you in compliance with all applicable requirements for this emission unit? X Yes ___No

If no, complete the **Schedule of Compliance Form** as **ATTACHMENT F**.

ATTACHMENT E - Emission Unit Form

Emission Unit Description		*Emission Group 256*
Emission unit ID number: T-297	**Emission unit name:** Tank	**List any control devices associated with this emission unit:** S-240

Provide a description of the emission unit (type, method of operation, design parameters, etc.):

Tank

Manufacturer:	**Model number:**	**Serial number:**
In House	NA	NA
Construction date: 1954	**Installation date:**	**Modification date(s):**

Design Capacity (examples: furnaces - tons/hr, tanks - gallons):

<20,000

Maximum Hourly Throughput:	**Maximum Annual Throughput:**	**Maximum Operating Schedule:**
See Potential Emissions estimation method		8760

Fuel Usage Data **(fill out all applicable fields)**

Does this emission unit combust fuel? ___ Yes ___X No	**If yes, is it?** ___ Indirect Fired ___ Direct Fired
Maximum design heat input and/or maximum horsepower rating:	**Type and Btu/hr rating of burners:**

List the primary fuel type(s) and if applicable, the secondary fuel type(s). For each fuel type listed, provide the maximum hourly and annual fuel usage for each.

Describe each fuel expected to be used during the term of the permit.

Fuel Type	Max. Sulfur Content	Max. Ash Content	BTU Value

Emissions Data ***T-297***

Criteria Pollutants	Potential Emissions	
	PPH	TPY
Carbon Monoxide (CO)		
Nitrogen Oxides (NO_X)		
Lead (Pb)		
Particulate Matter ($PM_{2.5}$)		
Particulate Matter (PM_{10})		
Total Particulate Matter (TSP)		
Sulfur Dioxide (SO_2)		
Volatile Organic Compounds (VOC)		

Hazardous Air Pollutants	Potential Emissions	
	PPH	TPY

Regulated Pollutants other than Criteria and HAP	Potential Emissions	
	PPH	TPY

List the method(s) used to calculate the potential emissions (include dates of any stack tests conducted, versions of software used, source and dates of emission factors, etc.).

Emissions from this Emission Group are assigned to the major emitting process equipment. Emissions are calculated assuming 8760 hours of operation for most equipment. Emergency equipment emissions are based on 500 hours per year. Highest emitting products were chosen for each emission group, utilizing MON MACT standard batch requirements when appropriate. For tanks the highest throughput in the last three years was increased three times. This was the basis for the PTE. Emissions were calculated using ChemCAD, Essential EHS, Emission Master and/or other appropriate emission estimation models or calculation methodologies (USEPA's TANKS 4.0, WATER9, etc.). Methods take into account stack test results as appropriate.

Applicable Requirements ***T-297***

List all applicable requirements for this emission unit. For each applicable requirement, include the underlying rule/regulation citation and/or construction permit with the condition number. (*Note: Title V permit condition numbers alone are not the underlying applicable requirements*). If an emission limit is calculated based on the type of source and design capacity or if a standard is based on a design parameter, this information should also be included.

Emission Limits - 5.1.9, 5.1.10, 5.1.11, ; ; 45CSR34, ; 40CFR63 Subpart FFFF,

Opacity Limits - NA

Operational Limits - 5.1.12, ; ; 45CSR34, ; 40CFR63 Subpart FFFF,

X Permit Shield

For all applicable requirements listed above, provide monitoring/testing/recordkeeping/reporting which shall be used to demonstrate compliance. If the method is based on a permit or rule, include the condition number or citation. (Note: Each requirement listed above must have an associated method of demonstrating compliance. If there is not already a required method in place, then a method must be proposed.)

Emission Limits - NA, ;

Opacity Limits - NA;

Operational Limits - 5.2.6, ; ; 45CSR34,; 40CFR63.2465,

Are you in compliance with all applicable requirements for this emission unit? X Yes ___No

If no, complete the **Schedule of Compliance Form** as **ATTACHMENT F**.

ATTACHMENT E - Emission Unit Form

Emission Unit Description		*Emission Group 256*
Emission unit ID number: T-298	**Emission unit name:** Tank	**List any control devices associated with this emission unit:** S-240

Provide a description of the emission unit (type, method of operation, design parameters, etc.):

Tank

Manufacturer:	**Model number:**	**Serial number:**
In House	NA	NA
Construction date: 1954	**Installation date:**	**Modification date(s):**

Design Capacity (examples: furnaces - tons/hr, tanks - gallons):

<20,000

Maximum Hourly Throughput:	**Maximum Annual Throughput:**	**Maximum Operating Schedule:**
See Potential Emissions estimation method		8760

Fuel Usage Data **(fill out all applicable fields)**

Does this emission unit combust fuel? ___ Yes ___X No	**If yes, is it?** ___ Indirect Fired ___ Direct Fired
Maximum design heat input and/or maximum horsepower rating:	**Type and Btu/hr rating of burners:**

List the primary fuel type(s) and if applicable, the secondary fuel type(s). For each fuel type listed, provide the maximum hourly and annual fuel usage for each.

Describe each fuel expected to be used during the term of the permit.

Fuel Type	Max. Sulfur Content	Max. Ash Content	BTU Value

Emissions Data ***T-298***

Criteria Pollutants	Potential Emissions	
	PPH	TPY
Carbon Monoxide (CO)		
Nitrogen Oxides (NO_X)		
Lead (Pb)		
Particulate Matter ($PM_{2.5}$)		
Particulate Matter (PM_{10})		
Total Particulate Matter (TSP)		
Sulfur Dioxide (SO_2)		
Volatile Organic Compounds (VOC)		

Hazardous Air Pollutants	Potential Emissions	
	PPH	TPY

Regulated Pollutants other than Criteria and HAP	Potential Emissions	
	PPH	TPY

List the method(s) used to calculate the potential emissions (include dates of any stack tests conducted, versions of software used, source and dates of emission factors, etc.).

Emissions from this Emission Group are assigned to the major emitting process equipment. Emissions are calculated assuming 8760 hours of operation for most equipment. Emergency equipment emissions are based on 500 hours per year. Highest emitting products were chosen for each emission group, utilizing MON MACT standard batch requirements when appropriate. For tanks the highest throughput in the last three years was increased three times. This was the basis for the PTE. Emissions were calculated using ChemCAD, Essential EHS, Emission Master and/or other appropriate emission estimation models or calculation methodologies (USEPA's TANKS 4.0, WATER9, etc.). Methods take into account stack test results as appropriate.

Applicable Requirements ***T-298***

List all applicable requirements for this emission unit. For each applicable requirement, include the underlying rule/regulation citation and/or construction permit with the condition number. (*Note: Title V permit condition numbers alone are not the underlying applicable requirements*). If an emission limit is calculated based on the type of source and design capacity or if a standard is based on a design parameter, this information should also be included.

Emission Limits - 5.1.9, 5.1.10, 5.1.11, ; ; 45CSR34, ; 40CFR63 Subpart FFFF,

Opacity Limits - NA

Operational Limits - 5.1.12, ; ; 45CSR34, ; 40CFR63 Subpart FFFF,

X Permit Shield

For all applicable requirements listed above, provide monitoring/testing/recordkeeping/reporting which shall be used to demonstrate compliance. If the method is based on a permit or rule, include the condition number or citation. (Note: Each requirement listed above must have an associated method of demonstrating compliance. If there is not already a required method in place, then a method must be proposed.)

Emission Limits - NA, ;

Opacity Limits - NA;

Operational Limits - 5.2.6, ; ; 45CSR34,; 40CFR63.2465,

Are you in compliance with all applicable requirements for this emission unit? X Yes ___No

If no, complete the **Schedule of Compliance Form** as **ATTACHMENT F**.

ATTACHMENT E - Emission Unit Form

Emission Unit Description		*Emission Group 256*
Emission unit ID number: T-577	**Emission unit name:** Tank	**List any control devices associated with this emission unit:** S-240

Provide a description of the emission unit (type, method of operation, design parameters, etc.):

Tank

Manufacturer:	**Model number:**	**Serial number:**
In House	NA	NA
Construction date: 1964	**Installation date:**	**Modification date(s):**

Design Capacity (examples: furnaces - tons/hr, tanks - gallons):

<20,000

Maximum Hourly Throughput:	**Maximum Annual Throughput:**	**Maximum Operating Schedule:**
See Potential Emissions estimation method		8760

Fuel Usage Data **(fill out all applicable fields)**

Does this emission unit combust fuel? ___ Yes ___X No	**If yes, is it?** ___ Indirect Fired ___ Direct Fired
Maximum design heat input and/or maximum horsepower rating:	**Type and Btu/hr rating of burners:**

List the primary fuel type(s) and if applicable, the secondary fuel type(s). For each fuel type listed, provide the maximum hourly and annual fuel usage for each.

Describe each fuel expected to be used during the term of the permit.

Fuel Type	Max. Sulfur Content	Max. Ash Content	BTU Value

Emissions Data ***T-577***

Criteria Pollutants	Potential Emissions	
	PPH	TPY
Carbon Monoxide (CO)		
Nitrogen Oxides (NO_X)		
Lead (Pb)		
Particulate Matter ($PM_{2.5}$)		
Particulate Matter (PM_{10})		
Total Particulate Matter (TSP)		
Sulfur Dioxide (SO_2)		
Volatile Organic Compounds (VOC)		

Hazardous Air Pollutants	Potential Emissions	
	PPH	TPY

Regulated Pollutants other than Criteria and HAP	Potential Emissions	
	PPH	TPY

List the method(s) used to calculate the potential emissions (include dates of any stack tests conducted, versions of software used, source and dates of emission factors, etc.).

Emissions from this Emission Group are assigned to the major emitting process equipment. Emissions are calculated assuming 8760 hours of operation for most equipment. Emergency equipment emissions are based on 500 hours per year. Highest emitting products were chosen for each emission group, utilizing MON MACT standard batch requirements when appropriate. For tanks the highest throughput in the last three years was increased three times. This was the basis for the PTE. Emissions were calculated using ChemCAD, Essential EHS, Emission Master and/or other appropriate emission estimation models or calculation methodologies (USEPA's TANKS 4.0, WATER9, etc.). Methods take into account stack test results as appropriate.

Applicable Requirements ***T-577***

List all applicable requirements for this emission unit. For each applicable requirement, include the underlying rule/regulation citation and/or construction permit with the condition number. (*Note: Title V permit condition numbers alone are not the underlying applicable requirements*). If an emission limit is calculated based on the type of source and design capacity or if a standard is based on a design parameter, this information should also be included.

Emission Limits - 5.1.9, 5.1.10, 5.1.11, ; ; 45CSR34, ; 40CFR63 Subpart FFFF,

Opacity Limits - NA

Operational Limits - 5.1.12, ; ; 45CSR34, ; 40CFR63 Subpart FFFF,

X Permit Shield

For all applicable requirements listed above, provide monitoring/testing/recordkeeping/reporting which shall be used to demonstrate compliance. If the method is based on a permit or rule, include the condition number or citation. (Note: Each requirement listed above must have an associated method of demonstrating compliance. If there is not already a required method in place, then a method must be proposed.)

Emission Limits - NA, ;

Opacity Limits - NA;

Operational Limits - 5.2.6, ; ; 45CSR34,; 40CFR63.2465,

Are you in compliance with all applicable requirements for this emission unit? X Yes ___No

If no, complete the **Schedule of Compliance Form** as **ATTACHMENT F**.

ATTACHMENT E - Emission Unit Form

Emission Unit Description		*Emission Group 301*
Emission unit ID number: C-179	**Emission unit name:** Draft Jet	**List any control devices associated with this emission unit:** NONE

Provide a description of the emission unit (type, method of operation, design parameters, etc.):

Draft Jet

Manufacturer: In House	**Model number:** NA	**Serial number:** NA
Construction date:	**Installation date:**	**Modification date(s):**

Design Capacity (examples: furnaces - tons/hr, tanks - gallons):

Maximum Hourly Throughput: See Potential Emissions estimation method	**Maximum Annual Throughput:**	**Maximum Operating Schedule:** 8760

Fuel Usage Data **(fill out all applicable fields)**

Does this emission unit combust fuel? ___ Yes ___X No	**If yes, is it?** ___ Indirect Fired ___ Direct Fired
Maximum design heat input and/or maximum horsepower rating:	**Type and Btu/hr rating of burners:**

List the primary fuel type(s) and if applicable, the secondary fuel type(s). For each fuel type listed, provide the maximum hourly and annual fuel usage for each.

Describe each fuel expected to be used during the term of the permit.

Fuel Type	Max. Sulfur Content	Max. Ash Content	BTU Value

Emissions Data ***C-179***

Criteria Pollutants	Potential Emissions	
	PPH	TPY
Carbon Monoxide (CO)		
Nitrogen Oxides (NO_X)		
Lead (Pb)		
Particulate Matter ($PM_{2.5}$)		
Particulate Matter (PM_{10})		
Total Particulate Matter (TSP)		
Sulfur Dioxide (SO_2)		
Volatile Organic Compounds (VOC)		

Hazardous Air Pollutants	Potential Emissions	
	PPH	TPY

Regulated Pollutants other than Criteria and HAP	Potential Emissions	
	PPH	TPY

List the method(s) used to calculate the potential emissions (include dates of any stack tests conducted, versions of software used, source and dates of emission factors, etc.).

Emissions from this Emission Group are assigned to the major emitting process equipment. Emissions are calculated assuming 8760 hours of operation for most equipment. Emergency equipment emissions are based on 500 hours per year. Highest emitting products were chosen for each emission group, utilizing MON MACT standard batch requirements when appropriate. For tanks the highest throughput in the last three years was increased three times. This was the basis for the PTE. Emissions were calculated using ChemCAD, Essential EHS, Emission Master and/or other appropriate emission estimation models or calculation methodologies (USEPA's TANKS 4.0, WATER9, etc.). Methods take into account stack test results as appropriate.

Applicable Requirements ***C-179***

List all applicable requirements for this emission unit. For each applicable requirement, include the underlying rule/regulation citation and/or construction permit with the condition number. (*Note: Title V permit condition numbers alone are not the underlying applicable requirements*). If an emission limit is calculated based on the type of source and design capacity or if a standard is based on a design parameter, this information should also be included.

Emission Limits - 6.1.17, 6.1.18, 6.1.19, ; ; 45CSR34, ; 40CFR63 Subpart FFFF,

Opacity Limits - NA

Operational Limits - 6.1.20, 6.1.22, 6.1.23, 6.1.24, ; ; 45CSR34, ; 40CFR63 Subpart FFFF,

X Permit Shield

For all applicable requirements listed above, provide monitoring/testing/recordkeeping/reporting which shall be used to demonstrate compliance. If the method is based on a permit or rule, include the condition number or citation. (Note: Each requirement listed above must have an associated method of demonstrating compliance. If there is not already a required method in place, then a method must be proposed.)

Emission Limits - NA, ;

Opacity Limits - NA;

Operational Limits - 6.1.7, ; 4.1.3, ; 45CSR34,; 40CFR63 Subpart FFFF,

Are you in compliance with all applicable requirements for this emission unit? X Yes ___No

If no, complete the **Schedule of Compliance Form** as **ATTACHMENT F**.

ATTACHMENT E - Emission Unit Form

Emission Unit Description		*Emission Group 301*
Emission unit ID number: K-51	**Emission unit name:** Kettle	**List any control devices associated with this emission unit:** NONE
Provide a description of the emission unit (type, method of operation, design parameters, etc.): Kettle		
Manufacturer: In House	**Model number:** NA	**Serial number:** NA
Construction date:	**Installation date:**	**Modification date(s):**
Design Capacity (examples: furnaces - tons/hr, tanks - gallons):		
Maximum Hourly Throughput: See Potential Emissions estimation method	**Maximum Annual Throughput:**	**Maximum Operating Schedule:** 8760
Fuel Usage Data **(fill out all applicable fields)**		
Does this emission unit combust fuel? ___ Yes ___X No		**If yes, is it?** ___ Indirect Fired ___ Direct Fired
Maximum design heat input and/or maximum horsepower rating:		**Type and Btu/hr rating of burners:**
List the primary fuel type(s) and if applicable, the secondary fuel type(s). For each fuel type listed, provide the maximum hourly and annual fuel usage for each.		

Describe each fuel expected to be used during the term of the permit.

Fuel Type	Max. Sulfur Content	Max. Ash Content	BTU Value

Emissions Data ***K-51***

Criteria Pollutants	Potential Emissions	
	PPH	TPY
Carbon Monoxide (CO)		
Nitrogen Oxides (NO_X)		
Lead (Pb)		
Particulate Matter ($PM_{2.5}$)		
Particulate Matter (PM_{10})		
Total Particulate Matter (TSP)		
Sulfur Dioxide (SO_2)		
Volatile Organic Compounds (VOC)		

Hazardous Air Pollutants	Potential Emissions	
	PPH	TPY

Regulated Pollutants other than Criteria and HAP	Potential Emissions	
	PPH	TPY

List the method(s) used to calculate the potential emissions (include dates of any stack tests conducted, versions of software used, source and dates of emission factors, etc.).

Emissions from this Emission Group are assigned to the major emitting process equipment. Emissions are calculated assuming 8760 hours of operation for most equipment. Emergency equipment emissions are based on 500 hours per year. Highest emitting products were chosen for each emission group, utilizing MON MACT standard batch requirements when appropriate. For tanks the highest throughput in the last three years was increased three times. This was the basis for the PTE. Emissions were calculated using ChemCAD, Essential EHS, Emission Master and/or other appropriate emission estimation models or calculation methodologies (USEPA's TANKS 4.0, WATER9, etc.). Methods take into account stack test results as appropriate.

Applicable Requirements ***K-51***

List all applicable requirements for this emission unit. For each applicable requirement, include the underlying rule/regulation citation and/or construction permit with the condition number. (*Note: Title V permit condition numbers alone are not the underlying applicable requirements*). If an emission limit is calculated based on the type of source and design capacity or if a standard is based on a design parameter, this information should also be included.

Emission Limits - 6.1.17, 6.1.18, 6.1.19, ; ; 45CSR34, ; 40CFR63 Subpart FFFF,

Opacity Limits - NA

Operational Limits - 6.1.20, 6.1.22, 6.1.23, 6.1.24, ; ; 45CSR34, ; 40CFR63 Subpart FFFF,

X Permit Shield

For all applicable requirements listed above, provide monitoring/testing/recordkeeping/reporting which shall be used to demonstrate compliance. If the method is based on a permit or rule, include the condition number or citation. (Note: Each requirement listed above must have an associated method of demonstrating compliance. If there is not already a required method in place, then a method must be proposed.)

Emission Limits - NA, ;

Opacity Limits - NA;

Operational Limits - 6.1.7, ; 4.1.3, ; 45CSR34,; 40CFR63 Subpart FFFF,

Are you in compliance with all applicable requirements for this emission unit? X Yes ___No

If no, complete the **Schedule of Compliance Form** as **ATTACHMENT F**.

ATTACHMENT E - Emission Unit Form

Emission Unit Description		*Emission Group 306*
Emission unit ID number: C-181	**Emission unit name:** Vacuum Pump	**List any control devices associated with this emission unit:** NONE

Provide a description of the emission unit (type, method of operation, design parameters, etc.):

Vacuum Pump

Manufacturer:	**Model number:**	**Serial number:**
In House	NA	NA
Construction date:	**Installation date:**	**Modification date(s):**

Design Capacity (examples: furnaces - tons/hr, tanks - gallons):

Maximum Hourly Throughput:	**Maximum Annual Throughput:**	**Maximum Operating Schedule:**
See Potential Emissions estimation method		8760

Fuel Usage Data **(fill out all applicable fields)**

Does this emission unit combust fuel? ___ Yes ___X No	**If yes, is it?** ___ Indirect Fired ___ Direct Fired
Maximum design heat input and/or maximum horsepower rating:	**Type and Btu/hr rating of burners:**

List the primary fuel type(s) and if applicable, the secondary fuel type(s). For each fuel type listed, provide the maximum hourly and annual fuel usage for each.

Describe each fuel expected to be used during the term of the permit.

Fuel Type	Max. Sulfur Content	Max. Ash Content	BTU Value

Emissions Data ***C-181***

Criteria Pollutants	Potential Emissions	
	PPH	TPY
Carbon Monoxide (CO)		
Nitrogen Oxides (NO_X)		
Lead (Pb)		
Particulate Matter ($PM_{2.5}$)		
Particulate Matter (PM_{10})		
Total Particulate Matter (TSP)		
Sulfur Dioxide (SO_2)		
Volatile Organic Compounds (VOC)		

Hazardous Air Pollutants	Potential Emissions	
	PPH	TPY

Regulated Pollutants other than Criteria and HAP	Potential Emissions	
	PPH	TPY

List the method(s) used to calculate the potential emissions (include dates of any stack tests conducted, versions of software used, source and dates of emission factors, etc.).

Emissions from this Emission Group are assigned to the major emitting process equipment. Emissions are calculated assuming 8760 hours of operation for most equipment. Emergency equipment emissions are based on 500 hours per year. Highest emitting products were chosen for each emission group, utilizing MON MACT standard batch requirements when appropriate. For tanks the highest throughput in the last three years was increased three times. This was the basis for the PTE. Emissions were calculated using ChemCAD, Essential EHS, Emission Master and/or other appropriate emission estimation models or calculation methodologies (USEPA's TANKS 4.0, WATER9, etc.). Methods take into account stack test results as appropriate.

Applicable Requirements ***C-181***

List all applicable requirements for this emission unit. For each applicable requirement, include the underlying rule/regulation citation and/or construction permit with the condition number. (*Note: Title V permit condition numbers alone are not the underlying applicable requirements*). If an emission limit is calculated based on the type of source and design capacity or if a standard is based on a design parameter, this information should also be included.

Emission Limits - 6.1.17, 6.1.18, 6.1.19, ; ; 45CSR34, ; 40CFR63 Subpart FFFF,

Opacity Limits - NA

Operational Limits - 6.1.20, 6.1.22, 6.1.23, 6.1.24, ; ; 45CSR34, ; 40CFR63 Subpart FFFF,

X Permit Shield

For all applicable requirements listed above, provide monitoring/testing/recordkeeping/reporting which shall be used to demonstrate compliance. If the method is based on a permit or rule, include the condition number or citation. (Note: Each requirement listed above must have an associated method of demonstrating compliance. If there is not already a required method in place, then a method must be proposed.)

Emission Limits - NA, ;

Opacity Limits - NA;

Operational Limits - 6.1.7, ; 4.1.3, ; 45CSR34,; 40CFR63 Subpart FFFF,

Are you in compliance with all applicable requirements for this emission unit? X Yes ___No

If no, complete the **Schedule of Compliance Form** as **ATTACHMENT F**.

ATTACHMENT E - Emission Unit Form

Emission Unit Description		*Emission Group 306*
Emission unit ID number: E-477	**Emission unit name:** HVO LUWA	**List any control devices associated with this emission unit:** NONE

Provide a description of the emission unit (type, method of operation, design parameters, etc.):

HVO LUWA

Manufacturer: In House	**Model number:** NA	**Serial number:** NA
Construction date:	**Installation date:**	**Modification date(s):**

Design Capacity (examples: furnaces - tons/hr, tanks - gallons):

Maximum Hourly Throughput: See Potential Emissions estimation method	**Maximum Annual Throughput:**	**Maximum Operating Schedule:** 8760

Fuel Usage Data **(fill out all applicable fields)**

Does this emission unit combust fuel? ___ Yes ___X No	**If yes, is it?** ___ Indirect Fired ___ Direct Fired
Maximum design heat input and/or maximum horsepower rating:	**Type and Btu/hr rating of burners:**

List the primary fuel type(s) and if applicable, the secondary fuel type(s). For each fuel type listed, provide the maximum hourly and annual fuel usage for each.

Describe each fuel expected to be used during the term of the permit.

Fuel Type	Max. Sulfur Content	Max. Ash Content	BTU Value

Emissions Data ***E-477***

Criteria Pollutants	Potential Emissions	
	PPH	TPY
Carbon Monoxide (CO)		
Nitrogen Oxides (NO_X)		
Lead (Pb)		
Particulate Matter ($PM_{2.5}$)		
Particulate Matter (PM_{10})		
Total Particulate Matter (TSP)		
Sulfur Dioxide (SO_2)		
Volatile Organic Compounds (VOC)		

Hazardous Air Pollutants	Potential Emissions	
	PPH	TPY

Regulated Pollutants other than Criteria and HAP	Potential Emissions	
	PPH	TPY

List the method(s) used to calculate the potential emissions (include dates of any stack tests conducted, versions of software used, source and dates of emission factors, etc.).

Emissions from this Emission Group are assigned to the major emitting process equipment. Emissions are calculated assuming 8760 hours of operation for most equipment. Emergency equipment emissions are based on 500 hours per year. Highest emitting products were chosen for each emission group, utilizing MON MACT standard batch requirements when appropriate. For tanks the highest throughput in the last three years was increased three times. This was the basis for the PTE. Emissions were calculated using ChemCAD, Essential EHS, Emission Master and/or other appropriate emission estimation models or calculation methodologies (USEPA's TANKS 4.0, WATER9, etc.). Methods take into account stack test results as appropriate.

Applicable Requirements ***E-477***

List all applicable requirements for this emission unit. For each applicable requirement, include the underlying rule/regulation citation and/or construction permit with the condition number. (*Note: Title V permit condition numbers alone are not the underlying applicable requirements*). If an emission limit is calculated based on the type of source and design capacity or if a standard is based on a design parameter, this information should also be included.

Emission Limits - 6.1.17, 6.1.18, 6.1.19, ; ; 45CSR34, ; 40CFR63 Subpart FFFF,

Opacity Limits - NA

Operational Limits - 6.1.20, 6.1.22, 6.1.23, 6.1.24, ; ; 45CSR34, ; 40CFR63 Subpart FFFF,

X Permit Shield

For all applicable requirements listed above, provide monitoring/testing/recordkeeping/reporting which shall be used to demonstrate compliance. If the method is based on a permit or rule, include the condition number or citation. (Note: Each requirement listed above must have an associated method of demonstrating compliance. If there is not already a required method in place, then a method must be proposed.)

Emission Limits - NA, ;

Opacity Limits - NA;

Operational Limits - 6.1.7, ; 4.1.3, ; 45CSR34,; 40CFR63 Subpart FFFF,

Are you in compliance with all applicable requirements for this emission unit? X Yes ___No

If no, complete the **Schedule of Compliance Form** as **ATTACHMENT F**.

ATTACHMENT E - Emission Unit Form

Emission Unit Description		*Emission Group 306*
Emission unit ID number: K-12	**Emission unit name:** Kettle	**List any control devices associated with this emission unit:** NONE
Provide a description of the emission unit (type, method of operation, design parameters, etc.): Kettle		
Manufacturer: In House	**Model number:** NA	**Serial number:** NA
Construction date:	**Installation date:**	**Modification date(s):**
Design Capacity (examples: furnaces - tons/hr, tanks - gallons):		
Maximum Hourly Throughput: See Potential Emissions estimation method	**Maximum Annual Throughput:**	**Maximum Operating Schedule:** 8760
Fuel Usage Data **(fill out all applicable fields)**		
Does this emission unit combust fuel? ___ Yes ___X No		**If yes, is it?** ___ Indirect Fired ___ Direct Fired
Maximum design heat input and/or maximum horsepower rating:		**Type and Btu/hr rating of burners:**
List the primary fuel type(s) and if applicable, the secondary fuel type(s). For each fuel type listed, provide the maximum hourly and annual fuel usage for each.		

Describe each fuel expected to be used during the term of the permit.

Fuel Type	Max. Sulfur Content	Max. Ash Content	BTU Value

Emissions Data ***K-12***

Criteria Pollutants	Potential Emissions	
	PPH	TPY
Carbon Monoxide (CO)		
Nitrogen Oxides (NO_X)		
Lead (Pb)		
Particulate Matter ($PM_{2.5}$)		
Particulate Matter (PM_{10})		
Total Particulate Matter (TSP)		
Sulfur Dioxide (SO_2)		
Volatile Organic Compounds (VOC)	0.05	0.20

Hazardous Air Pollutants	Potential Emissions	
	PPH	TPY

Regulated Pollutants other than Criteria and HAP	Potential Emissions	
	PPH	TPY

List the method(s) used to calculate the potential emissions (include dates of any stack tests conducted, versions of software used, source and dates of emission factors, etc.).

Emissions from this Emission Group are assigned to the major emitting process equipment. Emissions are calculated assuming 8760 hours of operation for most equipment. Emergency equipment emissions are based on 500 hours per year. Highest emitting products were chosen for each emission group, utilizing MON MACT standard batch requirements when appropriate. For tanks the highest throughput in the last three years was increased three times. This was the basis for the PTE. Emissions were calculated using ChemCAD, Essential EHS, Emission Master and/or other appropriate emission estimation models or calculation methodologies (USEPA's TANKS 4.0, WATER9, etc.). Methods take into account stack test results as appropriate.

Applicable Requirements ***K-12***

List all applicable requirements for this emission unit. For each applicable requirement, include the underlying rule/regulation citation and/or construction permit with the condition number. (*Note: Title V permit condition numbers alone are not the underlying applicable requirements*). If an emission limit is calculated based on the type of source and design capacity or if a standard is based on a design parameter, this information should also be included.

Emission Limits - 6.1.17, 6.1.18, 6.1.19, ; ; 45CSR34, ; 40CFR63 Subpart FFFF,

Opacity Limits - NA

Operational Limits - 6.1.20, 6.1.22, 6.1.23, 6.1.24, ; ; 45CSR34, ; 40CFR63 Subpart FFFF,

X Permit Shield

For all applicable requirements listed above, provide monitoring/testing/recordkeeping/reporting which shall be used to demonstrate compliance. If the method is based on a permit or rule, include the condition number or citation. (Note: Each requirement listed above must have an associated method of demonstrating compliance. If there is not already a required method in place, then a method must be proposed.)

Emission Limits - NA, ;

Opacity Limits - NA;

Operational Limits - 6.1.7, ; 4.1.3, ; 45CSR34,; 40CFR63 Subpart FFFF,

Are you in compliance with all applicable requirements for this emission unit? X Yes ___No

If no, complete the **Schedule of Compliance Form** as **ATTACHMENT F**.

ATTACHMENT E - Emission Unit Form

Emission Unit Description		*Emission Group 307*
Emission unit ID number: A-277	**Emission unit name:** Agitated Reactor	**List any control devices associated with this emission unit:** E-2229; S-248
Provide a description of the emission unit (type, method of operation, design parameters, etc.): Agitated Reactor		
Manufacturer: In House	**Model number:** NA	**Serial number:** NA
Construction date:	**Installation date:**	**Modification date(s):**
Design Capacity (examples: furnaces - tons/hr, tanks - gallons):		
Maximum Hourly Throughput: See Potential Emissions estimation method	**Maximum Annual Throughput:**	**Maximum Operating Schedule:** 8760
Fuel Usage Data **(fill out all applicable fields)**		
Does this emission unit combust fuel? ___ Yes ___X No		**If yes, is it?** ___ Indirect Fired ___ Direct Fired
Maximum design heat input and/or maximum horsepower rating:		**Type and Btu/hr rating of burners:**
List the primary fuel type(s) and if applicable, the secondary fuel type(s). For each fuel type listed, provide the maximum hourly and annual fuel usage for each.		

Describe each fuel expected to be used during the term of the permit.

Fuel Type	Max. Sulfur Content	Max. Ash Content	BTU Value

Emissions Data ***A-277***

Criteria Pollutants	Potential Emissions	
	PPH	TPY
Carbon Monoxide (CO)		
Nitrogen Oxides (NO_X)		
Lead (Pb)		
Particulate Matter ($PM_{2.5}$)		
Particulate Matter (PM_{10})		
Total Particulate Matter (TSP)		
Sulfur Dioxide (SO_2)		
Volatile Organic Compounds (VOC)		

Hazardous Air Pollutants	Potential Emissions	
	PPH	TPY

Regulated Pollutants other than Criteria and HAP	Potential Emissions	
	PPH	TPY

List the method(s) used to calculate the potential emissions (include dates of any stack tests conducted, versions of software used, source and dates of emission factors, etc.).

Emissions from this Emission Group are assigned to the major emitting process equipment. Emissions are calculated assuming 8760 hours of operation for most equipment. Emergency equipment emissions are based on 500 hours per year. Highest emitting products were chosen for each emission group, utilizing MON MACT standard batch requirements when appropriate. For tanks the highest throughput in the last three years was increased three times. This was the basis for the PTE. Emissions were calculated using ChemCAD, Essential EHS, Emission Master and/or other appropriate emission estimation models or calculation methodologies (USEPA's TANKS 4.0, WATER9, etc.). Methods take into account stack test results as appropriate.

Applicable Requirements ***A-277***

List all applicable requirements for this emission unit. For each applicable requirement, include the underlying rule/regulation citation and/or construction permit with the condition number. (*Note: Title V permit condition numbers alone are not the underlying applicable requirements*). If an emission limit is calculated based on the type of source and design capacity or if a standard is based on a design parameter, this information should also be included.

Emission Limits - 6.1.6, 6.1.17, 6.1.18, 6.1.19, ; 45CSR13 Permit R13-2180 4.1.1, ; 45CSR34, ; 40CFR63 Subpart FFFF,

Opacity Limits - NA

Operational Limits - 6.1.20, 6.1.22, 6.1.23, 6.1.24, ; ; ; 40CFR63 Subpart FFFF,

X Permit Shield

For all applicable requirements listed above, provide monitoring/testing/recordkeeping/reporting which shall be used to demonstrate compliance. If the method is based on a permit or rule, include the condition number or citation. (Note: Each requirement listed above must have an associated method of demonstrating compliance. If there is not already a required method in place, then a method must be proposed.)

Emission Limits - NA, ;

Opacity Limits - NA;

Operational Limits - 6.1.7, ; 45CSR13 R13-2180 4.1.3,; 45CSR34,; 40CFR63 Subpart FFFF,

Are you in compliance with all applicable requirements for this emission unit? X Yes ___No

If no, complete the **Schedule of Compliance Form** as **ATTACHMENT F**.

ATTACHMENT E - Emission Unit Form

Emission Unit Description		*Emission Group 307*
Emission unit ID number: A-515	**Emission unit name:** Agitated Reactor	**List any control devices associated with this emission unit:** E-2229; S-248

Provide a description of the emission unit (type, method of operation, design parameters, etc.):

Agitated Reactor

Manufacturer:	**Model number:**	**Serial number:**
In House	NA	NA
Construction date:	**Installation date:**	**Modification date(s):**

Design Capacity (examples: furnaces - tons/hr, tanks - gallons):

Maximum Hourly Throughput:	**Maximum Annual Throughput:**	**Maximum Operating Schedule:**
See Potential Emissions estimation method		8760

Fuel Usage Data **(fill out all applicable fields)**

Does this emission unit combust fuel? ___ Yes ___X No	**If yes, is it?** ___ Indirect Fired ___ Direct Fired
Maximum design heat input and/or maximum horsepower rating:	**Type and Btu/hr rating of burners:**

List the primary fuel type(s) and if applicable, the secondary fuel type(s). For each fuel type listed, provide the maximum hourly and annual fuel usage for each.

Describe each fuel expected to be used during the term of the permit.

Fuel Type	Max. Sulfur Content	Max. Ash Content	BTU Value

Emissions Data ***A-515***

Criteria Pollutants	Potential Emissions	
	PPH	TPY
Carbon Monoxide (CO)		
Nitrogen Oxides (NO_X)		
Lead (Pb)		
Particulate Matter ($PM_{2.5}$)		
Particulate Matter (PM_{10})		
Total Particulate Matter (TSP)		
Sulfur Dioxide (SO_2)		
Volatile Organic Compounds (VOC)		

Hazardous Air Pollutants	Potential Emissions	
	PPH	TPY

Regulated Pollutants other than Criteria and HAP	Potential Emissions	
	PPH	TPY

List the method(s) used to calculate the potential emissions (include dates of any stack tests conducted, versions of software used, source and dates of emission factors, etc.).

Emissions from this Emission Group are assigned to the major emitting process equipment. Emissions are calculated assuming 8760 hours of operation for most equipment. Emergency equipment emissions are based on 500 hours per year. Highest emitting products were chosen for each emission group, utilizing MON MACT standard batch requirements when appropriate. For tanks the highest throughput in the last three years was increased three times. This was the basis for the PTE. Emissions were calculated using ChemCAD, Essential EHS, Emission Master and/or other appropriate emission estimation models or calculation methodologies (USEPA's TANKS 4.0, WATER9, etc.). Methods take into account stack test results as appropriate.

Applicable Requirements ***A-515***

List all applicable requirements for this emission unit. For each applicable requirement, include the underlying rule/regulation citation and/or construction permit with the condition number. (*Note: Title V permit condition numbers alone are not the underlying applicable requirements*). If an emission limit is calculated based on the type of source and design capacity or if a standard is based on a design parameter, this information should also be included.

Emission Limits - 6.1.6, 6.1.17, 6.1.18, 6.1.19, ; 45CSR13 Permit R13-2180 4.1.1, ; 45CSR34, ; 40CFR63 Subpart FFFF,

Opacity Limits - NA

Operational Limits - 6.1.20, 6.1.22, 6.1.23, 6.1.24, ; ; ; 40CFR63 Subpart FFFF,

X Permit Shield

For all applicable requirements listed above, provide monitoring/testing/recordkeeping/reporting which shall be used to demonstrate compliance. If the method is based on a permit or rule, include the condition number or citation. (Note: Each requirement listed above must have an associated method of demonstrating compliance. If there is not already a required method in place, then a method must be proposed.)

Emission Limits - NA, ;

Opacity Limits - NA;

Operational Limits - 6.1.7, ; 45CSR13 R13-2180 4.1.3,; 45CSR34,; 40CFR63 Subpart FFFF,

Are you in compliance with all applicable requirements for this emission unit? X Yes ___No

If no, complete the **Schedule of Compliance Form** as **ATTACHMENT F**.

ATTACHMENT E - Emission Unit Form

Emission Unit Description		*Emission Group 307*
Emission unit ID number: C-116	**Emission unit name:** Vacuum Pump	**List any control devices associated with this emission unit:** E-2229; S-248

Provide a description of the emission unit (type, method of operation, design parameters, etc.):

Vacuum Pump

Manufacturer:	**Model number:**	**Serial number:**
In House	NA	NA
Construction date:	**Installation date:**	**Modification date(s):**

Design Capacity (examples: furnaces - tons/hr, tanks - gallons):

Maximum Hourly Throughput:	**Maximum Annual Throughput:**	**Maximum Operating Schedule:**
See Potential Emissions estimation method		8760

Fuel Usage Data **(fill out all applicable fields)**

Does this emission unit combust fuel? ___ Yes ___X No	**If yes, is it?** ___ Indirect Fired ___ Direct Fired
Maximum design heat input and/or maximum horsepower rating:	**Type and Btu/hr rating of burners:**

List the primary fuel type(s) and if applicable, the secondary fuel type(s). For each fuel type listed, provide the maximum hourly and annual fuel usage for each.

Describe each fuel expected to be used during the term of the permit.

Fuel Type	Max. Sulfur Content	Max. Ash Content	BTU Value

Emissions Data ***C-116***

Criteria Pollutants	Potential Emissions	
	PPH	TPY
Carbon Monoxide (CO)		
Nitrogen Oxides (NO_X)		
Lead (Pb)		
Particulate Matter ($PM_{2.5}$)		
Particulate Matter (PM_{10})		
Total Particulate Matter (TSP)		
Sulfur Dioxide (SO_2)		
Volatile Organic Compounds (VOC)		

Hazardous Air Pollutants	Potential Emissions	
	PPH	TPY

Regulated Pollutants other than Criteria and HAP	Potential Emissions	
	PPH	TPY

List the method(s) used to calculate the potential emissions (include dates of any stack tests conducted, versions of software used, source and dates of emission factors, etc.).

Emissions from this Emission Group are assigned to the major emitting process equipment. Emissions are calculated assuming 8760 hours of operation for most equipment. Emergency equipment emissions are based on 500 hours per year. Highest emitting products were chosen for each emission group, utilizing MON MACT standard batch requirements when appropriate. For tanks the highest throughput in the last three years was increased three times. This was the basis for the PTE. Emissions were calculated using ChemCAD, Essential EHS, Emission Master and/or other appropriate emission estimation models or calculation methodologies (USEPA's TANKS 4.0, WATER9, etc.). Methods take into account stack test results as appropriate.

Applicable Requirements ***C-116***

List all applicable requirements for this emission unit. For each applicable requirement, include the underlying rule/regulation citation and/or construction permit with the condition number. (*Note: Title V permit condition numbers alone are not the underlying applicable requirements*). If an emission limit is calculated based on the type of source and design capacity or if a standard is based on a design parameter, this information should also be included.

Emission Limits - 6.1.6, 6.1.17, 6.1.18, 6.1.19, ; 45CSR13 Permit R13-2180 4.1.1, ; 45CSR34, ; 40CFR63 Subpart FFFF,

Opacity Limits - NA

Operational Limits - 6.1.20, 6.1.22, 6.1.23, 6.1.24, ; ; ; 40CFR63 Subpart FFFF,

X Permit Shield

For all applicable requirements listed above, provide monitoring/testing/recordkeeping/reporting which shall be used to demonstrate compliance. If the method is based on a permit or rule, include the condition number or citation. (Note: Each requirement listed above must have an associated method of demonstrating compliance. If there is not already a required method in place, then a method must be proposed.)

Emission Limits - NA, ;

Opacity Limits - NA;

Operational Limits - 6.1.7, ; 45CSR13 R13-2180 4.1.3,; 45CSR34,; 40CFR63 Subpart FFFF,

Are you in compliance with all applicable requirements for this emission unit? X Yes ___No

If no, complete the **Schedule of Compliance Form** as **ATTACHMENT F**.

ATTACHMENT E - Emission Unit Form

Emission Unit Description		*Emission Group 307*
Emission unit ID number: C-558	**Emission unit name:** Vacuum Pump	**List any control devices associated with this emission unit:** E-2229; S-248
Provide a description of the emission unit (type, method of operation, design parameters, etc.): Vacuum Pump		
Manufacturer: In House	**Model number:** NA	**Serial number:** NA
Construction date:	**Installation date:**	**Modification date(s):**
Design Capacity (examples: furnaces - tons/hr, tanks - gallons):		
Maximum Hourly Throughput: See Potential Emissions estimation method	**Maximum Annual Throughput:**	**Maximum Operating Schedule:** 8760
Fuel Usage Data **(fill out all applicable fields)**		
Does this emission unit combust fuel? ___ Yes ___X No		**If yes, is it?** ___ Indirect Fired ___ Direct Fired
Maximum design heat input and/or maximum horsepower rating:		**Type and Btu/hr rating of burners:**
List the primary fuel type(s) and if applicable, the secondary fuel type(s). For each fuel type listed, provide the maximum hourly and annual fuel usage for each.		

Describe each fuel expected to be used during the term of the permit.

Fuel Type	Max. Sulfur Content	Max. Ash Content	BTU Value

Emissions Data ***C-558***

Criteria Pollutants	Potential Emissions	
	PPH	TPY
Carbon Monoxide (CO)		
Nitrogen Oxides (NO_X)		
Lead (Pb)		
Particulate Matter ($PM_{2.5}$)		
Particulate Matter (PM_{10})		
Total Particulate Matter (TSP)		
Sulfur Dioxide (SO_2)		
Volatile Organic Compounds (VOC)		

Hazardous Air Pollutants	Potential Emissions	
	PPH	TPY

Regulated Pollutants other than Criteria and HAP	Potential Emissions	
	PPH	TPY

List the method(s) used to calculate the potential emissions (include dates of any stack tests conducted, versions of software used, source and dates of emission factors, etc.).

Emissions from this Emission Group are assigned to the major emitting process equipment. Emissions are calculated assuming 8760 hours of operation for most equipment. Emergency equipment emissions are based on 500 hours per year. Highest emitting products were chosen for each emission group, utilizing MON MACT standard batch requirements when appropriate. For tanks the highest throughput in the last three years was increased three times. This was the basis for the PTE. Emissions were calculated using ChemCAD, Essential EHS, Emission Master and/or other appropriate emission estimation models or calculation methodologies (USEPA's TANKS 4.0, WATER9, etc.). Methods take into account stack test results as appropriate.

Applicable Requirements ***C-558***

List all applicable requirements for this emission unit. For each applicable requirement, include the underlying rule/regulation citation and/or construction permit with the condition number. (*Note: Title V permit condition numbers alone are not the underlying applicable requirements*). If an emission limit is calculated based on the type of source and design capacity or if a standard is based on a design parameter, this information should also be included.

Emission Limits - 6.1.6, 6.1.17, 6.1.18, 6.1.19, ; 45CSR13 Permit R13-2180 4.1.1, ; 45CSR34, ; 40CFR63 Subpart FFFF,

Opacity Limits - NA

Operational Limits - 6.1.20, 6.1.22, 6.1.23, 6.1.24, ; ; ; 40CFR63 Subpart FFFF,

X Permit Shield

For all applicable requirements listed above, provide monitoring/testing/recordkeeping/reporting which shall be used to demonstrate compliance. If the method is based on a permit or rule, include the condition number or citation. (Note: Each requirement listed above must have an associated method of demonstrating compliance. If there is not already a required method in place, then a method must be proposed.)

Emission Limits - NA, ;

Opacity Limits - NA;

Operational Limits - 6.1.7, ; 45CSR13 R13-2180 4.1.3,; 45CSR34,; 40CFR63 Subpart FFFF,

Are you in compliance with all applicable requirements for this emission unit? X Yes ___No

If no, complete the **Schedule of Compliance Form** as **ATTACHMENT F**.

ATTACHMENT E - Emission Unit Form

Emission Unit Description		*Emission Group 307*
Emission unit ID number: E-531	**Emission unit name:** Wiped Film Evaporator	**List any control devices associated with this emission unit:** E-2229; S-248

Provide a description of the emission unit (type, method of operation, design parameters, etc.):

Wiped Film Evaporator

Manufacturer:	**Model number:**	**Serial number:**
In House	NA	NA
Construction date:	**Installation date:**	**Modification date(s):**

Design Capacity (examples: furnaces - tons/hr, tanks - gallons):

Maximum Hourly Throughput:	**Maximum Annual Throughput:**	**Maximum Operating Schedule:**
See Potential Emissions estimation method		8760

Fuel Usage Data **(fill out all applicable fields)**

Does this emission unit combust fuel? ___ Yes ___X No	**If yes, is it?** ___ Indirect Fired ___ Direct Fired
Maximum design heat input and/or maximum horsepower rating:	**Type and Btu/hr rating of burners:**

List the primary fuel type(s) and if applicable, the secondary fuel type(s). For each fuel type listed, provide the maximum hourly and annual fuel usage for each.

Describe each fuel expected to be used during the term of the permit.

Fuel Type	Max. Sulfur Content	Max. Ash Content	BTU Value

Emissions Data ***E-531***

Criteria Pollutants	Potential Emissions	
	PPH	TPY
Carbon Monoxide (CO)		
Nitrogen Oxides (NO_X)		
Lead (Pb)		
Particulate Matter ($PM_{2.5}$)		
Particulate Matter (PM_{10})		
Total Particulate Matter (TSP)		
Sulfur Dioxide (SO_2)		
Volatile Organic Compounds (VOC)		

Hazardous Air Pollutants	Potential Emissions	
	PPH	TPY

Regulated Pollutants other than Criteria and HAP	Potential Emissions	
	PPH	TPY

List the method(s) used to calculate the potential emissions (include dates of any stack tests conducted, versions of software used, source and dates of emission factors, etc.).

Emissions from this Emission Group are assigned to the major emitting process equipment. Emissions are calculated assuming 8760 hours of operation for most equipment. Emergency equipment emissions are based on 500 hours per year. Highest emitting products were chosen for each emission group, utilizing MON MACT standard batch requirements when appropriate. For tanks the highest throughput in the last three years was increased three times. This was the basis for the PTE. Emissions were calculated using ChemCAD, Essential EHS, Emission Master and/or other appropriate emission estimation models or calculation methodologies (USEPA's TANKS 4.0, WATER9, etc.). Methods take into account stack test results as appropriate.

Applicable Requirements ***E-531***

List all applicable requirements for this emission unit. For each applicable requirement, include the underlying rule/regulation citation and/or construction permit with the condition number. (*Note: Title V permit condition numbers alone are not the underlying applicable requirements*). If an emission limit is calculated based on the type of source and design capacity or if a standard is based on a design parameter, this information should also be included.

Emission Limits - 6.1.6, 6.1.17, 6.1.18, 6.1.19, ; 45CSR13 Permit R13-2180 4.1.1, ; 45CSR34, ; 40CFR63 Subpart FFFF,

Opacity Limits - NA

Operational Limits - 6.1.20, 6.1.22, 6.1.23, 6.1.24, ; ; ; 40CFR63 Subpart FFFF,

X Permit Shield

For all applicable requirements listed above, provide monitoring/testing/recordkeeping/reporting which shall be used to demonstrate compliance. If the method is based on a permit or rule, include the condition number or citation. (Note: Each requirement listed above must have an associated method of demonstrating compliance. If there is not already a required method in place, then a method must be proposed.)

Emission Limits - NA, ;

Opacity Limits - NA;

Operational Limits - 6.1.7, ; 45CSR13 R13-2180 4.1.3,; 45CSR34,; 40CFR63 Subpart FFFF,

Are you in compliance with all applicable requirements for this emission unit? X Yes ___No

If no, complete the **Schedule of Compliance Form** as **ATTACHMENT F**.

ATTACHMENT E - Emission Unit Form

Emission Unit Description		*Emission Group 307*
Emission unit ID number: E-572	**Emission unit name:** Wiped Film Evaporator	**List any control devices associated with this emission unit:** E-2229; S-248

Provide a description of the emission unit (type, method of operation, design parameters, etc.):

Wiped Film Evaporator

Manufacturer:	**Model number:**	**Serial number:**
In House	NA	NA
Construction date:	**Installation date:**	**Modification date(s):**

Design Capacity (examples: furnaces - tons/hr, tanks - gallons):

Maximum Hourly Throughput:	**Maximum Annual Throughput:**	**Maximum Operating Schedule:**
See Potential Emissions estimation method		8760

Fuel Usage Data **(fill out all applicable fields)**

Does this emission unit combust fuel? ___ Yes ___X No	**If yes, is it?** ___ Indirect Fired ___ Direct Fired
Maximum design heat input and/or maximum horsepower rating:	**Type and Btu/hr rating of burners:**

List the primary fuel type(s) and if applicable, the secondary fuel type(s). For each fuel type listed, provide the maximum hourly and annual fuel usage for each.

Describe each fuel expected to be used during the term of the permit.

Fuel Type	Max. Sulfur Content	Max. Ash Content	BTU Value

Emissions Data ***E-572***

Criteria Pollutants	Potential Emissions	
	PPH	TPY
Carbon Monoxide (CO)		
Nitrogen Oxides (NO_X)		
Lead (Pb)		
Particulate Matter ($PM_{2.5}$)		
Particulate Matter (PM_{10})		
Total Particulate Matter (TSP)		
Sulfur Dioxide (SO_2)		
Volatile Organic Compounds (VOC)		

Hazardous Air Pollutants	Potential Emissions	
	PPH	TPY

Regulated Pollutants other than Criteria and HAP	Potential Emissions	
	PPH	TPY

List the method(s) used to calculate the potential emissions (include dates of any stack tests conducted, versions of software used, source and dates of emission factors, etc.).

Emissions from this Emission Group are assigned to the major emitting process equipment. Emissions are calculated assuming 8760 hours of operation for most equipment. Emergency equipment emissions are based on 500 hours per year. Highest emitting products were chosen for each emission group, utilizing MON MACT standard batch requirements when appropriate. For tanks the highest throughput in the last three years was increased three times. This was the basis for the PTE. Emissions were calculated using ChemCAD, Essential EHS, Emission Master and/or other appropriate emission estimation models or calculation methodologies (USEPA's TANKS 4.0, WATER9, etc.). Methods take into account stack test results as appropriate.

Applicable Requirements ***E-572***

List all applicable requirements for this emission unit. For each applicable requirement, include the underlying rule/regulation citation and/or construction permit with the condition number. (*Note: Title V permit condition numbers alone are not the underlying applicable requirements*). If an emission limit is calculated based on the type of source and design capacity or if a standard is based on a design parameter, this information should also be included.

Emission Limits - 6.1.6, 6.1.17, 6.1.18, 6.1.19, ; 45CSR13 Permit R13-2180 4.1.1, ; 45CSR34, ; 40CFR63 Subpart FFFF,

Opacity Limits - NA

Operational Limits - 6.1.20, 6.1.22, 6.1.23, 6.1.24, ; ; ; 40CFR63 Subpart FFFF,

X Permit Shield

For all applicable requirements listed above, provide monitoring/testing/recordkeeping/reporting which shall be used to demonstrate compliance. If the method is based on a permit or rule, include the condition number or citation. (Note: Each requirement listed above must have an associated method of demonstrating compliance. If there is not already a required method in place, then a method must be proposed.)

Emission Limits - NA, ;

Opacity Limits - NA;

Operational Limits - 6.1.7, ; 45CSR13 R13-2180 4.1.3,; 45CSR34,; 40CFR63 Subpart FFFF,

Are you in compliance with all applicable requirements for this emission unit? X Yes ___No

If no, complete the **Schedule of Compliance Form** as **ATTACHMENT F**.

ATTACHMENT E - Emission Unit Form

Emission Unit Description		*Emission Group 307*
Emission unit ID number: E-1455	**Emission unit name:** Coalescer	**List any control devices associated with this emission unit:** E-2229; S-248

Provide a description of the emission unit (type, method of operation, design parameters, etc.):

Coalescer

Manufacturer:	**Model number:**	**Serial number:**
In House	NA	NA
Construction date:	**Installation date:**	**Modification date(s):**

Design Capacity (examples: furnaces - tons/hr, tanks - gallons):

Maximum Hourly Throughput:	**Maximum Annual Throughput:**	**Maximum Operating Schedule:**
See Potential Emissions estimation method		8760

Fuel Usage Data **(fill out all applicable fields)**

Does this emission unit combust fuel? ___ Yes ___X No	**If yes, is it?** ___ Indirect Fired ___ Direct Fired
Maximum design heat input and/or maximum horsepower rating:	**Type and Btu/hr rating of burners:**

List the primary fuel type(s) and if applicable, the secondary fuel type(s). For each fuel type listed, provide the maximum hourly and annual fuel usage for each.

Describe each fuel expected to be used during the term of the permit.

Fuel Type	Max. Sulfur Content	Max. Ash Content	BTU Value

Emissions Data	***E-1455***	
Criteria Pollutants	Potential Emissions	
	PPH	TPY
Carbon Monoxide (CO)		
Nitrogen Oxides (NO_X)		
Lead (Pb)		
Particulate Matter ($PM_{2.5}$)		
Particulate Matter (PM_{10})		
Total Particulate Matter (TSP)		
Sulfur Dioxide (SO_2)		
Volatile Organic Compounds (VOC)		
Hazardous Air Pollutants	Potential Emissions	
	PPH	TPY
Regulated Pollutants other than Criteria and HAP	Potential Emissions	
	PPH	TPY

List the method(s) used to calculate the potential emissions (include dates of any stack tests conducted, versions of software used, source and dates of emission factors, etc.).

Emissions from this Emission Group are assigned to the major emitting process equipment. Emissions are calculated assuming 8760 hours of operation for most equipment. Emergency equipment emissions are based on 500 hours per year. Highest emitting products were chosen for each emission group, utilizing MON MACT standard batch requirements when appropriate. For tanks the highest throughput in the last three years was increased three times. This was the basis for the PTE. Emissions were calculated using ChemCAD, Essential EHS, Emission Master and/or other appropriate emission estimation models or calculation methodologies (USEPA's TANKS 4.0, WATER9, etc.). Methods take into account stack test results as appropriate.

Applicable Requirements ***E-1455***

List all applicable requirements for this emission unit. For each applicable requirement, include the underlying rule/regulation citation and/or construction permit with the condition number. (*Note: Title V permit condition numbers alone are not the underlying applicable requirements*). If an emission limit is calculated based on the type of source and design capacity or if a standard is based on a design parameter, this information should also be included.

Emission Limits - 6.1.6, 6.1.17, 6.1.18, 6.1.19, ; 45CSR13 Permit R13-2180 4.1.1, ; 45CSR34, ; 40CFR63 Subpart FFFF,

Opacity Limits - NA

Operational Limits - 6.1.20, 6.1.22, 6.1.23, 6.1.24, ; ; ; 40CFR63 Subpart FFFF,

X Permit Shield

For all applicable requirements listed above, provide monitoring/testing/recordkeeping/reporting which shall be used to demonstrate compliance. If the method is based on a permit or rule, include the condition number or citation. (Note: Each requirement listed above must have an associated method of demonstrating compliance. If there is not already a required method in place, then a method must be proposed.)

Emission Limits - NA, ;

Opacity Limits - NA;

Operational Limits - 6.1.7, ; 45CSR13 R13-2180 4.1.3,; 45CSR34,; 40CFR63 Subpart FFFF,

Are you in compliance with all applicable requirements for this emission unit? X Yes ___No

If no, complete the **Schedule of Compliance Form** as **ATTACHMENT F**.

ATTACHMENT E - Emission Unit Form

Emission Unit Description		*Emission Group 307*
Emission unit ID number: E-2229	**Emission unit name:** Thermal Oxidizer	**List any control devices associated with this emission unit:** S-248

Provide a description of the emission unit (type, method of operation, design parameters, etc.):

Thermal Oxidizer

Manufacturer: SE Technologies	**Model number:**	**Serial number:**
Construction date:	**Installation date:**	**Modification date(s):**

Design Capacity (examples: furnaces - tons/hr, tanks - gallons):

Maximum Hourly Throughput: See Potential Emissions estimation method	**Maximum Annual Throughput:**	**Maximum Operating Schedule:** 8760

Fuel Usage Data **(fill out all applicable fields)**

Does this emission unit combust fuel? ___X Yes ___ No	**If yes, is it?** ___ Indirect Fired X__ Direct Fired
Maximum design heat input and/or maximum horsepower rating:	**Type and Btu/hr rating of burners:**

List the primary fuel type(s) and if applicable, the secondary fuel type(s). For each fuel type listed, provide the maximum hourly and annual fuel usage for each.

Describe each fuel expected to be used during the term of the permit.

Fuel Type	Max. Sulfur Content	Max. Ash Content	BTU Value
Natural Gas	NA	NA	1020 Btu/scf

Emissions Data ***E-2229***

Criteria Pollutants	Potential Emissions	
	PPH	TPY
Carbon Monoxide (CO)	0.04	0.16
Nitrogen Oxides (NO_X)	0.04	0.19
Lead (Pb)		
Particulate Matter ($PM_{2.5}$)		
Particulate Matter (PM_{10})		
Total Particulate Matter (TSP)		
Sulfur Dioxide (SO_2)		
Volatile Organic Compounds (VOC)		

Hazardous Air Pollutants	Potential Emissions	
	PPH	TPY

Regulated Pollutants other than Criteria and HAP	Potential Emissions	
	PPH	TPY

List the method(s) used to calculate the potential emissions (include dates of any stack tests conducted, versions of software used, source and dates of emission factors, etc.).

Emissions from this Emission Group are assigned to the major emitting process equipment. Emissions are calculated assuming 8760 hours of operation for most equipment. Emergency equipment emissions are based on 500 hours per year. Highest emitting products were chosen for each emission group, utilizing MON MACT standard batch requirements when appropriate. For tanks the highest throughput in the last three years was increased three times. This was the basis for the PTE. Emissions were calculated using ChemCAD, Essential EHS, Emission Master and/or other appropriate emission estimation models or calculation methodologies (USEPA's TANKS 4.0, WATER9, etc.). Methods take into account stack test results as appropriate.

Applicable Requirements ***E-2229***

List all applicable requirements for this emission unit. For each applicable requirement, include the underlying rule/regulation citation and/or construction permit with the condition number. (*Note: Title V permit condition numbers alone are not the underlying applicable requirements*). If an emission limit is calculated based on the type of source and design capacity or if a standard is based on a design parameter, this information should also be included.

Emission Limits - 6.1.14, ; 45CSR13 Permit R13-2180 4.1.7, ; 45CSR6-4.1, ;

Opacity Limits - 6.1.14; 4.1.7; 45CSR6-4.3;

Operational Limits - 6.1.20, 6.1.22, 6.1.23, 6.1.24, ; ; ; 40CFR63 Subpart FFFF,

X Permit Shield

For all applicable requirements listed above, provide monitoring/testing/recordkeeping/reporting which shall be used to demonstrate compliance. If the method is based on a permit or rule, include the condition number or citation. (Note: Each requirement listed above must have an associated method of demonstrating compliance. If there is not already a required method in place, then a method must be proposed.)

Emission Limits - NA, ;

Opacity Limits - NA;

Operational Limits - 6.1.7, ; 45CSR13 Permit 13-2806 4.1.3,; 45CSR34,; 40CFR63 Subpart FFFF,

Are you in compliance with all applicable requirements for this emission unit? X Yes ___No

If no, complete the **Schedule of Compliance Form** as **ATTACHMENT F**.

ATTACHMENT E - Emission Unit Form

Emission Unit Description		*Emission Group 307*
Emission unit ID number: H-494	**Emission unit name:** Heat Exchanger	**List any control devices associated with this emission unit:** E-2229; S-248
Provide a description of the emission unit (type, method of operation, design parameters, etc.): Heat Exchanger		
Manufacturer: In House	**Model number:** NA	**Serial number:** NA
Construction date:	**Installation date:**	**Modification date(s):**
Design Capacity (examples: furnaces - tons/hr, tanks - gallons):		
Maximum Hourly Throughput: See Potential Emissions estimation method	**Maximum Annual Throughput:**	**Maximum Operating Schedule:** 8760
Fuel Usage Data **(fill out all applicable fields)**		
Does this emission unit combust fuel? ___ Yes ___X No		**If yes, is it?** ___ Indirect Fired ___ Direct Fired
Maximum design heat input and/or maximum horsepower rating:		**Type and Btu/hr rating of burners:**
List the primary fuel type(s) and if applicable, the secondary fuel type(s). For each fuel type listed, provide the maximum hourly and annual fuel usage for each.		

Describe each fuel expected to be used during the term of the permit.

Fuel Type	Max. Sulfur Content	Max. Ash Content	BTU Value

Emissions Data ***H-494***

Criteria Pollutants	Potential Emissions	
	PPH	TPY
Carbon Monoxide (CO)		
Nitrogen Oxides (NO_X)		
Lead (Pb)		
Particulate Matter ($PM_{2.5}$)		
Particulate Matter (PM_{10})		
Total Particulate Matter (TSP)		
Sulfur Dioxide (SO_2)		
Volatile Organic Compounds (VOC)		

Hazardous Air Pollutants	Potential Emissions	
	PPH	TPY

Regulated Pollutants other than Criteria and HAP	Potential Emissions	
	PPH	TPY

List the method(s) used to calculate the potential emissions (include dates of any stack tests conducted, versions of software used, source and dates of emission factors, etc.).

Emissions from this Emission Group are assigned to the major emitting process equipment. Emissions are calculated assuming 8760 hours of operation for most equipment. Emergency equipment emissions are based on 500 hours per year. Highest emitting products were chosen for each emission group, utilizing MON MACT standard batch requirements when appropriate. For tanks the highest throughput in the last three years was increased three times. This was the basis for the PTE. Emissions were calculated using ChemCAD, Essential EHS, Emission Master and/or other appropriate emission estimation models or calculation methodologies (USEPA's TANKS 4.0, WATER9, etc.). Methods take into account stack test results as appropriate.

Applicable Requirements ***H-494***

List all applicable requirements for this emission unit. For each applicable requirement, include the underlying rule/regulation citation and/or construction permit with the condition number. (*Note: Title V permit condition numbers alone are not the underlying applicable requirements*). If an emission limit is calculated based on the type of source and design capacity or if a standard is based on a design parameter, this information should also be included.

Emission Limits - 6.1.6, 6.1.17, 6.1.18, 6.1.19, ; 45CSR13 Permit R13-2180 4.1.1, ; 45CSR34, ; 40CFR63 Subpart FFFF,

Opacity Limits - NA

Operational Limits - 6.1.20, 6.1.22, 6.1.23, 6.1.24, ; ; ; 40CFR63 Subpart FFFF,

X Permit Shield

For all applicable requirements listed above, provide monitoring/testing/recordkeeping/reporting which shall be used to demonstrate compliance. If the method is based on a permit or rule, include the condition number or citation. (Note: Each requirement listed above must have an associated method of demonstrating compliance. If there is not already a required method in place, then a method must be proposed.)

Emission Limits - NA, ;

Opacity Limits - NA;

Operational Limits - 6.1.7, ; 45CSR13 R13-2180 4.1.3,; 45CSR34,; 40CFR63 Subpart FFFF,

Are you in compliance with all applicable requirements for this emission unit? X Yes ___No

If no, complete the **Schedule of Compliance Form** as **ATTACHMENT F**.

ATTACHMENT E - Emission Unit Form

Emission Unit Description		*Emission Group 307*
Emission unit ID number: T-483	**Emission unit name:** Tank	**List any control devices associated with this emission unit:** NONE

Provide a description of the emission unit (type, method of operation, design parameters, etc.):

Tank

Manufacturer: In House	**Model number:** NA	**Serial number:** NA
Construction date: 1965	**Installation date:**	**Modification date(s):**

Design Capacity (examples: furnaces - tons/hr, tanks - gallons):

<20,000

Maximum Hourly Throughput: See Potential Emissions estimation method	**Maximum Annual Throughput:**	**Maximum Operating Schedule:** 8760

Fuel Usage Data **(fill out all applicable fields)**

Does this emission unit combust fuel? ___ Yes ___X No	**If yes, is it?** ___ Indirect Fired ___ Direct Fired
Maximum design heat input and/or maximum horsepower rating:	**Type and Btu/hr rating of burners:**

List the primary fuel type(s) and if applicable, the secondary fuel type(s). For each fuel type listed, provide the maximum hourly and annual fuel usage for each.

Describe each fuel expected to be used during the term of the permit.

Fuel Type	Max. Sulfur Content	Max. Ash Content	BTU Value

Emissions Data ***T-483***

Criteria Pollutants	Potential Emissions	
	PPH	TPY
Carbon Monoxide (CO)		
Nitrogen Oxides (NO_X)		
Lead (Pb)		
Particulate Matter ($PM_{2.5}$)		
Particulate Matter (PM_{10})		
Total Particulate Matter (TSP)		
Sulfur Dioxide (SO_2)		
Volatile Organic Compounds (VOC)	0.48	2.10

Hazardous Air Pollutants	Potential Emissions	
	PPH	TPY
Methanol	0.48	2.10

Regulated Pollutants other than Criteria and HAP	Potential Emissions	
	PPH	TPY

List the method(s) used to calculate the potential emissions (include dates of any stack tests conducted, versions of software used, source and dates of emission factors, etc.).

Emissions from this Emission Group are assigned to the major emitting process equipment. Emissions are calculated assuming 8760 hours of operation for most equipment. Emergency equipment emissions are based on 500 hours per year. Highest emitting products were chosen for each emission group, utilizing MON MACT standard batch requirements when appropriate. For tanks the highest throughput in the last three years was increased three times. This was the basis for the PTE. Emissions were calculated using ChemCAD, Essential EHS, Emission Master and/or other appropriate emission estimation models or calculation methodologies (USEPA's TANKS 4.0, WATER9, etc.). Methods take into account stack test results as appropriate.

Applicable Requirements ***T-483***

List all applicable requirements for this emission unit. For each applicable requirement, include the underlying rule/regulation citation and/or construction permit with the condition number. (*Note: Title V permit condition numbers alone are not the underlying applicable requirements*). If an emission limit is calculated based on the type of source and design capacity or if a standard is based on a design parameter, this information should also be included.

Emission Limits - 6.1.17, 6.1.18, 6.1.19, ; ; 45CSR34, ; 40CFR63 Subpart FFFF,

Opacity Limits - NA

Operational Limits - 6.1.20, 6.1.22, 6.1.23, 6.1.24, ; ; 45CSR34, ; 40CFR63 Subpart FFFF,

X Permit Shield

For all applicable requirements listed above, provide monitoring/testing/recordkeeping/reporting which shall be used to demonstrate compliance. If the method is based on a permit or rule, include the condition number or citation. (Note: Each requirement listed above must have an associated method of demonstrating compliance. If there is not already a required method in place, then a method must be proposed.)

Emission Limits - NA, ;

Opacity Limits - NA;

Operational Limits - 6.1.7, ; 4.1.3, ; 45CSR34,; 40CFR63 Subpart FFFF,

Are you in compliance with all applicable requirements for this emission unit? X Yes ___No

If no, complete the **Schedule of Compliance Form** as **ATTACHMENT F**.

ATTACHMENT E - Emission Unit Form

Emission Unit Description		*Emission Group 307*
Emission unit ID number: T-485	**Emission unit name:** Tank	**List any control devices associated with this emission unit:** NONE

Provide a description of the emission unit (type, method of operation, design parameters, etc.):

Tank

Manufacturer:	**Model number:**	**Serial number:**
In House	NA	NA
Construction date: 1965	**Installation date:**	**Modification date(s):**

Design Capacity (examples: furnaces - tons/hr, tanks - gallons):

<20,000

Maximum Hourly Throughput:	**Maximum Annual Throughput:**	**Maximum Operating Schedule:**
See Potential Emissions estimation method		8760

Fuel Usage Data **(fill out all applicable fields)**

Does this emission unit combust fuel? ___ Yes ___X No	**If yes, is it?** ___ Indirect Fired ___ Direct Fired
Maximum design heat input and/or maximum horsepower rating:	**Type and Btu/hr rating of burners:**

List the primary fuel type(s) and if applicable, the secondary fuel type(s). For each fuel type listed, provide the maximum hourly and annual fuel usage for each.

Describe each fuel expected to be used during the term of the permit.

Fuel Type	Max. Sulfur Content	Max. Ash Content	BTU Value

Emissions Data	***T-485***	
Criteria Pollutants	Potential Emissions	
	PPH	TPY
Carbon Monoxide (CO)		
Nitrogen Oxides (NO_X)		
Lead (Pb)		
Particulate Matter ($PM_{2.5}$)		
Particulate Matter (PM_{10})		
Total Particulate Matter (TSP)		
Sulfur Dioxide (SO_2)		
Volatile Organic Compounds (VOC)	0.14	0.60
Hazardous Air Pollutants	Potential Emissions	
	PPH	TPY
Methanol	0.14	0.60
Regulated Pollutants other than Criteria and HAP	Potential Emissions	
	PPH	TPY

List the method(s) used to calculate the potential emissions (include dates of any stack tests conducted, versions of software used, source and dates of emission factors, etc.).

Emissions from this Emission Group are assigned to the major emitting process equipment. Emissions are calculated assuming 8760 hours of operation for most equipment. Emergency equipment emissions are based on 500 hours per year. Highest emitting products were chosen for each emission group, utilizing MON MACT standard batch requirements when appropriate. For tanks the highest throughput in the last three years was increased three times. This was the basis for the PTE. Emissions were calculated using ChemCAD, Essential EHS, Emission Master and/or other appropriate emission estimation models or calculation methodologies (USEPA's TANKS 4.0, WATER9, etc.). Methods take into account stack test results as appropriate.

Applicable Requirements ***T-485***

List all applicable requirements for this emission unit. For each applicable requirement, include the underlying rule/regulation citation and/or construction permit with the condition number. (*Note: Title V permit condition numbers alone are not the underlying applicable requirements*). If an emission limit is calculated based on the type of source and design capacity or if a standard is based on a design parameter, this information should also be included.

Emission Limits - 6.1.17, 6.1.18, 6.1.19, ; ; 45CSR34, ; 40CFR63 Subpart FFFF,

Opacity Limits - NA

Operational Limits - 6.1.20, 6.1.22, 6.1.23, 6.1.24, ; ; 45CSR34, ; 40CFR63 Subpart FFFF,

X Permit Shield

For all applicable requirements listed above, provide monitoring/testing/recordkeeping/reporting which shall be used to demonstrate compliance. If the method is based on a permit or rule, include the condition number or citation. (Note: Each requirement listed above must have an associated method of demonstrating compliance. If there is not already a required method in place, then a method must be proposed.)

Emission Limits - NA, ;

Opacity Limits - NA;

Operational Limits - 6.1.7, ; 4.1.3, ; 45CSR34,; 40CFR63 Subpart FFFF,

Are you in compliance with all applicable requirements for this emission unit? X Yes ___No

If no, complete the **Schedule of Compliance Form** as **ATTACHMENT F**.

ATTACHMENT E - Emission Unit Form

Emission Unit Description		*Emission Group 307*
Emission unit ID number: T-500	**Emission unit name:** Tank	**List any control devices associated with this emission unit:** NONE
Provide a description of the emission unit (type, method of operation, design parameters, etc.): Tank		
Manufacturer: In House	**Model number:** NA	**Serial number:** NA
Construction date: 1966	**Installation date:**	**Modification date(s):**
Design Capacity (examples: furnaces - tons/hr, tanks - gallons): <20,000		
Maximum Hourly Throughput: See Potential Emissions estimation method	**Maximum Annual Throughput:**	**Maximum Operating Schedule:** 8760
Fuel Usage Data **(fill out all applicable fields)**		
Does this emission unit combust fuel? ___ Yes ___X No		**If yes, is it?** ___ Indirect Fired ___ Direct Fired
Maximum design heat input and/or maximum horsepower rating:		**Type and Btu/hr rating of burners:**
List the primary fuel type(s) and if applicable, the secondary fuel type(s). For each fuel type listed, provide the maximum hourly and annual fuel usage for each.		

Describe each fuel expected to be used during the term of the permit.

Fuel Type	Max. Sulfur Content	Max. Ash Content	BTU Value

Emissions Data	***T-500***	
Criteria Pollutants	Potential Emissions	
	PPH	TPY
Carbon Monoxide (CO)		
Nitrogen Oxides (NO_X)		
Lead (Pb)		
Particulate Matter ($PM_{2.5}$)		
Particulate Matter (PM_{10})		
Total Particulate Matter (TSP)		
Sulfur Dioxide (SO_2)		
Volatile Organic Compounds (VOC)		
Hazardous Air Pollutants	Potential Emissions	
	PPH	TPY
Regulated Pollutants other than Criteria and HAP	Potential Emissions	
	PPH	TPY

List the method(s) used to calculate the potential emissions (include dates of any stack tests conducted, versions of software used, source and dates of emission factors, etc.).

Emissions from this Emission Group are assigned to the major emitting process equipment. Emissions are calculated assuming 8760 hours of operation for most equipment. Emergency equipment emissions are based on 500 hours per year. Highest emitting products were chosen for each emission group, utilizing MON MACT standard batch requirements when appropriate. For tanks the highest throughput in the last three years was increased three times. This was the basis for the PTE. Emissions were calculated using ChemCAD, Essential EHS, Emission Master and/or other appropriate emission estimation models or calculation methodologies (USEPA's TANKS 4.0, WATER9, etc.). Methods take into account stack test results as appropriate.

Applicable Requirements ***T-500***

List all applicable requirements for this emission unit. For each applicable requirement, include the underlying rule/regulation citation and/or construction permit with the condition number. (*Note: Title V permit condition numbers alone are not the underlying applicable requirements*). If an emission limit is calculated based on the type of source and design capacity or if a standard is based on a design parameter, this information should also be included.

Emission Limits - 6.1.17, 6.1.18, 6.1.19, ; ; 45CSR34, ; 40CFR63 Subpart FFFF,

Opacity Limits - NA

Operational Limits - 6.1.20, 6.1.22, 6.1.23, 6.1.24, ; ; 45CSR34, ; 40CFR63 Subpart FFFF,

X Permit Shield

For all applicable requirements listed above, provide monitoring/testing/recordkeeping/reporting which shall be used to demonstrate compliance. If the method is based on a permit or rule, include the condition number or citation. (Note: Each requirement listed above must have an associated method of demonstrating compliance. If there is not already a required method in place, then a method must be proposed.)

Emission Limits - NA, ;

Opacity Limits - NA;

Operational Limits - 6.1.7, ; 4.1.3, ; 45CSR34,; 40CFR63 Subpart FFFF,

Are you in compliance with all applicable requirements for this emission unit? X Yes ___No

If no, complete the **Schedule of Compliance Form** as **ATTACHMENT F**.

ATTACHMENT E - Emission Unit Form

Emission Unit Description		*Emission Group 307*
Emission unit ID number: T-677	**Emission unit name:** Tank	**List any control devices associated with this emission unit:** NONE
Provide a description of the emission unit (type, method of operation, design parameters, etc.): Tank		
Manufacturer: In House	**Model number:** NA	**Serial number:** NA
Construction date: 1967	**Installation date:**	**Modification date(s):**
Design Capacity (examples: furnaces - tons/hr, tanks - gallons): <20,000		
Maximum Hourly Throughput: See Potential Emissions estimation method	**Maximum Annual Throughput:**	**Maximum Operating Schedule:** 8760
Fuel Usage Data **(fill out all applicable fields)**		
Does this emission unit combust fuel? ___ Yes ___X No		**If yes, is it?** ___ Indirect Fired ___ Direct Fired
Maximum design heat input and/or maximum horsepower rating:		**Type and Btu/hr rating of burners:**
List the primary fuel type(s) and if applicable, the secondary fuel type(s). For each fuel type listed, provide the maximum hourly and annual fuel usage for each.		

Describe each fuel expected to be used during the term of the permit.

Fuel Type	Max. Sulfur Content	Max. Ash Content	BTU Value

Emissions Data ***T-677***

Criteria Pollutants	Potential Emissions	
	PPH	TPY
Carbon Monoxide (CO)		
Nitrogen Oxides (NO_X)		
Lead (Pb)		
Particulate Matter ($PM_{2.5}$)		
Particulate Matter (PM_{10})		
Total Particulate Matter (TSP)		
Sulfur Dioxide (SO_2)		
Volatile Organic Compounds (VOC)		

Hazardous Air Pollutants	Potential Emissions	
	PPH	TPY

Regulated Pollutants other than Criteria and HAP	Potential Emissions	
	PPH	TPY

List the method(s) used to calculate the potential emissions (include dates of any stack tests conducted, versions of software used, source and dates of emission factors, etc.).

Emissions from this Emission Group are assigned to the major emitting process equipment. Emissions are calculated assuming 8760 hours of operation for most equipment. Emergency equipment emissions are based on 500 hours per year. Highest emitting products were chosen for each emission group, utilizing MON MACT standard batch requirements when appropriate. For tanks the highest throughput in the last three years was increased three times. This was the basis for the PTE. Emissions were calculated using ChemCAD, Essential EHS, Emission Master and/or other appropriate emission estimation models or calculation methodologies (USEPA's TANKS 4.0, WATER9, etc.). Methods take into account stack test results as appropriate.

Applicable Requirements ***T-677***

List all applicable requirements for this emission unit. For each applicable requirement, include the underlying rule/regulation citation and/or construction permit with the condition number. (*Note: Title V permit condition numbers alone are not the underlying applicable requirements*). If an emission limit is calculated based on the type of source and design capacity or if a standard is based on a design parameter, this information should also be included.

Emission Limits - 6.1.17, 6.1.18, 6.1.19, ; ; 45CSR34, ; 40CFR63 Subpart FFFF,

Opacity Limits - NA

Operational Limits - 6.1.20, 6.1.22, 6.1.23, 6.1.24, ; ; 45CSR34, ; 40CFR63 Subpart FFFF,

X Permit Shield

For all applicable requirements listed above, provide monitoring/testing/recordkeeping/reporting which shall be used to demonstrate compliance. If the method is based on a permit or rule, include the condition number or citation. (Note: Each requirement listed above must have an associated method of demonstrating compliance. If there is not already a required method in place, then a method must be proposed.)

Emission Limits - NA, ;

Opacity Limits - NA;

Operational Limits - 6.1.7, ; 4.1.3, ; 45CSR34,; 40CFR63 Subpart FFFF,

Are you in compliance with all applicable requirements for this emission unit? X Yes ___No

If no, complete the **Schedule of Compliance Form** as **ATTACHMENT F**.

ATTACHMENT E - Emission Unit Form

Emission Unit Description		*Emission Group 307*
Emission unit ID number: T-965	**Emission unit name:** Tank	**List any control devices associated with this emission unit:** NONE
Provide a description of the emission unit (type, method of operation, design parameters, etc.): Tank		
Manufacturer: In House	**Model number:** NA	**Serial number:** NA
Construction date: 1973	**Installation date:**	**Modification date(s):**
Design Capacity (examples: furnaces - tons/hr, tanks - gallons): <20,000		
Maximum Hourly Throughput: See Potential Emissions estimation method	**Maximum Annual Throughput:**	**Maximum Operating Schedule:** 8760
Fuel Usage Data **(fill out all applicable fields)**		
Does this emission unit combust fuel? ___ Yes ___X No		**If yes, is it?** ___ Indirect Fired ___ Direct Fired
Maximum design heat input and/or maximum horsepower rating:		**Type and Btu/hr rating of burners:**
List the primary fuel type(s) and if applicable, the secondary fuel type(s). For each fuel type listed, provide the maximum hourly and annual fuel usage for each.		

Describe each fuel expected to be used during the term of the permit.

Fuel Type	Max. Sulfur Content	Max. Ash Content	BTU Value

Emissions Data	***T-965***	
Criteria Pollutants	Potential Emissions	
	PPH	TPY
Carbon Monoxide (CO)		
Nitrogen Oxides (NO_X)		
Lead (Pb)		
Particulate Matter ($PM_{2.5}$)		
Particulate Matter (PM_{10})		
Total Particulate Matter (TSP)		
Sulfur Dioxide (SO_2)		
Volatile Organic Compounds (VOC)		
Hazardous Air Pollutants	Potential Emissions	
	PPH	TPY
Regulated Pollutants other than Criteria and HAP	Potential Emissions	
	PPH	TPY

List the method(s) used to calculate the potential emissions (include dates of any stack tests conducted, versions of software used, source and dates of emission factors, etc.).

Emissions from this Emission Group are assigned to the major emitting process equipment. Emissions are calculated assuming 8760 hours of operation for most equipment. Emergency equipment emissions are based on 500 hours per year. Highest emitting products were chosen for each emission group, utilizing MON MACT standard batch requirements when appropriate. For tanks the highest throughput in the last three years was increased three times. This was the basis for the PTE. Emissions were calculated using ChemCAD, Essential EHS, Emission Master and/or other appropriate emission estimation models or calculation methodologies (USEPA's TANKS 4.0, WATER9, etc.). Methods take into account stack test results as appropriate.

Applicable Requirements ***T-965***

List all applicable requirements for this emission unit. For each applicable requirement, include the underlying rule/regulation citation and/or construction permit with the condition number. (*Note: Title V permit condition numbers alone are not the underlying applicable requirements*). If an emission limit is calculated based on the type of source and design capacity or if a standard is based on a design parameter, this information should also be included.

Emission Limits - 6.1.17, 6.1.18, 6.1.19, ; ; 45CSR34, ; 40CFR63 Subpart FFFF,

Opacity Limits - NA

Operational Limits - 6.1.20, 6.1.22, 6.1.23, 6.1.24, ; ; 45CSR34, ; 40CFR63 Subpart FFFF,

X Permit Shield

For all applicable requirements listed above, provide monitoring/testing/recordkeeping/reporting which shall be used to demonstrate compliance. If the method is based on a permit or rule, include the condition number or citation. (Note: Each requirement listed above must have an associated method of demonstrating compliance. If there is not already a required method in place, then a method must be proposed.)

Emission Limits - NA, ;

Opacity Limits - NA;

Operational Limits - 6.1.7, ; 4.1.3, ; 45CSR34,; 40CFR63 Subpart FFFF,

Are you in compliance with all applicable requirements for this emission unit? X Yes ___No

If no, complete the **Schedule of Compliance Form** as **ATTACHMENT F**.

ATTACHMENT E - Emission Unit Form

Emission Unit Description		*Emission Group 307*
Emission unit ID number: T-966	**Emission unit name:** Tank	**List any control devices associated with this emission unit:** NONE

Provide a description of the emission unit (type, method of operation, design parameters, etc.):

Tank

Manufacturer:	**Model number:**	**Serial number:**
In House	NA	NA
Construction date: 1973	**Installation date:**	**Modification date(s):**

Design Capacity (examples: furnaces - tons/hr, tanks - gallons):

<20,000

Maximum Hourly Throughput:	**Maximum Annual Throughput:**	**Maximum Operating Schedule:**
See Potential Emissions estimation method		8760

Fuel Usage Data **(fill out all applicable fields)**

Does this emission unit combust fuel? ___ Yes ___X No	**If yes, is it?** ___ Indirect Fired ___ Direct Fired
Maximum design heat input and/or maximum horsepower rating:	**Type and Btu/hr rating of burners:**

List the primary fuel type(s) and if applicable, the secondary fuel type(s). For each fuel type listed, provide the maximum hourly and annual fuel usage for each.

Describe each fuel expected to be used during the term of the permit.

Fuel Type	Max. Sulfur Content	Max. Ash Content	BTU Value

Emissions Data	***T-966***	
Criteria Pollutants	Potential Emissions	
	PPH	TPY
Carbon Monoxide (CO)		
Nitrogen Oxides (NO_X)		
Lead (Pb)		
Particulate Matter ($PM_{2.5}$)		
Particulate Matter (PM_{10})		
Total Particulate Matter (TSP)		
Sulfur Dioxide (SO_2)		
Volatile Organic Compounds (VOC)		
Hazardous Air Pollutants	Potential Emissions	
	PPH	TPY
Regulated Pollutants other than Criteria and HAP	Potential Emissions	
	PPH	TPY

List the method(s) used to calculate the potential emissions (include dates of any stack tests conducted, versions of software used, source and dates of emission factors, etc.).

Emissions from this Emission Group are assigned to the major emitting process equipment. Emissions are calculated assuming 8760 hours of operation for most equipment. Emergency equipment emissions are based on 500 hours per year. Highest emitting products were chosen for each emission group, utilizing MON MACT standard batch requirements when appropriate. For tanks the highest throughput in the last three years was increased three times. This was the basis for the PTE. Emissions were calculated using ChemCAD, Essential EHS, Emission Master and/or other appropriate emission estimation models or calculation methodologies (USEPA's TANKS 4.0, WATER9, etc.). Methods take into account stack test results as appropriate.

Applicable Requirements ***T-966***

List all applicable requirements for this emission unit. For each applicable requirement, include the underlying rule/regulation citation and/or construction permit with the condition number. (*Note: Title V permit condition numbers alone are not the underlying applicable requirements*). If an emission limit is calculated based on the type of source and design capacity or if a standard is based on a design parameter, this information should also be included.

Emission Limits - 6.1.17, 6.1.18, 6.1.19, ; ; 45CSR34, ; 40CFR63 Subpart FFFF,

Opacity Limits - NA

Operational Limits - 6.1.20, 6.1.22, 6.1.23, 6.1.24, ; ; 45CSR34, ; 40CFR63 Subpart FFFF,

X Permit Shield

For all applicable requirements listed above, provide monitoring/testing/recordkeeping/reporting which shall be used to demonstrate compliance. If the method is based on a permit or rule, include the condition number or citation. (Note: Each requirement listed above must have an associated method of demonstrating compliance. If there is not already a required method in place, then a method must be proposed.)

Emission Limits - NA, ;

Opacity Limits - NA;

Operational Limits - 6.1.7, ; 4.1.3, ; 45CSR34,; 40CFR63 Subpart FFFF,

Are you in compliance with all applicable requirements for this emission unit? X Yes ___No

If no, complete the **Schedule of Compliance Form** as **ATTACHMENT F**.

ATTACHMENT E - Emission Unit Form

Emission Unit Description		*Emission Group 307*
Emission unit ID number: T-1300	**Emission unit name:** Tank	**List any control devices associated with this emission unit:** E-2229; S-248

Provide a description of the emission unit (type, method of operation, design parameters, etc.):

Tank

Manufacturer:	**Model number:**	**Serial number:**
In House	NA	NA
Construction date: 1982	**Installation date:**	**Modification date(s):**

Design Capacity (examples: furnaces - tons/hr, tanks - gallons):

<20,000

Maximum Hourly Throughput:	**Maximum Annual Throughput:**	**Maximum Operating Schedule:**
See Potential Emissions estimation method		8760

Fuel Usage Data **(fill out all applicable fields)**

Does this emission unit combust fuel? ___ Yes ___X No	**If yes, is it?** ___ Indirect Fired ___ Direct Fired
Maximum design heat input and/or maximum horsepower rating:	**Type and Btu/hr rating of burners:**

List the primary fuel type(s) and if applicable, the secondary fuel type(s). For each fuel type listed, provide the maximum hourly and annual fuel usage for each.

Describe each fuel expected to be used during the term of the permit.

Fuel Type	Max. Sulfur Content	Max. Ash Content	BTU Value

Emissions Data	***T-1300***	
Criteria Pollutants	Potential Emissions	
	PPH	TPY
Carbon Monoxide (CO)		
Nitrogen Oxides (NO_X)		
Lead (Pb)		
Particulate Matter ($PM_{2.5}$)		
Particulate Matter (PM_{10})		
Total Particulate Matter (TSP)		
Sulfur Dioxide (SO_2)		
Volatile Organic Compounds (VOC)		
Hazardous Air Pollutants	Potential Emissions	
	PPH	TPY
Regulated Pollutants other than Criteria and HAP	Potential Emissions	
	PPH	TPY

List the method(s) used to calculate the potential emissions (include dates of any stack tests conducted, versions of software used, source and dates of emission factors, etc.).

Emissions from this Emission Group are assigned to the major emitting process equipment. Emissions are calculated assuming 8760 hours of operation for most equipment. Emergency equipment emissions are based on 500 hours per year. Highest emitting products were chosen for each emission group, utilizing MON MACT standard batch requirements when appropriate. For tanks the highest throughput in the last three years was increased three times. This was the basis for the PTE. Emissions were calculated using ChemCAD, Essential EHS, Emission Master and/or other appropriate emission estimation models or calculation methodologies (USEPA's TANKS 4.0, WATER9, etc.). Methods take into account stack test results as appropriate.

Applicable Requirements ***T-1300***

List all applicable requirements for this emission unit. For each applicable requirement, include the underlying rule/regulation citation and/or construction permit with the condition number. (*Note: Title V permit condition numbers alone are not the underlying applicable requirements*). If an emission limit is calculated based on the type of source and design capacity or if a standard is based on a design parameter, this information should also be included.

Emission Limits - 6.1.17, 6.1.18, 6.1.19, ; ; 45CSR34, ; 40CFR63 Subpart FFFF,

Opacity Limits - NA

Operational Limits - 6.1.20, 6.1.22, 6.1.23, 6.1.24, ; ; 45CSR34, ; 40CFR63 Subpart FFFF,

X Permit Shield

For all applicable requirements listed above, provide monitoring/testing/recordkeeping/reporting which shall be used to demonstrate compliance. If the method is based on a permit or rule, include the condition number or citation. (Note: Each requirement listed above must have an associated method of demonstrating compliance. If there is not already a required method in place, then a method must be proposed.)

Emission Limits - NA, ;

Opacity Limits - NA;

Operational Limits - 6.1.7, ; 4.1.3, ; 45CSR34,; 40CFR63 Subpart FFFF,

Are you in compliance with all applicable requirements for this emission unit? X Yes ___No

If no, complete the **Schedule of Compliance Form** as **ATTACHMENT F**.

ATTACHMENT E - Emission Unit Form

Emission Unit Description		*Emission Group 307*
Emission unit ID number: T-1322	**Emission unit name:** Tank	**List any control devices associated with this emission unit:** NONE

Provide a description of the emission unit (type, method of operation, design parameters, etc.):

Tank

Manufacturer:	**Model number:**	**Serial number:**
In House	NA	NA
Construction date: 1983	**Installation date:**	**Modification date(s):**

Design Capacity (examples: furnaces - tons/hr, tanks - gallons):

<20,000

Maximum Hourly Throughput:	**Maximum Annual Throughput:**	**Maximum Operating Schedule:**
See Potential Emissions estimation method		8760

Fuel Usage Data **(fill out all applicable fields)**

Does this emission unit combust fuel? ___ Yes ___X No	**If yes, is it?** ___ Indirect Fired ___ Direct Fired
Maximum design heat input and/or maximum horsepower rating:	**Type and Btu/hr rating of burners:**

List the primary fuel type(s) and if applicable, the secondary fuel type(s). For each fuel type listed, provide the maximum hourly and annual fuel usage for each.

Describe each fuel expected to be used during the term of the permit.

Fuel Type	Max. Sulfur Content	Max. Ash Content	BTU Value

Emissions Data ***T-1322***

Criteria Pollutants	Potential Emissions	
	PPH	TPY
Carbon Monoxide (CO)		
Nitrogen Oxides (NO_X)		
Lead (Pb)		
Particulate Matter ($PM_{2.5}$)		
Particulate Matter (PM_{10})		
Total Particulate Matter (TSP)		
Sulfur Dioxide (SO_2)		
Volatile Organic Compounds (VOC)		

Hazardous Air Pollutants	Potential Emissions	
	PPH	TPY

Regulated Pollutants other than Criteria and HAP	Potential Emissions	
	PPH	TPY

List the method(s) used to calculate the potential emissions (include dates of any stack tests conducted, versions of software used, source and dates of emission factors, etc.).

Emissions from this Emission Group are assigned to the major emitting process equipment. Emissions are calculated assuming 8760 hours of operation for most equipment. Emergency equipment emissions are based on 500 hours per year. Highest emitting products were chosen for each emission group, utilizing MON MACT standard batch requirements when appropriate. For tanks the highest throughput in the last three years was increased three times. This was the basis for the PTE. Emissions were calculated using ChemCAD, Essential EHS, Emission Master and/or other appropriate emission estimation models or calculation methodologies (USEPA's TANKS 4.0, WATER9, etc.). Methods take into account stack test results as appropriate.

Applicable Requirements ***T-1322***

List all applicable requirements for this emission unit. For each applicable requirement, include the underlying rule/regulation citation and/or construction permit with the condition number. (*Note: Title V permit condition numbers alone are not the underlying applicable requirements*). If an emission limit is calculated based on the type of source and design capacity or if a standard is based on a design parameter, this information should also be included.

Emission Limits - 6.1.17, 6.1.18, 6.1.19, ; ; 45CSR34, ; 40CFR63 Subpart FFFF,

Opacity Limits - NA

Operational Limits - 6.1.20, 6.1.22, 6.1.23, 6.1.24, ; ; 45CSR34, ; 40CFR63 Subpart FFFF,

X Permit Shield

For all applicable requirements listed above, provide monitoring/testing/recordkeeping/reporting which shall be used to demonstrate compliance. If the method is based on a permit or rule, include the condition number or citation. (Note: Each requirement listed above must have an associated method of demonstrating compliance. If there is not already a required method in place, then a method must be proposed.)

Emission Limits - NA, ;

Opacity Limits - NA;

Operational Limits - 6.1.7, ; 4.1.3, ; 45CSR34,; 40CFR63 Subpart FFFF,

Are you in compliance with all applicable requirements for this emission unit? X Yes ___No

If no, complete the **Schedule of Compliance Form** as **ATTACHMENT F**.

ATTACHMENT E - Emission Unit Form

Emission Unit Description		*Emission Group 307*
Emission unit ID number: T-1726	**Emission unit name:** Tank	**List any control devices associated with this emission unit:** E-2229; S-248
Provide a description of the emission unit (type, method of operation, design parameters, etc.): Tank		
Manufacturer: In House	**Model number:** NA	**Serial number:** NA
Construction date: 1997	**Installation date:**	**Modification date(s):**
Design Capacity (examples: furnaces - tons/hr, tanks - gallons): <20,000		
Maximum Hourly Throughput: See Potential Emissions estimation method	**Maximum Annual Throughput:**	**Maximum Operating Schedule:** 8760
Fuel Usage Data **(fill out all applicable fields)**		
Does this emission unit combust fuel? ___ Yes ___X No		**If yes, is it?** ___ Indirect Fired ___ Direct Fired
Maximum design heat input and/or maximum horsepower rating:		**Type and Btu/hr rating of burners:**
List the primary fuel type(s) and if applicable, the secondary fuel type(s). For each fuel type listed, provide the maximum hourly and annual fuel usage for each.		

Describe each fuel expected to be used during the term of the permit.

Fuel Type	Max. Sulfur Content	Max. Ash Content	BTU Value

Emissions Data	***T-1726***	
Criteria Pollutants	Potential Emissions	
	PPH	TPY
Carbon Monoxide (CO)		
Nitrogen Oxides (NO_X)		
Lead (Pb)		
Particulate Matter ($PM_{2.5}$)		
Particulate Matter (PM_{10})		
Total Particulate Matter (TSP)		
Sulfur Dioxide (SO_2)		
Volatile Organic Compounds (VOC)		
Hazardous Air Pollutants	Potential Emissions	
	PPH	TPY
Regulated Pollutants other than Criteria and HAP	Potential Emissions	
	PPH	TPY

List the method(s) used to calculate the potential emissions (include dates of any stack tests conducted, versions of software used, source and dates of emission factors, etc.).

Emissions from this Emission Group are assigned to the major emitting process equipment. Emissions are calculated assuming 8760 hours of operation for most equipment. Emergency equipment emissions are based on 500 hours per year. Highest emitting products were chosen for each emission group, utilizing MON MACT standard batch requirements when appropriate. For tanks the highest throughput in the last three years was increased three times. This was the basis for the PTE. Emissions were calculated using ChemCAD, Essential EHS, Emission Master and/or other appropriate emission estimation models or calculation methodologies (USEPA's TANKS 4.0, WATER9, etc.). Methods take into account stack test results as appropriate.

Applicable Requirements ***T-1726***

List all applicable requirements for this emission unit. For each applicable requirement, include the underlying rule/regulation citation and/or construction permit with the condition number. (*Note: Title V permit condition numbers alone are not the underlying applicable requirements*). If an emission limit is calculated based on the type of source and design capacity or if a standard is based on a design parameter, this information should also be included.

Emission Limits - 6.1.17, 6.1.18, 6.1.19, ; ; 45CSR34, ; 40CFR63 Subpart FFFF,

Opacity Limits - NA

Operational Limits - 6.1.20, 6.1.22, 6.1.23, 6.1.24, ; ; 45CSR34, ; 40CFR63 Subpart FFFF,

X Permit Shield

For all applicable requirements listed above, provide monitoring/testing/recordkeeping/reporting which shall be used to demonstrate compliance. If the method is based on a permit or rule, include the condition number or citation. (Note: Each requirement listed above must have an associated method of demonstrating compliance. If there is not already a required method in place, then a method must be proposed.)

Emission Limits - NA, ;

Opacity Limits - NA;

Operational Limits - 6.1.7, ; 4.1.3, ; 45CSR34,; 40CFR63 Subpart FFFF,

Are you in compliance with all applicable requirements for this emission unit? X Yes ___No

If no, complete the **Schedule of Compliance Form** as **ATTACHMENT F**.

ATTACHMENT E - Emission Unit Form

Emission Unit Description		*Emission Group 307*
Emission unit ID number: T-2082	**Emission unit name:** Tank	**List any control devices associated with this emission unit:** E-2229; S-248

Provide a description of the emission unit (type, method of operation, design parameters, etc.):

Tank

Manufacturer:	**Model number:**	**Serial number:**
In House	NA	NA
Construction date:	**Installation date:**	**Modification date(s):**

Design Capacity (examples: furnaces - tons/hr, tanks - gallons):

<20,000

Maximum Hourly Throughput:	**Maximum Annual Throughput:**	**Maximum Operating Schedule:**
See Potential Emissions estimation method		8760

Fuel Usage Data **(fill out all applicable fields)**

Does this emission unit combust fuel? ___ Yes ___X No	**If yes, is it?** ___ Indirect Fired ___ Direct Fired
Maximum design heat input and/or maximum horsepower rating:	**Type and Btu/hr rating of burners:**

List the primary fuel type(s) and if applicable, the secondary fuel type(s). For each fuel type listed, provide the maximum hourly and annual fuel usage for each.

Describe each fuel expected to be used during the term of the permit.

Fuel Type	Max. Sulfur Content	Max. Ash Content	BTU Value

Emissions Data ***T-2082***

Criteria Pollutants	Potential Emissions	
	PPH	TPY
Carbon Monoxide (CO)		
Nitrogen Oxides (NO_X)		
Lead (Pb)		
Particulate Matter ($PM_{2.5}$)		
Particulate Matter (PM_{10})		
Total Particulate Matter (TSP)		
Sulfur Dioxide (SO_2)		
Volatile Organic Compounds (VOC)		

Hazardous Air Pollutants	Potential Emissions	
	PPH	TPY

Regulated Pollutants other than Criteria and HAP	Potential Emissions	
	PPH	TPY

List the method(s) used to calculate the potential emissions (include dates of any stack tests conducted, versions of software used, source and dates of emission factors, etc.).

Emissions from this Emission Group are assigned to the major emitting process equipment. Emissions are calculated assuming 8760 hours of operation for most equipment. Emergency equipment emissions are based on 500 hours per year. Highest emitting products were chosen for each emission group, utilizing MON MACT standard batch requirements when appropriate. For tanks the highest throughput in the last three years was increased three times. This was the basis for the PTE. Emissions were calculated using ChemCAD, Essential EHS, Emission Master and/or other appropriate emission estimation models or calculation methodologies (USEPA's TANKS 4.0, WATER9, etc.). Methods take into account stack test results as appropriate.

Applicable Requirements ***T-2082***

List all applicable requirements for this emission unit. For each applicable requirement, include the underlying rule/regulation citation and/or construction permit with the condition number. (*Note: Title V permit condition numbers alone are not the underlying applicable requirements*). If an emission limit is calculated based on the type of source and design capacity or if a standard is based on a design parameter, this information should also be included.

Emission Limits - 6.1.6, 6.1.17, 6.1.18, 6.1.19, ; 45CSR13 Permit R13-2180 4.1.1, ; 45CSR34, ; 40CFR63 Subpart FFFF,

Opacity Limits - NA

Operational Limits - 6.1.20, 6.1.22, 6.1.23, 6.1.24, ; ; ; 40CFR63 Subpart FFFF,

X Permit Shield

For all applicable requirements listed above, provide monitoring/testing/recordkeeping/reporting which shall be used to demonstrate compliance. If the method is based on a permit or rule, include the condition number or citation. (Note: Each requirement listed above must have an associated method of demonstrating compliance. If there is not already a required method in place, then a method must be proposed.)

Emission Limits - NA, ;

Opacity Limits - NA;

Operational Limits - 6.1.7, ; 45CSR13 R13-2180 4.1.3,; 45CSR34,; 40CFR63 Subpart FFFF,

Are you in compliance with all applicable requirements for this emission unit? X Yes ___No

If no, complete the **Schedule of Compliance Form** as **ATTACHMENT F**.

ATTACHMENT E - Emission Unit Form

Emission Unit Description		*Emission Group 308*
Emission unit ID number: C-131	**Emission unit name:** Vacuum Jet	**List any control devices associated with this emission unit:** T-658

Provide a description of the emission unit (type, method of operation, design parameters, etc.):

Vacuum Jet

Manufacturer:	**Model number:**	**Serial number:**
In House	NA	NA
Construction date:	**Installation date:**	**Modification date(s):**

Design Capacity (examples: furnaces - tons/hr, tanks - gallons):

Maximum Hourly Throughput:	**Maximum Annual Throughput:**	**Maximum Operating Schedule:**
See Potential Emissions estimation method		8760

Fuel Usage Data **(fill out all applicable fields)**

Does this emission unit combust fuel? ___ Yes ___X No	**If yes, is it?** ___ Indirect Fired ___ Direct Fired
Maximum design heat input and/or maximum horsepower rating:	**Type and Btu/hr rating of burners:**

List the primary fuel type(s) and if applicable, the secondary fuel type(s). For each fuel type listed, provide the maximum hourly and annual fuel usage for each.

Describe each fuel expected to be used during the term of the permit.

Fuel Type	Max. Sulfur Content	Max. Ash Content	BTU Value

Emissions Data ***C-131***

Criteria Pollutants	Potential Emissions	
	PPH	TPY
Carbon Monoxide (CO)		
Nitrogen Oxides (NO_X)		
Lead (Pb)		
Particulate Matter ($PM_{2.5}$)		
Particulate Matter (PM_{10})		
Total Particulate Matter (TSP)		
Sulfur Dioxide (SO_2)		
Volatile Organic Compounds (VOC)		

Hazardous Air Pollutants	Potential Emissions	
	PPH	TPY

Regulated Pollutants other than Criteria and HAP	Potential Emissions	
	PPH	TPY

List the method(s) used to calculate the potential emissions (include dates of any stack tests conducted, versions of software used, source and dates of emission factors, etc.).

Emissions from this Emission Group are assigned to the major emitting process equipment. Emissions are calculated assuming 8760 hours of operation for most equipment. Emergency equipment emissions are based on 500 hours per year. Highest emitting products were chosen for each emission group, utilizing MON MACT standard batch requirements when appropriate. For tanks the highest throughput in the last three years was increased three times. This was the basis for the PTE. Emissions were calculated using ChemCAD, Essential EHS, Emission Master and/or other appropriate emission estimation models or calculation methodologies (USEPA's TANKS 4.0, WATER9, etc.). Methods take into account stack test results as appropriate.

Applicable Requirements ***C-131***

List all applicable requirements for this emission unit. For each applicable requirement, include the underlying rule/regulation citation and/or construction permit with the condition number. (*Note: Title V permit condition numbers alone are not the underlying applicable requirements*). If an emission limit is calculated based on the type of source and design capacity or if a standard is based on a design parameter, this information should also be included.

Emission Limits - 6.1.17, 6.1.18, 6.1.19, ; ; 45CSR34, ; 40CFR63 Subpart FFFF,

Opacity Limits - NA

Operational Limits - 6.1.20, 6.1.22, 6.1.23, 6.1.24, ; ; 45CSR34, ; 40CFR63 Subpart FFFF,

X Permit Shield

For all applicable requirements listed above, provide monitoring/testing/recordkeeping/reporting which shall be used to demonstrate compliance. If the method is based on a permit or rule, include the condition number or citation. (Note: Each requirement listed above must have an associated method of demonstrating compliance. If there is not already a required method in place, then a method must be proposed.)

Emission Limits - NA, ;

Opacity Limits - NA;

Operational Limits - 6.1.7, ; 4.1.3, ; 45CSR34,; 40CFR63 Subpart FFFF,

Are you in compliance with all applicable requirements for this emission unit? X Yes ___No

If no, complete the **Schedule of Compliance Form** as **ATTACHMENT F**.

ATTACHMENT E - Emission Unit Form

Emission Unit Description		*Emission Group 308*
Emission unit ID number: K-83	**Emission unit name:** Kettle	**List any control devices associated with this emission unit:** C-426 or NONE
Provide a description of the emission unit (type, method of operation, design parameters, etc.): Kettle		
Manufacturer: In House	**Model number:** NA	**Serial number:** NA
Construction date:	**Installation date:**	**Modification date(s):**
Design Capacity (examples: furnaces - tons/hr, tanks - gallons):		
Maximum Hourly Throughput: See Potential Emissions estimation method	**Maximum Annual Throughput:**	**Maximum Operating Schedule:** 8760
Fuel Usage Data **(fill out all applicable fields)**		
Does this emission unit combust fuel? ___ Yes ___X No		**If yes, is it?** ___ Indirect Fired ___ Direct Fired
Maximum design heat input and/or maximum horsepower rating:		**Type and Btu/hr rating of burners:**
List the primary fuel type(s) and if applicable, the secondary fuel type(s). For each fuel type listed, provide the maximum hourly and annual fuel usage for each.		

Describe each fuel expected to be used during the term of the permit.

Fuel Type	Max. Sulfur Content	Max. Ash Content	BTU Value

Emissions Data ***K-83***

Criteria Pollutants	Potential Emissions	
	PPH	TPY
Carbon Monoxide (CO)		
Nitrogen Oxides (NO_X)		
Lead (Pb)		
Particulate Matter ($PM_{2.5}$)		
Particulate Matter (PM_{10})		
Total Particulate Matter (TSP)		
Sulfur Dioxide (SO_2)		
Volatile Organic Compounds (VOC)	2.95	12.90

Hazardous Air Pollutants	Potential Emissions	
	PPH	TPY
Propionaldehyde	1.80	7.90
Toluene	1.14	5.00

Regulated Pollutants other than Criteria and HAP	Potential Emissions	
	PPH	TPY

List the method(s) used to calculate the potential emissions (include dates of any stack tests conducted, versions of software used, source and dates of emission factors, etc.).

Emissions from this Emission Group are assigned to the major emitting process equipment. Emissions are calculated assuming 8760 hours of operation for most equipment. Emergency equipment emissions are based on 500 hours per year. Highest emitting products were chosen for each emission group, utilizing MON MACT standard batch requirements when appropriate. For tanks the highest throughput in the last three years was increased three times. This was the basis for the PTE. Emissions were calculated using ChemCAD, Essential EHS, Emission Master and/or other appropriate emission estimation models or calculation methodologies (USEPA's TANKS 4.0, WATER9, etc.). Methods take into account stack test results as appropriate.

Applicable Requirements ***K-83***

List all applicable requirements for this emission unit. For each applicable requirement, include the underlying rule/regulation citation and/or construction permit with the condition number. (*Note: Title V permit condition numbers alone are not the underlying applicable requirements*). If an emission limit is calculated based on the type of source and design capacity or if a standard is based on a design parameter, this information should also be included.

Emission Limits - 6.1.17, 6.1.18, 6.1.19, ; ; 45CSR34, ; 40CFR63 Subpart FFFF,

Opacity Limits - NA

Operational Limits - 6.1.20, 6.1.22, 6.1.23, 6.1.24, ; ; 45CSR34, ; 40CFR63 Subpart FFFF,

X Permit Shield

For all applicable requirements listed above, provide monitoring/testing/recordkeeping/reporting which shall be used to demonstrate compliance. If the method is based on a permit or rule, include the condition number or citation. (Note: Each requirement listed above must have an associated method of demonstrating compliance. If there is not already a required method in place, then a method must be proposed.)

Emission Limits - NA, ;

Opacity Limits - NA;

Operational Limits - 6.1.7, ; 4.1.3, ; 45CSR34,; 40CFR63 Subpart FFFF,

Are you in compliance with all applicable requirements for this emission unit? X Yes ___No

If no, complete the **Schedule of Compliance Form** as **ATTACHMENT F**.

ATTACHMENT E - Emission Unit Form

Emission Unit Description		*Emission Group 312*
Emission unit ID number: C-462	**Emission unit name:** Vacuum Jets	**List any control devices associated with this emission unit:** NONE

Provide a description of the emission unit (type, method of operation, design parameters, etc.):

Vacuum Jets

Manufacturer:	**Model number:**	**Serial number:**
In House	NA	NA
Construction date:	**Installation date:**	**Modification date(s):**

Design Capacity (examples: furnaces - tons/hr, tanks - gallons):

Maximum Hourly Throughput:	**Maximum Annual Throughput:**	**Maximum Operating Schedule:**
See Potential Emissions estimation method		8760

Fuel Usage Data **(fill out all applicable fields)**

Does this emission unit combust fuel? ___ Yes ___X No	**If yes, is it?** ___ Indirect Fired ___ Direct Fired
Maximum design heat input and/or maximum horsepower rating:	**Type and Btu/hr rating of burners:**

List the primary fuel type(s) and if applicable, the secondary fuel type(s). For each fuel type listed, provide the maximum hourly and annual fuel usage for each.

Describe each fuel expected to be used during the term of the permit.

Fuel Type	Max. Sulfur Content	Max. Ash Content	BTU Value

Emissions Data ***C-462***

Criteria Pollutants	Potential Emissions	
	PPH	TPY
Carbon Monoxide (CO)		
Nitrogen Oxides (NO_X)		
Lead (Pb)		
Particulate Matter ($PM_{2.5}$)		
Particulate Matter (PM_{10})		
Total Particulate Matter (TSP)		
Sulfur Dioxide (SO_2)		
Volatile Organic Compounds (VOC)		

Hazardous Air Pollutants	Potential Emissions	
	PPH	TPY

Regulated Pollutants other than Criteria and HAP	Potential Emissions	
	PPH	TPY

List the method(s) used to calculate the potential emissions (include dates of any stack tests conducted, versions of software used, source and dates of emission factors, etc.).

Emissions from this Emission Group are assigned to the major emitting process equipment. Emissions are calculated assuming 8760 hours of operation for most equipment. Emergency equipment emissions are based on 500 hours per year. Highest emitting products were chosen for each emission group, utilizing MON MACT standard batch requirements when appropriate. For tanks the highest throughput in the last three years was increased three times. This was the basis for the PTE. Emissions were calculated using ChemCAD, Essential EHS, Emission Master and/or other appropriate emission estimation models or calculation methodologies (USEPA's TANKS 4.0, WATER9, etc.). Methods take into account stack test results as appropriate.

Applicable Requirements ***C-462***

List all applicable requirements for this emission unit. For each applicable requirement, include the underlying rule/regulation citation and/or construction permit with the condition number. (*Note: Title V permit condition numbers alone are not the underlying applicable requirements*). If an emission limit is calculated based on the type of source and design capacity or if a standard is based on a design parameter, this information should also be included.

Emission Limits - 6.1.17, 6.1.18, 6.1.19, ; ; 45CSR34, ; 40CFR63 Subpart FFFF,

Opacity Limits - NA

Operational Limits - 6.1.20, 6.1.22, 6.1.23, 6.1.24, ; ; 45CSR34, ; 40CFR63 Subpart FFFF,

X Permit Shield

For all applicable requirements listed above, provide monitoring/testing/recordkeeping/reporting which shall be used to demonstrate compliance. If the method is based on a permit or rule, include the condition number or citation. (Note: Each requirement listed above must have an associated method of demonstrating compliance. If there is not already a required method in place, then a method must be proposed.)

Emission Limits - NA, ;

Opacity Limits - NA;

Operational Limits - 6.1.7, ; 4.1.3, ; 45CSR34,; 40CFR63 Subpart FFFF,

Are you in compliance with all applicable requirements for this emission unit? X Yes ___No

If no, complete the **Schedule of Compliance Form** as **ATTACHMENT F**.

ATTACHMENT E - Emission Unit Form

Emission Unit Description		*Emission Group 312*
Emission unit ID number: H-1116	**Emission unit name:** Condenser	**List any control devices associated with this emission unit:** Vacuum jet C-462

Provide a description of the emission unit (type, method of operation, design parameters, etc.):

Condenser

Manufacturer:	**Model number:**	**Serial number:**
In House	NA	NA
Construction date:	**Installation date:**	**Modification date(s):**

Design Capacity (examples: furnaces - tons/hr, tanks - gallons):

Maximum Hourly Throughput:	**Maximum Annual Throughput:**	**Maximum Operating Schedule:**
See Potential Emissions estimation method		8760

Fuel Usage Data **(fill out all applicable fields)**

Does this emission unit combust fuel? ___ Yes ___X No	**If yes, is it?** ___ Indirect Fired ___ Direct Fired
Maximum design heat input and/or maximum horsepower rating:	**Type and Btu/hr rating of burners:**

List the primary fuel type(s) and if applicable, the secondary fuel type(s). For each fuel type listed, provide the maximum hourly and annual fuel usage for each.

Describe each fuel expected to be used during the term of the permit.

Fuel Type	Max. Sulfur Content	Max. Ash Content	BTU Value

Emissions Data ***H-1116***

Criteria Pollutants	Potential Emissions	
	PPH	TPY
Carbon Monoxide (CO)		
Nitrogen Oxides (NO_X)		
Lead (Pb)		
Particulate Matter ($PM_{2.5}$)		
Particulate Matter (PM_{10})		
Total Particulate Matter (TSP)		
Sulfur Dioxide (SO_2)		
Volatile Organic Compounds (VOC)		

Hazardous Air Pollutants	Potential Emissions	
	PPH	TPY

Regulated Pollutants other than Criteria and HAP	Potential Emissions	
	PPH	TPY

List the method(s) used to calculate the potential emissions (include dates of any stack tests conducted, versions of software used, source and dates of emission factors, etc.).

Emissions from this Emission Group are assigned to the major emitting process equipment. Emissions are calculated assuming 8760 hours of operation for most equipment. Emergency equipment emissions are based on 500 hours per year. Highest emitting products were chosen for each emission group, utilizing MON MACT standard batch requirements when appropriate. For tanks the highest throughput in the last three years was increased three times. This was the basis for the PTE. Emissions were calculated using ChemCAD, Essential EHS, Emission Master and/or other appropriate emission estimation models or calculation methodologies (USEPA's TANKS 4.0, WATER9, etc.). Methods take into account stack test results as appropriate.

Applicable Requirements ***H-1116***

List all applicable requirements for this emission unit. For each applicable requirement, include the underlying rule/regulation citation and/or construction permit with the condition number. (*Note: Title V permit condition numbers alone are not the underlying applicable requirements*). If an emission limit is calculated based on the type of source and design capacity or if a standard is based on a design parameter, this information should also be included.

Emission Limits - 6.1.17, 6.1.18, 6.1.19, ; ; 45CSR34, ; 40CFR63 Subpart FFFF,

Opacity Limits - NA

Operational Limits - 6.1.20, 6.1.22, 6.1.23, 6.1.24, ; ; 45CSR34, ; 40CFR63 Subpart FFFF,

X Permit Shield

For all applicable requirements listed above, provide monitoring/testing/recordkeeping/reporting which shall be used to demonstrate compliance. If the method is based on a permit or rule, include the condition number or citation. (Note: Each requirement listed above must have an associated method of demonstrating compliance. If there is not already a required method in place, then a method must be proposed.)

Emission Limits - NA, ;

Opacity Limits - NA;

Operational Limits - 6.1.7, ; 4.1.3, ; 45CSR34,; 40CFR63 Subpart FFFF,

Are you in compliance with all applicable requirements for this emission unit? X Yes ___No

If no, complete the **Schedule of Compliance Form** as **ATTACHMENT F**.

ATTACHMENT E - Emission Unit Form

Emission Unit Description		*Emission Group 312*
Emission unit ID number: K-56	**Emission unit name:** Kettle	**List any control devices associated with this emission unit:** NONE
Provide a description of the emission unit (type, method of operation, design parameters, etc.): Kettle		
Manufacturer: In House	**Model number:** NA	**Serial number:** NA
Construction date:	**Installation date:**	**Modification date(s):**
Design Capacity (examples: furnaces - tons/hr, tanks - gallons):		
Maximum Hourly Throughput: See Potential Emissions estimation method	**Maximum Annual Throughput:**	**Maximum Operating Schedule:** 8760
Fuel Usage Data **(fill out all applicable fields)**		
Does this emission unit combust fuel? ___ Yes ___X No		**If yes, is it?** ___ Indirect Fired ___ Direct Fired
Maximum design heat input and/or maximum horsepower rating:		**Type and Btu/hr rating of burners:**
List the primary fuel type(s) and if applicable, the secondary fuel type(s). For each fuel type listed, provide the maximum hourly and annual fuel usage for each.		

Describe each fuel expected to be used during the term of the permit.

Fuel Type	Max. Sulfur Content	Max. Ash Content	BTU Value

Emissions Data ***K-56***

Criteria Pollutants	Potential Emissions	
	PPH	TPY
Carbon Monoxide (CO)		
Nitrogen Oxides (NO_X)		
Lead (Pb)		
Particulate Matter ($PM_{2.5}$)		
Particulate Matter (PM_{10})		
Total Particulate Matter (TSP)		
Sulfur Dioxide (SO_2)		
Volatile Organic Compounds (VOC)	2.95	12.90

Hazardous Air Pollutants	Potential Emissions	
	PPH	TPY
Propionaldehyde	1.80	7.90
Toluene	1.14	5.00

Regulated Pollutants other than Criteria and HAP	Potential Emissions	
	PPH	TPY

List the method(s) used to calculate the potential emissions (include dates of any stack tests conducted, versions of software used, source and dates of emission factors, etc.).

Emissions from this Emission Group are assigned to the major emitting process equipment. Emissions are calculated assuming 8760 hours of operation for most equipment. Emergency equipment emissions are based on 500 hours per year. Highest emitting products were chosen for each emission group, utilizing MON MACT standard batch requirements when appropriate. For tanks the highest throughput in the last three years was increased three times. This was the basis for the PTE. Emissions were calculated using ChemCAD, Essential EHS, Emission Master and/or other appropriate emission estimation models or calculation methodologies (USEPA's TANKS 4.0, WATER9, etc.). Methods take into account stack test results as appropriate.

Applicable Requirements ***K-56***

List all applicable requirements for this emission unit. For each applicable requirement, include the underlying rule/regulation citation and/or construction permit with the condition number. (*Note: Title V permit condition numbers alone are not the underlying applicable requirements*). If an emission limit is calculated based on the type of source and design capacity or if a standard is based on a design parameter, this information should also be included.

Emission Limits - 6.1.17, 6.1.18, 6.1.19, ; ; 45CSR34, ; 40CFR63 Subpart FFFF,

Opacity Limits - NA

Operational Limits - 6.1.20, 6.1.22, 6.1.23, 6.1.24, ; ; 45CSR34, ; 40CFR63 Subpart FFFF,

X Permit Shield

For all applicable requirements listed above, provide monitoring/testing/recordkeeping/reporting which shall be used to demonstrate compliance. If the method is based on a permit or rule, include the condition number or citation. (Note: Each requirement listed above must have an associated method of demonstrating compliance. If there is not already a required method in place, then a method must be proposed.)

Emission Limits - NA, ;

Opacity Limits - NA;

Operational Limits - 6.1.7, ; 4.1.3, ; 45CSR34,; 40CFR63 Subpart FFFF,

Are you in compliance with all applicable requirements for this emission unit? X Yes ___No

If no, complete the **Schedule of Compliance Form** as **ATTACHMENT F**.

ATTACHMENT E - Emission Unit Form

Emission Unit Description		*Emission Group 312*
Emission unit ID number: T-546	**Emission unit name:** Tank	**List any control devices associated with this emission unit:** NONE

Provide a description of the emission unit (type, method of operation, design parameters, etc.):

Tank

Manufacturer:	**Model number:**	**Serial number:**
In House	NA	NA
Construction date: 1962	**Installation date:**	**Modification date(s):**

Design Capacity (examples: furnaces - tons/hr, tanks - gallons):

<20,000

Maximum Hourly Throughput:	**Maximum Annual Throughput:**	**Maximum Operating Schedule:**
See Potential Emissions estimation method		8760

Fuel Usage Data **(fill out all applicable fields)**

Does this emission unit combust fuel? ___ Yes ___X No	**If yes, is it?** ___ Indirect Fired ___ Direct Fired
Maximum design heat input and/or maximum horsepower rating:	**Type and Btu/hr rating of burners:**

List the primary fuel type(s) and if applicable, the secondary fuel type(s). For each fuel type listed, provide the maximum hourly and annual fuel usage for each.

Describe each fuel expected to be used during the term of the permit.

Fuel Type	Max. Sulfur Content	Max. Ash Content	BTU Value

Emissions Data ***T-546***

Criteria Pollutants	Potential Emissions	
	PPH	TPY
Carbon Monoxide (CO)		
Nitrogen Oxides (NO_X)		
Lead (Pb)		
Particulate Matter ($PM_{2.5}$)		
Particulate Matter (PM_{10})		
Total Particulate Matter (TSP)		
Sulfur Dioxide (SO_2)		
Volatile Organic Compounds (VOC)		

Hazardous Air Pollutants	Potential Emissions	
	PPH	TPY

Regulated Pollutants other than Criteria and HAP	Potential Emissions	
	PPH	TPY

List the method(s) used to calculate the potential emissions (include dates of any stack tests conducted, versions of software used, source and dates of emission factors, etc.).

Emissions from this Emission Group are assigned to the major emitting process equipment. Emissions are calculated assuming 8760 hours of operation for most equipment. Emergency equipment emissions are based on 500 hours per year. Highest emitting products were chosen for each emission group, utilizing MON MACT standard batch requirements when appropriate. For tanks the highest throughput in the last three years was increased three times. This was the basis for the PTE. Emissions were calculated using ChemCAD, Essential EHS, Emission Master and/or other appropriate emission estimation models or calculation methodologies (USEPA's TANKS 4.0, WATER9, etc.). Methods take into account stack test results as appropriate.

Applicable Requirements ***T-546***

List all applicable requirements for this emission unit. For each applicable requirement, include the underlying rule/regulation citation and/or construction permit with the condition number. (*Note: Title V permit condition numbers alone are not the underlying applicable requirements*). If an emission limit is calculated based on the type of source and design capacity or if a standard is based on a design parameter, this information should also be included.

Emission Limits - 6.1.17, 6.1.18, 6.1.19, ; ; 45CSR34, ; 40CFR63 Subpart FFFF,

Opacity Limits - NA

Operational Limits - 6.1.20, 6.1.22, 6.1.23, 6.1.24, ; ; 45CSR34, ; 40CFR63 Subpart FFFF,

X Permit Shield

For all applicable requirements listed above, provide monitoring/testing/recordkeeping/reporting which shall be used to demonstrate compliance. If the method is based on a permit or rule, include the condition number or citation. (Note: Each requirement listed above must have an associated method of demonstrating compliance. If there is not already a required method in place, then a method must be proposed.)

Emission Limits - NA, ;

Opacity Limits - NA;

Operational Limits - 6.1.7, ; 4.1.3, ; 45CSR34,; 40CFR63 Subpart FFFF,

Are you in compliance with all applicable requirements for this emission unit? X Yes ___No

If no, complete the **Schedule of Compliance Form** as **ATTACHMENT F**.

ATTACHMENT E - Emission Unit Form

Emission Unit Description		*Emission Group 312*
Emission unit ID number: T-1461	**Emission unit name:** Tank	**List any control devices associated with this emission unit:** NONE

Provide a description of the emission unit (type, method of operation, design parameters, etc.):

Tank

Manufacturer:	**Model number:**	**Serial number:**
In House	NA	NA
Construction date: 1987	**Installation date:**	**Modification date(s):**

Design Capacity (examples: furnaces - tons/hr, tanks - gallons):

<20,000

Maximum Hourly Throughput:	**Maximum Annual Throughput:**	**Maximum Operating Schedule:**
See Potential Emissions estimation method		8760

Fuel Usage Data **(fill out all applicable fields)**

Does this emission unit combust fuel? ___ Yes ___X No	**If yes, is it?** ___ Indirect Fired ___ Direct Fired
Maximum design heat input and/or maximum horsepower rating:	**Type and Btu/hr rating of burners:**

List the primary fuel type(s) and if applicable, the secondary fuel type(s). For each fuel type listed, provide the maximum hourly and annual fuel usage for each.

Describe each fuel expected to be used during the term of the permit.

Fuel Type	Max. Sulfur Content	Max. Ash Content	BTU Value

Emissions Data	***T-1461***	
Criteria Pollutants	Potential Emissions	
	PPH	TPY
Carbon Monoxide (CO)		
Nitrogen Oxides (NO_X)		
Lead (Pb)		
Particulate Matter ($PM_{2.5}$)		
Particulate Matter (PM_{10})		
Total Particulate Matter (TSP)		
Sulfur Dioxide (SO_2)		
Volatile Organic Compounds (VOC)		
Hazardous Air Pollutants	Potential Emissions	
	PPH	TPY
Regulated Pollutants other than Criteria and HAP	Potential Emissions	
	PPH	TPY

List the method(s) used to calculate the potential emissions (include dates of any stack tests conducted, versions of software used, source and dates of emission factors, etc.).

Emissions from this Emission Group are assigned to the major emitting process equipment. Emissions are calculated assuming 8760 hours of operation for most equipment. Emergency equipment emissions are based on 500 hours per year. Highest emitting products were chosen for each emission group, utilizing MON MACT standard batch requirements when appropriate. For tanks the highest throughput in the last three years was increased three times. This was the basis for the PTE. Emissions were calculated using ChemCAD, Essential EHS, Emission Master and/or other appropriate emission estimation models or calculation methodologies (USEPA's TANKS 4.0, WATER9, etc.). Methods take into account stack test results as appropriate.

Applicable Requirements ***T-1461***

List all applicable requirements for this emission unit. For each applicable requirement, include the underlying rule/regulation citation and/or construction permit with the condition number. (*Note: Title V permit condition numbers alone are not the underlying applicable requirements*). If an emission limit is calculated based on the type of source and design capacity or if a standard is based on a design parameter, this information should also be included.

Emission Limits - 6.1.17, 6.1.18, 6.1.19, ; ; 45CSR34, ; 40CFR63 Subpart FFFF,

Opacity Limits - NA

Operational Limits - 6.1.20, 6.1.22, 6.1.23, 6.1.24, ; ; 45CSR34, ; 40CFR63 Subpart FFFF,

X Permit Shield

For all applicable requirements listed above, provide monitoring/testing/recordkeeping/reporting which shall be used to demonstrate compliance. If the method is based on a permit or rule, include the condition number or citation. (Note: Each requirement listed above must have an associated method of demonstrating compliance. If there is not already a required method in place, then a method must be proposed.)

Emission Limits - NA, ;

Opacity Limits - NA;

Operational Limits - 6.1.7, ; 4.1.3, ; 45CSR34,; 40CFR63 Subpart FFFF,

Are you in compliance with all applicable requirements for this emission unit? X Yes ___No

If no, complete the **Schedule of Compliance Form** as **ATTACHMENT F**.

ATTACHMENT E - Emission Unit Form

Emission Unit Description		*Emission Group 312*
Emission unit ID number: T-1715	**Emission unit name:** Dumpster	**List any control devices associated with this emission unit:** NONE

Provide a description of the emission unit (type, method of operation, design parameters, etc.):

Tank

Manufacturer: In House	**Model number:** NA	**Serial number:** NA
Construction date: 1991	**Installation date:**	**Modification date(s):**

Design Capacity (examples: furnaces - tons/hr, tanks - gallons):

Maximum Hourly Throughput: See Potential Emissions estimation method	**Maximum Annual Throughput:**	**Maximum Operating Schedule:** 8760

Fuel Usage Data **(fill out all applicable fields)**

Does this emission unit combust fuel? ___ Yes ___X No	**If yes, is it?** ___ Indirect Fired ___ Direct Fired
Maximum design heat input and/or maximum horsepower rating:	**Type and Btu/hr rating of burners:**

List the primary fuel type(s) and if applicable, the secondary fuel type(s). For each fuel type listed, provide the maximum hourly and annual fuel usage for each.

Describe each fuel expected to be used during the term of the permit.

Fuel Type	Max. Sulfur Content	Max. Ash Content	BTU Value

Emissions Data	***T-1715***	
Criteria Pollutants	Potential Emissions	
	PPH	TPY
Carbon Monoxide (CO)		
Nitrogen Oxides (NO_X)		
Lead (Pb)		
Particulate Matter ($PM_{2.5}$)		
Particulate Matter (PM_{10})		
Total Particulate Matter (TSP)		
Sulfur Dioxide (SO_2)		
Volatile Organic Compounds (VOC)		
Hazardous Air Pollutants	Potential Emissions	
	PPH	TPY
Regulated Pollutants other than Criteria and HAP	Potential Emissions	
	PPH	TPY

List the method(s) used to calculate the potential emissions (include dates of any stack tests conducted, versions of software used, source and dates of emission factors, etc.).

Emissions from this Emission Group are assigned to the major emitting process equipment. Emissions are calculated assuming 8760 hours of operation for most equipment. Emergency equipment emissions are based on 500 hours per year. Highest emitting products were chosen for each emission group, utilizing MON MACT standard batch requirements when appropriate. For tanks the highest throughput in the last three years was increased three times. This was the basis for the PTE. Emissions were calculated using ChemCAD, Essential EHS, Emission Master and/or other appropriate emission estimation models or calculation methodologies (USEPA's TANKS 4.0, WATER9, etc.). Methods take into account stack test results as appropriate.

Applicable Requirements ***T-1715***

List all applicable requirements for this emission unit. For each applicable requirement, include the underlying rule/regulation citation and/or construction permit with the condition number. (*Note: Title V permit condition numbers alone are not the underlying applicable requirements*). If an emission limit is calculated based on the type of source and design capacity or if a standard is based on a design parameter, this information should also be included.

Emission Limits - 6.1.17, 6.1.18, 6.1.19, ; ; 45CSR34, ; 40CFR63 Subpart FFFF,

Opacity Limits - NA

Operational Limits - 6.1.20, 6.1.22, 6.1.23, 6.1.24, ; ; 45CSR34, ; 40CFR63 Subpart FFFF,

X Permit Shield

For all applicable requirements listed above, provide monitoring/testing/recordkeeping/reporting which shall be used to demonstrate compliance. If the method is based on a permit or rule, include the condition number or citation. (Note: Each requirement listed above must have an associated method of demonstrating compliance. If there is not already a required method in place, then a method must be proposed.)

Emission Limits - NA, ;

Opacity Limits - NA;

Operational Limits - 6.1.7, ; 4.1.3, ; 45CSR34,; 40CFR63 Subpart FFFF,

Are you in compliance with all applicable requirements for this emission unit? X Yes ___No

If no, complete the **Schedule of Compliance Form** as **ATTACHMENT F**.

ATTACHMENT E - Emission Unit Form

Emission Unit Description		*Emission Group 312*
Emission unit ID number: TK-7	**Emission unit name:** Tank, Strip Receiver	**List any control devices associated with this emission unit:** NONE

Provide a description of the emission unit (type, method of operation, design parameters, etc.):

Tank

Manufacturer:	**Model number:**	**Serial number:**
In House	NA	NA
Construction date: 1966	**Installation date:**	**Modification date(s):**

Design Capacity (examples: furnaces - tons/hr, tanks - gallons):

Maximum Hourly Throughput:	**Maximum Annual Throughput:**	**Maximum Operating Schedule:**
See Potential Emissions estimation method		8760

Fuel Usage Data **(fill out all applicable fields)**

Does this emission unit combust fuel? ___ Yes ___X No	**If yes, is it?** ___ Indirect Fired ___ Direct Fired
Maximum design heat input and/or maximum horsepower rating:	**Type and Btu/hr rating of burners:**

List the primary fuel type(s) and if applicable, the secondary fuel type(s). For each fuel type listed, provide the maximum hourly and annual fuel usage for each.

Describe each fuel expected to be used during the term of the permit.

Fuel Type	Max. Sulfur Content	Max. Ash Content	BTU Value

Emissions Data ***TK-7***

Criteria Pollutants	Potential Emissions	
	PPH	TPY
Carbon Monoxide (CO)		
Nitrogen Oxides (NO_X)		
Lead (Pb)		
Particulate Matter ($PM_{2.5}$)		
Particulate Matter (PM_{10})		
Total Particulate Matter (TSP)		
Sulfur Dioxide (SO_2)		
Volatile Organic Compounds (VOC)		

Hazardous Air Pollutants	Potential Emissions	
	PPH	TPY

Regulated Pollutants other than Criteria and HAP	Potential Emissions	
	PPH	TPY

List the method(s) used to calculate the potential emissions (include dates of any stack tests conducted, versions of software used, source and dates of emission factors, etc.).

Emissions from this Emission Group are assigned to the major emitting process equipment. Emissions are calculated assuming 8760 hours of operation for most equipment. Emergency equipment emissions are based on 500 hours per year. Highest emitting products were chosen for each emission group, utilizing MON MACT standard batch requirements when appropriate. For tanks the highest throughput in the last three years was increased three times. This was the basis for the PTE. Emissions were calculated using ChemCAD, Essential EHS, Emission Master and/or other appropriate emission estimation models or calculation methodologies (USEPA's TANKS 4.0, WATER9, etc.). Methods take into account stack test results as appropriate.

Applicable Requirements ***TK-7***

List all applicable requirements for this emission unit. For each applicable requirement, include the underlying rule/regulation citation and/or construction permit with the condition number. (*Note: Title V permit condition numbers alone are not the underlying applicable requirements*). If an emission limit is calculated based on the type of source and design capacity or if a standard is based on a design parameter, this information should also be included.

Emission Limits - 6.1.17, 6.1.18, 6.1.19, ; ; 45CSR34, ; 40CFR63 Subpart FFFF,

Opacity Limits - NA

Operational Limits - 6.1.20, 6.1.22, 6.1.23, 6.1.24, ; ; 45CSR34, ; 40CFR63 Subpart FFFF,

X Permit Shield

For all applicable requirements listed above, provide monitoring/testing/recordkeeping/reporting which shall be used to demonstrate compliance. If the method is based on a permit or rule, include the condition number or citation. (Note: Each requirement listed above must have an associated method of demonstrating compliance. If there is not already a required method in place, then a method must be proposed.)

Emission Limits - NA, ;

Opacity Limits - NA;

Operational Limits - 6.1.7, ; 4.1.3, ; 45CSR34,; 40CFR63 Subpart FFFF,

Are you in compliance with all applicable requirements for this emission unit? X Yes ___No

If no, complete the **Schedule of Compliance Form** as **ATTACHMENT F**.

ATTACHMENT E - Emission Unit Form

Emission Unit Description		*Emission Group 313*
Emission unit ID number: C-252	**Emission unit name:** Vacuum Jet	**List any control devices associated with this emission unit:** E-1442

Provide a description of the emission unit (type, method of operation, design parameters, etc.):

Vacuum Jet

Manufacturer:	**Model number:**	**Serial number:**
In House	NA	NA
Construction date:	**Installation date:**	**Modification date(s):**

Design Capacity (examples: furnaces - tons/hr, tanks - gallons):

Maximum Hourly Throughput:	**Maximum Annual Throughput:**	**Maximum Operating Schedule:**
See Potential Emissions estimation method		8760

Fuel Usage Data **(fill out all applicable fields)**

Does this emission unit combust fuel? ___ Yes ___X No	**If yes, is it?** ___ Indirect Fired ___ Direct Fired
Maximum design heat input and/or maximum horsepower rating:	**Type and Btu/hr rating of burners:**

List the primary fuel type(s) and if applicable, the secondary fuel type(s). For each fuel type listed, provide the maximum hourly and annual fuel usage for each.

Describe each fuel expected to be used during the term of the permit.

Fuel Type	Max. Sulfur Content	Max. Ash Content	BTU Value

Emissions Data ***C-252***

Criteria Pollutants	Potential Emissions	
	PPH	TPY
Carbon Monoxide (CO)		
Nitrogen Oxides (NO_X)		
Lead (Pb)		
Particulate Matter ($PM_{2.5}$)		
Particulate Matter (PM_{10})		
Total Particulate Matter (TSP)		
Sulfur Dioxide (SO_2)		
Volatile Organic Compounds (VOC)		

Hazardous Air Pollutants	Potential Emissions	
	PPH	TPY

Regulated Pollutants other than Criteria and HAP	Potential Emissions	
	PPH	TPY

List the method(s) used to calculate the potential emissions (include dates of any stack tests conducted, versions of software used, source and dates of emission factors, etc.).

Emissions from this Emission Group are assigned to the major emitting process equipment. Emissions are calculated assuming 8760 hours of operation for most equipment. Emergency equipment emissions are based on 500 hours per year. Highest emitting products were chosen for each emission group, utilizing MON MACT standard batch requirements when appropriate. For tanks the highest throughput in the last three years was increased three times. This was the basis for the PTE. Emissions were calculated using ChemCAD, Essential EHS, Emission Master and/or other appropriate emission estimation models or calculation methodologies (USEPA's TANKS 4.0, WATER9, etc.). Methods take into account stack test results as appropriate.

Applicable Requirements ***C-252***

List all applicable requirements for this emission unit. For each applicable requirement, include the underlying rule/regulation citation and/or construction permit with the condition number. (*Note: Title V permit condition numbers alone are not the underlying applicable requirements*). If an emission limit is calculated based on the type of source and design capacity or if a standard is based on a design parameter, this information should also be included.

Emission Limits - 6.1.17, 6.1.18, 6.1.19, ; ; 45CSR34, ; 40CFR63 Subpart FFFF,

Opacity Limits - NA

Operational Limits - 6.1.20, 6.1.22, 6.1.23, 6.1.24, ; ; 45CSR34, ; 40CFR63 Subpart FFFF,

X Permit Shield

For all applicable requirements listed above, provide monitoring/testing/recordkeeping/reporting which shall be used to demonstrate compliance. If the method is based on a permit or rule, include the condition number or citation. (Note: Each requirement listed above must have an associated method of demonstrating compliance. If there is not already a required method in place, then a method must be proposed.)

Emission Limits - NA, ;

Opacity Limits - NA;

Operational Limits - 6.1.7, ; 4.1.3, ; 45CSR34,; 40CFR63 Subpart FFFF,

Are you in compliance with all applicable requirements for this emission unit? X Yes ___No

If no, complete the **Schedule of Compliance Form** as **ATTACHMENT F**.

ATTACHMENT E - Emission Unit Form

Emission Unit Description		*Emission Group 313*
Emission unit ID number: E-691	**Emission unit name:** Entrainment Separator	**List any control devices associated with this emission unit:** E-1442 or NONE
Provide a description of the emission unit (type, method of operation, design parameters, etc.): Entrainment Separator		
Manufacturer: In House	**Model number:** NA	**Serial number:** NA
Construction date:	**Installation date:**	**Modification date(s):**
Design Capacity (examples: furnaces - tons/hr, tanks - gallons):		
Maximum Hourly Throughput: See Potential Emissions estimation method	**Maximum Annual Throughput:**	**Maximum Operating Schedule:** 8760
Fuel Usage Data **(fill out all applicable fields)**		
Does this emission unit combust fuel? ___ Yes ___X No		**If yes, is it?** ___ Indirect Fired ___ Direct Fired
Maximum design heat input and/or maximum horsepower rating:		**Type and Btu/hr rating of burners:**
List the primary fuel type(s) and if applicable, the secondary fuel type(s). For each fuel type listed, provide the maximum hourly and annual fuel usage for each.		

Describe each fuel expected to be used during the term of the permit.

Fuel Type	Max. Sulfur Content	Max. Ash Content	BTU Value

Emissions Data ***E-691***

Criteria Pollutants	Potential Emissions	
	PPH	TPY
Carbon Monoxide (CO)		
Nitrogen Oxides (NO_X)		
Lead (Pb)		
Particulate Matter ($PM_{2.5}$)		
Particulate Matter (PM_{10})		
Total Particulate Matter (TSP)		
Sulfur Dioxide (SO_2)		
Volatile Organic Compounds (VOC)		

Hazardous Air Pollutants	Potential Emissions	
	PPH	TPY

Regulated Pollutants other than Criteria and HAP	Potential Emissions	
	PPH	TPY

List the method(s) used to calculate the potential emissions (include dates of any stack tests conducted, versions of software used, source and dates of emission factors, etc.).

Emissions from this Emission Group are assigned to the major emitting process equipment. Emissions are calculated assuming 8760 hours of operation for most equipment. Emergency equipment emissions are based on 500 hours per year. Highest emitting products were chosen for each emission group, utilizing MON MACT standard batch requirements when appropriate. For tanks the highest throughput in the last three years was increased three times. This was the basis for the PTE. Emissions were calculated using ChemCAD, Essential EHS, Emission Master and/or other appropriate emission estimation models or calculation methodologies (USEPA's TANKS 4.0, WATER9, etc.). Methods take into account stack test results as appropriate.

Applicable Requirements ***E-691***

List all applicable requirements for this emission unit. For each applicable requirement, include the underlying rule/regulation citation and/or construction permit with the condition number. (*Note: Title V permit condition numbers alone are not the underlying applicable requirements*). If an emission limit is calculated based on the type of source and design capacity or if a standard is based on a design parameter, this information should also be included.

Emission Limits - 6.1.17, 6.1.18, 6.1.19, ; ; 45CSR34, ; 40CFR63 Subpart FFFF,

Opacity Limits - NA

Operational Limits - 6.1.20, 6.1.22, 6.1.23, 6.1.24, ; ; 45CSR34, ; 40CFR63 Subpart FFFF,

X Permit Shield

For all applicable requirements listed above, provide monitoring/testing/recordkeeping/reporting which shall be used to demonstrate compliance. If the method is based on a permit or rule, include the condition number or citation. (Note: Each requirement listed above must have an associated method of demonstrating compliance. If there is not already a required method in place, then a method must be proposed.)

Emission Limits - NA, ;

Opacity Limits - NA;

Operational Limits - 6.1.7, ; 4.1.3, ; 45CSR34,; 40CFR63 Subpart FFFF,

Are you in compliance with all applicable requirements for this emission unit? X Yes ___No

If no, complete the **Schedule of Compliance Form** as **ATTACHMENT F**.

ATTACHMENT E - Emission Unit Form

Emission Unit Description		*Emission Group 313*
Emission unit ID number: E-1104	**Emission unit name:** Accumulator	**List any control devices associated with this emission unit:** E-1442 or NONE

Provide a description of the emission unit (type, method of operation, design parameters, etc.):

Accumulator

Manufacturer:	**Model number:**	**Serial number:**
In House	NA	NA
Construction date:	**Installation date:**	**Modification date(s):**

Design Capacity (examples: furnaces - tons/hr, tanks - gallons):

Maximum Hourly Throughput:	**Maximum Annual Throughput:**	**Maximum Operating Schedule:**
See Potential Emissions estimation method		8760

Fuel Usage Data **(fill out all applicable fields)**

Does this emission unit combust fuel? ___ Yes ___X No	**If yes, is it?** ___ Indirect Fired ___ Direct Fired
Maximum design heat input and/or maximum horsepower rating:	**Type and Btu/hr rating of burners:**

List the primary fuel type(s) and if applicable, the secondary fuel type(s). For each fuel type listed, provide the maximum hourly and annual fuel usage for each.

Describe each fuel expected to be used during the term of the permit.

Fuel Type	Max. Sulfur Content	Max. Ash Content	BTU Value

Emissions Data	***E-1104***	
Criteria Pollutants	Potential Emissions	
	PPH	TPY
Carbon Monoxide (CO)		
Nitrogen Oxides (NO_X)		
Lead (Pb)		
Particulate Matter ($PM_{2.5}$)		
Particulate Matter (PM_{10})		
Total Particulate Matter (TSP)		
Sulfur Dioxide (SO_2)		
Volatile Organic Compounds (VOC)		
Hazardous Air Pollutants	Potential Emissions	
	PPH	TPY
Regulated Pollutants other than Criteria and HAP	Potential Emissions	
	PPH	TPY

List the method(s) used to calculate the potential emissions (include dates of any stack tests conducted, versions of software used, source and dates of emission factors, etc.).

Emissions from this Emission Group are assigned to the major emitting process equipment. Emissions are calculated assuming 8760 hours of operation for most equipment. Emergency equipment emissions are based on 500 hours per year. Highest emitting products were chosen for each emission group, utilizing MON MACT standard batch requirements when appropriate. For tanks the highest throughput in the last three years was increased three times. This was the basis for the PTE. Emissions were calculated using ChemCAD, Essential EHS, Emission Master and/or other appropriate emission estimation models or calculation methodologies (USEPA's TANKS 4.0, WATER9, etc.). Methods take into account stack test results as appropriate.

Applicable Requirements ***E-1104***

List all applicable requirements for this emission unit. For each applicable requirement, include the underlying rule/regulation citation and/or construction permit with the condition number. (*Note: Title V permit condition numbers alone are not the underlying applicable requirements*). If an emission limit is calculated based on the type of source and design capacity or if a standard is based on a design parameter, this information should also be included.

Emission Limits - 6.1.17, 6.1.18, 6.1.19, ; ; 45CSR34, ; 40CFR63 Subpart FFFF,

Opacity Limits - NA

Operational Limits - 6.1.20, 6.1.22, 6.1.23, 6.1.24, ; ; 45CSR34, ; 40CFR63 Subpart FFFF,

X Permit Shield

For all applicable requirements listed above, provide monitoring/testing/recordkeeping/reporting which shall be used to demonstrate compliance. If the method is based on a permit or rule, include the condition number or citation. (Note: Each requirement listed above must have an associated method of demonstrating compliance. If there is not already a required method in place, then a method must be proposed.)

Emission Limits - NA, ;

Opacity Limits - NA;

Operational Limits - 6.1.7, ; 4.1.3, ; 45CSR34,; 40CFR63 Subpart FFFF,

Are you in compliance with all applicable requirements for this emission unit? X Yes ___No

If no, complete the **Schedule of Compliance Form** as **ATTACHMENT F**.

ATTACHMENT E - Emission Unit Form

Emission Unit Description		*Emission Group 313*
Emission unit ID number: K-57	**Emission unit name:** Kettle	**List any control devices associated with this emission unit:** E-1442 or NONE
Provide a description of the emission unit (type, method of operation, design parameters, etc.): Kettle		
Manufacturer: In House	**Model number:** NA	**Serial number:** NA
Construction date:	**Installation date:**	**Modification date(s):**
Design Capacity (examples: furnaces - tons/hr, tanks - gallons):		
Maximum Hourly Throughput: See Potential Emissions estimation method	**Maximum Annual Throughput:**	**Maximum Operating Schedule:** 8760
Fuel Usage Data **(fill out all applicable fields)**		
Does this emission unit combust fuel? ___ Yes ___X No		**If yes, is it?** ___ Indirect Fired ___ Direct Fired
Maximum design heat input and/or maximum horsepower rating:		**Type and Btu/hr rating of burners:**
List the primary fuel type(s) and if applicable, the secondary fuel type(s). For each fuel type listed, provide the maximum hourly and annual fuel usage for each.		

Describe each fuel expected to be used during the term of the permit.

Fuel Type	Max. Sulfur Content	Max. Ash Content	BTU Value

Emissions Data ***K-57***

Criteria Pollutants	Potential Emissions	
	PPH	TPY
Carbon Monoxide (CO)		
Nitrogen Oxides (NO_X)		
Lead (Pb)		
Particulate Matter ($PM_{2.5}$)		
Particulate Matter (PM_{10})		
Total Particulate Matter (TSP)		
Sulfur Dioxide (SO_2)		
Volatile Organic Compounds (VOC)	5.46	23.90

Hazardous Air Pollutants	Potential Emissions	
	PPH	TPY
Toluene	0.82	3.60

Regulated Pollutants other than Criteria and HAP	Potential Emissions	
	PPH	TPY

List the method(s) used to calculate the potential emissions (include dates of any stack tests conducted, versions of software used, source and dates of emission factors, etc.).

Emissions from this Emission Group are assigned to the major emitting process equipment. Emissions are calculated assuming 8760 hours of operation for most equipment. Emergency equipment emissions are based on 500 hours per year. Highest emitting products were chosen for each emission group, utilizing MON MACT standard batch requirements when appropriate. For tanks the highest throughput in the last three years was increased three times. This was the basis for the PTE. Emissions were calculated using ChemCAD, Essential EHS, Emission Master and/or other appropriate emission estimation models or calculation methodologies (USEPA's TANKS 4.0, WATER9, etc.). Methods take into account stack test results as appropriate.

Applicable Requirements ***K-57***

List all applicable requirements for this emission unit. For each applicable requirement, include the underlying rule/regulation citation and/or construction permit with the condition number. (*Note: Title V permit condition numbers alone are not the underlying applicable requirements*). If an emission limit is calculated based on the type of source and design capacity or if a standard is based on a design parameter, this information should also be included.

Emission Limits - 6.1.17, 6.1.18, 6.1.19, ; ; 45CSR34, ; 40CFR63 Subpart FFFF,

Opacity Limits - NA

Operational Limits - 6.1.20, 6.1.22, 6.1.23, 6.1.24, ; ; 45CSR34, ; 40CFR63 Subpart FFFF,

X Permit Shield

For all applicable requirements listed above, provide monitoring/testing/recordkeeping/reporting which shall be used to demonstrate compliance. If the method is based on a permit or rule, include the condition number or citation. (Note: Each requirement listed above must have an associated method of demonstrating compliance. If there is not already a required method in place, then a method must be proposed.)

Emission Limits - NA, ;

Opacity Limits - NA;

Operational Limits - 6.1.7, ; 4.1.3, ; 45CSR34,; 40CFR63 Subpart FFFF,

Are you in compliance with all applicable requirements for this emission unit? X Yes ___No

If no, complete the **Schedule of Compliance Form** as **ATTACHMENT F**.

ATTACHMENT E - Emission Unit Form

Emission Unit Description		*Emission Group 313*
Emission unit ID number: T-962	**Emission unit name:** Tank	**List any control devices associated with this emission unit:** NONE

Provide a description of the emission unit (type, method of operation, design parameters, etc.):

Tank

Manufacturer:	**Model number:**	**Serial number:**
In House	NA	NA
Construction date: 1973	**Installation date:**	**Modification date(s):**

Design Capacity (examples: furnaces - tons/hr, tanks - gallons):

<20,000

Maximum Hourly Throughput:	**Maximum Annual Throughput:**	**Maximum Operating Schedule:**
See Potential Emissions estimation method		8760

Fuel Usage Data **(fill out all applicable fields)**

Does this emission unit combust fuel? ___ Yes ___X No	**If yes, is it?** ___ Indirect Fired ___ Direct Fired
Maximum design heat input and/or maximum horsepower rating:	**Type and Btu/hr rating of burners:**

List the primary fuel type(s) and if applicable, the secondary fuel type(s). For each fuel type listed, provide the maximum hourly and annual fuel usage for each.

Describe each fuel expected to be used during the term of the permit.

Fuel Type	Max. Sulfur Content	Max. Ash Content	BTU Value

Emissions Data	***T-962***	
Criteria Pollutants	Potential Emissions	
	PPH	TPY
Carbon Monoxide (CO)		
Nitrogen Oxides (NO_X)		
Lead (Pb)		
Particulate Matter ($PM_{2.5}$)		
Particulate Matter (PM_{10})		
Total Particulate Matter (TSP)		
Sulfur Dioxide (SO_2)		
Volatile Organic Compounds (VOC)		
Hazardous Air Pollutants	Potential Emissions	
	PPH	TPY
Regulated Pollutants other than Criteria and HAP	Potential Emissions	
	PPH	TPY

List the method(s) used to calculate the potential emissions (include dates of any stack tests conducted, versions of software used, source and dates of emission factors, etc.).

Emissions from this Emission Group are assigned to the major emitting process equipment. Emissions are calculated assuming 8760 hours of operation for most equipment. Emergency equipment emissions are based on 500 hours per year. Highest emitting products were chosen for each emission group, utilizing MON MACT standard batch requirements when appropriate. For tanks the highest throughput in the last three years was increased three times. This was the basis for the PTE. Emissions were calculated using ChemCAD, Essential EHS, Emission Master and/or other appropriate emission estimation models or calculation methodologies (USEPA's TANKS 4.0, WATER9, etc.). Methods take into account stack test results as appropriate.

Applicable Requirements ***T-962***

List all applicable requirements for this emission unit. For each applicable requirement, include the underlying rule/regulation citation and/or construction permit with the condition number. (*Note: Title V permit condition numbers alone are not the underlying applicable requirements*). If an emission limit is calculated based on the type of source and design capacity or if a standard is based on a design parameter, this information should also be included.

Emission Limits - 6.1.17, 6.1.18, 6.1.19, ; ; 45CSR34, ; 40CFR63 Subpart FFFF,

Opacity Limits - NA

Operational Limits - 6.1.20, 6.1.22, 6.1.23, 6.1.24, ; ; 45CSR34, ; 40CFR63 Subpart FFFF,

X Permit Shield

For all applicable requirements listed above, provide monitoring/testing/recordkeeping/reporting which shall be used to demonstrate compliance. If the method is based on a permit or rule, include the condition number or citation. (Note: Each requirement listed above must have an associated method of demonstrating compliance. If there is not already a required method in place, then a method must be proposed.)

Emission Limits - NA, ;

Opacity Limits - NA;

Operational Limits - 6.1.7, ; 4.1.3, ; 45CSR34,; 40CFR63 Subpart FFFF,

Are you in compliance with all applicable requirements for this emission unit? X Yes ___No

If no, complete the **Schedule of Compliance Form** as **ATTACHMENT F**.

ATTACHMENT E - Emission Unit Form

Emission Unit Description		*Emission Group 313*
Emission unit ID number: T-963	**Emission unit name:** Tank	**List any control devices associated with this emission unit:** NONE

Provide a description of the emission unit (type, method of operation, design parameters, etc.):

Tank

Manufacturer:	**Model number:**	**Serial number:**
In House	NA	NA
Construction date: 1973	**Installation date:**	**Modification date(s):**

Design Capacity (examples: furnaces - tons/hr, tanks - gallons):

<20,000

Maximum Hourly Throughput:	**Maximum Annual Throughput:**	**Maximum Operating Schedule:**
See Potential Emissions estimation method		8760

Fuel Usage Data **(fill out all applicable fields)**

Does this emission unit combust fuel? ___ Yes ___X No	**If yes, is it?** ___ Indirect Fired ___ Direct Fired
Maximum design heat input and/or maximum horsepower rating:	**Type and Btu/hr rating of burners:**

List the primary fuel type(s) and if applicable, the secondary fuel type(s). For each fuel type listed, provide the maximum hourly and annual fuel usage for each.

Describe each fuel expected to be used during the term of the permit.

Fuel Type	Max. Sulfur Content	Max. Ash Content	BTU Value

Emissions Data	***T-963***	
Criteria Pollutants	Potential Emissions	
	PPH	TPY
Carbon Monoxide (CO)		
Nitrogen Oxides (NO_X)		
Lead (Pb)		
Particulate Matter ($PM_{2.5}$)		
Particulate Matter (PM_{10})		
Total Particulate Matter (TSP)		
Sulfur Dioxide (SO_2)		
Volatile Organic Compounds (VOC)		
Hazardous Air Pollutants	Potential Emissions	
	PPH	TPY
Regulated Pollutants other than Criteria and HAP	Potential Emissions	
	PPH	TPY

List the method(s) used to calculate the potential emissions (include dates of any stack tests conducted, versions of software used, source and dates of emission factors, etc.).

Emissions from this Emission Group are assigned to the major emitting process equipment. Emissions are calculated assuming 8760 hours of operation for most equipment. Emergency equipment emissions are based on 500 hours per year. Highest emitting products were chosen for each emission group, utilizing MON MACT standard batch requirements when appropriate. For tanks the highest throughput in the last three years was increased three times. This was the basis for the PTE. Emissions were calculated using ChemCAD, Essential EHS, Emission Master and/or other appropriate emission estimation models or calculation methodologies (USEPA's TANKS 4.0, WATER9, etc.). Methods take into account stack test results as appropriate.

Applicable Requirements ***T-963***

List all applicable requirements for this emission unit. For each applicable requirement, include the underlying rule/regulation citation and/or construction permit with the condition number. (*Note: Title V permit condition numbers alone are not the underlying applicable requirements*). If an emission limit is calculated based on the type of source and design capacity or if a standard is based on a design parameter, this information should also be included.

Emission Limits - 6.1.17, 6.1.18, 6.1.19, ; ; 45CSR34, ; 40CFR63 Subpart FFFF,

Opacity Limits - NA

Operational Limits - 6.1.20, 6.1.22, 6.1.23, 6.1.24, ; ; 45CSR34, ; 40CFR63 Subpart FFFF,

X Permit Shield

For all applicable requirements listed above, provide monitoring/testing/recordkeeping/reporting which shall be used to demonstrate compliance. If the method is based on a permit or rule, include the condition number or citation. (Note: Each requirement listed above must have an associated method of demonstrating compliance. If there is not already a required method in place, then a method must be proposed.)

Emission Limits - NA, ;

Opacity Limits - NA;

Operational Limits - 6.1.7, ; 4.1.3, ; 45CSR34,; 40CFR63 Subpart FFFF,

Are you in compliance with all applicable requirements for this emission unit? X Yes ___No

If no, complete the **Schedule of Compliance Form** as **ATTACHMENT F**.

ATTACHMENT E - Emission Unit Form

Emission Unit Description		*Emission Group 315*
Emission unit ID number: C-130	**Emission unit name:** Vacuum Jet	**List any control devices associated with this emission unit:** NONE

Provide a description of the emission unit (type, method of operation, design parameters, etc.):

Vacuum Jet

Manufacturer:	**Model number:**	**Serial number:**
In House	NA	NA
Construction date:	**Installation date:**	**Modification date(s):**

Design Capacity (examples: furnaces - tons/hr, tanks - gallons):

Maximum Hourly Throughput:	**Maximum Annual Throughput:**	**Maximum Operating Schedule:**
See Potential Emissions estimation method		8760

Fuel Usage Data **(fill out all applicable fields)**

Does this emission unit combust fuel? ___ Yes ___X No	**If yes, is it?** ___ Indirect Fired ___ Direct Fired
Maximum design heat input and/or maximum horsepower rating:	**Type and Btu/hr rating of burners:**

List the primary fuel type(s) and if applicable, the secondary fuel type(s). For each fuel type listed, provide the maximum hourly and annual fuel usage for each.

Describe each fuel expected to be used during the term of the permit.

Fuel Type	Max. Sulfur Content	Max. Ash Content	BTU Value

Emissions Data ***C-130***

Criteria Pollutants	Potential Emissions	
	PPH	TPY
Carbon Monoxide (CO)		
Nitrogen Oxides (NO_X)		
Lead (Pb)		
Particulate Matter ($PM_{2.5}$)		
Particulate Matter (PM_{10})		
Total Particulate Matter (TSP)		
Sulfur Dioxide (SO_2)		
Volatile Organic Compounds (VOC)		

Hazardous Air Pollutants	Potential Emissions	
	PPH	TPY

Regulated Pollutants other than Criteria and HAP	Potential Emissions	
	PPH	TPY

List the method(s) used to calculate the potential emissions (include dates of any stack tests conducted, versions of software used, source and dates of emission factors, etc.).

Emissions from this Emission Group are assigned to the major emitting process equipment. Emissions are calculated assuming 8760 hours of operation for most equipment. Emergency equipment emissions are based on 500 hours per year. Highest emitting products were chosen for each emission group, utilizing MON MACT standard batch requirements when appropriate. For tanks the highest throughput in the last three years was increased three times. This was the basis for the PTE. Emissions were calculated using ChemCAD, Essential EHS, Emission Master and/or other appropriate emission estimation models or calculation methodologies (USEPA's TANKS 4.0, WATER9, etc.). Methods take into account stack test results as appropriate.

Applicable Requirements ***C-130***

List all applicable requirements for this emission unit. For each applicable requirement, include the underlying rule/regulation citation and/or construction permit with the condition number. (*Note: Title V permit condition numbers alone are not the underlying applicable requirements*). If an emission limit is calculated based on the type of source and design capacity or if a standard is based on a design parameter, this information should also be included.

Emission Limits - 6.1.17, 6.1.18, 6.1.19, ; ; 45CSR34, ; 40CFR63 Subpart FFFF,

Opacity Limits - NA

Operational Limits - 6.1.20, 6.1.22, 6.1.23, 6.1.24, ; ; 45CSR34, ; 40CFR63 Subpart FFFF,

X Permit Shield

For all applicable requirements listed above, provide monitoring/testing/recordkeeping/reporting which shall be used to demonstrate compliance. If the method is based on a permit or rule, include the condition number or citation. (Note: Each requirement listed above must have an associated method of demonstrating compliance. If there is not already a required method in place, then a method must be proposed.)

Emission Limits - NA, ;

Opacity Limits - NA;

Operational Limits - 6.1.7, ; 4.1.3, ; 45CSR34,; 40CFR63 Subpart FFFF,

Are you in compliance with all applicable requirements for this emission unit? X Yes ___No

If no, complete the **Schedule of Compliance Form** as **ATTACHMENT F**.

ATTACHMENT E - Emission Unit Form

Emission Unit Description		*Emission Group 315*
Emission unit ID number: K-81	**Emission unit name:** Kettle	**List any control devices associated with this emission unit:** NONE
Provide a description of the emission unit (type, method of operation, design parameters, etc.): Kettle		
Manufacturer: In House	**Model number:** NA	**Serial number:** NA
Construction date:	**Installation date:**	**Modification date(s):**
Design Capacity (examples: furnaces - tons/hr, tanks - gallons):		
Maximum Hourly Throughput: See Potential Emissions estimation method	**Maximum Annual Throughput:**	**Maximum Operating Schedule:** 8760
Fuel Usage Data **(fill out all applicable fields)**		
Does this emission unit combust fuel? ___ Yes ___X No		**If yes, is it?** ___ Indirect Fired ___ Direct Fired
Maximum design heat input and/or maximum horsepower rating:		**Type and Btu/hr rating of burners:**
List the primary fuel type(s) and if applicable, the secondary fuel type(s). For each fuel type listed, provide the maximum hourly and annual fuel usage for each.		

Describe each fuel expected to be used during the term of the permit.

Fuel Type	Max. Sulfur Content	Max. Ash Content	BTU Value

Emissions Data ***K-81***

Criteria Pollutants	Potential Emissions	
	PPH	TPY
Carbon Monoxide (CO)		
Nitrogen Oxides (NO_X)		
Lead (Pb)		
Particulate Matter ($PM_{2.5}$)		
Particulate Matter (PM_{10})		
Total Particulate Matter (TSP)		
Sulfur Dioxide (SO_2)		
Volatile Organic Compounds (VOC)	2.95	12.90
Hazardous Air Pollutants	Potential Emissions	
	PPH	TPY
Propionaldehyde	1.80	7.90
Toluene	1.14	5.00
Regulated Pollutants other than Criteria and HAP	Potential Emissions	
	PPH	TPY

List the method(s) used to calculate the potential emissions (include dates of any stack tests conducted, versions of software used, source and dates of emission factors, etc.).

Emissions from this Emission Group are assigned to the major emitting process equipment. Emissions are calculated assuming 8760 hours of operation for most equipment. Emergency equipment emissions are based on 500 hours per year. Highest emitting products were chosen for each emission group, utilizing MON MACT standard batch requirements when appropriate. For tanks the highest throughput in the last three years was increased three times. This was the basis for the PTE. Emissions were calculated using ChemCAD, Essential EHS, Emission Master and/or other appropriate emission estimation models or calculation methodologies (USEPA's TANKS 4.0, WATER9, etc.). Methods take into account stack test results as appropriate.

Applicable Requirements ***K-81***

List all applicable requirements for this emission unit. For each applicable requirement, include the underlying rule/regulation citation and/or construction permit with the condition number. (*Note: Title V permit condition numbers alone are not the underlying applicable requirements*). If an emission limit is calculated based on the type of source and design capacity or if a standard is based on a design parameter, this information should also be included.

Emission Limits - 6.1.17, 6.1.18, 6.1.19, ; ; 45CSR34, ; 40CFR63 Subpart FFFF,

Opacity Limits - NA

Operational Limits - 6.1.20, 6.1.22, 6.1.23, 6.1.24, ; ; 45CSR34, ; 40CFR63 Subpart FFFF,

X Permit Shield

For all applicable requirements listed above, provide monitoring/testing/recordkeeping/reporting which shall be used to demonstrate compliance. If the method is based on a permit or rule, include the condition number or citation. (Note: Each requirement listed above must have an associated method of demonstrating compliance. If there is not already a required method in place, then a method must be proposed.)

Emission Limits - NA, ;

Opacity Limits - NA;

Operational Limits - 6.1.7, ; 4.1.3, ; 45CSR34,; 40CFR63 Subpart FFFF,

Are you in compliance with all applicable requirements for this emission unit? X Yes ___No

If no, complete the **Schedule of Compliance Form** as **ATTACHMENT F**.

ATTACHMENT E - Emission Unit Form

Emission Unit Description		*Emission Group 315*
Emission unit ID number: T-640	**Emission unit name:** Tank	**List any control devices associated with this emission unit:** NONE

Provide a description of the emission unit (type, method of operation, design parameters, etc.):

Tank

Manufacturer:	**Model number:**	**Serial number:**
In House	NA	NA
Construction date: 1966	**Installation date:**	**Modification date(s):**

Design Capacity (examples: furnaces - tons/hr, tanks - gallons):

<20,000

Maximum Hourly Throughput:	**Maximum Annual Throughput:**	**Maximum Operating Schedule:**
See Potential Emissions estimation method		8760

Fuel Usage Data **(fill out all applicable fields)**

Does this emission unit combust fuel? ___ Yes ___X No	**If yes, is it?** ___ Indirect Fired ___ Direct Fired
Maximum design heat input and/or maximum horsepower rating:	**Type and Btu/hr rating of burners:**

List the primary fuel type(s) and if applicable, the secondary fuel type(s). For each fuel type listed, provide the maximum hourly and annual fuel usage for each.

Describe each fuel expected to be used during the term of the permit.

Fuel Type	Max. Sulfur Content	Max. Ash Content	BTU Value

Emissions Data	***T-640***	
Criteria Pollutants	Potential Emissions	
	PPH	TPY
Carbon Monoxide (CO)		
Nitrogen Oxides (NO_X)		
Lead (Pb)		
Particulate Matter ($PM_{2.5}$)		
Particulate Matter (PM_{10})		
Total Particulate Matter (TSP)		
Sulfur Dioxide (SO_2)		
Volatile Organic Compounds (VOC)	0.62	2.70
Hazardous Air Pollutants	Potential Emissions	
	PPH	TPY
Regulated Pollutants other than Criteria and HAP	Potential Emissions	
	PPH	TPY

List the method(s) used to calculate the potential emissions (include dates of any stack tests conducted, versions of software used, source and dates of emission factors, etc.).

Emissions from this Emission Group are assigned to the major emitting process equipment. Emissions are calculated assuming 8760 hours of operation for most equipment. Emergency equipment emissions are based on 500 hours per year. Highest emitting products were chosen for each emission group, utilizing MON MACT standard batch requirements when appropriate. For tanks the highest throughput in the last three years was increased three times. This was the basis for the PTE. Emissions were calculated using ChemCAD, Essential EHS, Emission Master and/or other appropriate emission estimation models or calculation methodologies (USEPA's TANKS 4.0, WATER9, etc.). Methods take into account stack test results as appropriate.

Applicable Requirements ***T-640***

List all applicable requirements for this emission unit. For each applicable requirement, include the underlying rule/regulation citation and/or construction permit with the condition number. (*Note: Title V permit condition numbers alone are not the underlying applicable requirements*). If an emission limit is calculated based on the type of source and design capacity or if a standard is based on a design parameter, this information should also be included.

Emission Limits - 6.1.17, 6.1.18, 6.1.19, ; ; 45CSR34, ; 40CFR63 Subpart FFFF,

Opacity Limits - NA

Operational Limits - 6.1.20, 6.1.22, 6.1.23, 6.1.24, ; ; 45CSR34, ; 40CFR63 Subpart FFFF,

X Permit Shield

For all applicable requirements listed above, provide monitoring/testing/recordkeeping/reporting which shall be used to demonstrate compliance. If the method is based on a permit or rule, include the condition number or citation. (Note: Each requirement listed above must have an associated method of demonstrating compliance. If there is not already a required method in place, then a method must be proposed.)

Emission Limits - NA, ;

Opacity Limits - NA;

Operational Limits - 6.1.7, ; 4.1.3, ; 45CSR34,; 40CFR63 Subpart FFFF,

Are you in compliance with all applicable requirements for this emission unit? X Yes ___No

If no, complete the **Schedule of Compliance Form** as **ATTACHMENT F**.

ATTACHMENT E - Emission Unit Form

Emission Unit Description		*Emission Group 315*
Emission unit ID number: T-641	**Emission unit name:** Tank	**List any control devices associated with this emission unit:** NONE

Provide a description of the emission unit (type, method of operation, design parameters, etc.):

Tank

Manufacturer:	**Model number:**	**Serial number:**
In House	NA	NA
Construction date: 1966	**Installation date:**	**Modification date(s):**

Design Capacity (examples: furnaces - tons/hr, tanks - gallons):

<20,000

Maximum Hourly Throughput:	**Maximum Annual Throughput:**	**Maximum Operating Schedule:**
See Potential Emissions estimation method		8760

Fuel Usage Data **(fill out all applicable fields)**

Does this emission unit combust fuel? ___ Yes ___X No	**If yes, is it?** ___ Indirect Fired ___ Direct Fired
Maximum design heat input and/or maximum horsepower rating:	**Type and Btu/hr rating of burners:**

List the primary fuel type(s) and if applicable, the secondary fuel type(s). For each fuel type listed, provide the maximum hourly and annual fuel usage for each.

Describe each fuel expected to be used during the term of the permit.

Fuel Type	Max. Sulfur Content	Max. Ash Content	BTU Value

Emissions Data	***T-641***	
Criteria Pollutants	Potential Emissions	
	PPH	TPY
Carbon Monoxide (CO)		
Nitrogen Oxides (NO_X)		
Lead (Pb)		
Particulate Matter ($PM_{2.5}$)		
Particulate Matter (PM_{10})		
Total Particulate Matter (TSP)		
Sulfur Dioxide (SO_2)		
Volatile Organic Compounds (VOC)	0.05	0.20
Hazardous Air Pollutants	Potential Emissions	
	PPH	TPY
Regulated Pollutants other than Criteria and HAP	Potential Emissions	
	PPH	TPY

List the method(s) used to calculate the potential emissions (include dates of any stack tests conducted, versions of software used, source and dates of emission factors, etc.).

Emissions from this Emission Group are assigned to the major emitting process equipment. Emissions are calculated assuming 8760 hours of operation for most equipment. Emergency equipment emissions are based on 500 hours per year. Highest emitting products were chosen for each emission group, utilizing MON MACT standard batch requirements when appropriate. For tanks the highest throughput in the last three years was increased three times. This was the basis for the PTE. Emissions were calculated using ChemCAD, Essential EHS, Emission Master and/or other appropriate emission estimation models or calculation methodologies (USEPA's TANKS 4.0, WATER9, etc.). Methods take into account stack test results as appropriate.

Applicable Requirements ***T-641***

List all applicable requirements for this emission unit. For each applicable requirement, include the underlying rule/regulation citation and/or construction permit with the condition number. (*Note: Title V permit condition numbers alone are not the underlying applicable requirements*). If an emission limit is calculated based on the type of source and design capacity or if a standard is based on a design parameter, this information should also be included.

Emission Limits - 6.1.17, 6.1.18, 6.1.19, ; ; 45CSR34, ; 40CFR63 Subpart FFFF,

Opacity Limits - NA

Operational Limits - 6.1.20, 6.1.22, 6.1.23, 6.1.24, ; ; 45CSR34, ; 40CFR63 Subpart FFFF,

X Permit Shield

For all applicable requirements listed above, provide monitoring/testing/recordkeeping/reporting which shall be used to demonstrate compliance. If the method is based on a permit or rule, include the condition number or citation. (Note: Each requirement listed above must have an associated method of demonstrating compliance. If there is not already a required method in place, then a method must be proposed.)

Emission Limits - NA, ;

Opacity Limits - NA;

Operational Limits - 6.1.7, ; 4.1.3, ; 45CSR34,; 40CFR63 Subpart FFFF,

Are you in compliance with all applicable requirements for this emission unit? X Yes ___No

If no, complete the **Schedule of Compliance Form** as **ATTACHMENT F**.

ATTACHMENT E - Emission Unit Form

Emission Unit Description		*Emission Group 337*
Emission unit ID number: R-32	**Emission unit name:** Reactor	**List any control devices associated with this emission unit:** NONE
Provide a description of the emission unit (type, method of operation, design parameters, etc.): Reactor		
Manufacturer: In House	**Model number:** NA	**Serial number:** NA
Construction date:	**Installation date:**	**Modification date(s):**
Design Capacity (examples: furnaces - tons/hr, tanks - gallons):		
Maximum Hourly Throughput: See Potential Emissions estimation method	**Maximum Annual Throughput:**	**Maximum Operating Schedule:** 8760
Fuel Usage Data **(fill out all applicable fields)**		
Does this emission unit combust fuel? ___ Yes ___X No		**If yes, is it?** ___ Indirect Fired ___ Direct Fired
Maximum design heat input and/or maximum horsepower rating:		**Type and Btu/hr rating of burners:**
List the primary fuel type(s) and if applicable, the secondary fuel type(s). For each fuel type listed, provide the maximum hourly and annual fuel usage for each.		

Describe each fuel expected to be used during the term of the permit.

Fuel Type	Max. Sulfur Content	Max. Ash Content	BTU Value

Emissions Data ***R-32***

Criteria Pollutants	Potential Emissions	
	PPH	TPY
Carbon Monoxide (CO)		
Nitrogen Oxides (NO_X)		
Lead (Pb)		
Particulate Matter ($PM_{2.5}$)		
Particulate Matter (PM_{10})		
Total Particulate Matter (TSP)		
Sulfur Dioxide (SO_2)		
Volatile Organic Compounds (VOC)		

Hazardous Air Pollutants	Potential Emissions	
	PPH	TPY

Regulated Pollutants other than Criteria and HAP	Potential Emissions	
	PPH	TPY

List the method(s) used to calculate the potential emissions (include dates of any stack tests conducted, versions of software used, source and dates of emission factors, etc.).

Emissions from this Emission Group are assigned to the major emitting process equipment. Emissions are calculated assuming 8760 hours of operation for most equipment. Emergency equipment emissions are based on 500 hours per year. Highest emitting products were chosen for each emission group, utilizing MON MACT standard batch requirements when appropriate. For tanks the highest throughput in the last three years was increased three times. This was the basis for the PTE. Emissions were calculated using ChemCAD, Essential EHS, Emission Master and/or other appropriate emission estimation models or calculation methodologies (USEPA's TANKS 4.0, WATER9, etc.). Methods take into account stack test results as appropriate.

Applicable Requirements ***R-32***

List all applicable requirements for this emission unit. For each applicable requirement, include the underlying rule/regulation citation and/or construction permit with the condition number. (*Note: Title V permit condition numbers alone are not the underlying applicable requirements*). If an emission limit is calculated based on the type of source and design capacity or if a standard is based on a design parameter, this information should also be included.

Emission Limits - 6.1.17, 6.1.18, 6.1.19, ; ; 45CSR34, ; 40CFR63 Subpart FFFF,

Opacity Limits - NA

Operational Limits - 6.1.20, 6.1.22, 6.1.23, 6.1.24, ; ; 45CSR34, ; 40CFR63 Subpart FFFF,

X Permit Shield

For all applicable requirements listed above, provide monitoring/testing/recordkeeping/reporting which shall be used to demonstrate compliance. If the method is based on a permit or rule, include the condition number or citation. (Note: Each requirement listed above must have an associated method of demonstrating compliance. If there is not already a required method in place, then a method must be proposed.)

Emission Limits - NA, ;

Opacity Limits - NA;

Operational Limits - 6.1.7, ; 4.1.3, ; 45CSR34,; 40CFR63 Subpart FFFF,

Are you in compliance with all applicable requirements for this emission unit? X Yes ___No

If no, complete the **Schedule of Compliance Form** as **ATTACHMENT F**.

ATTACHMENT E - Emission Unit Form

Emission Unit Description		*Emission Group 337*
Emission unit ID number: R-33	**Emission unit name:** Reactor	**List any control devices associated with this emission unit:** NONE

Provide a description of the emission unit (type, method of operation, design parameters, etc.):

Reactor

Manufacturer:	**Model number:**	**Serial number:**
In House	NA	NA
Construction date:	**Installation date:**	**Modification date(s):**

Design Capacity (examples: furnaces - tons/hr, tanks - gallons):

Maximum Hourly Throughput:	**Maximum Annual Throughput:**	**Maximum Operating Schedule:**
See Potential Emissions estimation method		8760

Fuel Usage Data **(fill out all applicable fields)**

Does this emission unit combust fuel? ___ Yes ___X No	**If yes, is it?** ___ Indirect Fired ___ Direct Fired
Maximum design heat input and/or maximum horsepower rating:	**Type and Btu/hr rating of burners:**

List the primary fuel type(s) and if applicable, the secondary fuel type(s). For each fuel type listed, provide the maximum hourly and annual fuel usage for each.

Describe each fuel expected to be used during the term of the permit.

Fuel Type	Max. Sulfur Content	Max. Ash Content	BTU Value

Emissions Data ***R-33***

Criteria Pollutants	Potential Emissions	
	PPH	TPY
Carbon Monoxide (CO)		
Nitrogen Oxides (NO_X)		
Lead (Pb)		
Particulate Matter ($PM_{2.5}$)		
Particulate Matter (PM_{10})		
Total Particulate Matter (TSP)		
Sulfur Dioxide (SO_2)		
Volatile Organic Compounds (VOC)		

Hazardous Air Pollutants	Potential Emissions	
	PPH	TPY

Regulated Pollutants other than Criteria and HAP	Potential Emissions	
	PPH	TPY

List the method(s) used to calculate the potential emissions (include dates of any stack tests conducted, versions of software used, source and dates of emission factors, etc.).

Emissions from this Emission Group are assigned to the major emitting process equipment. Emissions are calculated assuming 8760 hours of operation for most equipment. Emergency equipment emissions are based on 500 hours per year. Highest emitting products were chosen for each emission group, utilizing MON MACT standard batch requirements when appropriate. For tanks the highest throughput in the last three years was increased three times. This was the basis for the PTE. Emissions were calculated using ChemCAD, Essential EHS, Emission Master and/or other appropriate emission estimation models or calculation methodologies (USEPA's TANKS 4.0, WATER9, etc.). Methods take into account stack test results as appropriate.

Applicable Requirements ***R-33***

List all applicable requirements for this emission unit. For each applicable requirement, include the underlying rule/regulation citation and/or construction permit with the condition number. (*Note: Title V permit condition numbers alone are not the underlying applicable requirements*). If an emission limit is calculated based on the type of source and design capacity or if a standard is based on a design parameter, this information should also be included.

Emission Limits - 6.1.17, 6.1.18, 6.1.19, ; ; 45CSR34, ; 40CFR63 Subpart FFFF,

Opacity Limits - NA

Operational Limits - 6.1.20, 6.1.22, 6.1.23, 6.1.24, ; ; 45CSR34, ; 40CFR63 Subpart FFFF,

X Permit Shield

For all applicable requirements listed above, provide monitoring/testing/recordkeeping/reporting which shall be used to demonstrate compliance. If the method is based on a permit or rule, include the condition number or citation. (Note: Each requirement listed above must have an associated method of demonstrating compliance. If there is not already a required method in place, then a method must be proposed.)

Emission Limits - NA, ;

Opacity Limits - NA;

Operational Limits - 6.1.7, ; 4.1.3, ; 45CSR34,; 40CFR63 Subpart FFFF,

Are you in compliance with all applicable requirements for this emission unit? X Yes ___No

If no, complete the **Schedule of Compliance Form** as **ATTACHMENT F**.

ATTACHMENT E - Emission Unit Form

Emission Unit Description		*Emission Group 337*
Emission unit ID number: T-654	**Emission unit name:** Tank	**List any control devices associated with this emission unit:** NONE
Provide a description of the emission unit (type, method of operation, design parameters, etc.): Tank		
Manufacturer: In House	**Model number:** NA	**Serial number:** NA
Construction date: 1966	**Installation date:**	**Modification date(s):**
Design Capacity (examples: furnaces - tons/hr, tanks - gallons): <20,000		
Maximum Hourly Throughput: See Potential Emissions estimation method	**Maximum Annual Throughput:**	**Maximum Operating Schedule:** 8760
Fuel Usage Data **(fill out all applicable fields)**		
Does this emission unit combust fuel? ___ Yes ___X No		**If yes, is it?** ___ Indirect Fired ___ Direct Fired
Maximum design heat input and/or maximum horsepower rating:		**Type and Btu/hr rating of burners:**
List the primary fuel type(s) and if applicable, the secondary fuel type(s). For each fuel type listed, provide the maximum hourly and annual fuel usage for each.		

Describe each fuel expected to be used during the term of the permit.

Fuel Type	Max. Sulfur Content	Max. Ash Content	BTU Value

Emissions Data ***T-654***

Criteria Pollutants	Potential Emissions	
	PPH	TPY
Carbon Monoxide (CO)		
Nitrogen Oxides (NO_X)		
Lead (Pb)		
Particulate Matter ($PM_{2.5}$)		
Particulate Matter (PM_{10})		
Total Particulate Matter (TSP)		
Sulfur Dioxide (SO_2)		
Volatile Organic Compounds (VOC)		

Hazardous Air Pollutants	Potential Emissions	
	PPH	TPY

Regulated Pollutants other than Criteria and HAP	Potential Emissions	
	PPH	TPY

List the method(s) used to calculate the potential emissions (include dates of any stack tests conducted, versions of software used, source and dates of emission factors, etc.).

Emissions from this Emission Group are assigned to the major emitting process equipment. Emissions are calculated assuming 8760 hours of operation for most equipment. Emergency equipment emissions are based on 500 hours per year. Highest emitting products were chosen for each emission group, utilizing MON MACT standard batch requirements when appropriate. For tanks the highest throughput in the last three years was increased three times. This was the basis for the PTE. Emissions were calculated using ChemCAD, Essential EHS, Emission Master and/or other appropriate emission estimation models or calculation methodologies (USEPA's TANKS 4.0, WATER9, etc.). Methods take into account stack test results as appropriate.

Applicable Requirements ***T-654***

List all applicable requirements for this emission unit. For each applicable requirement, include the underlying rule/regulation citation and/or construction permit with the condition number. (*Note: Title V permit condition numbers alone are not the underlying applicable requirements*). If an emission limit is calculated based on the type of source and design capacity or if a standard is based on a design parameter, this information should also be included.

Emission Limits - 6.1.17, 6.1.18, 6.1.19, ; ; 45CSR34, ; 40CFR63 Subpart FFFF,

Opacity Limits - NA

Operational Limits - 6.1.20, 6.1.22, 6.1.23, 6.1.24, ; ; 45CSR34, ; 40CFR63 Subpart FFFF,

X Permit Shield

For all applicable requirements listed above, provide monitoring/testing/recordkeeping/reporting which shall be used to demonstrate compliance. If the method is based on a permit or rule, include the condition number or citation. (Note: Each requirement listed above must have an associated method of demonstrating compliance. If there is not already a required method in place, then a method must be proposed.)

Emission Limits - NA, ;

Opacity Limits - NA;

Operational Limits - 6.1.7, ; 4.1.3, ; 45CSR34,; 40CFR63 Subpart FFFF,

Are you in compliance with all applicable requirements for this emission unit? X Yes ___No

If no, complete the **Schedule of Compliance Form** as **ATTACHMENT F**.

ATTACHMENT E - Emission Unit Form

Emission Unit Description		*Emission Group 341*
Emission unit ID number: C-422	**Emission unit name:** Vacuum Jet	**List any control devices associated with this emission unit:** S-192

Provide a description of the emission unit (type, method of operation, design parameters, etc.):

Vacuum Jet

Manufacturer:	**Model number:**	**Serial number:**
In House	NA	NA
Construction date:	**Installation date:**	**Modification date(s):**

Design Capacity (examples: furnaces - tons/hr, tanks - gallons):

Maximum Hourly Throughput:	**Maximum Annual Throughput:**	**Maximum Operating Schedule:**
See Potential Emissions estimation method		8760

Fuel Usage Data **(fill out all applicable fields)**

Does this emission unit combust fuel? ___ Yes ___X No	**If yes, is it?** ___ Indirect Fired ___ Direct Fired
Maximum design heat input and/or maximum horsepower rating:	**Type and Btu/hr rating of burners:**

List the primary fuel type(s) and if applicable, the secondary fuel type(s). For each fuel type listed, provide the maximum hourly and annual fuel usage for each.

Describe each fuel expected to be used during the term of the permit.

Fuel Type	Max. Sulfur Content	Max. Ash Content	BTU Value

Emissions Data ***C-422***

Criteria Pollutants	Potential Emissions	
	PPH	TPY
Carbon Monoxide (CO)		
Nitrogen Oxides (NO_X)		
Lead (Pb)		
Particulate Matter ($PM_{2.5}$)		
Particulate Matter (PM_{10})		
Total Particulate Matter (TSP)		
Sulfur Dioxide (SO_2)		
Volatile Organic Compounds (VOC)		

Hazardous Air Pollutants	Potential Emissions	
	PPH	TPY

Regulated Pollutants other than Criteria and HAP	Potential Emissions	
	PPH	TPY

List the method(s) used to calculate the potential emissions (include dates of any stack tests conducted, versions of software used, source and dates of emission factors, etc.).

Emissions from this Emission Group are assigned to the major emitting process equipment. Emissions are calculated assuming 8760 hours of operation for most equipment. Emergency equipment emissions are based on 500 hours per year. Highest emitting products were chosen for each emission group, utilizing MON MACT standard batch requirements when appropriate. For tanks the highest throughput in the last three years was increased three times. This was the basis for the PTE. Emissions were calculated using ChemCAD, Essential EHS, Emission Master and/or other appropriate emission estimation models or calculation methodologies (USEPA's TANKS 4.0, WATER9, etc.). Methods take into account stack test results as appropriate.

Applicable Requirements ***C-422***

List all applicable requirements for this emission unit. For each applicable requirement, include the underlying rule/regulation citation and/or construction permit with the condition number. (*Note: Title V permit condition numbers alone are not the underlying applicable requirements*). If an emission limit is calculated based on the type of source and design capacity or if a standard is based on a design parameter, this information should also be included.

Emission Limits - 6.1.8, 6.1.17, 6.1.18, 6.1.19, ; 45CSR13 Permit R13-0952 4.1.1, ; 45CSR34, ; 40CFR63 Subpart FFFF,

Opacity Limits - NA

Operational Limits - 6.1.20, 6.1.22, 6.1.23, 6.1.24, ; ; ; 40CFR63 Subpart FFFF,

X Permit Shield

For all applicable requirements listed above, provide monitoring/testing/recordkeeping/reporting which shall be used to demonstrate compliance. If the method is based on a permit or rule, include the condition number or citation. (Note: Each requirement listed above must have an associated method of demonstrating compliance. If there is not already a required method in place, then a method must be proposed.)

Emission Limits - 6.1.10, 6.4.1, 6.4.2, 6.5.1; 45CSR13 Permit R13-0952 4.1.3, 4.4.4, 4.4.5, 4.5.1;

Opacity Limits - NA;

Operational Limits - 6.1.7, ; 4.1.3, ; 45CSR34,; 40CFR63 Subpart FFFF,

Are you in compliance with all applicable requirements for this emission unit? X Yes ___No

If no, complete the **Schedule of Compliance Form** as **ATTACHMENT F**.

ATTACHMENT E - Emission Unit Form

Emission Unit Description		*Emission Group 341*
Emission unit ID number: E-1146	**Emission unit name:** Decanter	**List any control devices associated with this emission unit:** NONE

Provide a description of the emission unit (type, method of operation, design parameters, etc.):

Decanter

Manufacturer:	**Model number:**	**Serial number:**
In House	NA	NA
Construction date:	**Installation date:**	**Modification date(s):**

Design Capacity (examples: furnaces - tons/hr, tanks - gallons):

Maximum Hourly Throughput:	**Maximum Annual Throughput:**	**Maximum Operating Schedule:**
See Potential Emissions estimation method		8760

Fuel Usage Data **(fill out all applicable fields)**

Does this emission unit combust fuel? ___ Yes ___X No	**If yes, is it?** ___ Indirect Fired ___ Direct Fired
Maximum design heat input and/or maximum horsepower rating:	**Type and Btu/hr rating of burners:**

List the primary fuel type(s) and if applicable, the secondary fuel type(s). For each fuel type listed, provide the maximum hourly and annual fuel usage for each.

Describe each fuel expected to be used during the term of the permit.

Fuel Type	Max. Sulfur Content	Max. Ash Content	BTU Value

Emissions Data	***E-1146***	
Criteria Pollutants	Potential Emissions	
	PPH	TPY
Carbon Monoxide (CO)		
Nitrogen Oxides (NO_X)		
Lead (Pb)		
Particulate Matter ($PM_{2.5}$)		
Particulate Matter (PM_{10})		
Total Particulate Matter (TSP)		
Sulfur Dioxide (SO_2)		
Volatile Organic Compounds (VOC)		
Hazardous Air Pollutants	Potential Emissions	
	PPH	TPY
Regulated Pollutants other than Criteria and HAP	Potential Emissions	
	PPH	TPY

List the method(s) used to calculate the potential emissions (include dates of any stack tests conducted, versions of software used, source and dates of emission factors, etc.).

Emissions from this Emission Group are assigned to the major emitting process equipment. Emissions are calculated assuming 8760 hours of operation for most equipment. Emergency equipment emissions are based on 500 hours per year. Highest emitting products were chosen for each emission group, utilizing MON MACT standard batch requirements when appropriate. For tanks the highest throughput in the last three years was increased three times. This was the basis for the PTE. Emissions were calculated using ChemCAD, Essential EHS, Emission Master and/or other appropriate emission estimation models or calculation methodologies (USEPA's TANKS 4.0, WATER9, etc.). Methods take into account stack test results as appropriate.

Applicable Requirements ***E-1146***

List all applicable requirements for this emission unit. For each applicable requirement, include the underlying rule/regulation citation and/or construction permit with the condition number. (*Note: Title V permit condition numbers alone are not the underlying applicable requirements*). If an emission limit is calculated based on the type of source and design capacity or if a standard is based on a design parameter, this information should also be included.

Emission Limits - 6.1.8, 6.1.17, 6.1.18, 6.1.19, ; 45CSR13 Permit R13-0952 4.1.1, ; 45CSR34, ; 40CFR63 Subpart FFFF,

Opacity Limits - NA

Operational Limits - 6.1.20, 6.1.22, 6.1.23, 6.1.24, ; ; ; 40CFR63 Subpart FFFF,

X Permit Shield

For all applicable requirements listed above, provide monitoring/testing/recordkeeping/reporting which shall be used to demonstrate compliance. If the method is based on a permit or rule, include the condition number or citation. (Note: Each requirement listed above must have an associated method of demonstrating compliance. If there is not already a required method in place, then a method must be proposed.)

Emission Limits - 6.1.10, 6.4.1, 6.4.2, 6.5.1; 45CSR13 Permit R13-0952 4.1.3, 4.4.4, 4.4.5, 4.5.1;

Opacity Limits - NA;

Operational Limits - 6.1.7, ; 4.1.3, ; 45CSR34,; 40CFR63 Subpart FFFF,

Are you in compliance with all applicable requirements for this emission unit? X Yes ___No

If no, complete the **Schedule of Compliance Form** as **ATTACHMENT F**.

ATTACHMENT E - Emission Unit Form

Emission Unit Description		*Emission Group 341*
Emission unit ID number: F-482	**Emission unit name:** Filter Press	**List any control devices associated with this emission unit:** NONE

Provide a description of the emission unit (type, method of operation, design parameters, etc.):

Filter Press

Manufacturer:	**Model number:**	**Serial number:**
In House	NA	NA
Construction date:	**Installation date:**	**Modification date(s):**

Design Capacity (examples: furnaces - tons/hr, tanks - gallons):

Maximum Hourly Throughput:	**Maximum Annual Throughput:**	**Maximum Operating Schedule:**
See Potential Emissions estimation method		8760

Fuel Usage Data **(fill out all applicable fields)**

Does this emission unit combust fuel? ___ Yes ___X No	**If yes, is it?** ___ Indirect Fired ___ Direct Fired
Maximum design heat input and/or maximum horsepower rating:	**Type and Btu/hr rating of burners:**

List the primary fuel type(s) and if applicable, the secondary fuel type(s). For each fuel type listed, provide the maximum hourly and annual fuel usage for each.

Describe each fuel expected to be used during the term of the permit.

Fuel Type	Max. Sulfur Content	Max. Ash Content	BTU Value

Emissions Data ***F-482***

Criteria Pollutants	Potential Emissions	
	PPH	TPY
Carbon Monoxide (CO)		
Nitrogen Oxides (NO_X)		
Lead (Pb)		
Particulate Matter ($PM_{2.5}$)		
Particulate Matter (PM_{10})		
Total Particulate Matter (TSP)		
Sulfur Dioxide (SO_2)		
Volatile Organic Compounds (VOC)		

Hazardous Air Pollutants	Potential Emissions	
	PPH	TPY

Regulated Pollutants other than Criteria and HAP	Potential Emissions	
	PPH	TPY

List the method(s) used to calculate the potential emissions (include dates of any stack tests conducted, versions of software used, source and dates of emission factors, etc.).

Emissions from this Emission Group are assigned to the major emitting process equipment. Emissions are calculated assuming 8760 hours of operation for most equipment. Emergency equipment emissions are based on 500 hours per year. Highest emitting products were chosen for each emission group, utilizing MON MACT standard batch requirements when appropriate. For tanks the highest throughput in the last three years was increased three times. This was the basis for the PTE. Emissions were calculated using ChemCAD, Essential EHS, Emission Master and/or other appropriate emission estimation models or calculation methodologies (USEPA's TANKS 4.0, WATER9, etc.). Methods take into account stack test results as appropriate.

Applicable Requirements ***F-482***

List all applicable requirements for this emission unit. For each applicable requirement, include the underlying rule/regulation citation and/or construction permit with the condition number. (*Note: Title V permit condition numbers alone are not the underlying applicable requirements*). If an emission limit is calculated based on the type of source and design capacity or if a standard is based on a design parameter, this information should also be included.

Emission Limits - 6.1.8, 6.1.17, 6.1.18, 6.1.19, ; 45CSR13 Permit R13-0952 4.1.1, ; 45CSR34, ; 40CFR63 Subpart FFFF,

Opacity Limits - NA

Operational Limits - 6.1.20, 6.1.22, 6.1.23, 6.1.24, ; ; ; 40CFR63 Subpart FFFF,

X Permit Shield

For all applicable requirements listed above, provide monitoring/testing/recordkeeping/reporting which shall be used to demonstrate compliance. If the method is based on a permit or rule, include the condition number or citation. (Note: Each requirement listed above must have an associated method of demonstrating compliance. If there is not already a required method in place, then a method must be proposed.)

Emission Limits - 6.1.10, 6.4.1, 6.4.2, 6.5.1; 45CSR13 Permit R13-0952 4.1.3, 4.4.4, 4.4.5, 4.5.1;

Opacity Limits - NA;

Operational Limits - 6.1.7, ; 4.1.3, ; 45CSR34,; 40CFR63 Subpart FFFF,

Are you in compliance with all applicable requirements for this emission unit? X Yes ___No

If no, complete the **Schedule of Compliance Form** as **ATTACHMENT F**.

ATTACHMENT E - Emission Unit Form

Emission Unit Description		*Emission Group 341*
Emission unit ID number: F-507	**Emission unit name:** Filter	**List any control devices associated with this emission unit:** NONE

Provide a description of the emission unit (type, method of operation, design parameters, etc.):

Filter

Manufacturer:	**Model number:**	**Serial number:**
In House	NA	NA
Construction date:	**Installation date:**	**Modification date(s):**

Design Capacity (examples: furnaces - tons/hr, tanks - gallons):

Maximum Hourly Throughput:	**Maximum Annual Throughput:**	**Maximum Operating Schedule:**
See Potential Emissions estimation method		8760

Fuel Usage Data **(fill out all applicable fields)**

Does this emission unit combust fuel? ___ Yes ___X No	**If yes, is it?** ___ Indirect Fired ___ Direct Fired
Maximum design heat input and/or maximum horsepower rating:	**Type and Btu/hr rating of burners:**

List the primary fuel type(s) and if applicable, the secondary fuel type(s). For each fuel type listed, provide the maximum hourly and annual fuel usage for each.

Describe each fuel expected to be used during the term of the permit.

Fuel Type	Max. Sulfur Content	Max. Ash Content	BTU Value

Emissions Data ***F-507***

Criteria Pollutants	Potential Emissions	
	PPH	TPY
Carbon Monoxide (CO)		
Nitrogen Oxides (NO_X)		
Lead (Pb)		
Particulate Matter ($PM_{2.5}$)		
Particulate Matter (PM_{10})		
Total Particulate Matter (TSP)		
Sulfur Dioxide (SO_2)		
Volatile Organic Compounds (VOC)		

Hazardous Air Pollutants	Potential Emissions	
	PPH	TPY

Regulated Pollutants other than Criteria and HAP	Potential Emissions	
	PPH	TPY

List the method(s) used to calculate the potential emissions (include dates of any stack tests conducted, versions of software used, source and dates of emission factors, etc.).

Emissions from this Emission Group are assigned to the major emitting process equipment. Emissions are calculated assuming 8760 hours of operation for most equipment. Emergency equipment emissions are based on 500 hours per year. Highest emitting products were chosen for each emission group, utilizing MON MACT standard batch requirements when appropriate. For tanks the highest throughput in the last three years was increased three times. This was the basis for the PTE. Emissions were calculated using ChemCAD, Essential EHS, Emission Master and/or other appropriate emission estimation models or calculation methodologies (USEPA's TANKS 4.0, WATER9, etc.). Methods take into account stack test results as appropriate.

Applicable Requirements ***F-507***

List all applicable requirements for this emission unit. For each applicable requirement, include the underlying rule/regulation citation and/or construction permit with the condition number. (*Note: Title V permit condition numbers alone are not the underlying applicable requirements*). If an emission limit is calculated based on the type of source and design capacity or if a standard is based on a design parameter, this information should also be included.

Emission Limits - 6.1.8, 6.1.17, 6.1.18, 6.1.19, ; 45CSR13 Permit R13-0952 4.1.1, ; 45CSR34, ; 40CFR63 Subpart FFFF,

Opacity Limits - NA

Operational Limits - 6.1.20, 6.1.22, 6.1.23, 6.1.24, ; ; ; 40CFR63 Subpart FFFF,

X Permit Shield

For all applicable requirements listed above, provide monitoring/testing/recordkeeping/reporting which shall be used to demonstrate compliance. If the method is based on a permit or rule, include the condition number or citation. (Note: Each requirement listed above must have an associated method of demonstrating compliance. If there is not already a required method in place, then a method must be proposed.)

Emission Limits - 6.1.10, 6.4.1, 6.4.2, 6.5.1; 45CSR13 Permit R13-0952 4.1.3, 4.4.4, 4.4.5, 4.5.1;

Opacity Limits - NA;

Operational Limits - 6.1.7, ; 4.1.3, ; 45CSR34,; 40CFR63 Subpart FFFF,

Are you in compliance with all applicable requirements for this emission unit? X Yes ___No

If no, complete the **Schedule of Compliance Form** as **ATTACHMENT F**.

ATTACHMENT E - Emission Unit Form

Emission Unit Description		*Emission Group 341*
Emission unit ID number: H-1061	**Emission unit name:** Heat Exchanger	**List any control devices associated with this emission unit:** NONE

Provide a description of the emission unit (type, method of operation, design parameters, etc.):

Heat Exchanger

Manufacturer:	**Model number:**	**Serial number:**
In House	NA	NA
Construction date:	**Installation date:**	**Modification date(s):**

Design Capacity (examples: furnaces - tons/hr, tanks - gallons):

Maximum Hourly Throughput:	**Maximum Annual Throughput:**	**Maximum Operating Schedule:**
See Potential Emissions estimation method		8760

Fuel Usage Data **(fill out all applicable fields)**

Does this emission unit combust fuel? ___ Yes ___X No	**If yes, is it?** ___ Indirect Fired ___ Direct Fired
Maximum design heat input and/or maximum horsepower rating:	**Type and Btu/hr rating of burners:**

List the primary fuel type(s) and if applicable, the secondary fuel type(s). For each fuel type listed, provide the maximum hourly and annual fuel usage for each.

Describe each fuel expected to be used during the term of the permit.

Fuel Type	Max. Sulfur Content	Max. Ash Content	BTU Value

Emissions Data	***H-1061***	
Criteria Pollutants	Potential Emissions	
	PPH	TPY
Carbon Monoxide (CO)		
Nitrogen Oxides (NO_X)		
Lead (Pb)		
Particulate Matter ($PM_{2.5}$)		
Particulate Matter (PM_{10})		
Total Particulate Matter (TSP)		
Sulfur Dioxide (SO_2)		
Volatile Organic Compounds (VOC)		
Hazardous Air Pollutants	Potential Emissions	
	PPH	TPY
Regulated Pollutants other than Criteria and HAP	Potential Emissions	
	PPH	TPY

List the method(s) used to calculate the potential emissions (include dates of any stack tests conducted, versions of software used, source and dates of emission factors, etc.).

Emissions from this Emission Group are assigned to the major emitting process equipment. Emissions are calculated assuming 8760 hours of operation for most equipment. Emergency equipment emissions are based on 500 hours per year. Highest emitting products were chosen for each emission group, utilizing MON MACT standard batch requirements when appropriate. For tanks the highest throughput in the last three years was increased three times. This was the basis for the PTE. Emissions were calculated using ChemCAD, Essential EHS, Emission Master and/or other appropriate emission estimation models or calculation methodologies (USEPA's TANKS 4.0, WATER9, etc.). Methods take into account stack test results as appropriate.

Applicable Requirements ***H-1061***

List all applicable requirements for this emission unit. For each applicable requirement, include the underlying rule/regulation citation and/or construction permit with the condition number. (*Note: Title V permit condition numbers alone are not the underlying applicable requirements*). If an emission limit is calculated based on the type of source and design capacity or if a standard is based on a design parameter, this information should also be included.

Emission Limits - 6.1.8, 6.1.17, 6.1.18, 6.1.19, ; 45CSR13 Permit R13-0952 4.1.1, ; 45CSR34, ; 40CFR63 Subpart FFFF,

Opacity Limits - NA

Operational Limits - 6.1.20, 6.1.22, 6.1.23, 6.1.24, ; ; ; 40CFR63 Subpart FFFF,

X Permit Shield

For all applicable requirements listed above, provide monitoring/testing/recordkeeping/reporting which shall be used to demonstrate compliance. If the method is based on a permit or rule, include the condition number or citation. (Note: Each requirement listed above must have an associated method of demonstrating compliance. If there is not already a required method in place, then a method must be proposed.)

Emission Limits - 6.1.10, 6.4.1, 6.4.2, 6.5.1; 45CSR13 Permit R13-0952 4.1.3, 4.4.4, 4.4.5, 4.5.1;

Opacity Limits - NA;

Operational Limits - 6.1.7, ; 4.1.3, ; 45CSR34,; 40CFR63 Subpart FFFF,

Are you in compliance with all applicable requirements for this emission unit? X Yes ___No

If no, complete the **Schedule of Compliance Form** as **ATTACHMENT F**.

ATTACHMENT E - Emission Unit Form

Emission Unit Description		*Emission Group 341*
Emission unit ID number: H-1062	**Emission unit name:** Condenser	**List any control devices associated with this emission unit:** S-192

Provide a description of the emission unit (type, method of operation, design parameters, etc.):

Condenser

Manufacturer:	**Model number:**	**Serial number:**
In House	NA	NA
Construction date:	**Installation date:**	**Modification date(s):**

Design Capacity (examples: furnaces - tons/hr, tanks - gallons):

Maximum Hourly Throughput:	**Maximum Annual Throughput:**	**Maximum Operating Schedule:**
See Potential Emissions estimation method		8760

Fuel Usage Data **(fill out all applicable fields)**

Does this emission unit combust fuel? ___ Yes ___X No	**If yes, is it?** ___ Indirect Fired ___ Direct Fired
Maximum design heat input and/or maximum horsepower rating:	**Type and Btu/hr rating of burners:**

List the primary fuel type(s) and if applicable, the secondary fuel type(s). For each fuel type listed, provide the maximum hourly and annual fuel usage for each.

Describe each fuel expected to be used during the term of the permit.

Fuel Type	Max. Sulfur Content	Max. Ash Content	BTU Value

Emissions Data ***H-1062***

Criteria Pollutants	Potential Emissions	
	PPH	TPY
Carbon Monoxide (CO)		
Nitrogen Oxides (NO_X)		
Lead (Pb)		
Particulate Matter ($PM_{2.5}$)		
Particulate Matter (PM_{10})		
Total Particulate Matter (TSP)		
Sulfur Dioxide (SO_2)		
Volatile Organic Compounds (VOC)		

Hazardous Air Pollutants	Potential Emissions	
	PPH	TPY

Regulated Pollutants other than Criteria and HAP	Potential Emissions	
	PPH	TPY

List the method(s) used to calculate the potential emissions (include dates of any stack tests conducted, versions of software used, source and dates of emission factors, etc.).

Emissions from this Emission Group are assigned to the major emitting process equipment. Emissions are calculated assuming 8760 hours of operation for most equipment. Emergency equipment emissions are based on 500 hours per year. Highest emitting products were chosen for each emission group, utilizing MON MACT standard batch requirements when appropriate. For tanks the highest throughput in the last three years was increased three times. This was the basis for the PTE. Emissions were calculated using ChemCAD, Essential EHS, Emission Master and/or other appropriate emission estimation models or calculation methodologies (USEPA's TANKS 4.0, WATER9, etc.). Methods take into account stack test results as appropriate.

Applicable Requirements ***H-1062***

List all applicable requirements for this emission unit. For each applicable requirement, include the underlying rule/regulation citation and/or construction permit with the condition number. (*Note: Title V permit condition numbers alone are not the underlying applicable requirements*). If an emission limit is calculated based on the type of source and design capacity or if a standard is based on a design parameter, this information should also be included.

Emission Limits - 6.1.8, 6.1.17, 6.1.18, 6.1.19, ; 45CSR13 Permit R13-0952 4.1.1, ; 45CSR34, ; 40CFR63 Subpart FFFF,

Opacity Limits - NA

Operational Limits - 6.1.20, 6.1.22, 6.1.23, 6.1.24, ; ; ; 40CFR63 Subpart FFFF,

X Permit Shield

For all applicable requirements listed above, provide monitoring/testing/recordkeeping/reporting which shall be used to demonstrate compliance. If the method is based on a permit or rule, include the condition number or citation. (Note: Each requirement listed above must have an associated method of demonstrating compliance. If there is not already a required method in place, then a method must be proposed.)

Emission Limits - 6.1.10, 6.4.1, 6.4.2, 6.5.1; 45CSR13 Permit R13-0952 4.1.3, 4.4.4, 4.4.5, 4.5.1;

Opacity Limits - NA;

Operational Limits - 6.1.7, ; 4.1.3, ; 45CSR34,; 40CFR63 Subpart FFFF,

Are you in compliance with all applicable requirements for this emission unit? X Yes ___No

If no, complete the **Schedule of Compliance Form** as **ATTACHMENT F**.

ATTACHMENT E - Emission Unit Form

Emission Unit Description		*Emission Group 341*
Emission unit ID number: K-84	**Emission unit name:** Kettle	**List any control devices associated with this emission unit:** S-192
Provide a description of the emission unit (type, method of operation, design parameters, etc.): Kettle		
Manufacturer: In House	**Model number:** NA	**Serial number:** NA
Construction date:	**Installation date:**	**Modification date(s):**
Design Capacity (examples: furnaces - tons/hr, tanks - gallons):		
Maximum Hourly Throughput: See Potential Emissions estimation method	**Maximum Annual Throughput:**	**Maximum Operating Schedule:** 8760
Fuel Usage Data **(fill out all applicable fields)**		
Does this emission unit combust fuel? ___ Yes ___X No		**If yes, is it?** ___ Indirect Fired ___ Direct Fired
Maximum design heat input and/or maximum horsepower rating:		**Type and Btu/hr rating of burners:**
List the primary fuel type(s) and if applicable, the secondary fuel type(s). For each fuel type listed, provide the maximum hourly and annual fuel usage for each.		

Describe each fuel expected to be used during the term of the permit.

Fuel Type	Max. Sulfur Content	Max. Ash Content	BTU Value

Emissions Data ***K-84***

Criteria Pollutants	Potential Emissions	
	PPH	TPY
Carbon Monoxide (CO)		
Nitrogen Oxides (NO_X)		
Lead (Pb)		
Particulate Matter ($PM_{2.5}$)		
Particulate Matter (PM_{10})		
Total Particulate Matter (TSP)		
Sulfur Dioxide (SO_2)		
Volatile Organic Compounds (VOC)	1.26	5.50

Hazardous Air Pollutants	Potential Emissions	
	PPH	TPY
Propionaldehyde	0.11	0.50
Toluene	1.14	5.00

Regulated Pollutants other than Criteria and HAP	Potential Emissions	
	PPH	TPY

List the method(s) used to calculate the potential emissions (include dates of any stack tests conducted, versions of software used, source and dates of emission factors, etc.).

Emissions from this Emission Group are assigned to the major emitting process equipment. Emissions are calculated assuming 8760 hours of operation for most equipment. Emergency equipment emissions are based on 500 hours per year. Highest emitting products were chosen for each emission group, utilizing MON MACT standard batch requirements when appropriate. For tanks the highest throughput in the last three years was increased three times. This was the basis for the PTE. Emissions were calculated using ChemCAD, Essential EHS, Emission Master and/or other appropriate emission estimation models or calculation methodologies (USEPA's TANKS 4.0, WATER9, etc.). Methods take into account stack test results as appropriate.

Applicable Requirements ***K-84***

List all applicable requirements for this emission unit. For each applicable requirement, include the underlying rule/regulation citation and/or construction permit with the condition number. (*Note: Title V permit condition numbers alone are not the underlying applicable requirements*). If an emission limit is calculated based on the type of source and design capacity or if a standard is based on a design parameter, this information should also be included.

Emission Limits - 6.1.8, 6.1.17, 6.1.18, 6.1.19, ; 45CSR13 Permit R13-0952 4.1.1, ; 45CSR34, ; 40CFR63 Subpart FFFF,

Opacity Limits - NA

Operational Limits - 6.1.20, 6.1.22, 6.1.23, 6.1.24, ; ; ; 40CFR63 Subpart FFFF,

X Permit Shield

For all applicable requirements listed above, provide monitoring/testing/recordkeeping/reporting which shall be used to demonstrate compliance. If the method is based on a permit or rule, include the condition number or citation. (Note: Each requirement listed above must have an associated method of demonstrating compliance. If there is not already a required method in place, then a method must be proposed.)

Emission Limits - 6.1.10, 6.4.1, 6.4.2, 6.5.1; 45CSR13 Permit R13-0952 4.1.3, 4.4.4, 4.4.5, 4.5.1;

Opacity Limits - NA;

Operational Limits - 6.1.7, ; 4.1.3, ; 45CSR34,; 40CFR63 Subpart FFFF,

Are you in compliance with all applicable requirements for this emission unit? X Yes ___No

If no, complete the **Schedule of Compliance Form** as **ATTACHMENT F**.

ATTACHMENT E - Emission Unit Form

Emission Unit Description		*Emission Group 341*
Emission unit ID number: LR44	**Emission unit name:** Loading Rack	**List any control devices associated with this emission unit:** NONE

Provide a description of the emission unit (type, method of operation, design parameters, etc.):

Loading Rack

Manufacturer:	**Model number:**	**Serial number:**
In House	NA	NA
Construction date:	**Installation date:**	**Modification date(s):**

Design Capacity (examples: furnaces - tons/hr, tanks - gallons):

Maximum Hourly Throughput:	**Maximum Annual Throughput:**	**Maximum Operating Schedule:**
See Potential Emissions estimation method		8760

Fuel Usage Data **(fill out all applicable fields)**

Does this emission unit combust fuel? ___ Yes ___X No	**If yes, is it?** ___ Indirect Fired ___ Direct Fired
Maximum design heat input and/or maximum horsepower rating:	**Type and Btu/hr rating of burners:**

List the primary fuel type(s) and if applicable, the secondary fuel type(s). For each fuel type listed, provide the maximum hourly and annual fuel usage for each.

Describe each fuel expected to be used during the term of the permit.

Fuel Type	Max. Sulfur Content	Max. Ash Content	BTU Value

Emissions Data	***LR44***	
Criteria Pollutants	Potential Emissions	
	PPH	TPY
Carbon Monoxide (CO)		
Nitrogen Oxides (NO_X)		
Lead (Pb)		
Particulate Matter ($PM_{2.5}$)		
Particulate Matter (PM_{10})		
Total Particulate Matter (TSP)		
Sulfur Dioxide (SO_2)		
Volatile Organic Compounds (VOC)		
Hazardous Air Pollutants	Potential Emissions	
	PPH	TPY
Regulated Pollutants other than Criteria and HAP	Potential Emissions	
	PPH	TPY

List the method(s) used to calculate the potential emissions (include dates of any stack tests conducted, versions of software used, source and dates of emission factors, etc.).

Emissions from this Emission Group are assigned to the major emitting process equipment. Emissions are calculated assuming 8760 hours of operation for most equipment. Emergency equipment emissions are based on 500 hours per year. Highest emitting products were chosen for each emission group, utilizing MON MACT standard batch requirements when appropriate. For tanks the highest throughput in the last three years was increased three times. This was the basis for the PTE. Emissions were calculated using ChemCAD, Essential EHS, Emission Master and/or other appropriate emission estimation models or calculation methodologies (USEPA's TANKS 4.0, WATER9, etc.). Methods take into account stack test results as appropriate.

Applicable Requirements ***LR44***

List all applicable requirements for this emission unit. For each applicable requirement, include the underlying rule/regulation citation and/or construction permit with the condition number. (*Note: Title V permit condition numbers alone are not the underlying applicable requirements*). If an emission limit is calculated based on the type of source and design capacity or if a standard is based on a design parameter, this information should also be included.

Emission Limits - 6.1.8, 6.1.17, 6.1.18, 6.1.19, ; 45CSR13 Permit R13-0952 4.1.1, ; 45CSR34, ; 40CFR63 Subpart FFFF,

Opacity Limits - NA

Operational Limits - 6.1.20, 6.1.22, 6.1.23, 6.1.24, ; ; ; 40CFR63 Subpart FFFF,

X Permit Shield

For all applicable requirements listed above, provide monitoring/testing/recordkeeping/reporting which shall be used to demonstrate compliance. If the method is based on a permit or rule, include the condition number or citation. (Note: Each requirement listed above must have an associated method of demonstrating compliance. If there is not already a required method in place, then a method must be proposed.)

Emission Limits - 6.1.10, 6.4.1, 6.4.2, 6.5.1; 45CSR13 Permit R13-0952 4.1.3, 4.4.4, 4.4.5, 4.5.1;

Opacity Limits - NA;

Operational Limits - 6.1.7, ; 4.1.3, ; 45CSR34,; 40CFR63 Subpart FFFF,

Are you in compliance with all applicable requirements for this emission unit? X Yes ___No

If no, complete the **Schedule of Compliance Form** as **ATTACHMENT F**.

ATTACHMENT E - Emission Unit Form

Emission Unit Description		*Emission Group 341*
Emission unit ID number: T-1436	**Emission unit name:** Tank	**List any control devices associated with this emission unit:** NONE

Provide a description of the emission unit (type, method of operation, design parameters, etc.):

Tank

Manufacturer:	**Model number:**	**Serial number:**
In House	NA	NA
Construction date: 1981	**Installation date:**	**Modification date(s):**

Design Capacity (examples: furnaces - tons/hr, tanks - gallons):

<20,000

Maximum Hourly Throughput:	**Maximum Annual Throughput:**	**Maximum Operating Schedule:**
See Potential Emissions estimation method		8760

Fuel Usage Data **(fill out all applicable fields)**

Does this emission unit combust fuel? ___ Yes ___X No	**If yes, is it?** ___ Indirect Fired ___ Direct Fired
Maximum design heat input and/or maximum horsepower rating:	**Type and Btu/hr rating of burners:**

List the primary fuel type(s) and if applicable, the secondary fuel type(s). For each fuel type listed, provide the maximum hourly and annual fuel usage for each.

Describe each fuel expected to be used during the term of the permit.

Fuel Type	Max. Sulfur Content	Max. Ash Content	BTU Value

Emissions Data	***T-1436***	
Criteria Pollutants	Potential Emissions	
	PPH	TPY
Carbon Monoxide (CO)		
Nitrogen Oxides (NO_X)		
Lead (Pb)		
Particulate Matter ($PM_{2.5}$)		
Particulate Matter (PM_{10})		
Total Particulate Matter (TSP)		
Sulfur Dioxide (SO_2)		
Volatile Organic Compounds (VOC)		
Hazardous Air Pollutants	Potential Emissions	
	PPH	TPY
Regulated Pollutants other than Criteria and HAP	Potential Emissions	
	PPH	TPY

List the method(s) used to calculate the potential emissions (include dates of any stack tests conducted, versions of software used, source and dates of emission factors, etc.).

Emissions from this Emission Group are assigned to the major emitting process equipment. Emissions are calculated assuming 8760 hours of operation for most equipment. Emergency equipment emissions are based on 500 hours per year. Highest emitting products were chosen for each emission group, utilizing MON MACT standard batch requirements when appropriate. For tanks the highest throughput in the last three years was increased three times. This was the basis for the PTE. Emissions were calculated using ChemCAD, Essential EHS, Emission Master and/or other appropriate emission estimation models or calculation methodologies (USEPA's TANKS 4.0, WATER9, etc.). Methods take into account stack test results as appropriate.

Applicable Requirements ***T-1436***

List all applicable requirements for this emission unit. For each applicable requirement, include the underlying rule/regulation citation and/or construction permit with the condition number. (*Note: Title V permit condition numbers alone are not the underlying applicable requirements*). If an emission limit is calculated based on the type of source and design capacity or if a standard is based on a design parameter, this information should also be included.

Emission Limits - 6.1.8, 6.1.17, 6.1.18, 6.1.19, ; 45CSR13 Permit R13-0952 4.1.1, ; 45CSR34, ; 40CFR63 Subpart FFFF,

Opacity Limits - NA

Operational Limits - 6.1.20, 6.1.22, 6.1.23, 6.1.24, ; ; ; 40CFR63 Subpart FFFF,

X Permit Shield

For all applicable requirements listed above, provide monitoring/testing/recordkeeping/reporting which shall be used to demonstrate compliance. If the method is based on a permit or rule, include the condition number or citation. (Note: Each requirement listed above must have an associated method of demonstrating compliance. If there is not already a required method in place, then a method must be proposed.)

Emission Limits - NA, ;

Opacity Limits - NA;

Operational Limits - 6.1.7, ; 4.1.3, ; 45CSR34,; 40CFR63 Subpart FFFF,

Are you in compliance with all applicable requirements for this emission unit? X Yes ___No

If no, complete the **Schedule of Compliance Form** as **ATTACHMENT F**.

ATTACHMENT E - Emission Unit Form

Emission Unit Description		*Emission Group 341*
Emission unit ID number: T-1437	**Emission unit name:** Tank	**List any control devices associated with this emission unit:** NONE

Provide a description of the emission unit (type, method of operation, design parameters, etc.):

Tank

Manufacturer:	**Model number:**	**Serial number:**
In House	NA	NA
Construction date: 1987	**Installation date:**	**Modification date(s):**

Design Capacity (examples: furnaces - tons/hr, tanks - gallons):

<20,000

Maximum Hourly Throughput:	**Maximum Annual Throughput:**	**Maximum Operating Schedule:**
See Potential Emissions estimation method		8760

Fuel Usage Data **(fill out all applicable fields)**

Does this emission unit combust fuel? ___ Yes ___X No	**If yes, is it?** ___ Indirect Fired ___ Direct Fired
Maximum design heat input and/or maximum horsepower rating:	**Type and Btu/hr rating of burners:**

List the primary fuel type(s) and if applicable, the secondary fuel type(s). For each fuel type listed, provide the maximum hourly and annual fuel usage for each.

Describe each fuel expected to be used during the term of the permit.

Fuel Type	Max. Sulfur Content	Max. Ash Content	BTU Value

Emissions Data ***T-1437***

Criteria Pollutants	Potential Emissions	
	PPH	TPY
Carbon Monoxide (CO)		
Nitrogen Oxides (NO_X)		
Lead (Pb)		
Particulate Matter ($PM_{2.5}$)		
Particulate Matter (PM_{10})		
Total Particulate Matter (TSP)		
Sulfur Dioxide (SO_2)		
Volatile Organic Compounds (VOC)		

Hazardous Air Pollutants	Potential Emissions	
	PPH	TPY

Regulated Pollutants other than Criteria and HAP	Potential Emissions	
	PPH	TPY

List the method(s) used to calculate the potential emissions (include dates of any stack tests conducted, versions of software used, source and dates of emission factors, etc.).

Emissions from this Emission Group are assigned to the major emitting process equipment. Emissions are calculated assuming 8760 hours of operation for most equipment. Emergency equipment emissions are based on 500 hours per year. Highest emitting products were chosen for each emission group, utilizing MON MACT standard batch requirements when appropriate. For tanks the highest throughput in the last three years was increased three times. This was the basis for the PTE. Emissions were calculated using ChemCAD, Essential EHS, Emission Master and/or other appropriate emission estimation models or calculation methodologies (USEPA's TANKS 4.0, WATER9, etc.). Methods take into account stack test results as appropriate.

Applicable Requirements ***T-1437***

List all applicable requirements for this emission unit. For each applicable requirement, include the underlying rule/regulation citation and/or construction permit with the condition number. (*Note: Title V permit condition numbers alone are not the underlying applicable requirements*). If an emission limit is calculated based on the type of source and design capacity or if a standard is based on a design parameter, this information should also be included.

Emission Limits - 6.1.8, 6.1.17, 6.1.18, 6.1.19, ; 45CSR13 Permit R13-0952 4.1.1, ; 45CSR34, ; 40CFR63 Subpart FFFF,

Opacity Limits - NA

Operational Limits - 6.1.20, 6.1.22, 6.1.23, 6.1.24, ; ; ; 40CFR63 Subpart FFFF,

X Permit Shield

For all applicable requirements listed above, provide monitoring/testing/recordkeeping/reporting which shall be used to demonstrate compliance. If the method is based on a permit or rule, include the condition number or citation. (Note: Each requirement listed above must have an associated method of demonstrating compliance. If there is not already a required method in place, then a method must be proposed.)

Emission Limits - NA, ;

Opacity Limits - NA;

Operational Limits - 6.1.7, ; 4.1.3, ; 45CSR34,; 40CFR63 Subpart FFFF,

Are you in compliance with all applicable requirements for this emission unit? X Yes ___No

If no, complete the **Schedule of Compliance Form** as **ATTACHMENT F**.

ATTACHMENT E - Emission Unit Form

Emission Unit Description		*Emission Group 341*
Emission unit ID number: T-1438	**Emission unit name:** Tank	**List any control devices associated with this emission unit:** NONE

Provide a description of the emission unit (type, method of operation, design parameters, etc.):

Tank

Manufacturer:	**Model number:**	**Serial number:**
In House	NA	NA
Construction date: 1987	**Installation date:**	**Modification date(s):**

Design Capacity (examples: furnaces - tons/hr, tanks - gallons):

<20,000

Maximum Hourly Throughput:	**Maximum Annual Throughput:**	**Maximum Operating Schedule:**
See Potential Emissions estimation method		8760

Fuel Usage Data **(fill out all applicable fields)**

Does this emission unit combust fuel? ___ Yes ___X No	**If yes, is it?** ___ Indirect Fired ___ Direct Fired
Maximum design heat input and/or maximum horsepower rating:	**Type and Btu/hr rating of burners:**

List the primary fuel type(s) and if applicable, the secondary fuel type(s). For each fuel type listed, provide the maximum hourly and annual fuel usage for each.

Describe each fuel expected to be used during the term of the permit.

Fuel Type	Max. Sulfur Content	Max. Ash Content	BTU Value

Emissions Data	***T-1438***	
Criteria Pollutants	Potential Emissions	
	PPH	TPY
Carbon Monoxide (CO)		
Nitrogen Oxides (NO_X)		
Lead (Pb)		
Particulate Matter ($PM_{2.5}$)		
Particulate Matter (PM_{10})		
Total Particulate Matter (TSP)		
Sulfur Dioxide (SO_2)		
Volatile Organic Compounds (VOC)		
Hazardous Air Pollutants	Potential Emissions	
	PPH	TPY
Regulated Pollutants other than Criteria and HAP	Potential Emissions	
	PPH	TPY

List the method(s) used to calculate the potential emissions (include dates of any stack tests conducted, versions of software used, source and dates of emission factors, etc.).

Emissions from this Emission Group are assigned to the major emitting process equipment. Emissions are calculated assuming 8760 hours of operation for most equipment. Emergency equipment emissions are based on 500 hours per year. Highest emitting products were chosen for each emission group, utilizing MON MACT standard batch requirements when appropriate. For tanks the highest throughput in the last three years was increased three times. This was the basis for the PTE. Emissions were calculated using ChemCAD, Essential EHS, Emission Master and/or other appropriate emission estimation models or calculation methodologies (USEPA's TANKS 4.0, WATER9, etc.). Methods take into account stack test results as appropriate.

Applicable Requirements ***T-1438***

List all applicable requirements for this emission unit. For each applicable requirement, include the underlying rule/regulation citation and/or construction permit with the condition number. (*Note: Title V permit condition numbers alone are not the underlying applicable requirements*). If an emission limit is calculated based on the type of source and design capacity or if a standard is based on a design parameter, this information should also be included.

Emission Limits - 6.1.8, 6.1.17, 6.1.18, 6.1.19, ; 45CSR13 Permit R13-0952 4.1.1, ; 45CSR34, ; 40CFR63 Subpart FFFF,

Opacity Limits - NA

Operational Limits - 6.1.20, 6.1.22, 6.1.23, 6.1.24, ; ; ; 40CFR63 Subpart FFFF,

X Permit Shield

For all applicable requirements listed above, provide monitoring/testing/recordkeeping/reporting which shall be used to demonstrate compliance. If the method is based on a permit or rule, include the condition number or citation. (Note: Each requirement listed above must have an associated method of demonstrating compliance. If there is not already a required method in place, then a method must be proposed.)

Emission Limits - NA, ;

Opacity Limits - NA;

Operational Limits - 6.1.7, ; 4.1.3, ; 45CSR34,; 40CFR63 Subpart FFFF,

Are you in compliance with all applicable requirements for this emission unit? X Yes ___No

If no, complete the **Schedule of Compliance Form** as **ATTACHMENT F**.

ATTACHMENT E - Emission Unit Form

Emission Unit Description		*Emission Group 344*
Emission unit ID number: A-632	**Emission unit name:** Static Mixer	**List any control devices associated with this emission unit:** NONE
Provide a description of the emission unit (type, method of operation, design parameters, etc.): Static Mixer		
Manufacturer: In House	**Model number:** NA	**Serial number:** NA
Construction date:	**Installation date:**	**Modification date(s):**
Design Capacity (examples: furnaces - tons/hr, tanks - gallons):		
Maximum Hourly Throughput: See Potential Emissions estimation method	**Maximum Annual Throughput:**	**Maximum Operating Schedule:** 8760
Fuel Usage Data **(fill out all applicable fields)**		
Does this emission unit combust fuel? ___ Yes ___X No		**If yes, is it?** ___ Indirect Fired ___ Direct Fired
Maximum design heat input and/or maximum horsepower rating:		**Type and Btu/hr rating of burners:**
List the primary fuel type(s) and if applicable, the secondary fuel type(s). For each fuel type listed, provide the maximum hourly and annual fuel usage for each.		

Describe each fuel expected to be used during the term of the permit.

Fuel Type	Max. Sulfur Content	Max. Ash Content	BTU Value

Emissions Data ***A-632***

Criteria Pollutants	Potential Emissions	
	PPH	TPY
Carbon Monoxide (CO)		
Nitrogen Oxides (NO_X)		
Lead (Pb)		
Particulate Matter ($PM_{2.5}$)		
Particulate Matter (PM_{10})		
Total Particulate Matter (TSP)		
Sulfur Dioxide (SO_2)		
Volatile Organic Compounds (VOC)		

Hazardous Air Pollutants	Potential Emissions	
	PPH	TPY

Regulated Pollutants other than Criteria and HAP	Potential Emissions	
	PPH	TPY

List the method(s) used to calculate the potential emissions (include dates of any stack tests conducted, versions of software used, source and dates of emission factors, etc.).

Emissions from this Emission Group are assigned to the major emitting process equipment. Emissions are calculated assuming 8760 hours of operation for most equipment. Emergency equipment emissions are based on 500 hours per year. Highest emitting products were chosen for each emission group, utilizing MON MACT standard batch requirements when appropriate. For tanks the highest throughput in the last three years was increased three times. This was the basis for the PTE. Emissions were calculated using ChemCAD, Essential EHS, Emission Master and/or other appropriate emission estimation models or calculation methodologies (USEPA's TANKS 4.0, WATER9, etc.). Methods take into account stack test results as appropriate.

Applicable Requirements ***A-632***

List all applicable requirements for this emission unit. For each applicable requirement, include the underlying rule/regulation citation and/or construction permit with the condition number. (*Note: Title V permit condition numbers alone are not the underlying applicable requirements*). If an emission limit is calculated based on the type of source and design capacity or if a standard is based on a design parameter, this information should also be included.

Emission Limits - 6.1.17, 6.1.18, 6.1.19, ; ; 45CSR34, ; 40CFR63 Subpart FFFF,

Opacity Limits - NA

Operational Limits - 6.1.20, 6.1.22, 6.1.23, 6.1.24, ; ; 45CSR34, ; 40CFR63 Subpart FFFF,

X Permit Shield

For all applicable requirements listed above, provide monitoring/testing/recordkeeping/reporting which shall be used to demonstrate compliance. If the method is based on a permit or rule, include the condition number or citation. (Note: Each requirement listed above must have an associated method of demonstrating compliance. If there is not already a required method in place, then a method must be proposed.)

Emission Limits - 6.4.1, 6.4.2, ; 45CSR13 Permit R13-0952 4.4.4, 4.4.5, ;

Opacity Limits - NA;

Operational Limits - 6.1.7, ; 4.1.3, ; 45CSR34,; 40CFR63 Subpart FFFF,

Are you in compliance with all applicable requirements for this emission unit? X Yes ___No

If no, complete the **Schedule of Compliance Form** as **ATTACHMENT F**.

ATTACHMENT E - Emission Unit Form

Emission Unit Description		*Emission Group 344*
Emission unit ID number: F-759	**Emission unit name:** Bag Filter	**List any control devices associated with this emission unit:** NONE

Provide a description of the emission unit (type, method of operation, design parameters, etc.):

Bag Filter

Manufacturer:	**Model number:**	**Serial number:**
In House	NA	NA
Construction date:	**Installation date:**	**Modification date(s):**

Design Capacity (examples: furnaces - tons/hr, tanks - gallons):

Maximum Hourly Throughput:	**Maximum Annual Throughput:**	**Maximum Operating Schedule:**
See Potential Emissions estimation method		8760

Fuel Usage Data **(fill out all applicable fields)**

Does this emission unit combust fuel? ___ Yes ___X No	**If yes, is it?** ___ Indirect Fired ___ Direct Fired
Maximum design heat input and/or maximum horsepower rating:	**Type and Btu/hr rating of burners:**

List the primary fuel type(s) and if applicable, the secondary fuel type(s). For each fuel type listed, provide the maximum hourly and annual fuel usage for each.

Describe each fuel expected to be used during the term of the permit.

Fuel Type	Max. Sulfur Content	Max. Ash Content	BTU Value

Emissions Data ***F-759***

Criteria Pollutants	Potential Emissions	
	PPH	TPY
Carbon Monoxide (CO)		
Nitrogen Oxides (NO_X)		
Lead (Pb)		
Particulate Matter ($PM_{2.5}$)		
Particulate Matter (PM_{10})		
Total Particulate Matter (TSP)		
Sulfur Dioxide (SO_2)		
Volatile Organic Compounds (VOC)		

Hazardous Air Pollutants	Potential Emissions	
	PPH	TPY

Regulated Pollutants other than Criteria and HAP	Potential Emissions	
	PPH	TPY

List the method(s) used to calculate the potential emissions (include dates of any stack tests conducted, versions of software used, source and dates of emission factors, etc.).

Emissions from this Emission Group are assigned to the major emitting process equipment. Emissions are calculated assuming 8760 hours of operation for most equipment. Emergency equipment emissions are based on 500 hours per year. Highest emitting products were chosen for each emission group, utilizing MON MACT standard batch requirements when appropriate. For tanks the highest throughput in the last three years was increased three times. This was the basis for the PTE. Emissions were calculated using ChemCAD, Essential EHS, Emission Master and/or other appropriate emission estimation models or calculation methodologies (USEPA's TANKS 4.0, WATER9, etc.). Methods take into account stack test results as appropriate.

Applicable Requirements ***F-759***

List all applicable requirements for this emission unit. For each applicable requirement, include the underlying rule/regulation citation and/or construction permit with the condition number. (*Note: Title V permit condition numbers alone are not the underlying applicable requirements*). If an emission limit is calculated based on the type of source and design capacity or if a standard is based on a design parameter, this information should also be included.

Emission Limits - 6.1.17, 6.1.18, 6.1.19, ; ; 45CSR34, ; 40CFR63 Subpart FFFF,

Opacity Limits - NA

Operational Limits - 6.1.20, 6.1.22, 6.1.23, 6.1.24, ; ; 45CSR34, ; 40CFR63 Subpart FFFF,

X Permit Shield

For all applicable requirements listed above, provide monitoring/testing/recordkeeping/reporting which shall be used to demonstrate compliance. If the method is based on a permit or rule, include the condition number or citation. (Note: Each requirement listed above must have an associated method of demonstrating compliance. If there is not already a required method in place, then a method must be proposed.)

Emission Limits - 6.4.1, 6.4.2, ; 45CSR13 Permit R13-0952 4.4.4, 4.4.5, ;

Opacity Limits - NA;

Operational Limits - 6.1.7, ; 4.1.3, ; 45CSR34,; 40CFR63 Subpart FFFF,

Are you in compliance with all applicable requirements for this emission unit? X Yes ___No

If no, complete the **Schedule of Compliance Form** as **ATTACHMENT F**.

ATTACHMENT E - Emission Unit Form

Emission Unit Description		*Emission Group 344*
Emission unit ID number: F-760	**Emission unit name:** Bag Filter	**List any control devices associated with this emission unit:** NONE

Provide a description of the emission unit (type, method of operation, design parameters, etc.):

Bag Filter

Manufacturer:	**Model number:**	**Serial number:**
In House	NA	NA
Construction date:	**Installation date:**	**Modification date(s):**

Design Capacity (examples: furnaces - tons/hr, tanks - gallons):

Maximum Hourly Throughput:	**Maximum Annual Throughput:**	**Maximum Operating Schedule:**
See Potential Emissions estimation method		8760

Fuel Usage Data **(fill out all applicable fields)**

Does this emission unit combust fuel? ___ Yes ___X No	**If yes, is it?** ___ Indirect Fired ___ Direct Fired
Maximum design heat input and/or maximum horsepower rating:	**Type and Btu/hr rating of burners:**

List the primary fuel type(s) and if applicable, the secondary fuel type(s). For each fuel type listed, provide the maximum hourly and annual fuel usage for each.

Describe each fuel expected to be used during the term of the permit.

Fuel Type	Max. Sulfur Content	Max. Ash Content	BTU Value

Emissions Data ***F-760***

Criteria Pollutants	Potential Emissions	
	PPH	TPY
Carbon Monoxide (CO)		
Nitrogen Oxides (NO_X)		
Lead (Pb)		
Particulate Matter ($PM_{2.5}$)		
Particulate Matter (PM_{10})		
Total Particulate Matter (TSP)		
Sulfur Dioxide (SO_2)		
Volatile Organic Compounds (VOC)		

Hazardous Air Pollutants	Potential Emissions	
	PPH	TPY

Regulated Pollutants other than Criteria and HAP	Potential Emissions	
	PPH	TPY

List the method(s) used to calculate the potential emissions (include dates of any stack tests conducted, versions of software used, source and dates of emission factors, etc.).

Emissions from this Emission Group are assigned to the major emitting process equipment. Emissions are calculated assuming 8760 hours of operation for most equipment. Emergency equipment emissions are based on 500 hours per year. Highest emitting products were chosen for each emission group, utilizing MON MACT standard batch requirements when appropriate. For tanks the highest throughput in the last three years was increased three times. This was the basis for the PTE. Emissions were calculated using ChemCAD, Essential EHS, Emission Master and/or other appropriate emission estimation models or calculation methodologies (USEPA's TANKS 4.0, WATER9, etc.). Methods take into account stack test results as appropriate.

Applicable Requirements ***F-760***

List all applicable requirements for this emission unit. For each applicable requirement, include the underlying rule/regulation citation and/or construction permit with the condition number. (*Note: Title V permit condition numbers alone are not the underlying applicable requirements*). If an emission limit is calculated based on the type of source and design capacity or if a standard is based on a design parameter, this information should also be included.

Emission Limits - 6.1.17, 6.1.18, 6.1.19, ; ; 45CSR34, ; 40CFR63 Subpart FFFF,

Opacity Limits - NA

Operational Limits - 6.1.20, 6.1.22, 6.1.23, 6.1.24, ; ; 45CSR34, ; 40CFR63 Subpart FFFF,

X Permit Shield

For all applicable requirements listed above, provide monitoring/testing/recordkeeping/reporting which shall be used to demonstrate compliance. If the method is based on a permit or rule, include the condition number or citation. (Note: Each requirement listed above must have an associated method of demonstrating compliance. If there is not already a required method in place, then a method must be proposed.)

Emission Limits - 6.4.1, 6.4.2, ; 45CSR13 Permit R13-0952 4.4.4, 4.4.5, ;

Opacity Limits - NA;

Operational Limits - 6.1.7, ; 4.1.3, ; 45CSR34,; 40CFR63 Subpart FFFF,

Are you in compliance with all applicable requirements for this emission unit? X Yes ___No

If no, complete the **Schedule of Compliance Form** as **ATTACHMENT F**.

ATTACHMENT E - Emission Unit Form

Emission Unit Description		*Emission Group 344*
Emission unit ID number: R-79	**Emission unit name:** Reactor	**List any control devices associated with this emission unit:** NONE

Provide a description of the emission unit (type, method of operation, design parameters, etc.):

Reactor

Manufacturer:	**Model number:**	**Serial number:**
In House	NA	NA
Construction date: 1995	**Installation date:**	**Modification date(s):**

Design Capacity (examples: furnaces - tons/hr, tanks - gallons):

Maximum Hourly Throughput:	**Maximum Annual Throughput:**	**Maximum Operating Schedule:**
See Potential Emissions estimation method		8760

Fuel Usage Data **(fill out all applicable fields)**

Does this emission unit combust fuel? ___ Yes ___X No	**If yes, is it?** ___ Indirect Fired ___ Direct Fired
Maximum design heat input and/or maximum horsepower rating:	**Type and Btu/hr rating of burners:**

List the primary fuel type(s) and if applicable, the secondary fuel type(s). For each fuel type listed, provide the maximum hourly and annual fuel usage for each.

Describe each fuel expected to be used during the term of the permit.

Fuel Type	Max. Sulfur Content	Max. Ash Content	BTU Value

Emissions Data ***R-79***

Criteria Pollutants	Potential Emissions	
	PPH	TPY
Carbon Monoxide (CO)		
Nitrogen Oxides (NO_X)		
Lead (Pb)		
Particulate Matter ($PM_{2.5}$)		
Particulate Matter (PM_{10})		
Total Particulate Matter (TSP)		
Sulfur Dioxide (SO_2)		
Volatile Organic Compounds (VOC)		

Hazardous Air Pollutants	Potential Emissions	
	PPH	TPY

Regulated Pollutants other than Criteria and HAP	Potential Emissions	
	PPH	TPY

List the method(s) used to calculate the potential emissions (include dates of any stack tests conducted, versions of software used, source and dates of emission factors, etc.).

Emissions from this Emission Group are assigned to the major emitting process equipment. Emissions are calculated assuming 8760 hours of operation for most equipment. Emergency equipment emissions are based on 500 hours per year. Highest emitting products were chosen for each emission group, utilizing MON MACT standard batch requirements when appropriate. For tanks the highest throughput in the last three years was increased three times. This was the basis for the PTE. Emissions were calculated using ChemCAD, Essential EHS, Emission Master and/or other appropriate emission estimation models or calculation methodologies (USEPA's TANKS 4.0, WATER9, etc.). Methods take into account stack test results as appropriate.

Applicable Requirements ***R-79***

List all applicable requirements for this emission unit. For each applicable requirement, include the underlying rule/regulation citation and/or construction permit with the condition number. (*Note: Title V permit condition numbers alone are not the underlying applicable requirements*). If an emission limit is calculated based on the type of source and design capacity or if a standard is based on a design parameter, this information should also be included.

Emission Limits - 6.1.4, 6.1.17, 6.1.18, 6.1.19, ; 45CSR13 Permit R13-1748 4.1.1, ; 45CSR34, ; 40CFR63 Subpart FFFF,

Opacity Limits - NA

Operational Limits - 6.1.20, 6.1.22, 6.1.23, 6.1.24, ; ; ; 40CFR63 Subpart FFFF,

X Permit Shield

For all applicable requirements listed above, provide monitoring/testing/recordkeeping/reporting which shall be used to demonstrate compliance. If the method is based on a permit or rule, include the condition number or citation. (Note: Each requirement listed above must have an associated method of demonstrating compliance. If there is not already a required method in place, then a method must be proposed.)

Emission Limits - 6.1.5, ; 45CSR13 Permit R13-1748 4.1.2, ;

Opacity Limits - NA;

Operational Limits - 6.1.7, ; 4.1.3, ; 45CSR34,; 40CFR63 Subpart FFFF,

Are you in compliance with all applicable requirements for this emission unit? X Yes ___No

If no, complete the **Schedule of Compliance Form** as **ATTACHMENT F**.

ATTACHMENT E - Emission Unit Form

Emission Unit Description		*Emission Group 344*
Emission unit ID number: R-80	**Emission unit name:** Carbon Bed	**List any control devices associated with this emission unit:** NONE

Provide a description of the emission unit (type, method of operation, design parameters, etc.):

carbon bed

Manufacturer:	**Model number:**	**Serial number:**
In House	NA	NA
Construction date:	**Installation date:**	**Modification date(s):**

Design Capacity (examples: furnaces - tons/hr, tanks - gallons):

Maximum Hourly Throughput:	**Maximum Annual Throughput:**	**Maximum Operating Schedule:**
See Potential Emissions estimation method		8760

Fuel Usage Data **(fill out all applicable fields)**

Does this emission unit combust fuel? ___ Yes ___X No	**If yes, is it?** ___ Indirect Fired ___ Direct Fired
Maximum design heat input and/or maximum horsepower rating:	**Type and Btu/hr rating of burners:**

List the primary fuel type(s) and if applicable, the secondary fuel type(s). For each fuel type listed, provide the maximum hourly and annual fuel usage for each.

Describe each fuel expected to be used during the term of the permit.

Fuel Type	Max. Sulfur Content	Max. Ash Content	BTU Value

Emissions Data ***R-80***

Criteria Pollutants	Potential Emissions	
	PPH	TPY
Carbon Monoxide (CO)		
Nitrogen Oxides (NO_X)		
Lead (Pb)		
Particulate Matter ($PM_{2.5}$)		
Particulate Matter (PM_{10})		
Total Particulate Matter (TSP)		
Sulfur Dioxide (SO_2)		
Volatile Organic Compounds (VOC)		

Hazardous Air Pollutants	Potential Emissions	
	PPH	TPY

Regulated Pollutants other than Criteria and HAP	Potential Emissions	
	PPH	TPY

List the method(s) used to calculate the potential emissions (include dates of any stack tests conducted, versions of software used, source and dates of emission factors, etc.).

Emissions from this Emission Group are assigned to the major emitting process equipment. Emissions are calculated assuming 8760 hours of operation for most equipment. Emergency equipment emissions are based on 500 hours per year. Highest emitting products were chosen for each emission group, utilizing MON MACT standard batch requirements when appropriate. For tanks the highest throughput in the last three years was increased three times. This was the basis for the PTE. Emissions were calculated using ChemCAD, Essential EHS, Emission Master and/or other appropriate emission estimation models or calculation methodologies (USEPA's TANKS 4.0, WATER9, etc.). Methods take into account stack test results as appropriate.

Applicable Requirements ***R-80***

List all applicable requirements for this emission unit. For each applicable requirement, include the underlying rule/regulation citation and/or construction permit with the condition number. (*Note: Title V permit condition numbers alone are not the underlying applicable requirements*). If an emission limit is calculated based on the type of source and design capacity or if a standard is based on a design parameter, this information should also be included.

Emission Limits - 6.1.4, 6.1.17, 6.1.18, 6.1.19, ; 45CSR13 Permit R13-1748 4.1.1, ; 45CSR34, ; 40CFR63 Subpart FFFF,

Opacity Limits - NA

Operational Limits - 6.1.20, 6.1.22, 6.1.23, 6.1.24, ; ; ; 40CFR63 Subpart FFFF,

X Permit Shield

For all applicable requirements listed above, provide monitoring/testing/recordkeeping/reporting which shall be used to demonstrate compliance. If the method is based on a permit or rule, include the condition number or citation. (Note: Each requirement listed above must have an associated method of demonstrating compliance. If there is not already a required method in place, then a method must be proposed.)

Emission Limits - 6.1.5, ; 45CSR13 Permit R13-1748 4.1.2, ;

Opacity Limits - NA;

Operational Limits - 6.1.7, ; 4.1.3, ; 45CSR34,; 40CFR63 Subpart FFFF,

Are you in compliance with all applicable requirements for this emission unit? X Yes ___No

If no, complete the **Schedule of Compliance Form** as **ATTACHMENT F**.

ATTACHMENT E - Emission Unit Form

Emission Unit Description		*Emission Group 344*
Emission unit ID number: T-1447	**Emission unit name:** Tank	**List any control devices associated with this emission unit:** NONE

Provide a description of the emission unit (type, method of operation, design parameters, etc.):

Tank

Manufacturer:	**Model number:**	**Serial number:**
In House	NA	NA
Construction date: 1981	**Installation date:**	**Modification date(s):**

Design Capacity (examples: furnaces - tons/hr, tanks - gallons):

<20,000

Maximum Hourly Throughput:	**Maximum Annual Throughput:**	**Maximum Operating Schedule:**
See Potential Emissions estimation method		8760

Fuel Usage Data **(fill out all applicable fields)**

Does this emission unit combust fuel? ___ Yes ___X No	**If yes, is it?** ___ Indirect Fired ___ Direct Fired
Maximum design heat input and/or maximum horsepower rating:	**Type and Btu/hr rating of burners:**

List the primary fuel type(s) and if applicable, the secondary fuel type(s). For each fuel type listed, provide the maximum hourly and annual fuel usage for each.

Describe each fuel expected to be used during the term of the permit.

Fuel Type	Max. Sulfur Content	Max. Ash Content	BTU Value

Emissions Data ***T-1447***

Criteria Pollutants	Potential Emissions	
	PPH	TPY
Carbon Monoxide (CO)		
Nitrogen Oxides (NO_X)		
Lead (Pb)		
Particulate Matter ($PM_{2.5}$)		
Particulate Matter (PM_{10})		
Total Particulate Matter (TSP)		
Sulfur Dioxide (SO_2)		
Volatile Organic Compounds (VOC)		

Hazardous Air Pollutants	Potential Emissions	
	PPH	TPY

Regulated Pollutants other than Criteria and HAP	Potential Emissions	
	PPH	TPY

List the method(s) used to calculate the potential emissions (include dates of any stack tests conducted, versions of software used, source and dates of emission factors, etc.).

Emissions from this Emission Group are assigned to the major emitting process equipment. Emissions are calculated assuming 8760 hours of operation for most equipment. Emergency equipment emissions are based on 500 hours per year. Highest emitting products were chosen for each emission group, utilizing MON MACT standard batch requirements when appropriate. For tanks the highest throughput in the last three years was increased three times. This was the basis for the PTE. Emissions were calculated using ChemCAD, Essential EHS, Emission Master and/or other appropriate emission estimation models or calculation methodologies (USEPA's TANKS 4.0, WATER9, etc.). Methods take into account stack test results as appropriate.

Applicable Requirements ***T-1447***

List all applicable requirements for this emission unit. For each applicable requirement, include the underlying rule/regulation citation and/or construction permit with the condition number. (*Note: Title V permit condition numbers alone are not the underlying applicable requirements*). If an emission limit is calculated based on the type of source and design capacity or if a standard is based on a design parameter, this information should also be included.

Emission Limits - 6.1.4, 6.1.17, 6.1.18, 6.1.19, ; 45CSR13 Permit R13-1748 4.1.1, ; 45CSR34, ; 40CFR63 Subpart FFFF,

Opacity Limits - NA

Operational Limits - 6.1.20, 6.1.22, 6.1.23, 6.1.24, ; ; ; 40CFR63 Subpart FFFF,

X Permit Shield

For all applicable requirements listed above, provide monitoring/testing/recordkeeping/reporting which shall be used to demonstrate compliance. If the method is based on a permit or rule, include the condition number or citation. (Note: Each requirement listed above must have an associated method of demonstrating compliance. If there is not already a required method in place, then a method must be proposed.)

Emission Limits - 6.1.5, ; 45CSR13 Permit R13-1748 4.1.2, ;

Opacity Limits - NA;

Operational Limits - 6.1.7, ; 4.1.3, ; 45CSR34,; 40CFR63 Subpart FFFF,

Are you in compliance with all applicable requirements for this emission unit? X Yes ___No

If no, complete the **Schedule of Compliance Form** as **ATTACHMENT F**.

ATTACHMENT E - Emission Unit Form

Emission Unit Description		*Emission Group 344*
Emission unit ID number: T-1823	**Emission unit name:** Surge Tank	**List any control devices associated with this emission unit:** NONE
Provide a description of the emission unit (type, method of operation, design parameters, etc.): Tank		
Manufacturer: In House	**Model number:** NA	**Serial number:** NA
Construction date: 1994	**Installation date:**	**Modification date(s):**
Design Capacity (examples: furnaces - tons/hr, tanks - gallons):		
Maximum Hourly Throughput: See Potential Emissions estimation method	**Maximum Annual Throughput:**	**Maximum Operating Schedule:** 8760
Fuel Usage Data **(fill out all applicable fields)**		
Does this emission unit combust fuel? ___ Yes ___X No		**If yes, is it?** ___ Indirect Fired ___ Direct Fired
Maximum design heat input and/or maximum horsepower rating:		**Type and Btu/hr rating of burners:**
List the primary fuel type(s) and if applicable, the secondary fuel type(s). For each fuel type listed, provide the maximum hourly and annual fuel usage for each.		

Describe each fuel expected to be used during the term of the permit.

Fuel Type	Max. Sulfur Content	Max. Ash Content	BTU Value

Emissions Data	***T-1823***	
Criteria Pollutants	Potential Emissions	
	PPH	TPY
Carbon Monoxide (CO)		
Nitrogen Oxides (NO_X)		
Lead (Pb)		
Particulate Matter ($PM_{2.5}$)		
Particulate Matter (PM_{10})		
Total Particulate Matter (TSP)		
Sulfur Dioxide (SO_2)		
Volatile Organic Compounds (VOC)		
Hazardous Air Pollutants	Potential Emissions	
	PPH	TPY
Regulated Pollutants other than Criteria and HAP	Potential Emissions	
	PPH	TPY

List the method(s) used to calculate the potential emissions (include dates of any stack tests conducted, versions of software used, source and dates of emission factors, etc.).

Emissions from this Emission Group are assigned to the major emitting process equipment. Emissions are calculated assuming 8760 hours of operation for most equipment. Emergency equipment emissions are based on 500 hours per year. Highest emitting products were chosen for each emission group, utilizing MON MACT standard batch requirements when appropriate. For tanks the highest throughput in the last three years was increased three times. This was the basis for the PTE. Emissions were calculated using ChemCAD, Essential EHS, Emission Master and/or other appropriate emission estimation models or calculation methodologies (USEPA's TANKS 4.0, WATER9, etc.). Methods take into account stack test results as appropriate.

Applicable Requirements ***T-1823***

List all applicable requirements for this emission unit. For each applicable requirement, include the underlying rule/regulation citation and/or construction permit with the condition number. (*Note: Title V permit condition numbers alone are not the underlying applicable requirements*). If an emission limit is calculated based on the type of source and design capacity or if a standard is based on a design parameter, this information should also be included.

Emission Limits - 6.1.17, 6.1.18, 6.1.19, ; ; 45CSR34, ; 40CFR63 Subpart FFFF,

Opacity Limits - NA

Operational Limits - 6.1.20, 6.1.22, 6.1.23, 6.1.24, ; ; 45CSR34, ; 40CFR63 Subpart FFFF,

X Permit Shield

For all applicable requirements listed above, provide monitoring/testing/recordkeeping/reporting which shall be used to demonstrate compliance. If the method is based on a permit or rule, include the condition number or citation. (Note: Each requirement listed above must have an associated method of demonstrating compliance. If there is not already a required method in place, then a method must be proposed.)

Emission Limits - 6.4.1, 6.4.2, ; 45CSR13 Permit R13-0952 4.4.4, 4.4.5, ;

Opacity Limits - NA;

Operational Limits - 6.1.7, ; 4.1.3, ; 45CSR34,; 40CFR63 Subpart FFFF,

Are you in compliance with all applicable requirements for this emission unit? X Yes ___No

If no, complete the **Schedule of Compliance Form** as **ATTACHMENT F**.

ATTACHMENT E - Emission Unit Form

Emission Unit Description		*Emission Group 345*
Emission unit ID number: C-552	**Emission unit name:** Vacuum Pump	**List any control devices associated with this emission unit:** NONE

Provide a description of the emission unit (type, method of operation, design parameters, etc.):

Vacuum Pump

Manufacturer:	**Model number:**	**Serial number:**
In House	NA	NA
Construction date:	**Installation date:**	**Modification date(s):**

Design Capacity (examples: furnaces - tons/hr, tanks - gallons):

Maximum Hourly Throughput:	**Maximum Annual Throughput:**	**Maximum Operating Schedule:**
See Potential Emissions estimation method		8760

Fuel Usage Data **(fill out all applicable fields)**

Does this emission unit combust fuel? ___ Yes ___X No	**If yes, is it?** ___ Indirect Fired ___ Direct Fired
Maximum design heat input and/or maximum horsepower rating:	**Type and Btu/hr rating of burners:**

List the primary fuel type(s) and if applicable, the secondary fuel type(s). For each fuel type listed, provide the maximum hourly and annual fuel usage for each.

Describe each fuel expected to be used during the term of the permit.

Fuel Type	Max. Sulfur Content	Max. Ash Content	BTU Value

Emissions Data	***C-552***	
Criteria Pollutants	Potential Emissions	
	PPH	TPY
Carbon Monoxide (CO)		
Nitrogen Oxides (NO_X)		
Lead (Pb)		
Particulate Matter ($PM_{2.5}$)		
Particulate Matter (PM_{10})		
Total Particulate Matter (TSP)		
Sulfur Dioxide (SO_2)		
Volatile Organic Compounds (VOC)		
Hazardous Air Pollutants	Potential Emissions	
	PPH	TPY
Regulated Pollutants other than Criteria and HAP	Potential Emissions	
	PPH	TPY

List the method(s) used to calculate the potential emissions (include dates of any stack tests conducted, versions of software used, source and dates of emission factors, etc.).

Emissions from this Emission Group are assigned to the major emitting process equipment. Emissions are calculated assuming 8760 hours of operation for most equipment. Emergency equipment emissions are based on 500 hours per year. Highest emitting products were chosen for each emission group, utilizing MON MACT standard batch requirements when appropriate. For tanks the highest throughput in the last three years was increased three times. This was the basis for the PTE. Emissions were calculated using ChemCAD, Essential EHS, Emission Master and/or other appropriate emission estimation models or calculation methodologies (USEPA's TANKS 4.0, WATER9, etc.). Methods take into account stack test results as appropriate.

Applicable Requirements ***C-552***

List all applicable requirements for this emission unit. For each applicable requirement, include the underlying rule/regulation citation and/or construction permit with the condition number. (*Note: Title V permit condition numbers alone are not the underlying applicable requirements*). If an emission limit is calculated based on the type of source and design capacity or if a standard is based on a design parameter, this information should also be included.

Emission Limits - 6.1.17, 6.1.18, 6.1.19, ; ; 45CSR34, ; 40CFR63 Subpart FFFF,

Opacity Limits - NA

Operational Limits - 6.1.20, 6.1.22, 6.1.23, 6.1.24, ; ; 45CSR34, ; 40CFR63 Subpart FFFF,

X Permit Shield

For all applicable requirements listed above, provide monitoring/testing/recordkeeping/reporting which shall be used to demonstrate compliance. If the method is based on a permit or rule, include the condition number or citation. (Note: Each requirement listed above must have an associated method of demonstrating compliance. If there is not already a required method in place, then a method must be proposed.)

Emission Limits - NA, ;

Opacity Limits - NA;

Operational Limits - 6.1.7, ; 4.1.3, ; 45CSR34,; 40CFR63 Subpart FFFF,

Are you in compliance with all applicable requirements for this emission unit? X Yes ___No

If no, complete the **Schedule of Compliance Form** as **ATTACHMENT F**.

ATTACHMENT E - Emission Unit Form

Emission Unit Description		*Emission Group 345*
Emission unit ID number: E-1554	**Emission unit name:** Plate Stripper	**List any control devices associated with this emission unit:** E-1281

Provide a description of the emission unit (type, method of operation, design parameters, etc.):

Plate Stripper

Manufacturer:	**Model number:**	**Serial number:**
In House	NA	NA
Construction date:	**Installation date:**	**Modification date(s):**

Design Capacity (examples: furnaces - tons/hr, tanks - gallons):

Maximum Hourly Throughput:	**Maximum Annual Throughput:**	**Maximum Operating Schedule:**
See Potential Emissions estimation method		8760

Fuel Usage Data **(fill out all applicable fields)**

Does this emission unit combust fuel? ___ Yes ___X No	**If yes, is it?** ___ Indirect Fired ___ Direct Fired
Maximum design heat input and/or maximum horsepower rating:	**Type and Btu/hr rating of burners:**

List the primary fuel type(s) and if applicable, the secondary fuel type(s). For each fuel type listed, provide the maximum hourly and annual fuel usage for each.

Describe each fuel expected to be used during the term of the permit.

Fuel Type	Max. Sulfur Content	Max. Ash Content	BTU Value

Emissions Data ***E-1554***

Criteria Pollutants	Potential Emissions	
	PPH	TPY
Carbon Monoxide (CO)		
Nitrogen Oxides (NO_X)		
Lead (Pb)		
Particulate Matter ($PM_{2.5}$)		
Particulate Matter (PM_{10})		
Total Particulate Matter (TSP)		
Sulfur Dioxide (SO_2)		
Volatile Organic Compounds (VOC)		

Hazardous Air Pollutants	Potential Emissions	
	PPH	TPY

Regulated Pollutants other than Criteria and HAP	Potential Emissions	
	PPH	TPY

List the method(s) used to calculate the potential emissions (include dates of any stack tests conducted, versions of software used, source and dates of emission factors, etc.).

Emissions from this Emission Group are assigned to the major emitting process equipment. Emissions are calculated assuming 8760 hours of operation for most equipment. Emergency equipment emissions are based on 500 hours per year. Highest emitting products were chosen for each emission group, utilizing MON MACT standard batch requirements when appropriate. For tanks the highest throughput in the last three years was increased three times. This was the basis for the PTE. Emissions were calculated using ChemCAD, Essential EHS, Emission Master and/or other appropriate emission estimation models or calculation methodologies (USEPA's TANKS 4.0, WATER9, etc.). Methods take into account stack test results as appropriate.

Applicable Requirements ***E-1554***

List all applicable requirements for this emission unit. For each applicable requirement, include the underlying rule/regulation citation and/or construction permit with the condition number. (*Note: Title V permit condition numbers alone are not the underlying applicable requirements*). If an emission limit is calculated based on the type of source and design capacity or if a standard is based on a design parameter, this information should also be included.

Emission Limits - 6.1.17, 6.1.18, 6.1.19, ; ; 45CSR34, ; 40CFR63 Subpart FFFF,

Opacity Limits - NA

Operational Limits - 6.1.20, 6.1.22, 6.1.23, 6.1.24, ; ; 45CSR34, ; 40CFR63 Subpart FFFF,

X Permit Shield

For all applicable requirements listed above, provide monitoring/testing/recordkeeping/reporting which shall be used to demonstrate compliance. If the method is based on a permit or rule, include the condition number or citation. (Note: Each requirement listed above must have an associated method of demonstrating compliance. If there is not already a required method in place, then a method must be proposed.)

Emission Limits - NA, ;

Opacity Limits - NA;

Operational Limits - 6.1.7, ; 4.1.3, ; 45CSR34,; 40CFR63 Subpart FFFF,

Are you in compliance with all applicable requirements for this emission unit? X Yes ___No

If no, complete the **Schedule of Compliance Form** as **ATTACHMENT F**.

ATTACHMENT E - Emission Unit Form

Emission Unit Description		*Emission Group 345*
Emission unit ID number: R-85	**Emission unit name:** Polyether Capper	**List any control devices associated with this emission unit:** E-1281

Provide a description of the emission unit (type, method of operation, design parameters, etc.):

Polyether Capper

Manufacturer:	**Model number:**	**Serial number:**
In House	NA	NA
Construction date:	**Installation date:**	**Modification date(s):**

Design Capacity (examples: furnaces - tons/hr, tanks - gallons):

Maximum Hourly Throughput:	**Maximum Annual Throughput:**	**Maximum Operating Schedule:**
See Potential Emissions estimation method		8760

Fuel Usage Data **(fill out all applicable fields)**

Does this emission unit combust fuel? ___ Yes ___X No	**If yes, is it?** ___ Indirect Fired ___ Direct Fired
Maximum design heat input and/or maximum horsepower rating:	**Type and Btu/hr rating of burners:**

List the primary fuel type(s) and if applicable, the secondary fuel type(s). For each fuel type listed, provide the maximum hourly and annual fuel usage for each.

Describe each fuel expected to be used during the term of the permit.

Fuel Type	Max. Sulfur Content	Max. Ash Content	BTU Value

Emissions Data ***R-85***

Criteria Pollutants	Potential Emissions	
	PPH	TPY
Carbon Monoxide (CO)		
Nitrogen Oxides (NO_X)		
Lead (Pb)		
Particulate Matter ($PM_{2.5}$)		
Particulate Matter (PM_{10})		
Total Particulate Matter (TSP)		
Sulfur Dioxide (SO_2)		
Volatile Organic Compounds (VOC)		

Hazardous Air Pollutants	Potential Emissions	
	PPH	TPY

Regulated Pollutants other than Criteria and HAP	Potential Emissions	
	PPH	TPY

List the method(s) used to calculate the potential emissions (include dates of any stack tests conducted, versions of software used, source and dates of emission factors, etc.).

Emissions from this Emission Group are assigned to the major emitting process equipment. Emissions are calculated assuming 8760 hours of operation for most equipment. Emergency equipment emissions are based on 500 hours per year. Highest emitting products were chosen for each emission group, utilizing MON MACT standard batch requirements when appropriate. For tanks the highest throughput in the last three years was increased three times. This was the basis for the PTE. Emissions were calculated using ChemCAD, Essential EHS, Emission Master and/or other appropriate emission estimation models or calculation methodologies (USEPA's TANKS 4.0, WATER9, etc.). Methods take into account stack test results as appropriate.

Applicable Requirements ***R-85***

List all applicable requirements for this emission unit. For each applicable requirement, include the underlying rule/regulation citation and/or construction permit with the condition number. (*Note: Title V permit condition numbers alone are not the underlying applicable requirements*). If an emission limit is calculated based on the type of source and design capacity or if a standard is based on a design parameter, this information should also be included.

Emission Limits - 6.1.17, 6.1.18, 6.1.19, ; ; 45CSR34, ; 40CFR63 Subpart FFFF,

Opacity Limits - NA

Operational Limits - 6.1.20, 6.1.22, 6.1.23, 6.1.24, ; ; 45CSR34, ; 40CFR63 Subpart FFFF,

X Permit Shield

For all applicable requirements listed above, provide monitoring/testing/recordkeeping/reporting which shall be used to demonstrate compliance. If the method is based on a permit or rule, include the condition number or citation. (Note: Each requirement listed above must have an associated method of demonstrating compliance. If there is not already a required method in place, then a method must be proposed.)

Emission Limits - NA, ;

Opacity Limits - NA;

Operational Limits - 6.1.7, ; 4.1.3, ; 45CSR34,; 40CFR63 Subpart FFFF,

Are you in compliance with all applicable requirements for this emission unit? X Yes ___No

If no, complete the **Schedule of Compliance Form** as **ATTACHMENT F**.

ATTACHMENT E - Emission Unit Form

Emission Unit Description		*Emission Group 345*
Emission unit ID number: R-86	**Emission unit name:** Anhydride Converter	**List any control devices associated with this emission unit:** E-1281

Provide a description of the emission unit (type, method of operation, design parameters, etc.):

Anhydride Converter

Manufacturer:	**Model number:**	**Serial number:**
In House	NA	NA
Construction date:	**Installation date:**	**Modification date(s):**

Design Capacity (examples: furnaces - tons/hr, tanks - gallons):

Maximum Hourly Throughput:	**Maximum Annual Throughput:**	**Maximum Operating Schedule:**
See Potential Emissions estimation method		8760

Fuel Usage Data **(fill out all applicable fields)**

Does this emission unit combust fuel? ___ Yes ___X No	**If yes, is it?** ___ Indirect Fired ___ Direct Fired
Maximum design heat input and/or maximum horsepower rating:	**Type and Btu/hr rating of burners:**

List the primary fuel type(s) and if applicable, the secondary fuel type(s). For each fuel type listed, provide the maximum hourly and annual fuel usage for each.

Describe each fuel expected to be used during the term of the permit.

Fuel Type	Max. Sulfur Content	Max. Ash Content	BTU Value

Emissions Data ***R-86***

Criteria Pollutants	Potential Emissions	
	PPH	TPY
Carbon Monoxide (CO)		
Nitrogen Oxides (NO_X)		
Lead (Pb)		
Particulate Matter ($PM_{2.5}$)		
Particulate Matter (PM_{10})		
Total Particulate Matter (TSP)		
Sulfur Dioxide (SO_2)		
Volatile Organic Compounds (VOC)		

Hazardous Air Pollutants	Potential Emissions	
	PPH	TPY

Regulated Pollutants other than Criteria and HAP	Potential Emissions	
	PPH	TPY

List the method(s) used to calculate the potential emissions (include dates of any stack tests conducted, versions of software used, source and dates of emission factors, etc.).

Emissions from this Emission Group are assigned to the major emitting process equipment. Emissions are calculated assuming 8760 hours of operation for most equipment. Emergency equipment emissions are based on 500 hours per year. Highest emitting products were chosen for each emission group, utilizing MON MACT standard batch requirements when appropriate. For tanks the highest throughput in the last three years was increased three times. This was the basis for the PTE. Emissions were calculated using ChemCAD, Essential EHS, Emission Master and/or other appropriate emission estimation models or calculation methodologies (USEPA's TANKS 4.0, WATER9, etc.). Methods take into account stack test results as appropriate.

Applicable Requirements ***R-86***

List all applicable requirements for this emission unit. For each applicable requirement, include the underlying rule/regulation citation and/or construction permit with the condition number. (*Note: Title V permit condition numbers alone are not the underlying applicable requirements*). If an emission limit is calculated based on the type of source and design capacity or if a standard is based on a design parameter, this information should also be included.

Emission Limits - 6.1.17, 6.1.18, 6.1.19, ; ; 45CSR34, ; 40CFR63 Subpart FFFF,

Opacity Limits - NA

Operational Limits - 6.1.20, 6.1.22, 6.1.23, 6.1.24, ; ; 45CSR34, ; 40CFR63 Subpart FFFF,

X Permit Shield

For all applicable requirements listed above, provide monitoring/testing/recordkeeping/reporting which shall be used to demonstrate compliance. If the method is based on a permit or rule, include the condition number or citation. (Note: Each requirement listed above must have an associated method of demonstrating compliance. If there is not already a required method in place, then a method must be proposed.)

Emission Limits - NA, ;

Opacity Limits - NA;

Operational Limits - 6.1.7, ; 4.1.3, ; 45CSR34,; 40CFR63 Subpart FFFF,

Are you in compliance with all applicable requirements for this emission unit? X Yes ___No

If no, complete the **Schedule of Compliance Form** as **ATTACHMENT F**.

ATTACHMENT E - Emission Unit Form

Emission Unit Description		*Emission Group 348*
Emission unit ID number: E-1070	**Emission unit name:** LUWA	**List any control devices associated with this emission unit:** NONE

Provide a description of the emission unit (type, method of operation, design parameters, etc.):

LUWA

Manufacturer:	**Model number:**	**Serial number:**
In House	NA	NA
Construction date:	**Installation date:**	**Modification date(s):**

Design Capacity (examples: furnaces - tons/hr, tanks - gallons):

Maximum Hourly Throughput:	**Maximum Annual Throughput:**	**Maximum Operating Schedule:**
See Potential Emissions estimation method		8760

Fuel Usage Data **(fill out all applicable fields)**

Does this emission unit combust fuel? ___ Yes ___X No	**If yes, is it?** ___ Indirect Fired ___ Direct Fired
Maximum design heat input and/or maximum horsepower rating:	**Type and Btu/hr rating of burners:**

List the primary fuel type(s) and if applicable, the secondary fuel type(s). For each fuel type listed, provide the maximum hourly and annual fuel usage for each.

Describe each fuel expected to be used during the term of the permit.

Fuel Type	Max. Sulfur Content	Max. Ash Content	BTU Value

Emissions Data	***E-1070***	
Criteria Pollutants	Potential Emissions	
	PPH	TPY
Carbon Monoxide (CO)		
Nitrogen Oxides (NO_X)		
Lead (Pb)		
Particulate Matter ($PM_{2.5}$)		
Particulate Matter (PM_{10})		
Total Particulate Matter (TSP)		
Sulfur Dioxide (SO_2)		
Volatile Organic Compounds (VOC)		
Hazardous Air Pollutants	Potential Emissions	
	PPH	TPY
Regulated Pollutants other than Criteria and HAP	Potential Emissions	
	PPH	TPY

List the method(s) used to calculate the potential emissions (include dates of any stack tests conducted, versions of software used, source and dates of emission factors, etc.).

Emissions from this Emission Group are assigned to the major emitting process equipment. Emissions are calculated assuming 8760 hours of operation for most equipment. Emergency equipment emissions are based on 500 hours per year. Highest emitting products were chosen for each emission group, utilizing MON MACT standard batch requirements when appropriate. For tanks the highest throughput in the last three years was increased three times. This was the basis for the PTE. Emissions were calculated using ChemCAD, Essential EHS, Emission Master and/or other appropriate emission estimation models or calculation methodologies (USEPA's TANKS 4.0, WATER9, etc.). Methods take into account stack test results as appropriate.

Applicable Requirements ***E-1070***

List all applicable requirements for this emission unit. For each applicable requirement, include the underlying rule/regulation citation and/or construction permit with the condition number. (*Note: Title V permit condition numbers alone are not the underlying applicable requirements*). If an emission limit is calculated based on the type of source and design capacity or if a standard is based on a design parameter, this information should also be included.

Emission Limits - 6.1.17, 6.1.18, 6.1.19, ; ; 45CSR34, ; 40CFR63 Subpart FFFF,

Opacity Limits - NA

Operational Limits - 6.1.20, 6.1.22, 6.1.23, 6.1.24, ; ; 45CSR34, ; 40CFR63 Subpart FFFF,

X Permit Shield

For all applicable requirements listed above, provide monitoring/testing/recordkeeping/reporting which shall be used to demonstrate compliance. If the method is based on a permit or rule, include the condition number or citation. (Note: Each requirement listed above must have an associated method of demonstrating compliance. If there is not already a required method in place, then a method must be proposed.)

Emission Limits - NA, ;

Opacity Limits - NA;

Operational Limits - 6.1.7, ; 4.1.3, ; 45CSR34,; 40CFR63 Subpart FFFF,

Are you in compliance with all applicable requirements for this emission unit? X Yes ___No

If no, complete the **Schedule of Compliance Form** as **ATTACHMENT F**.

ATTACHMENT E - Emission Unit Form

Emission Unit Description		*Emission Group 348*
Emission unit ID number: E-1198	**Emission unit name:** Esters Drum Filler	**List any control devices associated with this emission unit:** NONE

Provide a description of the emission unit (type, method of operation, design parameters, etc.):

Esters Drum Filler

Manufacturer:	**Model number:**	**Serial number:**
In House	NA	NA
Construction date:	**Installation date:**	**Modification date(s):**

Design Capacity (examples: furnaces - tons/hr, tanks - gallons):

Maximum Hourly Throughput:	**Maximum Annual Throughput:**	**Maximum Operating Schedule:**
See Potential Emissions estimation method		8760

Fuel Usage Data **(fill out all applicable fields)**

Does this emission unit combust fuel? ___ Yes ___X No	**If yes, is it?** ___ Indirect Fired ___ Direct Fired
Maximum design heat input and/or maximum horsepower rating:	**Type and Btu/hr rating of burners:**

List the primary fuel type(s) and if applicable, the secondary fuel type(s). For each fuel type listed, provide the maximum hourly and annual fuel usage for each.

Describe each fuel expected to be used during the term of the permit.

Fuel Type	Max. Sulfur Content	Max. Ash Content	BTU Value

Emissions Data ***E-1198***

Criteria Pollutants	Potential Emissions	
	PPH	TPY
Carbon Monoxide (CO)		
Nitrogen Oxides (NO_X)		
Lead (Pb)		
Particulate Matter ($PM_{2.5}$)		
Particulate Matter (PM_{10})		
Total Particulate Matter (TSP)		
Sulfur Dioxide (SO_2)		
Volatile Organic Compounds (VOC)		

Hazardous Air Pollutants	Potential Emissions	
	PPH	TPY

Regulated Pollutants other than Criteria and HAP	Potential Emissions	
	PPH	TPY

List the method(s) used to calculate the potential emissions (include dates of any stack tests conducted, versions of software used, source and dates of emission factors, etc.).

Emissions from this Emission Group are assigned to the major emitting process equipment. Emissions are calculated assuming 8760 hours of operation for most equipment. Emergency equipment emissions are based on 500 hours per year. Highest emitting products were chosen for each emission group, utilizing MON MACT standard batch requirements when appropriate. For tanks the highest throughput in the last three years was increased three times. This was the basis for the PTE. Emissions were calculated using ChemCAD, Essential EHS, Emission Master and/or other appropriate emission estimation models or calculation methodologies (USEPA's TANKS 4.0, WATER9, etc.). Methods take into account stack test results as appropriate.

Applicable Requirements ***E-1198***

List all applicable requirements for this emission unit. For each applicable requirement, include the underlying rule/regulation citation and/or construction permit with the condition number. (*Note: Title V permit condition numbers alone are not the underlying applicable requirements*). If an emission limit is calculated based on the type of source and design capacity or if a standard is based on a design parameter, this information should also be included.

Emission Limits - 6.1.17, 6.1.18, 6.1.19, ; ; 45CSR34, ; 40CFR63 Subpart FFFF,

Opacity Limits - NA

Operational Limits - 6.1.20, 6.1.22, 6.1.23, 6.1.24, ; ; 45CSR34, ; 40CFR63 Subpart FFFF,

X Permit Shield

For all applicable requirements listed above, provide monitoring/testing/recordkeeping/reporting which shall be used to demonstrate compliance. If the method is based on a permit or rule, include the condition number or citation. (Note: Each requirement listed above must have an associated method of demonstrating compliance. If there is not already a required method in place, then a method must be proposed.)

Emission Limits - NA, ;

Opacity Limits - NA;

Operational Limits - 6.1.7, ; 4.1.3, ; 45CSR34,; 40CFR63 Subpart FFFF,

Are you in compliance with all applicable requirements for this emission unit? X Yes ___No

If no, complete the **Schedule of Compliance Form** as **ATTACHMENT F**.

ATTACHMENT E - Emission Unit Form

Emission Unit Description		*Emission Group 352*
Emission unit ID number: T-622	**Emission unit name:** Tank	**List any control devices associated with this emission unit:** NONE

Provide a description of the emission unit (type, method of operation, design parameters, etc.):

Tank

Manufacturer:	**Model number:**	**Serial number:**
In House	NA	NA
Construction date: 1966	**Installation date:**	**Modification date(s):**

Design Capacity (examples: furnaces - tons/hr, tanks - gallons):

<20,000

Maximum Hourly Throughput:	**Maximum Annual Throughput:**	**Maximum Operating Schedule:**
See Potential Emissions estimation method		8760

Fuel Usage Data **(fill out all applicable fields)**

Does this emission unit combust fuel? ___ Yes ___X No	**If yes, is it?** ___ Indirect Fired ___ Direct Fired
Maximum design heat input and/or maximum horsepower rating:	**Type and Btu/hr rating of burners:**

List the primary fuel type(s) and if applicable, the secondary fuel type(s). For each fuel type listed, provide the maximum hourly and annual fuel usage for each.

Describe each fuel expected to be used during the term of the permit.

Fuel Type	Max. Sulfur Content	Max. Ash Content	BTU Value

Emissions Data	***T-622***	
Criteria Pollutants	Potential Emissions	
	PPH	TPY
Carbon Monoxide (CO)		
Nitrogen Oxides (NO_X)		
Lead (Pb)		
Particulate Matter ($PM_{2.5}$)		
Particulate Matter (PM_{10})		
Total Particulate Matter (TSP)		
Sulfur Dioxide (SO_2)		
Volatile Organic Compounds (VOC)	0.07	0.30
Hazardous Air Pollutants	Potential Emissions	
	PPH	TPY
Toluene	0.07	0.30
Regulated Pollutants other than Criteria and HAP	Potential Emissions	
	PPH	TPY

List the method(s) used to calculate the potential emissions (include dates of any stack tests conducted, versions of software used, source and dates of emission factors, etc.).

Emissions from this Emission Group are assigned to the major emitting process equipment. Emissions are calculated assuming 8760 hours of operation for most equipment. Emergency equipment emissions are based on 500 hours per year. Highest emitting products were chosen for each emission group, utilizing MON MACT standard batch requirements when appropriate. For tanks the highest throughput in the last three years was increased three times. This was the basis for the PTE. Emissions were calculated using ChemCAD, Essential EHS, Emission Master and/or other appropriate emission estimation models or calculation methodologies (USEPA's TANKS 4.0, WATER9, etc.). Methods take into account stack test results as appropriate.

Applicable Requirements ***T-622***

List all applicable requirements for this emission unit. For each applicable requirement, include the underlying rule/regulation citation and/or construction permit with the condition number. (*Note: Title V permit condition numbers alone are not the underlying applicable requirements*). If an emission limit is calculated based on the type of source and design capacity or if a standard is based on a design parameter, this information should also be included.

Emission Limits - 6.1.17, 6.1.18, 6.1.19, ; ; 45CSR34, ; 40CFR63 Subpart FFFF,

Opacity Limits - NA

Operational Limits - 6.1.20, 6.1.22, 6.1.23, 6.1.24, ; ; 45CSR34, ; 40CFR63 Subpart FFFF,

X Permit Shield

For all applicable requirements listed above, provide monitoring/testing/recordkeeping/reporting which shall be used to demonstrate compliance. If the method is based on a permit or rule, include the condition number or citation. (Note: Each requirement listed above must have an associated method of demonstrating compliance. If there is not already a required method in place, then a method must be proposed.)

Emission Limits - NA, ;

Opacity Limits - NA;

Operational Limits - 6.1.7, ; 4.1.3, ; 45CSR34,; 40CFR63 Subpart FFFF,

Are you in compliance with all applicable requirements for this emission unit? X Yes ___No

If no, complete the **Schedule of Compliance Form** as **ATTACHMENT F**.

ATTACHMENT E - Emission Unit Form

Emission Unit Description		*Emission Group 352*
Emission unit ID number: T-623	**Emission unit name:** Tank	**List any control devices associated with this emission unit:** NONE

Provide a description of the emission unit (type, method of operation, design parameters, etc.):

Tank

Manufacturer:	**Model number:**	**Serial number:**
In House	NA	NA
Construction date: 1966	**Installation date:**	**Modification date(s):**

Design Capacity (examples: furnaces - tons/hr, tanks - gallons):

<20,000

Maximum Hourly Throughput:	**Maximum Annual Throughput:**	**Maximum Operating Schedule:**
See Potential Emissions estimation method		8760

Fuel Usage Data **(fill out all applicable fields)**

Does this emission unit combust fuel? ___ Yes ___X No	**If yes, is it?** ___ Indirect Fired ___ Direct Fired
Maximum design heat input and/or maximum horsepower rating:	**Type and Btu/hr rating of burners:**

List the primary fuel type(s) and if applicable, the secondary fuel type(s). For each fuel type listed, provide the maximum hourly and annual fuel usage for each.

Describe each fuel expected to be used during the term of the permit.

Fuel Type	Max. Sulfur Content	Max. Ash Content	BTU Value

Emissions Data ***T-623***

Criteria Pollutants	Potential Emissions	
	PPH	TPY
Carbon Monoxide (CO)		
Nitrogen Oxides (NO_X)		
Lead (Pb)		
Particulate Matter ($PM_{2.5}$)		
Particulate Matter (PM_{10})		
Total Particulate Matter (TSP)		
Sulfur Dioxide (SO_2)		
Volatile Organic Compounds (VOC)	0.07	0.30

Hazardous Air Pollutants	Potential Emissions	
	PPH	TPY
Toluene	0.07	0.30

Regulated Pollutants other than Criteria and HAP	Potential Emissions	
	PPH	TPY

List the method(s) used to calculate the potential emissions (include dates of any stack tests conducted, versions of software used, source and dates of emission factors, etc.).

Emissions from this Emission Group are assigned to the major emitting process equipment. Emissions are calculated assuming 8760 hours of operation for most equipment. Emergency equipment emissions are based on 500 hours per year. Highest emitting products were chosen for each emission group, utilizing MON MACT standard batch requirements when appropriate. For tanks the highest throughput in the last three years was increased three times. This was the basis for the PTE. Emissions were calculated using ChemCAD, Essential EHS, Emission Master and/or other appropriate emission estimation models or calculation methodologies (USEPA's TANKS 4.0, WATER9, etc.). Methods take into account stack test results as appropriate.

Applicable Requirements ***T-623***

List all applicable requirements for this emission unit. For each applicable requirement, include the underlying rule/regulation citation and/or construction permit with the condition number. (*Note: Title V permit condition numbers alone are not the underlying applicable requirements*). If an emission limit is calculated based on the type of source and design capacity or if a standard is based on a design parameter, this information should also be included.

Emission Limits - 6.1.17, 6.1.18, 6.1.19, ; ; 45CSR34, ; 40CFR63 Subpart FFFF,

Opacity Limits - NA

Operational Limits - 6.1.20, 6.1.22, 6.1.23, 6.1.24, ; ; 45CSR34, ; 40CFR63 Subpart FFFF,

X Permit Shield

For all applicable requirements listed above, provide monitoring/testing/recordkeeping/reporting which shall be used to demonstrate compliance. If the method is based on a permit or rule, include the condition number or citation. (Note: Each requirement listed above must have an associated method of demonstrating compliance. If there is not already a required method in place, then a method must be proposed.)

Emission Limits - NA, ;

Opacity Limits - NA;

Operational Limits - 6.1.7, ; 4.1.3, ; 45CSR34,; 40CFR63 Subpart FFFF,

Are you in compliance with all applicable requirements for this emission unit? X Yes ___No

If no, complete the **Schedule of Compliance Form** as **ATTACHMENT F**.

ATTACHMENT E - Emission Unit Form

Emission Unit Description		*Emission Group 352*
Emission unit ID number: T-626	**Emission unit name:** Tank	**List any control devices associated with this emission unit:** NONE

Provide a description of the emission unit (type, method of operation, design parameters, etc.):

Tank

Manufacturer:	**Model number:**	**Serial number:**
In House	NA	NA
Construction date: 1966	**Installation date:**	**Modification date(s):**

Design Capacity (examples: furnaces - tons/hr, tanks - gallons):

<20,000

Maximum Hourly Throughput:	**Maximum Annual Throughput:**	**Maximum Operating Schedule:**
See Potential Emissions estimation method		8760

Fuel Usage Data **(fill out all applicable fields)**

Does this emission unit combust fuel? ___ Yes ___X No	**If yes, is it?** ___ Indirect Fired ___ Direct Fired
Maximum design heat input and/or maximum horsepower rating:	**Type and Btu/hr rating of burners:**

List the primary fuel type(s) and if applicable, the secondary fuel type(s). For each fuel type listed, provide the maximum hourly and annual fuel usage for each.

Describe each fuel expected to be used during the term of the permit.

Fuel Type	Max. Sulfur Content	Max. Ash Content	BTU Value

Emissions Data	***T-626***	
Criteria Pollutants	Potential Emissions	
	PPH	TPY
Carbon Monoxide (CO)		
Nitrogen Oxides (NO_X)		
Lead (Pb)		
Particulate Matter ($PM_{2.5}$)		
Particulate Matter (PM_{10})		
Total Particulate Matter (TSP)		
Sulfur Dioxide (SO_2)		
Volatile Organic Compounds (VOC)		
Hazardous Air Pollutants	Potential Emissions	
	PPH	TPY
Regulated Pollutants other than Criteria and HAP	Potential Emissions	
	PPH	TPY

List the method(s) used to calculate the potential emissions (include dates of any stack tests conducted, versions of software used, source and dates of emission factors, etc.).

Emissions from this Emission Group are assigned to the major emitting process equipment. Emissions are calculated assuming 8760 hours of operation for most equipment. Emergency equipment emissions are based on 500 hours per year. Highest emitting products were chosen for each emission group, utilizing MON MACT standard batch requirements when appropriate. For tanks the highest throughput in the last three years was increased three times. This was the basis for the PTE. Emissions were calculated using ChemCAD, Essential EHS, Emission Master and/or other appropriate emission estimation models or calculation methodologies (USEPA's TANKS 4.0, WATER9, etc.). Methods take into account stack test results as appropriate.

Applicable Requirements ***T-626***

List all applicable requirements for this emission unit. For each applicable requirement, include the underlying rule/regulation citation and/or construction permit with the condition number. (*Note: Title V permit condition numbers alone are not the underlying applicable requirements*). If an emission limit is calculated based on the type of source and design capacity or if a standard is based on a design parameter, this information should also be included.

Emission Limits - 6.1.17, 6.1.18, 6.1.19, ; ; 45CSR34, ; 40CFR63 Subpart FFFF,

Opacity Limits - NA

Operational Limits - 6.1.20, 6.1.22, 6.1.23, 6.1.24, ; ; 45CSR34, ; 40CFR63 Subpart FFFF,

X Permit Shield

For all applicable requirements listed above, provide monitoring/testing/recordkeeping/reporting which shall be used to demonstrate compliance. If the method is based on a permit or rule, include the condition number or citation. (Note: Each requirement listed above must have an associated method of demonstrating compliance. If there is not already a required method in place, then a method must be proposed.)

Emission Limits - NA, ;

Opacity Limits - NA;

Operational Limits - 6.1.7, ; 4.1.3, ; 45CSR34,; 40CFR63 Subpart FFFF,

Are you in compliance with all applicable requirements for this emission unit? X Yes ___No

If no, complete the **Schedule of Compliance Form** as **ATTACHMENT F**.

ATTACHMENT E - Emission Unit Form

Emission Unit Description		*Emission Group 352*
Emission unit ID number: T-627	**Emission unit name:** Tank	**List any control devices associated with this emission unit:** NONE

Provide a description of the emission unit (type, method of operation, design parameters, etc.):

Tank

Manufacturer:	**Model number:**	**Serial number:**
In House	NA	NA
Construction date: 1966	**Installation date:**	**Modification date(s):**

Design Capacity (examples: furnaces - tons/hr, tanks - gallons):

<20,000

Maximum Hourly Throughput:	**Maximum Annual Throughput:**	**Maximum Operating Schedule:**
See Potential Emissions estimation method		8760

Fuel Usage Data **(fill out all applicable fields)**

Does this emission unit combust fuel? ___ Yes ___X No	**If yes, is it?** ___ Indirect Fired ___ Direct Fired
Maximum design heat input and/or maximum horsepower rating:	**Type and Btu/hr rating of burners:**

List the primary fuel type(s) and if applicable, the secondary fuel type(s). For each fuel type listed, provide the maximum hourly and annual fuel usage for each.

Describe each fuel expected to be used during the term of the permit.

Fuel Type	Max. Sulfur Content	Max. Ash Content	BTU Value

Emissions Data ***T-627***

Criteria Pollutants	Potential Emissions	
	PPH	TPY
Carbon Monoxide (CO)		
Nitrogen Oxides (NO_X)		
Lead (Pb)		
Particulate Matter ($PM_{2.5}$)		
Particulate Matter (PM_{10})		
Total Particulate Matter (TSP)		
Sulfur Dioxide (SO_2)		
Volatile Organic Compounds (VOC)		

Hazardous Air Pollutants	Potential Emissions	
	PPH	TPY

Regulated Pollutants other than Criteria and HAP	Potential Emissions	
	PPH	TPY

List the method(s) used to calculate the potential emissions (include dates of any stack tests conducted, versions of software used, source and dates of emission factors, etc.).

Emissions from this Emission Group are assigned to the major emitting process equipment. Emissions are calculated assuming 8760 hours of operation for most equipment. Emergency equipment emissions are based on 500 hours per year. Highest emitting products were chosen for each emission group, utilizing MON MACT standard batch requirements when appropriate. For tanks the highest throughput in the last three years was increased three times. This was the basis for the PTE. Emissions were calculated using ChemCAD, Essential EHS, Emission Master and/or other appropriate emission estimation models or calculation methodologies (USEPA's TANKS 4.0, WATER9, etc.). Methods take into account stack test results as appropriate.

Applicable Requirements ***T-627***

List all applicable requirements for this emission unit. For each applicable requirement, include the underlying rule/regulation citation and/or construction permit with the condition number. (*Note: Title V permit condition numbers alone are not the underlying applicable requirements*). If an emission limit is calculated based on the type of source and design capacity or if a standard is based on a design parameter, this information should also be included.

Emission Limits - 6.1.17, 6.1.18, 6.1.19, ; ; 45CSR34, ; 40CFR63 Subpart FFFF,

Opacity Limits - NA

Operational Limits - 6.1.20, 6.1.22, 6.1.23, 6.1.24, ; ; 45CSR34, ; 40CFR63 Subpart FFFF,

X Permit Shield

For all applicable requirements listed above, provide monitoring/testing/recordkeeping/reporting which shall be used to demonstrate compliance. If the method is based on a permit or rule, include the condition number or citation. (Note: Each requirement listed above must have an associated method of demonstrating compliance. If there is not already a required method in place, then a method must be proposed.)

Emission Limits - NA, ;

Opacity Limits - NA;

Operational Limits - 6.1.7, ; 4.1.3, ; 45CSR34,; 40CFR63 Subpart FFFF,

Are you in compliance with all applicable requirements for this emission unit? X Yes ___No

If no, complete the **Schedule of Compliance Form** as **ATTACHMENT F**.

ATTACHMENT E - Emission Unit Form

Emission Unit Description		*Emission Group 352*
Emission unit ID number: T-875	**Emission unit name:** Tank	**List any control devices associated with this emission unit:** NONE

Provide a description of the emission unit (type, method of operation, design parameters, etc.):

Tank

Manufacturer:	**Model number:**	**Serial number:**
In House	NA	NA
Construction date: 1973	**Installation date:**	**Modification date(s):**

Design Capacity (examples: furnaces - tons/hr, tanks - gallons):

20000

Maximum Hourly Throughput:	**Maximum Annual Throughput:**	**Maximum Operating Schedule:**
See Potential Emissions estimation method		8760

Fuel Usage Data **(fill out all applicable fields)**

Does this emission unit combust fuel? ___ Yes ___X No	**If yes, is it?** ___ Indirect Fired ___ Direct Fired
Maximum design heat input and/or maximum horsepower rating:	**Type and Btu/hr rating of burners:**

List the primary fuel type(s) and if applicable, the secondary fuel type(s). For each fuel type listed, provide the maximum hourly and annual fuel usage for each.

Describe each fuel expected to be used during the term of the permit.

Fuel Type	Max. Sulfur Content	Max. Ash Content	BTU Value

Emissions Data	***T-875***	
Criteria Pollutants	Potential Emissions	
	PPH	TPY
Carbon Monoxide (CO)		
Nitrogen Oxides (NO_X)		
Lead (Pb)		
Particulate Matter ($PM_{2.5}$)		
Particulate Matter (PM_{10})		
Total Particulate Matter (TSP)		
Sulfur Dioxide (SO_2)		
Volatile Organic Compounds (VOC)		
Hazardous Air Pollutants	Potential Emissions	
	PPH	TPY
Regulated Pollutants other than Criteria and HAP	Potential Emissions	
	PPH	TPY

List the method(s) used to calculate the potential emissions (include dates of any stack tests conducted, versions of software used, source and dates of emission factors, etc.).

Emissions from this Emission Group are assigned to the major emitting process equipment. Emissions are calculated assuming 8760 hours of operation for most equipment. Emergency equipment emissions are based on 500 hours per year. Highest emitting products were chosen for each emission group, utilizing MON MACT standard batch requirements when appropriate. For tanks the highest throughput in the last three years was increased three times. This was the basis for the PTE. Emissions were calculated using ChemCAD, Essential EHS, Emission Master and/or other appropriate emission estimation models or calculation methodologies (USEPA's TANKS 4.0, WATER9, etc.). Methods take into account stack test results as appropriate.

Applicable Requirements ***T-875***

List all applicable requirements for this emission unit. For each applicable requirement, include the underlying rule/regulation citation and/or construction permit with the condition number. (*Note: Title V permit condition numbers alone are not the underlying applicable requirements*). If an emission limit is calculated based on the type of source and design capacity or if a standard is based on a design parameter, this information should also be included.

Emission Limits - 6.1.17, 6.1.18, 6.1.19, ; ; 45CSR34, ; 40CFR63 Subpart FFFF,

Opacity Limits - NA

Operational Limits - 6.1.20, 6.1.22, 6.1.23, 6.1.24, ; ; 45CSR34, ; 40CFR63 Subpart FFFF,

X Permit Shield

For all applicable requirements listed above, provide monitoring/testing/recordkeeping/reporting which shall be used to demonstrate compliance. If the method is based on a permit or rule, include the condition number or citation. (Note: Each requirement listed above must have an associated method of demonstrating compliance. If there is not already a required method in place, then a method must be proposed.)

Emission Limits - NA, ;

Opacity Limits - NA;

Operational Limits - 6.1.7, ; 4.1.3, ; 45CSR34,; 40CFR63 Subpart FFFF,

Are you in compliance with all applicable requirements for this emission unit? X Yes ___No

If no, complete the **Schedule of Compliance Form** as **ATTACHMENT F**.

ATTACHMENT E - Emission Unit Form

Emission Unit Description		*Emission Group 352*
Emission unit ID number: T-967	**Emission unit name:** Tank	**List any control devices associated with this emission unit:** NONE

Provide a description of the emission unit (type, method of operation, design parameters, etc.):

Tank

Manufacturer:	**Model number:**	**Serial number:**
In House	NA	NA
Construction date: 1973	**Installation date:**	**Modification date(s):**

Design Capacity (examples: furnaces - tons/hr, tanks - gallons):

20000

Maximum Hourly Throughput:	**Maximum Annual Throughput:**	**Maximum Operating Schedule:**
See Potential Emissions estimation method		8760

Fuel Usage Data **(fill out all applicable fields)**

Does this emission unit combust fuel? ___ Yes ___X No	**If yes, is it?** ___ Indirect Fired ___ Direct Fired
Maximum design heat input and/or maximum horsepower rating:	**Type and Btu/hr rating of burners:**

List the primary fuel type(s) and if applicable, the secondary fuel type(s). For each fuel type listed, provide the maximum hourly and annual fuel usage for each.

Describe each fuel expected to be used during the term of the permit.

Fuel Type	Max. Sulfur Content	Max. Ash Content	BTU Value

Emissions Data	***T-967***	
Criteria Pollutants	Potential Emissions	
	PPH	TPY
Carbon Monoxide (CO)		
Nitrogen Oxides (NO_X)		
Lead (Pb)		
Particulate Matter ($PM_{2.5}$)		
Particulate Matter (PM_{10})		
Total Particulate Matter (TSP)		
Sulfur Dioxide (SO_2)		
Volatile Organic Compounds (VOC)	0.16	0.70
Hazardous Air Pollutants	Potential Emissions	
	PPH	TPY
Regulated Pollutants other than Criteria and HAP	Potential Emissions	
	PPH	TPY

List the method(s) used to calculate the potential emissions (include dates of any stack tests conducted, versions of software used, source and dates of emission factors, etc.).

Emissions from this Emission Group are assigned to the major emitting process equipment. Emissions are calculated assuming 8760 hours of operation for most equipment. Emergency equipment emissions are based on 500 hours per year. Highest emitting products were chosen for each emission group, utilizing MON MACT standard batch requirements when appropriate. For tanks the highest throughput in the last three years was increased three times. This was the basis for the PTE. Emissions were calculated using ChemCAD, Essential EHS, Emission Master and/or other appropriate emission estimation models or calculation methodologies (USEPA's TANKS 4.0, WATER9, etc.). Methods take into account stack test results as appropriate.

Applicable Requirements ***T-967***

List all applicable requirements for this emission unit. For each applicable requirement, include the underlying rule/regulation citation and/or construction permit with the condition number. (*Note: Title V permit condition numbers alone are not the underlying applicable requirements*). If an emission limit is calculated based on the type of source and design capacity or if a standard is based on a design parameter, this information should also be included.

Emission Limits - 6.1.17, 6.1.18, 6.1.19, ; ; 45CSR34, ; 40CFR63 Subpart FFFF,

Opacity Limits - NA

Operational Limits - 6.1.20, 6.1.22, 6.1.23, 6.1.24, ; ; 45CSR34, ; 40CFR63 Subpart FFFF,

X Permit Shield

For all applicable requirements listed above, provide monitoring/testing/recordkeeping/reporting which shall be used to demonstrate compliance. If the method is based on a permit or rule, include the condition number or citation. (Note: Each requirement listed above must have an associated method of demonstrating compliance. If there is not already a required method in place, then a method must be proposed.)

Emission Limits - NA, ;

Opacity Limits - NA;

Operational Limits - 6.1.7, ; 4.1.3, ; 45CSR34,; 40CFR63 Subpart FFFF,

Are you in compliance with all applicable requirements for this emission unit? X Yes ___No

If no, complete the **Schedule of Compliance Form** as **ATTACHMENT F**.

ATTACHMENT E - Emission Unit Form

Emission Unit Description		*Emission Group 352*
Emission unit ID number: T-1257-B	**Emission unit name:** Tank	**List any control devices associated with this emission unit:** NONE

Provide a description of the emission unit (type, method of operation, design parameters, etc.):

Tank

Manufacturer: In House	**Model number:** NA	**Serial number:** NA
Construction date: 1979	**Installation date:**	**Modification date(s):**

Design Capacity (examples: furnaces - tons/hr, tanks - gallons):

21000

Maximum Hourly Throughput: See Potential Emissions estimation method	**Maximum Annual Throughput:**	**Maximum Operating Schedule:** 8760

Fuel Usage Data **(fill out all applicable fields)**

Does this emission unit combust fuel? ___ Yes ___X No	**If yes, is it?** ___ Indirect Fired ___ Direct Fired
Maximum design heat input and/or maximum horsepower rating:	**Type and Btu/hr rating of burners:**

List the primary fuel type(s) and if applicable, the secondary fuel type(s). For each fuel type listed, provide the maximum hourly and annual fuel usage for each.

Describe each fuel expected to be used during the term of the permit.

Fuel Type	Max. Sulfur Content	Max. Ash Content	BTU Value

Emissions Data	***T-1257-B***	
Criteria Pollutants	Potential Emissions	
	PPH	TPY
Carbon Monoxide (CO)		
Nitrogen Oxides (NO_X)		
Lead (Pb)		
Particulate Matter ($PM_{2.5}$)		
Particulate Matter (PM_{10})		
Total Particulate Matter (TSP)		
Sulfur Dioxide (SO_2)		
Volatile Organic Compounds (VOC)		
Hazardous Air Pollutants	Potential Emissions	
	PPH	TPY
Regulated Pollutants other than Criteria and HAP	Potential Emissions	
	PPH	TPY

List the method(s) used to calculate the potential emissions (include dates of any stack tests conducted, versions of software used, source and dates of emission factors, etc.).

Emissions from this Emission Group are assigned to the major emitting process equipment. Emissions are calculated assuming 8760 hours of operation for most equipment. Emergency equipment emissions are based on 500 hours per year. Highest emitting products were chosen for each emission group, utilizing MON MACT standard batch requirements when appropriate. For tanks the highest throughput in the last three years was increased three times. This was the basis for the PTE. Emissions were calculated using ChemCAD, Essential EHS, Emission Master and/or other appropriate emission estimation models or calculation methodologies (USEPA's TANKS 4.0, WATER9, etc.). Methods take into account stack test results as appropriate.

Applicable Requirements ***T-1257-B***

List all applicable requirements for this emission unit. For each applicable requirement, include the underlying rule/regulation citation and/or construction permit with the condition number. (*Note: Title V permit condition numbers alone are not the underlying applicable requirements*). If an emission limit is calculated based on the type of source and design capacity or if a standard is based on a design parameter, this information should also be included.

Emission Limits - 6.1.17, 6.1.18, 6.1.19, ; ; 45CSR34, ; 40CFR63 Subpart FFFF,

Opacity Limits - NA

Operational Limits - 6.1.20, 6.1.22, 6.1.23, 6.1.24, ; ; 45CSR34, ; 40CFR63 Subpart FFFF,

X Permit Shield

For all applicable requirements listed above, provide monitoring/testing/recordkeeping/reporting which shall be used to demonstrate compliance. If the method is based on a permit or rule, include the condition number or citation. (Note: Each requirement listed above must have an associated method of demonstrating compliance. If there is not already a required method in place, then a method must be proposed.)

Emission Limits - NA, ;

Opacity Limits - NA;

Operational Limits - 6.1.7, ; 4.1.3, ; 45CSR34,; 40CFR63 Subpart FFFF,

Are you in compliance with all applicable requirements for this emission unit? X Yes ___No

If no, complete the **Schedule of Compliance Form** as **ATTACHMENT F**.

ATTACHMENT E - Emission Unit Form

Emission Unit Description		*Emission Group 352*
Emission unit ID number: T-1257-T	**Emission unit name:** Tank	**List any control devices associated with this emission unit:** NONE

Provide a description of the emission unit (type, method of operation, design parameters, etc.):

Tank

Manufacturer: In House	**Model number:** NA	**Serial number:** NA
Construction date: 1979	**Installation date:**	**Modification date(s):**

Design Capacity (examples: furnaces - tons/hr, tanks - gallons):

23000

Maximum Hourly Throughput: See Potential Emissions estimation method	**Maximum Annual Throughput:**	**Maximum Operating Schedule:** 8760

Fuel Usage Data **(fill out all applicable fields)**

Does this emission unit combust fuel? ___ Yes ___X No	**If yes, is it?** ___ Indirect Fired ___ Direct Fired
Maximum design heat input and/or maximum horsepower rating:	**Type and Btu/hr rating of burners:**

List the primary fuel type(s) and if applicable, the secondary fuel type(s). For each fuel type listed, provide the maximum hourly and annual fuel usage for each.

Describe each fuel expected to be used during the term of the permit.

Fuel Type	Max. Sulfur Content	Max. Ash Content	BTU Value

Emissions Data ***T-1257-T***

Criteria Pollutants	Potential Emissions	
	PPH	TPY
Carbon Monoxide (CO)		
Nitrogen Oxides (NO_X)		
Lead (Pb)		
Particulate Matter ($PM_{2.5}$)		
Particulate Matter (PM_{10})		
Total Particulate Matter (TSP)		
Sulfur Dioxide (SO_2)		
Volatile Organic Compounds (VOC)		

Hazardous Air Pollutants	Potential Emissions	
	PPH	TPY

Regulated Pollutants other than Criteria and HAP	Potential Emissions	
	PPH	TPY

List the method(s) used to calculate the potential emissions (include dates of any stack tests conducted, versions of software used, source and dates of emission factors, etc.).

Emissions from this Emission Group are assigned to the major emitting process equipment. Emissions are calculated assuming 8760 hours of operation for most equipment. Emergency equipment emissions are based on 500 hours per year. Highest emitting products were chosen for each emission group, utilizing MON MACT standard batch requirements when appropriate. For tanks the highest throughput in the last three years was increased three times. This was the basis for the PTE. Emissions were calculated using ChemCAD, Essential EHS, Emission Master and/or other appropriate emission estimation models or calculation methodologies (USEPA's TANKS 4.0, WATER9, etc.). Methods take into account stack test results as appropriate.

Applicable Requirements ***T-1257-T***

List all applicable requirements for this emission unit. For each applicable requirement, include the underlying rule/regulation citation and/or construction permit with the condition number. (*Note: Title V permit condition numbers alone are not the underlying applicable requirements*). If an emission limit is calculated based on the type of source and design capacity or if a standard is based on a design parameter, this information should also be included.

Emission Limits - 6.1.17, 6.1.18, 6.1.19, ; ; 45CSR34, ; 40CFR63 Subpart FFFF,

Opacity Limits - NA

Operational Limits - 6.1.20, 6.1.22, 6.1.23, 6.1.24, ; ; 45CSR34, ; 40CFR63 Subpart FFFF,

X Permit Shield

For all applicable requirements listed above, provide monitoring/testing/recordkeeping/reporting which shall be used to demonstrate compliance. If the method is based on a permit or rule, include the condition number or citation. (Note: Each requirement listed above must have an associated method of demonstrating compliance. If there is not already a required method in place, then a method must be proposed.)

Emission Limits - NA, ;

Opacity Limits - NA;

Operational Limits - 6.1.7, ; 4.1.3, ; 45CSR34,; 40CFR63 Subpart FFFF,

Are you in compliance with all applicable requirements for this emission unit? X Yes ___No

If no, complete the **Schedule of Compliance Form** as **ATTACHMENT F**.

ATTACHMENT E - Emission Unit Form

Emission Unit Description		*Emission Group 352*
Emission unit ID number: T-1653	**Emission unit name:** Tank	**List any control devices associated with this emission unit:** NONE

Provide a description of the emission unit (type, method of operation, design parameters, etc.):

Tank

Manufacturer:	**Model number:**	**Serial number:**
In House	NA	NA
Construction date: 1981	**Installation date:**	**Modification date(s):**

Design Capacity (examples: furnaces - tons/hr, tanks - gallons):

<20,000

Maximum Hourly Throughput:	**Maximum Annual Throughput:**	**Maximum Operating Schedule:**
See Potential Emissions estimation method		8760

Fuel Usage Data **(fill out all applicable fields)**

Does this emission unit combust fuel? ___ Yes ___X No	**If yes, is it?** ___ Indirect Fired ___ Direct Fired
Maximum design heat input and/or maximum horsepower rating:	**Type and Btu/hr rating of burners:**

List the primary fuel type(s) and if applicable, the secondary fuel type(s). For each fuel type listed, provide the maximum hourly and annual fuel usage for each.

Describe each fuel expected to be used during the term of the permit.

Fuel Type	Max. Sulfur Content	Max. Ash Content	BTU Value

Emissions Data	***T-1653***	
Criteria Pollutants	Potential Emissions	
	PPH	TPY
Carbon Monoxide (CO)		
Nitrogen Oxides (NO_X)		
Lead (Pb)		
Particulate Matter ($PM_{2.5}$)		
Particulate Matter (PM_{10})		
Total Particulate Matter (TSP)		
Sulfur Dioxide (SO_2)		
Volatile Organic Compounds (VOC)		
Hazardous Air Pollutants	Potential Emissions	
	PPH	TPY
Regulated Pollutants other than Criteria and HAP	Potential Emissions	
	PPH	TPY

List the method(s) used to calculate the potential emissions (include dates of any stack tests conducted, versions of software used, source and dates of emission factors, etc.).

Emissions from this Emission Group are assigned to the major emitting process equipment. Emissions are calculated assuming 8760 hours of operation for most equipment. Emergency equipment emissions are based on 500 hours per year. Highest emitting products were chosen for each emission group, utilizing MON MACT standard batch requirements when appropriate. For tanks the highest throughput in the last three years was increased three times. This was the basis for the PTE. Emissions were calculated using ChemCAD, Essential EHS, Emission Master and/or other appropriate emission estimation models or calculation methodologies (USEPA's TANKS 4.0, WATER9, etc.). Methods take into account stack test results as appropriate.

Applicable Requirements ***T-1653***

List all applicable requirements for this emission unit. For each applicable requirement, include the underlying rule/regulation citation and/or construction permit with the condition number. (*Note: Title V permit condition numbers alone are not the underlying applicable requirements*). If an emission limit is calculated based on the type of source and design capacity or if a standard is based on a design parameter, this information should also be included.

Emission Limits - 6.1.17, 6.1.18, 6.1.19, ; ; 45CSR34, ; 40CFR63 Subpart FFFF,

Opacity Limits - NA

Operational Limits - 6.1.20, 6.1.22, 6.1.23, 6.1.24, ; ; 45CSR34, ; 40CFR63 Subpart FFFF,

X Permit Shield

For all applicable requirements listed above, provide monitoring/testing/recordkeeping/reporting which shall be used to demonstrate compliance. If the method is based on a permit or rule, include the condition number or citation. (Note: Each requirement listed above must have an associated method of demonstrating compliance. If there is not already a required method in place, then a method must be proposed.)

Emission Limits - NA, ;

Opacity Limits - NA;

Operational Limits - 6.1.7, ; 4.1.3, ; 45CSR34,; 40CFR63 Subpart FFFF,

Are you in compliance with all applicable requirements for this emission unit? X Yes ___No

If no, complete the **Schedule of Compliance Form** as **ATTACHMENT F**.

ATTACHMENT E - Emission Unit Form

Emission Unit Description		*Emission Group 352*
Emission unit ID number: T-1662	**Emission unit name:** Tank	**List any control devices associated with this emission unit:** NONE

Provide a description of the emission unit (type, method of operation, design parameters, etc.):

Tank

Manufacturer:	**Model number:**	**Serial number:**
In House	NA	NA
Construction date: 1989	**Installation date:**	**Modification date(s):**

Design Capacity (examples: furnaces - tons/hr, tanks - gallons):

<20,000

Maximum Hourly Throughput:	**Maximum Annual Throughput:**	**Maximum Operating Schedule:**
See Potential Emissions estimation method		8760

Fuel Usage Data **(fill out all applicable fields)**

Does this emission unit combust fuel? ___ Yes ___X No	**If yes, is it?** ___ Indirect Fired ___ Direct Fired
Maximum design heat input and/or maximum horsepower rating:	**Type and Btu/hr rating of burners:**

List the primary fuel type(s) and if applicable, the secondary fuel type(s). For each fuel type listed, provide the maximum hourly and annual fuel usage for each.

Describe each fuel expected to be used during the term of the permit.

Fuel Type	Max. Sulfur Content	Max. Ash Content	BTU Value

Emissions Data	***T-1662***	
Criteria Pollutants	Potential Emissions	
	PPH	TPY
Carbon Monoxide (CO)		
Nitrogen Oxides (NO_X)		
Lead (Pb)		
Particulate Matter ($PM_{2.5}$)		
Particulate Matter (PM_{10})		
Total Particulate Matter (TSP)		
Sulfur Dioxide (SO_2)		
Volatile Organic Compounds (VOC)	0.09	0.40
Hazardous Air Pollutants	Potential Emissions	
	PPH	TPY
Regulated Pollutants other than Criteria and HAP	Potential Emissions	
	PPH	TPY

List the method(s) used to calculate the potential emissions (include dates of any stack tests conducted, versions of software used, source and dates of emission factors, etc.).

Emissions from this Emission Group are assigned to the major emitting process equipment. Emissions are calculated assuming 8760 hours of operation for most equipment. Emergency equipment emissions are based on 500 hours per year. Highest emitting products were chosen for each emission group, utilizing MON MACT standard batch requirements when appropriate. For tanks the highest throughput in the last three years was increased three times. This was the basis for the PTE. Emissions were calculated using ChemCAD, Essential EHS, Emission Master and/or other appropriate emission estimation models or calculation methodologies (USEPA's TANKS 4.0, WATER9, etc.). Methods take into account stack test results as appropriate.

Applicable Requirements ***T-1662***

List all applicable requirements for this emission unit. For each applicable requirement, include the underlying rule/regulation citation and/or construction permit with the condition number. (*Note: Title V permit condition numbers alone are not the underlying applicable requirements*). If an emission limit is calculated based on the type of source and design capacity or if a standard is based on a design parameter, this information should also be included.

Emission Limits - 6.1.17, 6.1.18, 6.1.19, ; ; 45CSR34, ; 40CFR63 Subpart FFFF,

Opacity Limits - NA

Operational Limits - 6.1.20, 6.1.22, 6.1.23, 6.1.24, ; ; 45CSR34, ; 40CFR63 Subpart FFFF,

X Permit Shield

For all applicable requirements listed above, provide monitoring/testing/recordkeeping/reporting which shall be used to demonstrate compliance. If the method is based on a permit or rule, include the condition number or citation. (Note: Each requirement listed above must have an associated method of demonstrating compliance. If there is not already a required method in place, then a method must be proposed.)

Emission Limits - NA, ;

Opacity Limits - NA;

Operational Limits - 6.1.7, ; 4.1.3, ; 45CSR34,; 40CFR63 Subpart FFFF,

Are you in compliance with all applicable requirements for this emission unit? X Yes ___No

If no, complete the **Schedule of Compliance Form** as **ATTACHMENT F**.

ATTACHMENT E - Emission Unit Form

Emission Unit Description		*Emission Group 353*
Emission unit ID number: T-642	**Emission unit name:** Tank	**List any control devices associated with this emission unit:** NONE

Provide a description of the emission unit (type, method of operation, design parameters, etc.):

Tank

Manufacturer:	**Model number:**	**Serial number:**
In House	NA	NA
Construction date: 1966	**Installation date:**	**Modification date(s):**

Design Capacity (examples: furnaces - tons/hr, tanks - gallons):

<20,000

Maximum Hourly Throughput:	**Maximum Annual Throughput:**	**Maximum Operating Schedule:**
See Potential Emissions estimation method		8760

Fuel Usage Data **(fill out all applicable fields)**

Does this emission unit combust fuel? ___ Yes ___X No	**If yes, is it?** ___ Indirect Fired ___ Direct Fired
Maximum design heat input and/or maximum horsepower rating:	**Type and Btu/hr rating of burners:**

List the primary fuel type(s) and if applicable, the secondary fuel type(s). For each fuel type listed, provide the maximum hourly and annual fuel usage for each.

Describe each fuel expected to be used during the term of the permit.

Fuel Type	Max. Sulfur Content	Max. Ash Content	BTU Value

Emissions Data ***T-642***

Criteria Pollutants	Potential Emissions	
	PPH	TPY
Carbon Monoxide (CO)		
Nitrogen Oxides (NO_X)		
Lead (Pb)		
Particulate Matter ($PM_{2.5}$)		
Particulate Matter (PM_{10})		
Total Particulate Matter (TSP)		
Sulfur Dioxide (SO_2)		
Volatile Organic Compounds (VOC)		

Hazardous Air Pollutants	Potential Emissions	
	PPH	TPY

Regulated Pollutants other than Criteria and HAP	Potential Emissions	
	PPH	TPY

List the method(s) used to calculate the potential emissions (include dates of any stack tests conducted, versions of software used, source and dates of emission factors, etc.).

Emissions from this Emission Group are assigned to the major emitting process equipment. Emissions are calculated assuming 8760 hours of operation for most equipment. Emergency equipment emissions are based on 500 hours per year. Highest emitting products were chosen for each emission group, utilizing MON MACT standard batch requirements when appropriate. For tanks the highest throughput in the last three years was increased three times. This was the basis for the PTE. Emissions were calculated using ChemCAD, Essential EHS, Emission Master and/or other appropriate emission estimation models or calculation methodologies (USEPA's TANKS 4.0, WATER9, etc.). Methods take into account stack test results as appropriate.

Applicable Requirements ***T-642***

List all applicable requirements for this emission unit. For each applicable requirement, include the underlying rule/regulation citation and/or construction permit with the condition number. (*Note: Title V permit condition numbers alone are not the underlying applicable requirements*). If an emission limit is calculated based on the type of source and design capacity or if a standard is based on a design parameter, this information should also be included.

Emission Limits - 6.1.17, 6.1.18, 6.1.19, ; ; 45CSR34, ; 40CFR63 Subpart FFFF,

Opacity Limits - NA

Operational Limits - 6.1.20, 6.1.22, 6.1.23, 6.1.24, ; ; 45CSR34, ; 40CFR63 Subpart FFFF,

X Permit Shield

For all applicable requirements listed above, provide monitoring/testing/recordkeeping/reporting which shall be used to demonstrate compliance. If the method is based on a permit or rule, include the condition number or citation. (Note: Each requirement listed above must have an associated method of demonstrating compliance. If there is not already a required method in place, then a method must be proposed.)

Emission Limits - NA, ;

Opacity Limits - NA;

Operational Limits - 6.1.7, ; 4.1.3, ; 45CSR34,; 40CFR63 Subpart FFFF,

Are you in compliance with all applicable requirements for this emission unit? X Yes ___No

If no, complete the **Schedule of Compliance Form** as **ATTACHMENT F**.

ATTACHMENT E - Emission Unit Form

Emission Unit Description		*Emission Group 353*
Emission unit ID number: T-643	**Emission unit name:** Tank	**List any control devices associated with this emission unit:** NONE

Provide a description of the emission unit (type, method of operation, design parameters, etc.):

Tank

Manufacturer:	**Model number:**	**Serial number:**
In House	NA	NA
Construction date: 1966	**Installation date:**	**Modification date(s):**

Design Capacity (examples: furnaces - tons/hr, tanks - gallons):

<20,000

Maximum Hourly Throughput:	**Maximum Annual Throughput:**	**Maximum Operating Schedule:**
See Potential Emissions estimation method		8760

Fuel Usage Data **(fill out all applicable fields)**

Does this emission unit combust fuel? ___ Yes ___X No	**If yes, is it?** ___ Indirect Fired ___ Direct Fired
Maximum design heat input and/or maximum horsepower rating:	**Type and Btu/hr rating of burners:**

List the primary fuel type(s) and if applicable, the secondary fuel type(s). For each fuel type listed, provide the maximum hourly and annual fuel usage for each.

Describe each fuel expected to be used during the term of the permit.

Fuel Type	Max. Sulfur Content	Max. Ash Content	BTU Value

Emissions Data ***T-643***

Criteria Pollutants	Potential Emissions	
	PPH	TPY
Carbon Monoxide (CO)		
Nitrogen Oxides (NO_X)		
Lead (Pb)		
Particulate Matter ($PM_{2.5}$)		
Particulate Matter (PM_{10})		
Total Particulate Matter (TSP)		
Sulfur Dioxide (SO_2)		
Volatile Organic Compounds (VOC)		

Hazardous Air Pollutants	Potential Emissions	
	PPH	TPY

Regulated Pollutants other than Criteria and HAP	Potential Emissions	
	PPH	TPY

List the method(s) used to calculate the potential emissions (include dates of any stack tests conducted, versions of software used, source and dates of emission factors, etc.).

Emissions from this Emission Group are assigned to the major emitting process equipment. Emissions are calculated assuming 8760 hours of operation for most equipment. Emergency equipment emissions are based on 500 hours per year. Highest emitting products were chosen for each emission group, utilizing MON MACT standard batch requirements when appropriate. For tanks the highest throughput in the last three years was increased three times. This was the basis for the PTE. Emissions were calculated using ChemCAD, Essential EHS, Emission Master and/or other appropriate emission estimation models or calculation methodologies (USEPA's TANKS 4.0, WATER9, etc.). Methods take into account stack test results as appropriate.

Applicable Requirements ***T-643***

List all applicable requirements for this emission unit. For each applicable requirement, include the underlying rule/regulation citation and/or construction permit with the condition number. (*Note: Title V permit condition numbers alone are not the underlying applicable requirements*). If an emission limit is calculated based on the type of source and design capacity or if a standard is based on a design parameter, this information should also be included.

Emission Limits - 6.1.17, 6.1.18, 6.1.19, ; ; 45CSR34, ; 40CFR63 Subpart FFFF,

Opacity Limits - NA

Operational Limits - 6.1.20, 6.1.22, 6.1.23, 6.1.24, ; ; 45CSR34, ; 40CFR63 Subpart FFFF,

X Permit Shield

For all applicable requirements listed above, provide monitoring/testing/recordkeeping/reporting which shall be used to demonstrate compliance. If the method is based on a permit or rule, include the condition number or citation. (Note: Each requirement listed above must have an associated method of demonstrating compliance. If there is not already a required method in place, then a method must be proposed.)

Emission Limits - NA, ;

Opacity Limits - NA;

Operational Limits - 6.1.7, ; 4.1.3, ; 45CSR34,; 40CFR63 Subpart FFFF,

Are you in compliance with all applicable requirements for this emission unit? X Yes ___No

If no, complete the **Schedule of Compliance Form** as **ATTACHMENT F**.

ATTACHMENT E - Emission Unit Form

Emission Unit Description		*Emission Group 353*
Emission unit ID number: T-644	**Emission unit name:** Tank	**List any control devices associated with this emission unit:** NONE

Provide a description of the emission unit (type, method of operation, design parameters, etc.):

Tank

Manufacturer:	**Model number:**	**Serial number:**
In House	NA	NA
Construction date: 1966	**Installation date:**	**Modification date(s):**

Design Capacity (examples: furnaces - tons/hr, tanks - gallons):

<20,000

Maximum Hourly Throughput:	**Maximum Annual Throughput:**	**Maximum Operating Schedule:**
See Potential Emissions estimation method		8760

Fuel Usage Data **(fill out all applicable fields)**

Does this emission unit combust fuel? ___ Yes ___X No	**If yes, is it?** ___ Indirect Fired ___ Direct Fired
Maximum design heat input and/or maximum horsepower rating:	**Type and Btu/hr rating of burners:**

List the primary fuel type(s) and if applicable, the secondary fuel type(s). For each fuel type listed, provide the maximum hourly and annual fuel usage for each.

Describe each fuel expected to be used during the term of the permit.

Fuel Type	Max. Sulfur Content	Max. Ash Content	BTU Value

Emissions Data ***T-644***

Criteria Pollutants	Potential Emissions	
	PPH	TPY
Carbon Monoxide (CO)		
Nitrogen Oxides (NO_X)		
Lead (Pb)		
Particulate Matter ($PM_{2.5}$)		
Particulate Matter (PM_{10})		
Total Particulate Matter (TSP)		
Sulfur Dioxide (SO_2)		
Volatile Organic Compounds (VOC)		

Hazardous Air Pollutants	Potential Emissions	
	PPH	TPY

Regulated Pollutants other than Criteria and HAP	Potential Emissions	
	PPH	TPY

List the method(s) used to calculate the potential emissions (include dates of any stack tests conducted, versions of software used, source and dates of emission factors, etc.).

Emissions from this Emission Group are assigned to the major emitting process equipment. Emissions are calculated assuming 8760 hours of operation for most equipment. Emergency equipment emissions are based on 500 hours per year. Highest emitting products were chosen for each emission group, utilizing MON MACT standard batch requirements when appropriate. For tanks the highest throughput in the last three years was increased three times. This was the basis for the PTE. Emissions were calculated using ChemCAD, Essential EHS, Emission Master and/or other appropriate emission estimation models or calculation methodologies (USEPA's TANKS 4.0, WATER9, etc.). Methods take into account stack test results as appropriate.

Applicable Requirements ***T-644***

List all applicable requirements for this emission unit. For each applicable requirement, include the underlying rule/regulation citation and/or construction permit with the condition number. (*Note: Title V permit condition numbers alone are not the underlying applicable requirements*). If an emission limit is calculated based on the type of source and design capacity or if a standard is based on a design parameter, this information should also be included.

Emission Limits - 6.1.17, 6.1.18, 6.1.19, ; ; 45CSR34, ; 40CFR63 Subpart FFFF,

Opacity Limits - NA

Operational Limits - 6.1.20, 6.1.22, 6.1.23, 6.1.24, ; ; 45CSR34, ; 40CFR63 Subpart FFFF,

X Permit Shield

For all applicable requirements listed above, provide monitoring/testing/recordkeeping/reporting which shall be used to demonstrate compliance. If the method is based on a permit or rule, include the condition number or citation. (Note: Each requirement listed above must have an associated method of demonstrating compliance. If there is not already a required method in place, then a method must be proposed.)

Emission Limits - NA, ;

Opacity Limits - NA;

Operational Limits - 6.1.7, ; 4.1.3, ; 45CSR34,; 40CFR63 Subpart FFFF,

Are you in compliance with all applicable requirements for this emission unit? X Yes ___No

If no, complete the **Schedule of Compliance Form** as **ATTACHMENT F**.

ATTACHMENT E - Emission Unit Form

Emission Unit Description		*Emission Group 353*
Emission unit ID number: T-645	**Emission unit name:** Tank	**List any control devices associated with this emission unit:** NONE

Provide a description of the emission unit (type, method of operation, design parameters, etc.):

Tank

Manufacturer:	**Model number:**	**Serial number:**
In House	NA	NA
Construction date: 1966	**Installation date:**	**Modification date(s):**

Design Capacity (examples: furnaces - tons/hr, tanks - gallons):

<20,000

Maximum Hourly Throughput:	**Maximum Annual Throughput:**	**Maximum Operating Schedule:**
See Potential Emissions estimation method		8760

Fuel Usage Data **(fill out all applicable fields)**

Does this emission unit combust fuel? ___ Yes ___X No	**If yes, is it?** ___ Indirect Fired ___ Direct Fired
Maximum design heat input and/or maximum horsepower rating:	**Type and Btu/hr rating of burners:**

List the primary fuel type(s) and if applicable, the secondary fuel type(s). For each fuel type listed, provide the maximum hourly and annual fuel usage for each.

Describe each fuel expected to be used during the term of the permit.

Fuel Type	Max. Sulfur Content	Max. Ash Content	BTU Value

Emissions Data	***T-645***	
Criteria Pollutants	Potential Emissions	
	PPH	TPY
Carbon Monoxide (CO)		
Nitrogen Oxides (NO_X)		
Lead (Pb)		
Particulate Matter ($PM_{2.5}$)		
Particulate Matter (PM_{10})		
Total Particulate Matter (TSP)		
Sulfur Dioxide (SO_2)		
Volatile Organic Compounds (VOC)	0.14	0.60
Hazardous Air Pollutants	Potential Emissions	
	PPH	TPY
Toluene	0.14	0.60
Regulated Pollutants other than Criteria and HAP	Potential Emissions	
	PPH	TPY

List the method(s) used to calculate the potential emissions (include dates of any stack tests conducted, versions of software used, source and dates of emission factors, etc.).

Emissions from this Emission Group are assigned to the major emitting process equipment. Emissions are calculated assuming 8760 hours of operation for most equipment. Emergency equipment emissions are based on 500 hours per year. Highest emitting products were chosen for each emission group, utilizing MON MACT standard batch requirements when appropriate. For tanks the highest throughput in the last three years was increased three times. This was the basis for the PTE. Emissions were calculated using ChemCAD, Essential EHS, Emission Master and/or other appropriate emission estimation models or calculation methodologies (USEPA's TANKS 4.0, WATER9, etc.). Methods take into account stack test results as appropriate.

Applicable Requirements ***T-645***

List all applicable requirements for this emission unit. For each applicable requirement, include the underlying rule/regulation citation and/or construction permit with the condition number. (*Note: Title V permit condition numbers alone are not the underlying applicable requirements*). If an emission limit is calculated based on the type of source and design capacity or if a standard is based on a design parameter, this information should also be included.

Emission Limits - 6.1.17, 6.1.18, 6.1.19, ; ; 45CSR34, ; 40CFR63 Subpart FFFF,

Opacity Limits - NA

Operational Limits - 6.1.20, 6.1.22, 6.1.23, 6.1.24, ; ; 45CSR34, ; 40CFR63 Subpart FFFF,

X Permit Shield

For all applicable requirements listed above, provide monitoring/testing/recordkeeping/reporting which shall be used to demonstrate compliance. If the method is based on a permit or rule, include the condition number or citation. (Note: Each requirement listed above must have an associated method of demonstrating compliance. If there is not already a required method in place, then a method must be proposed.)

Emission Limits - NA, ;

Opacity Limits - NA;

Operational Limits - 6.1.7, ; 4.1.3, ; 45CSR34,; 40CFR63 Subpart FFFF,

Are you in compliance with all applicable requirements for this emission unit? X Yes ___No

If no, complete the **Schedule of Compliance Form** as **ATTACHMENT F**.

ATTACHMENT E - Emission Unit Form

Emission Unit Description		*Emission Group 353*
Emission unit ID number: T-652	**Emission unit name:** Tank	**List any control devices associated with this emission unit:** NONE

Provide a description of the emission unit (type, method of operation, design parameters, etc.):

Tank

Manufacturer:	**Model number:**	**Serial number:**
In House	NA	NA
Construction date: 1966	**Installation date:**	**Modification date(s):**

Design Capacity (examples: furnaces - tons/hr, tanks - gallons):

<20,000

Maximum Hourly Throughput:	**Maximum Annual Throughput:**	**Maximum Operating Schedule:**
See Potential Emissions estimation method		8760

Fuel Usage Data **(fill out all applicable fields)**

Does this emission unit combust fuel? ___ Yes ___X No	**If yes, is it?** ___ Indirect Fired ___ Direct Fired
Maximum design heat input and/or maximum horsepower rating:	**Type and Btu/hr rating of burners:**

List the primary fuel type(s) and if applicable, the secondary fuel type(s). For each fuel type listed, provide the maximum hourly and annual fuel usage for each.

Describe each fuel expected to be used during the term of the permit.

Fuel Type	Max. Sulfur Content	Max. Ash Content	BTU Value

Emissions Data ***T-652***

Criteria Pollutants	Potential Emissions	
	PPH	TPY
Carbon Monoxide (CO)		
Nitrogen Oxides (NO_X)		
Lead (Pb)		
Particulate Matter ($PM_{2.5}$)		
Particulate Matter (PM_{10})		
Total Particulate Matter (TSP)		
Sulfur Dioxide (SO_2)		
Volatile Organic Compounds (VOC)		

Hazardous Air Pollutants	Potential Emissions	
	PPH	TPY

Regulated Pollutants other than Criteria and HAP	Potential Emissions	
	PPH	TPY

List the method(s) used to calculate the potential emissions (include dates of any stack tests conducted, versions of software used, source and dates of emission factors, etc.).

Emissions from this Emission Group are assigned to the major emitting process equipment. Emissions are calculated assuming 8760 hours of operation for most equipment. Emergency equipment emissions are based on 500 hours per year. Highest emitting products were chosen for each emission group, utilizing MON MACT standard batch requirements when appropriate. For tanks the highest throughput in the last three years was increased three times. This was the basis for the PTE. Emissions were calculated using ChemCAD, Essential EHS, Emission Master and/or other appropriate emission estimation models or calculation methodologies (USEPA's TANKS 4.0, WATER9, etc.). Methods take into account stack test results as appropriate.

Applicable Requirements ***T-652***

List all applicable requirements for this emission unit. For each applicable requirement, include the underlying rule/regulation citation and/or construction permit with the condition number. (*Note: Title V permit condition numbers alone are not the underlying applicable requirements*). If an emission limit is calculated based on the type of source and design capacity or if a standard is based on a design parameter, this information should also be included.

Emission Limits - 6.1.17, 6.1.18, 6.1.19, ; ; 45CSR34, ; 40CFR63 Subpart FFFF,

Opacity Limits - NA

Operational Limits - 6.1.20, 6.1.22, 6.1.23, 6.1.24, ; ; 45CSR34, ; 40CFR63 Subpart FFFF,

X Permit Shield

For all applicable requirements listed above, provide monitoring/testing/recordkeeping/reporting which shall be used to demonstrate compliance. If the method is based on a permit or rule, include the condition number or citation. (Note: Each requirement listed above must have an associated method of demonstrating compliance. If there is not already a required method in place, then a method must be proposed.)

Emission Limits - NA, ;

Opacity Limits - NA;

Operational Limits - 6.1.7, ; 4.1.3, ; 45CSR34,; 40CFR63 Subpart FFFF,

Are you in compliance with all applicable requirements for this emission unit? X Yes ___No

If no, complete the **Schedule of Compliance Form** as **ATTACHMENT F**.

ATTACHMENT E - Emission Unit Form

Emission Unit Description		*Emission Group 353*
Emission unit ID number: T-661	**Emission unit name:** Tank	**List any control devices associated with this emission unit:** NONE

Provide a description of the emission unit (type, method of operation, design parameters, etc.):

Tank

Manufacturer:	**Model number:**	**Serial number:**
In House	NA	NA
Construction date: 1966	**Installation date:**	**Modification date(s):**

Design Capacity (examples: furnaces - tons/hr, tanks - gallons):

<20,000

Maximum Hourly Throughput:	**Maximum Annual Throughput:**	**Maximum Operating Schedule:**
See Potential Emissions estimation method		8760

Fuel Usage Data **(fill out all applicable fields)**

Does this emission unit combust fuel? ___ Yes ___X No	**If yes, is it?** ___ Indirect Fired ___ Direct Fired
Maximum design heat input and/or maximum horsepower rating:	**Type and Btu/hr rating of burners:**

List the primary fuel type(s) and if applicable, the secondary fuel type(s). For each fuel type listed, provide the maximum hourly and annual fuel usage for each.

Describe each fuel expected to be used during the term of the permit.

Fuel Type	Max. Sulfur Content	Max. Ash Content	BTU Value

Emissions Data	***T-661***	
Criteria Pollutants	Potential Emissions	
	PPH	TPY
Carbon Monoxide (CO)		
Nitrogen Oxides (NO_X)		
Lead (Pb)		
Particulate Matter ($PM_{2.5}$)		
Particulate Matter (PM_{10})		
Total Particulate Matter (TSP)		
Sulfur Dioxide (SO_2)		
Volatile Organic Compounds (VOC)		
Hazardous Air Pollutants	Potential Emissions	
	PPH	TPY
Regulated Pollutants other than Criteria and HAP	Potential Emissions	
	PPH	TPY

List the method(s) used to calculate the potential emissions (include dates of any stack tests conducted, versions of software used, source and dates of emission factors, etc.).

Emissions from this Emission Group are assigned to the major emitting process equipment. Emissions are calculated assuming 8760 hours of operation for most equipment. Emergency equipment emissions are based on 500 hours per year. Highest emitting products were chosen for each emission group, utilizing MON MACT standard batch requirements when appropriate. For tanks the highest throughput in the last three years was increased three times. This was the basis for the PTE. Emissions were calculated using ChemCAD, Essential EHS, Emission Master and/or other appropriate emission estimation models or calculation methodologies (USEPA's TANKS 4.0, WATER9, etc.). Methods take into account stack test results as appropriate.

Applicable Requirements ***T-661***

List all applicable requirements for this emission unit. For each applicable requirement, include the underlying rule/regulation citation and/or construction permit with the condition number. (*Note: Title V permit condition numbers alone are not the underlying applicable requirements*). If an emission limit is calculated based on the type of source and design capacity or if a standard is based on a design parameter, this information should also be included.

Emission Limits - 6.1.17, 6.1.18, 6.1.19, ; ; 45CSR34, ; 40CFR63 Subpart FFFF,

Opacity Limits - NA

Operational Limits - 6.1.20, 6.1.22, 6.1.23, 6.1.24, ; ; 45CSR34, ; 40CFR63 Subpart FFFF,

X Permit Shield

For all applicable requirements listed above, provide monitoring/testing/recordkeeping/reporting which shall be used to demonstrate compliance. If the method is based on a permit or rule, include the condition number or citation. (Note: Each requirement listed above must have an associated method of demonstrating compliance. If there is not already a required method in place, then a method must be proposed.)

Emission Limits - NA, ;

Opacity Limits - NA;

Operational Limits - 6.1.7, ; 4.1.3, ; 45CSR34,; 40CFR63 Subpart FFFF,

Are you in compliance with all applicable requirements for this emission unit? X Yes ___No

If no, complete the **Schedule of Compliance Form** as **ATTACHMENT F**.

ATTACHMENT E - Emission Unit Form

Emission Unit Description		*Emission Group 353*
Emission unit ID number: T-662	**Emission unit name:** Tank	**List any control devices associated with this emission unit:** NONE

Provide a description of the emission unit (type, method of operation, design parameters, etc.):

Tank

Manufacturer:	**Model number:**	**Serial number:**
In House	NA	NA
Construction date: 1966	**Installation date:**	**Modification date(s):**

Design Capacity (examples: furnaces - tons/hr, tanks - gallons):

<20,000

Maximum Hourly Throughput:	**Maximum Annual Throughput:**	**Maximum Operating Schedule:**
See Potential Emissions estimation method		8760

Fuel Usage Data **(fill out all applicable fields)**

Does this emission unit combust fuel? ___ Yes ___X No	**If yes, is it?** ___ Indirect Fired ___ Direct Fired
Maximum design heat input and/or maximum horsepower rating:	**Type and Btu/hr rating of burners:**

List the primary fuel type(s) and if applicable, the secondary fuel type(s). For each fuel type listed, provide the maximum hourly and annual fuel usage for each.

Describe each fuel expected to be used during the term of the permit.

Fuel Type	Max. Sulfur Content	Max. Ash Content	BTU Value

Emissions Data ***T-662***

Criteria Pollutants	Potential Emissions	
	PPH	TPY
Carbon Monoxide (CO)		
Nitrogen Oxides (NO_X)		
Lead (Pb)		
Particulate Matter ($PM_{2.5}$)		
Particulate Matter (PM_{10})		
Total Particulate Matter (TSP)		
Sulfur Dioxide (SO_2)		
Volatile Organic Compounds (VOC)	0.07	0.30

Hazardous Air Pollutants	Potential Emissions	
	PPH	TPY
Toluene	0.07	0.30

Regulated Pollutants other than Criteria and HAP	Potential Emissions	
	PPH	TPY

List the method(s) used to calculate the potential emissions (include dates of any stack tests conducted, versions of software used, source and dates of emission factors, etc.).

Emissions from this Emission Group are assigned to the major emitting process equipment. Emissions are calculated assuming 8760 hours of operation for most equipment. Emergency equipment emissions are based on 500 hours per year. Highest emitting products were chosen for each emission group, utilizing MON MACT standard batch requirements when appropriate. For tanks the highest throughput in the last three years was increased three times. This was the basis for the PTE. Emissions were calculated using ChemCAD, Essential EHS, Emission Master and/or other appropriate emission estimation models or calculation methodologies (USEPA's TANKS 4.0, WATER9, etc.). Methods take into account stack test results as appropriate.

Applicable Requirements ***T-662***

List all applicable requirements for this emission unit. For each applicable requirement, include the underlying rule/regulation citation and/or construction permit with the condition number. (*Note: Title V permit condition numbers alone are not the underlying applicable requirements*). If an emission limit is calculated based on the type of source and design capacity or if a standard is based on a design parameter, this information should also be included.

Emission Limits - 6.1.17, 6.1.18, 6.1.19, ; ; 45CSR34, ; 40CFR63 Subpart FFFF,

Opacity Limits - NA

Operational Limits - 6.1.20, 6.1.22, 6.1.23, 6.1.24, ; ; 45CSR34, ; 40CFR63 Subpart FFFF,

X Permit Shield

For all applicable requirements listed above, provide monitoring/testing/recordkeeping/reporting which shall be used to demonstrate compliance. If the method is based on a permit or rule, include the condition number or citation. (Note: Each requirement listed above must have an associated method of demonstrating compliance. If there is not already a required method in place, then a method must be proposed.)

Emission Limits - NA, ;

Opacity Limits - NA;

Operational Limits - 6.1.7, ; 4.1.3, ; 45CSR34,; 40CFR63 Subpart FFFF,

Are you in compliance with all applicable requirements for this emission unit? X Yes ___No

If no, complete the **Schedule of Compliance Form** as **ATTACHMENT F**.

ATTACHMENT E - Emission Unit Form

Emission Unit Description		*Emission Group 353*
Emission unit ID number: T-723	**Emission unit name:** Tank	**List any control devices associated with this emission unit:** NONE

Provide a description of the emission unit (type, method of operation, design parameters, etc.):

Tank

Manufacturer:	**Model number:**	**Serial number:**
In House	NA	NA
Construction date: 1968	**Installation date:**	**Modification date(s):**

Design Capacity (examples: furnaces - tons/hr, tanks - gallons):

20000

Maximum Hourly Throughput:	**Maximum Annual Throughput:**	**Maximum Operating Schedule:**
See Potential Emissions estimation method		8760

Fuel Usage Data **(fill out all applicable fields)**

Does this emission unit combust fuel? ___ Yes ___X No	**If yes, is it?** ___ Indirect Fired ___ Direct Fired
Maximum design heat input and/or maximum horsepower rating:	**Type and Btu/hr rating of burners:**

List the primary fuel type(s) and if applicable, the secondary fuel type(s). For each fuel type listed, provide the maximum hourly and annual fuel usage for each.

Describe each fuel expected to be used during the term of the permit.

Fuel Type	Max. Sulfur Content	Max. Ash Content	BTU Value

Emissions Data ***T-723***

Criteria Pollutants	Potential Emissions	
	PPH	TPY
Carbon Monoxide (CO)		
Nitrogen Oxides (NO_X)		
Lead (Pb)		
Particulate Matter ($PM_{2.5}$)		
Particulate Matter (PM_{10})		
Total Particulate Matter (TSP)		
Sulfur Dioxide (SO_2)		
Volatile Organic Compounds (VOC)		

Hazardous Air Pollutants	Potential Emissions	
	PPH	TPY

Regulated Pollutants other than Criteria and HAP	Potential Emissions	
	PPH	TPY

List the method(s) used to calculate the potential emissions (include dates of any stack tests conducted, versions of software used, source and dates of emission factors, etc.).

Emissions from this Emission Group are assigned to the major emitting process equipment. Emissions are calculated assuming 8760 hours of operation for most equipment. Emergency equipment emissions are based on 500 hours per year. Highest emitting products were chosen for each emission group, utilizing MON MACT standard batch requirements when appropriate. For tanks the highest throughput in the last three years was increased three times. This was the basis for the PTE. Emissions were calculated using ChemCAD, Essential EHS, Emission Master and/or other appropriate emission estimation models or calculation methodologies (USEPA's TANKS 4.0, WATER9, etc.). Methods take into account stack test results as appropriate.

Applicable Requirements ***T-723***

List all applicable requirements for this emission unit. For each applicable requirement, include the underlying rule/regulation citation and/or construction permit with the condition number. (*Note: Title V permit condition numbers alone are not the underlying applicable requirements*). If an emission limit is calculated based on the type of source and design capacity or if a standard is based on a design parameter, this information should also be included.

Emission Limits - 6.1.17, 6.1.18, 6.1.19, ; ; 45CSR34, ; 40CFR63 Subpart FFFF,

Opacity Limits - NA

Operational Limits - 6.1.20, 6.1.22, 6.1.23, 6.1.24, ; ; 45CSR34, ; 40CFR63 Subpart FFFF,

X Permit Shield

For all applicable requirements listed above, provide monitoring/testing/recordkeeping/reporting which shall be used to demonstrate compliance. If the method is based on a permit or rule, include the condition number or citation. (Note: Each requirement listed above must have an associated method of demonstrating compliance. If there is not already a required method in place, then a method must be proposed.)

Emission Limits - NA, ;

Opacity Limits - NA;

Operational Limits - 6.1.7, ; 4.1.3, ; 45CSR34,; 40CFR63 Subpart FFFF,

Are you in compliance with all applicable requirements for this emission unit? X Yes ___No

If no, complete the **Schedule of Compliance Form** as **ATTACHMENT F**.

ATTACHMENT E - Emission Unit Form

Emission Unit Description		*Emission Group 353*
Emission unit ID number: T-725	**Emission unit name:** Tank	**List any control devices associated with this emission unit:** NONE

Provide a description of the emission unit (type, method of operation, design parameters, etc.):

Tank

Manufacturer:	**Model number:**	**Serial number:**
In House	NA	NA
Construction date: 1968	**Installation date:**	**Modification date(s):**

Design Capacity (examples: furnaces - tons/hr, tanks - gallons):

20000

Maximum Hourly Throughput:	**Maximum Annual Throughput:**	**Maximum Operating Schedule:**
See Potential Emissions estimation method		8760

Fuel Usage Data **(fill out all applicable fields)**

Does this emission unit combust fuel? ___ Yes ___X No	**If yes, is it?** ___ Indirect Fired ___ Direct Fired
Maximum design heat input and/or maximum horsepower rating:	**Type and Btu/hr rating of burners:**

List the primary fuel type(s) and if applicable, the secondary fuel type(s). For each fuel type listed, provide the maximum hourly and annual fuel usage for each.

Describe each fuel expected to be used during the term of the permit.

Fuel Type	Max. Sulfur Content	Max. Ash Content	BTU Value

Emissions Data	***T-725***	
Criteria Pollutants	Potential Emissions	
	PPH	TPY
Carbon Monoxide (CO)		
Nitrogen Oxides (NO_X)		
Lead (Pb)		
Particulate Matter ($PM_{2.5}$)		
Particulate Matter (PM_{10})		
Total Particulate Matter (TSP)		
Sulfur Dioxide (SO_2)		
Volatile Organic Compounds (VOC)		
Hazardous Air Pollutants	Potential Emissions	
	PPH	TPY
Regulated Pollutants other than Criteria and HAP	Potential Emissions	
	PPH	TPY

List the method(s) used to calculate the potential emissions (include dates of any stack tests conducted, versions of software used, source and dates of emission factors, etc.).

Emissions from this Emission Group are assigned to the major emitting process equipment. Emissions are calculated assuming 8760 hours of operation for most equipment. Emergency equipment emissions are based on 500 hours per year. Highest emitting products were chosen for each emission group, utilizing MON MACT standard batch requirements when appropriate. For tanks the highest throughput in the last three years was increased three times. This was the basis for the PTE. Emissions were calculated using ChemCAD, Essential EHS, Emission Master and/or other appropriate emission estimation models or calculation methodologies (USEPA's TANKS 4.0, WATER9, etc.). Methods take into account stack test results as appropriate.

Applicable Requirements ***T-725***

List all applicable requirements for this emission unit. For each applicable requirement, include the underlying rule/regulation citation and/or construction permit with the condition number. (*Note: Title V permit condition numbers alone are not the underlying applicable requirements*). If an emission limit is calculated based on the type of source and design capacity or if a standard is based on a design parameter, this information should also be included.

Emission Limits - 6.1.17, 6.1.18, 6.1.19, ; ; 45CSR34, ; 40CFR63 Subpart FFFF,

Opacity Limits - NA

Operational Limits - 6.1.20, 6.1.22, 6.1.23, 6.1.24, ; ; 45CSR34, ; 40CFR63 Subpart FFFF,

X Permit Shield

For all applicable requirements listed above, provide monitoring/testing/recordkeeping/reporting which shall be used to demonstrate compliance. If the method is based on a permit or rule, include the condition number or citation. (Note: Each requirement listed above must have an associated method of demonstrating compliance. If there is not already a required method in place, then a method must be proposed.)

Emission Limits - NA, ;

Opacity Limits - NA;

Operational Limits - 6.1.7, ; 4.1.3, ; 45CSR34,; 40CFR63 Subpart FFFF,

Are you in compliance with all applicable requirements for this emission unit? X Yes ___No

If no, complete the **Schedule of Compliance Form** as **ATTACHMENT F**.

ATTACHMENT E - Emission Unit Form

Emission Unit Description		*Emission Group 353*
Emission unit ID number: T-728	**Emission unit name:** Tank	**List any control devices associated with this emission unit:** NONE

Provide a description of the emission unit (type, method of operation, design parameters, etc.):

Tank

Manufacturer:	**Model number:**	**Serial number:**
In House	NA	NA
Construction date: 1968	**Installation date:**	**Modification date(s):**

Design Capacity (examples: furnaces - tons/hr, tanks - gallons):

<20,000

Maximum Hourly Throughput:	**Maximum Annual Throughput:**	**Maximum Operating Schedule:**
See Potential Emissions estimation method		8760

Fuel Usage Data **(fill out all applicable fields)**

Does this emission unit combust fuel? ___ Yes ___X No	**If yes, is it?** ___ Indirect Fired ___ Direct Fired
Maximum design heat input and/or maximum horsepower rating:	**Type and Btu/hr rating of burners:**

List the primary fuel type(s) and if applicable, the secondary fuel type(s). For each fuel type listed, provide the maximum hourly and annual fuel usage for each.

Describe each fuel expected to be used during the term of the permit.

Fuel Type	Max. Sulfur Content	Max. Ash Content	BTU Value

Emissions Data ***T-728***

Criteria Pollutants	Potential Emissions	
	PPH	TPY
Carbon Monoxide (CO)		
Nitrogen Oxides (NO_X)		
Lead (Pb)		
Particulate Matter ($PM_{2.5}$)		
Particulate Matter (PM_{10})		
Total Particulate Matter (TSP)		
Sulfur Dioxide (SO_2)		
Volatile Organic Compounds (VOC)		

Hazardous Air Pollutants	Potential Emissions	
	PPH	TPY

Regulated Pollutants other than Criteria and HAP	Potential Emissions	
	PPH	TPY

List the method(s) used to calculate the potential emissions (include dates of any stack tests conducted, versions of software used, source and dates of emission factors, etc.).

Emissions from this Emission Group are assigned to the major emitting process equipment. Emissions are calculated assuming 8760 hours of operation for most equipment. Emergency equipment emissions are based on 500 hours per year. Highest emitting products were chosen for each emission group, utilizing MON MACT standard batch requirements when appropriate. For tanks the highest throughput in the last three years was increased three times. This was the basis for the PTE. Emissions were calculated using ChemCAD, Essential EHS, Emission Master and/or other appropriate emission estimation models or calculation methodologies (USEPA's TANKS 4.0, WATER9, etc.). Methods take into account stack test results as appropriate.

Applicable Requirements ***T-728***

List all applicable requirements for this emission unit. For each applicable requirement, include the underlying rule/regulation citation and/or construction permit with the condition number. (*Note: Title V permit condition numbers alone are not the underlying applicable requirements*). If an emission limit is calculated based on the type of source and design capacity or if a standard is based on a design parameter, this information should also be included.

Emission Limits - 6.1.17, 6.1.18, 6.1.19, ; ; 45CSR34, ; 40CFR63 Subpart FFFF,

Opacity Limits - NA

Operational Limits - 6.1.20, 6.1.22, 6.1.23, 6.1.24, ; ; 45CSR34, ; 40CFR63 Subpart FFFF,

X Permit Shield

For all applicable requirements listed above, provide monitoring/testing/recordkeeping/reporting which shall be used to demonstrate compliance. If the method is based on a permit or rule, include the condition number or citation. (Note: Each requirement listed above must have an associated method of demonstrating compliance. If there is not already a required method in place, then a method must be proposed.)

Emission Limits - NA, ;

Opacity Limits - NA;

Operational Limits - 6.1.7, ; 4.1.3, ; 45CSR34,; 40CFR63 Subpart FFFF,

Are you in compliance with all applicable requirements for this emission unit? X Yes ___No

If no, complete the **Schedule of Compliance Form** as **ATTACHMENT F**.

ATTACHMENT E - Emission Unit Form

Emission Unit Description		*Emission Group 353*
Emission unit ID number: T-729	**Emission unit name:** Tank	**List any control devices associated with this emission unit:** NONE

Provide a description of the emission unit (type, method of operation, design parameters, etc.):

Tank

Manufacturer:	**Model number:**	**Serial number:**
In House	NA	NA
Construction date: 1968	**Installation date:**	**Modification date(s):**

Design Capacity (examples: furnaces - tons/hr, tanks - gallons):

<20,000

Maximum Hourly Throughput:	**Maximum Annual Throughput:**	**Maximum Operating Schedule:**
See Potential Emissions estimation method		8760

Fuel Usage Data **(fill out all applicable fields)**

Does this emission unit combust fuel? ___ Yes ___X No	**If yes, is it?** ___ Indirect Fired ___ Direct Fired
Maximum design heat input and/or maximum horsepower rating:	**Type and Btu/hr rating of burners:**

List the primary fuel type(s) and if applicable, the secondary fuel type(s). For each fuel type listed, provide the maximum hourly and annual fuel usage for each.

Describe each fuel expected to be used during the term of the permit.

Fuel Type	Max. Sulfur Content	Max. Ash Content	BTU Value

Emissions Data	***T-729***	
Criteria Pollutants	Potential Emissions	
	PPH	TPY
Carbon Monoxide (CO)		
Nitrogen Oxides (NO_X)		
Lead (Pb)		
Particulate Matter ($PM_{2.5}$)		
Particulate Matter (PM_{10})		
Total Particulate Matter (TSP)		
Sulfur Dioxide (SO_2)		
Volatile Organic Compounds (VOC)	0.11	0.50
Hazardous Air Pollutants	Potential Emissions	
	PPH	TPY
Toluene	0.02	0.10
Regulated Pollutants other than Criteria and HAP	Potential Emissions	
	PPH	TPY

List the method(s) used to calculate the potential emissions (include dates of any stack tests conducted, versions of software used, source and dates of emission factors, etc.).

Emissions from this Emission Group are assigned to the major emitting process equipment. Emissions are calculated assuming 8760 hours of operation for most equipment. Emergency equipment emissions are based on 500 hours per year. Highest emitting products were chosen for each emission group, utilizing MON MACT standard batch requirements when appropriate. For tanks the highest throughput in the last three years was increased three times. This was the basis for the PTE. Emissions were calculated using ChemCAD, Essential EHS, Emission Master and/or other appropriate emission estimation models or calculation methodologies (USEPA's TANKS 4.0, WATER9, etc.). Methods take into account stack test results as appropriate.

Applicable Requirements ***T-729***

List all applicable requirements for this emission unit. For each applicable requirement, include the underlying rule/regulation citation and/or construction permit with the condition number. (*Note: Title V permit condition numbers alone are not the underlying applicable requirements*). If an emission limit is calculated based on the type of source and design capacity or if a standard is based on a design parameter, this information should also be included.

Emission Limits - 6.1.17, 6.1.18, 6.1.19, ; ; 45CSR34, ; 40CFR63 Subpart FFFF,

Opacity Limits - NA

Operational Limits - 6.1.20, 6.1.22, 6.1.23, 6.1.24, ; ; 45CSR34, ; 40CFR63 Subpart FFFF,

X Permit Shield

For all applicable requirements listed above, provide monitoring/testing/recordkeeping/reporting which shall be used to demonstrate compliance. If the method is based on a permit or rule, include the condition number or citation. (Note: Each requirement listed above must have an associated method of demonstrating compliance. If there is not already a required method in place, then a method must be proposed.)

Emission Limits - NA, ;

Opacity Limits - NA;

Operational Limits - 6.1.7, ; 4.1.3, ; 45CSR34,; 40CFR63 Subpart FFFF,

Are you in compliance with all applicable requirements for this emission unit? X Yes ___No

If no, complete the **Schedule of Compliance Form** as **ATTACHMENT F**.

ATTACHMENT E - Emission Unit Form

Emission Unit Description		*Emission Group 353*
Emission unit ID number: T-734	**Emission unit name:** Tank	**List any control devices associated with this emission unit:** NONE

Provide a description of the emission unit (type, method of operation, design parameters, etc.):

Tank

Manufacturer:	**Model number:**	**Serial number:**
In House	NA	NA
Construction date: 1968	**Installation date:**	**Modification date(s):**

Design Capacity (examples: furnaces - tons/hr, tanks - gallons):

20000

Maximum Hourly Throughput:	**Maximum Annual Throughput:**	**Maximum Operating Schedule:**
See Potential Emissions estimation method		8760

Fuel Usage Data **(fill out all applicable fields)**

Does this emission unit combust fuel? ___ Yes ___X No	**If yes, is it?** ___ Indirect Fired ___ Direct Fired
Maximum design heat input and/or maximum horsepower rating:	**Type and Btu/hr rating of burners:**

List the primary fuel type(s) and if applicable, the secondary fuel type(s). For each fuel type listed, provide the maximum hourly and annual fuel usage for each.

Describe each fuel expected to be used during the term of the permit.

Fuel Type	Max. Sulfur Content	Max. Ash Content	BTU Value

Emissions Data ***T-734***

Criteria Pollutants	Potential Emissions	
	PPH	TPY
Carbon Monoxide (CO)		
Nitrogen Oxides (NO_X)		
Lead (Pb)		
Particulate Matter ($PM_{2.5}$)		
Particulate Matter (PM_{10})		
Total Particulate Matter (TSP)		
Sulfur Dioxide (SO_2)		
Volatile Organic Compounds (VOC)		

Hazardous Air Pollutants	Potential Emissions	
	PPH	TPY

Regulated Pollutants other than Criteria and HAP	Potential Emissions	
	PPH	TPY

List the method(s) used to calculate the potential emissions (include dates of any stack tests conducted, versions of software used, source and dates of emission factors, etc.).

Emissions from this Emission Group are assigned to the major emitting process equipment. Emissions are calculated assuming 8760 hours of operation for most equipment. Emergency equipment emissions are based on 500 hours per year. Highest emitting products were chosen for each emission group, utilizing MON MACT standard batch requirements when appropriate. For tanks the highest throughput in the last three years was increased three times. This was the basis for the PTE. Emissions were calculated using ChemCAD, Essential EHS, Emission Master and/or other appropriate emission estimation models or calculation methodologies (USEPA's TANKS 4.0, WATER9, etc.). Methods take into account stack test results as appropriate.

Applicable Requirements ***T-734***

List all applicable requirements for this emission unit. For each applicable requirement, include the underlying rule/regulation citation and/or construction permit with the condition number. (*Note: Title V permit condition numbers alone are not the underlying applicable requirements*). If an emission limit is calculated based on the type of source and design capacity or if a standard is based on a design parameter, this information should also be included.

Emission Limits - 6.1.17, 6.1.18, 6.1.19, ; ; 45CSR34, ; 40CFR63 Subpart FFFF,

Opacity Limits - NA

Operational Limits - 6.1.20, 6.1.22, 6.1.23, 6.1.24, ; ; 45CSR34, ; 40CFR63 Subpart FFFF,

X Permit Shield

For all applicable requirements listed above, provide monitoring/testing/recordkeeping/reporting which shall be used to demonstrate compliance. If the method is based on a permit or rule, include the condition number or citation. (Note: Each requirement listed above must have an associated method of demonstrating compliance. If there is not already a required method in place, then a method must be proposed.)

Emission Limits - NA, ;

Opacity Limits - NA;

Operational Limits - 6.1.7, ; 4.1.3, ; 45CSR34,; 40CFR63 Subpart FFFF,

Are you in compliance with all applicable requirements for this emission unit? X Yes ___No

If no, complete the **Schedule of Compliance Form** as **ATTACHMENT F**.

ATTACHMENT E - Emission Unit Form

Emission Unit Description		*Emission Group 353*
Emission unit ID number: T-735	**Emission unit name:** Tank	**List any control devices associated with this emission unit:** NONE

Provide a description of the emission unit (type, method of operation, design parameters, etc.):

Tank

Manufacturer:	**Model number:**	**Serial number:**
In House	NA	NA
Construction date: 1968	**Installation date:**	**Modification date(s):**

Design Capacity (examples: furnaces - tons/hr, tanks - gallons):

<20,000

Maximum Hourly Throughput:	**Maximum Annual Throughput:**	**Maximum Operating Schedule:**
See Potential Emissions estimation method		8760

Fuel Usage Data **(fill out all applicable fields)**

Does this emission unit combust fuel? ___ Yes ___X No	**If yes, is it?** ___ Indirect Fired ___ Direct Fired
Maximum design heat input and/or maximum horsepower rating:	**Type and Btu/hr rating of burners:**

List the primary fuel type(s) and if applicable, the secondary fuel type(s). For each fuel type listed, provide the maximum hourly and annual fuel usage for each.

Describe each fuel expected to be used during the term of the permit.

Fuel Type	Max. Sulfur Content	Max. Ash Content	BTU Value

Emissions Data	***T-735***	
Criteria Pollutants	Potential Emissions	
	PPH	TPY
Carbon Monoxide (CO)		
Nitrogen Oxides (NO_X)		
Lead (Pb)		
Particulate Matter ($PM_{2.5}$)		
Particulate Matter (PM_{10})		
Total Particulate Matter (TSP)		
Sulfur Dioxide (SO_2)		
Volatile Organic Compounds (VOC)		
Hazardous Air Pollutants	Potential Emissions	
	PPH	TPY
Regulated Pollutants other than Criteria and HAP	Potential Emissions	
	PPH	TPY

List the method(s) used to calculate the potential emissions (include dates of any stack tests conducted, versions of software used, source and dates of emission factors, etc.).

Emissions from this Emission Group are assigned to the major emitting process equipment. Emissions are calculated assuming 8760 hours of operation for most equipment. Emergency equipment emissions are based on 500 hours per year. Highest emitting products were chosen for each emission group, utilizing MON MACT standard batch requirements when appropriate. For tanks the highest throughput in the last three years was increased three times. This was the basis for the PTE. Emissions were calculated using ChemCAD, Essential EHS, Emission Master and/or other appropriate emission estimation models or calculation methodologies (USEPA's TANKS 4.0, WATER9, etc.). Methods take into account stack test results as appropriate.

Applicable Requirements ***T-735***

List all applicable requirements for this emission unit. For each applicable requirement, include the underlying rule/regulation citation and/or construction permit with the condition number. (*Note: Title V permit condition numbers alone are not the underlying applicable requirements*). If an emission limit is calculated based on the type of source and design capacity or if a standard is based on a design parameter, this information should also be included.

Emission Limits - 6.1.17, 6.1.18, 6.1.19, ; ; 45CSR34, ; 40CFR63 Subpart FFFF,

Opacity Limits - NA

Operational Limits - 6.1.20, 6.1.22, 6.1.23, 6.1.24, ; ; 45CSR34, ; 40CFR63 Subpart FFFF,

X Permit Shield

For all applicable requirements listed above, provide monitoring/testing/recordkeeping/reporting which shall be used to demonstrate compliance. If the method is based on a permit or rule, include the condition number or citation. (Note: Each requirement listed above must have an associated method of demonstrating compliance. If there is not already a required method in place, then a method must be proposed.)

Emission Limits - NA, ;

Opacity Limits - NA;

Operational Limits - 6.1.7, ; 4.1.3, ; 45CSR34,; 40CFR63 Subpart FFFF,

Are you in compliance with all applicable requirements for this emission unit? X Yes ___No

If no, complete the **Schedule of Compliance Form** as **ATTACHMENT F**.

ATTACHMENT E - Emission Unit Form

Emission Unit Description		*Emission Group 353*
Emission unit ID number: T-755	**Emission unit name:** Tank	**List any control devices associated with this emission unit:** NONE

Provide a description of the emission unit (type, method of operation, design parameters, etc.):

Tank

Manufacturer:	**Model number:**	**Serial number:**
In House	NA	NA
Construction date: 1969	**Installation date:**	**Modification date(s):**

Design Capacity (examples: furnaces - tons/hr, tanks - gallons):

20000

Maximum Hourly Throughput:	**Maximum Annual Throughput:**	**Maximum Operating Schedule:**
See Potential Emissions estimation method		8760

Fuel Usage Data **(fill out all applicable fields)**

Does this emission unit combust fuel? ___ Yes ___X No	**If yes, is it?** ___ Indirect Fired ___ Direct Fired
Maximum design heat input and/or maximum horsepower rating:	**Type and Btu/hr rating of burners:**

List the primary fuel type(s) and if applicable, the secondary fuel type(s). For each fuel type listed, provide the maximum hourly and annual fuel usage for each.

Describe each fuel expected to be used during the term of the permit.

Fuel Type	Max. Sulfur Content	Max. Ash Content	BTU Value

Emissions Data	***T-755***	
Criteria Pollutants	Potential Emissions	
	PPH	TPY
Carbon Monoxide (CO)		
Nitrogen Oxides (NO_X)		
Lead (Pb)		
Particulate Matter ($PM_{2.5}$)		
Particulate Matter (PM_{10})		
Total Particulate Matter (TSP)		
Sulfur Dioxide (SO_2)		
Volatile Organic Compounds (VOC)		
Hazardous Air Pollutants	Potential Emissions	
	PPH	TPY
Regulated Pollutants other than Criteria and HAP	Potential Emissions	
	PPH	TPY

List the method(s) used to calculate the potential emissions (include dates of any stack tests conducted, versions of software used, source and dates of emission factors, etc.).

Emissions from this Emission Group are assigned to the major emitting process equipment. Emissions are calculated assuming 8760 hours of operation for most equipment. Emergency equipment emissions are based on 500 hours per year. Highest emitting products were chosen for each emission group, utilizing MON MACT standard batch requirements when appropriate. For tanks the highest throughput in the last three years was increased three times. This was the basis for the PTE. Emissions were calculated using ChemCAD, Essential EHS, Emission Master and/or other appropriate emission estimation models or calculation methodologies (USEPA's TANKS 4.0, WATER9, etc.). Methods take into account stack test results as appropriate.

Applicable Requirements ***T-755***

List all applicable requirements for this emission unit. For each applicable requirement, include the underlying rule/regulation citation and/or construction permit with the condition number. (*Note: Title V permit condition numbers alone are not the underlying applicable requirements*). If an emission limit is calculated based on the type of source and design capacity or if a standard is based on a design parameter, this information should also be included.

Emission Limits - 6.1.17, 6.1.18, 6.1.19, ; ; 45CSR34, ; 40CFR63 Subpart FFFF,

Opacity Limits - NA

Operational Limits - 6.1.20, 6.1.22, 6.1.23, 6.1.24, ; ; 45CSR34, ; 40CFR63 Subpart FFFF,

X Permit Shield

For all applicable requirements listed above, provide monitoring/testing/recordkeeping/reporting which shall be used to demonstrate compliance. If the method is based on a permit or rule, include the condition number or citation. (Note: Each requirement listed above must have an associated method of demonstrating compliance. If there is not already a required method in place, then a method must be proposed.)

Emission Limits - NA, ;

Opacity Limits - NA;

Operational Limits - 6.1.7, ; 4.1.3, ; 45CSR34,; 40CFR63 Subpart FFFF,

Are you in compliance with all applicable requirements for this emission unit? X Yes ___No

If no, complete the **Schedule of Compliance Form** as **ATTACHMENT F**.

ATTACHMENT E - Emission Unit Form

Emission Unit Description		*Emission Group 353*
Emission unit ID number: T-1236	**Emission unit name:** Tank	**List any control devices associated with this emission unit:** NONE

Provide a description of the emission unit (type, method of operation, design parameters, etc.):

Tank

Manufacturer:	**Model number:**	**Serial number:**
In House	NA	NA
Construction date: 1978	**Installation date:**	**Modification date(s):**

Design Capacity (examples: furnaces - tons/hr, tanks - gallons):

20000

Maximum Hourly Throughput:	**Maximum Annual Throughput:**	**Maximum Operating Schedule:**
See Potential Emissions estimation method		8760

Fuel Usage Data **(fill out all applicable fields)**

Does this emission unit combust fuel? ___ Yes ___X No	**If yes, is it?** ___ Indirect Fired ___ Direct Fired
Maximum design heat input and/or maximum horsepower rating:	**Type and Btu/hr rating of burners:**

List the primary fuel type(s) and if applicable, the secondary fuel type(s). For each fuel type listed, provide the maximum hourly and annual fuel usage for each.

Describe each fuel expected to be used during the term of the permit.

Fuel Type	Max. Sulfur Content	Max. Ash Content	BTU Value

Emissions Data ***T-1236***

Criteria Pollutants	Potential Emissions	
	PPH	TPY
Carbon Monoxide (CO)		
Nitrogen Oxides (NO_X)		
Lead (Pb)		
Particulate Matter ($PM_{2.5}$)		
Particulate Matter (PM_{10})		
Total Particulate Matter (TSP)		
Sulfur Dioxide (SO_2)		
Volatile Organic Compounds (VOC)		

Hazardous Air Pollutants	Potential Emissions	
	PPH	TPY

Regulated Pollutants other than Criteria and HAP	Potential Emissions	
	PPH	TPY

List the method(s) used to calculate the potential emissions (include dates of any stack tests conducted, versions of software used, source and dates of emission factors, etc.).

Emissions from this Emission Group are assigned to the major emitting process equipment. Emissions are calculated assuming 8760 hours of operation for most equipment. Emergency equipment emissions are based on 500 hours per year. Highest emitting products were chosen for each emission group, utilizing MON MACT standard batch requirements when appropriate. For tanks the highest throughput in the last three years was increased three times. This was the basis for the PTE. Emissions were calculated using ChemCAD, Essential EHS, Emission Master and/or other appropriate emission estimation models or calculation methodologies (USEPA's TANKS 4.0, WATER9, etc.). Methods take into account stack test results as appropriate.

Applicable Requirements ***T-1236***

List all applicable requirements for this emission unit. For each applicable requirement, include the underlying rule/regulation citation and/or construction permit with the condition number. (*Note: Title V permit condition numbers alone are not the underlying applicable requirements*). If an emission limit is calculated based on the type of source and design capacity or if a standard is based on a design parameter, this information should also be included.

Emission Limits - 6.1.17, 6.1.18, 6.1.19, ; ; 45CSR34, ; 40CFR63 Subpart FFFF,

Opacity Limits - NA

Operational Limits - 6.1.20, 6.1.22, 6.1.23, 6.1.24, ; ; 45CSR34, ; 40CFR63 Subpart FFFF,

X Permit Shield

For all applicable requirements listed above, provide monitoring/testing/recordkeeping/reporting which shall be used to demonstrate compliance. If the method is based on a permit or rule, include the condition number or citation. (Note: Each requirement listed above must have an associated method of demonstrating compliance. If there is not already a required method in place, then a method must be proposed.)

Emission Limits - NA, ;

Opacity Limits - NA;

Operational Limits - 6.1.7, ; 4.1.3, ; 45CSR34,; 40CFR63 Subpart FFFF,

Are you in compliance with all applicable requirements for this emission unit? X Yes ___No

If no, complete the **Schedule of Compliance Form** as **ATTACHMENT F**.

ATTACHMENT E - Emission Unit Form

Emission Unit Description		*Emission Group 353*
Emission unit ID number: T-1237	**Emission unit name:** Tank	**List any control devices associated with this emission unit:** NONE

Provide a description of the emission unit (type, method of operation, design parameters, etc.):

Tank

Manufacturer:	**Model number:**	**Serial number:**
In House	NA	NA
Construction date: 1978	**Installation date:**	**Modification date(s):**

Design Capacity (examples: furnaces - tons/hr, tanks - gallons):

20000

Maximum Hourly Throughput:	**Maximum Annual Throughput:**	**Maximum Operating Schedule:**
See Potential Emissions estimation method		8760

Fuel Usage Data **(fill out all applicable fields)**

Does this emission unit combust fuel? ___ Yes ___X No	**If yes, is it?** ___ Indirect Fired ___ Direct Fired
Maximum design heat input and/or maximum horsepower rating:	**Type and Btu/hr rating of burners:**

List the primary fuel type(s) and if applicable, the secondary fuel type(s). For each fuel type listed, provide the maximum hourly and annual fuel usage for each.

Describe each fuel expected to be used during the term of the permit.

Fuel Type	Max. Sulfur Content	Max. Ash Content	BTU Value

Emissions Data ***T-1237***

Criteria Pollutants	Potential Emissions	
	PPH	TPY
Carbon Monoxide (CO)		
Nitrogen Oxides (NO_X)		
Lead (Pb)		
Particulate Matter ($PM_{2.5}$)		
Particulate Matter (PM_{10})		
Total Particulate Matter (TSP)		
Sulfur Dioxide (SO_2)		
Volatile Organic Compounds (VOC)		

Hazardous Air Pollutants	Potential Emissions	
	PPH	TPY

Regulated Pollutants other than Criteria and HAP	Potential Emissions	
	PPH	TPY

List the method(s) used to calculate the potential emissions (include dates of any stack tests conducted, versions of software used, source and dates of emission factors, etc.).

Emissions from this Emission Group are assigned to the major emitting process equipment. Emissions are calculated assuming 8760 hours of operation for most equipment. Emergency equipment emissions are based on 500 hours per year. Highest emitting products were chosen for each emission group, utilizing MON MACT standard batch requirements when appropriate. For tanks the highest throughput in the last three years was increased three times. This was the basis for the PTE. Emissions were calculated using ChemCAD, Essential EHS, Emission Master and/or other appropriate emission estimation models or calculation methodologies (USEPA's TANKS 4.0, WATER9, etc.). Methods take into account stack test results as appropriate.

Applicable Requirements ***T-1237***

List all applicable requirements for this emission unit. For each applicable requirement, include the underlying rule/regulation citation and/or construction permit with the condition number. (*Note: Title V permit condition numbers alone are not the underlying applicable requirements*). If an emission limit is calculated based on the type of source and design capacity or if a standard is based on a design parameter, this information should also be included.

Emission Limits - 6.1.17, 6.1.18, 6.1.19, ; ; 45CSR34, ; 40CFR63 Subpart FFFF,

Opacity Limits - NA

Operational Limits - 6.1.20, 6.1.22, 6.1.23, 6.1.24, ; ; 45CSR34, ; 40CFR63 Subpart FFFF,

X Permit Shield

For all applicable requirements listed above, provide monitoring/testing/recordkeeping/reporting which shall be used to demonstrate compliance. If the method is based on a permit or rule, include the condition number or citation. (Note: Each requirement listed above must have an associated method of demonstrating compliance. If there is not already a required method in place, then a method must be proposed.)

Emission Limits - NA, ;

Opacity Limits - NA;

Operational Limits - 6.1.7, ; 4.1.3, ; 45CSR34,; 40CFR63 Subpart FFFF,

Are you in compliance with all applicable requirements for this emission unit? X Yes ___No

If no, complete the **Schedule of Compliance Form** as **ATTACHMENT F**.

ATTACHMENT E - Emission Unit Form

Emission Unit Description		*Emission Group 354*
Emission unit ID number: T-969	**Emission unit name:** Tank	**List any control devices associated with this emission unit:** NONE
Provide a description of the emission unit (type, method of operation, design parameters, etc.): Tank		
Manufacturer: In House	**Model number:** NA	**Serial number:** NA
Construction date: 1973	**Installation date:**	**Modification date(s):**
Design Capacity (examples: furnaces - tons/hr, tanks - gallons): 20000		
Maximum Hourly Throughput: See Potential Emissions estimation method	**Maximum Annual Throughput:**	**Maximum Operating Schedule:** 8760
Fuel Usage Data **(fill out all applicable fields)**		
Does this emission unit combust fuel? ___ Yes ___X No		**If yes, is it?** ___ Indirect Fired ___ Direct Fired
Maximum design heat input and/or maximum horsepower rating:		**Type and Btu/hr rating of burners:**
List the primary fuel type(s) and if applicable, the secondary fuel type(s). For each fuel type listed, provide the maximum hourly and annual fuel usage for each.		

Describe each fuel expected to be used during the term of the permit.

Fuel Type	Max. Sulfur Content	Max. Ash Content	BTU Value

Emissions Data ***T-969***

Criteria Pollutants	Potential Emissions	
	PPH	TPY
Carbon Monoxide (CO)		
Nitrogen Oxides (NO_X)		
Lead (Pb)		
Particulate Matter ($PM_{2.5}$)		
Particulate Matter (PM_{10})		
Total Particulate Matter (TSP)		
Sulfur Dioxide (SO_2)		
Volatile Organic Compounds (VOC)		

Hazardous Air Pollutants	Potential Emissions	
	PPH	TPY

Regulated Pollutants other than Criteria and HAP	Potential Emissions	
	PPH	TPY

List the method(s) used to calculate the potential emissions (include dates of any stack tests conducted, versions of software used, source and dates of emission factors, etc.).

Emissions from this Emission Group are assigned to the major emitting process equipment. Emissions are calculated assuming 8760 hours of operation for most equipment. Emergency equipment emissions are based on 500 hours per year. Highest emitting products were chosen for each emission group, utilizing MON MACT standard batch requirements when appropriate. For tanks the highest throughput in the last three years was increased three times. This was the basis for the PTE. Emissions were calculated using ChemCAD, Essential EHS, Emission Master and/or other appropriate emission estimation models or calculation methodologies (USEPA's TANKS 4.0, WATER9, etc.). Methods take into account stack test results as appropriate.

Applicable Requirements ***T-969***

List all applicable requirements for this emission unit. For each applicable requirement, include the underlying rule/regulation citation and/or construction permit with the condition number. (*Note: Title V permit condition numbers alone are not the underlying applicable requirements*). If an emission limit is calculated based on the type of source and design capacity or if a standard is based on a design parameter, this information should also be included.

Emission Limits - 6.1.17, 6.1.18, 6.1.19, ; ; 45CSR34, ; 40CFR63 Subpart FFFF,

Opacity Limits - NA

Operational Limits - 6.1.20, 6.1.22, 6.1.23, 6.1.24, ; ; 45CSR34, ; 40CFR63 Subpart FFFF,

X Permit Shield

For all applicable requirements listed above, provide monitoring/testing/recordkeeping/reporting which shall be used to demonstrate compliance. If the method is based on a permit or rule, include the condition number or citation. (Note: Each requirement listed above must have an associated method of demonstrating compliance. If there is not already a required method in place, then a method must be proposed.)

Emission Limits - NA, ;

Opacity Limits - NA;

Operational Limits - 6.1.7, ; 4.1.3, ; 45CSR34,; 40CFR63 Subpart FFFF,

Are you in compliance with all applicable requirements for this emission unit? X Yes ___No

If no, complete the **Schedule of Compliance Form** as **ATTACHMENT F**.

ATTACHMENT E - Emission Unit Form

Emission Unit Description		*Emission Group 354*
Emission unit ID number: T-970	**Emission unit name:** Tank	**List any control devices associated with this emission unit:** NONE

Provide a description of the emission unit (type, method of operation, design parameters, etc.):

Tank

Manufacturer:	**Model number:**	**Serial number:**
In House	NA	NA
Construction date: 1973	**Installation date:**	**Modification date(s):**

Design Capacity (examples: furnaces - tons/hr, tanks - gallons):

20000

Maximum Hourly Throughput:	**Maximum Annual Throughput:**	**Maximum Operating Schedule:**
See Potential Emissions estimation method		8760

Fuel Usage Data **(fill out all applicable fields)**

Does this emission unit combust fuel? ___ Yes ___X No	**If yes, is it?** ___ Indirect Fired ___ Direct Fired
Maximum design heat input and/or maximum horsepower rating:	**Type and Btu/hr rating of burners:**

List the primary fuel type(s) and if applicable, the secondary fuel type(s). For each fuel type listed, provide the maximum hourly and annual fuel usage for each.

Describe each fuel expected to be used during the term of the permit.

Fuel Type	Max. Sulfur Content	Max. Ash Content	BTU Value

Emissions Data	***T-970***	
Criteria Pollutants	Potential Emissions	
	PPH	TPY
Carbon Monoxide (CO)		
Nitrogen Oxides (NO_X)		
Lead (Pb)		
Particulate Matter ($PM_{2.5}$)		
Particulate Matter (PM_{10})		
Total Particulate Matter (TSP)		
Sulfur Dioxide (SO_2)		
Volatile Organic Compounds (VOC)		
Hazardous Air Pollutants	Potential Emissions	
	PPH	TPY
Regulated Pollutants other than Criteria and HAP	Potential Emissions	
	PPH	TPY

List the method(s) used to calculate the potential emissions (include dates of any stack tests conducted, versions of software used, source and dates of emission factors, etc.).

Emissions from this Emission Group are assigned to the major emitting process equipment. Emissions are calculated assuming 8760 hours of operation for most equipment. Emergency equipment emissions are based on 500 hours per year. Highest emitting products were chosen for each emission group, utilizing MON MACT standard batch requirements when appropriate. For tanks the highest throughput in the last three years was increased three times. This was the basis for the PTE. Emissions were calculated using ChemCAD, Essential EHS, Emission Master and/or other appropriate emission estimation models or calculation methodologies (USEPA's TANKS 4.0, WATER9, etc.). Methods take into account stack test results as appropriate.

Applicable Requirements ***T-970***

List all applicable requirements for this emission unit. For each applicable requirement, include the underlying rule/regulation citation and/or construction permit with the condition number. (*Note: Title V permit condition numbers alone are not the underlying applicable requirements*). If an emission limit is calculated based on the type of source and design capacity or if a standard is based on a design parameter, this information should also be included.

Emission Limits - 6.1.17, 6.1.18, 6.1.19, ; ; 45CSR34, ; 40CFR63 Subpart FFFF,

Opacity Limits - NA

Operational Limits - 6.1.20, 6.1.22, 6.1.23, 6.1.24, ; ; 45CSR34, ; 40CFR63 Subpart FFFF,

X Permit Shield

For all applicable requirements listed above, provide monitoring/testing/recordkeeping/reporting which shall be used to demonstrate compliance. If the method is based on a permit or rule, include the condition number or citation. (Note: Each requirement listed above must have an associated method of demonstrating compliance. If there is not already a required method in place, then a method must be proposed.)

Emission Limits - NA, ;

Opacity Limits - NA;

Operational Limits - 6.1.7, ; 4.1.3, ; 45CSR34,; 40CFR63 Subpart FFFF,

Are you in compliance with all applicable requirements for this emission unit? X Yes ___No

If no, complete the **Schedule of Compliance Form** as **ATTACHMENT F**.

ATTACHMENT E - Emission Unit Form

Emission Unit Description		*Emission Group 354*
Emission unit ID number: T-971	**Emission unit name:** Tank	**List any control devices associated with this emission unit:** NONE
Provide a description of the emission unit (type, method of operation, design parameters, etc.): Tank		
Manufacturer: In House	**Model number:** NA	**Serial number:** NA
Construction date: 1973	**Installation date:**	**Modification date(s):**
Design Capacity (examples: furnaces - tons/hr, tanks - gallons): 20000		
Maximum Hourly Throughput: See Potential Emissions estimation method	**Maximum Annual Throughput:**	**Maximum Operating Schedule:** 8760
Fuel Usage Data **(fill out all applicable fields)**		
Does this emission unit combust fuel? ___ Yes ___X No		**If yes, is it?** ___ Indirect Fired ___ Direct Fired
Maximum design heat input and/or maximum horsepower rating:		**Type and Btu/hr rating of burners:**
List the primary fuel type(s) and if applicable, the secondary fuel type(s). For each fuel type listed, provide the maximum hourly and annual fuel usage for each.		

Describe each fuel expected to be used during the term of the permit.

Fuel Type	Max. Sulfur Content	Max. Ash Content	BTU Value

Emissions Data ***T-971***

Criteria Pollutants	Potential Emissions	
	PPH	TPY
Carbon Monoxide (CO)		
Nitrogen Oxides (NO_X)		
Lead (Pb)		
Particulate Matter ($PM_{2.5}$)		
Particulate Matter (PM_{10})		
Total Particulate Matter (TSP)		
Sulfur Dioxide (SO_2)		
Volatile Organic Compounds (VOC)		

Hazardous Air Pollutants	Potential Emissions	
	PPH	TPY

Regulated Pollutants other than Criteria and HAP	Potential Emissions	
	PPH	TPY

List the method(s) used to calculate the potential emissions (include dates of any stack tests conducted, versions of software used, source and dates of emission factors, etc.).

Emissions from this Emission Group are assigned to the major emitting process equipment. Emissions are calculated assuming 8760 hours of operation for most equipment. Emergency equipment emissions are based on 500 hours per year. Highest emitting products were chosen for each emission group, utilizing MON MACT standard batch requirements when appropriate. For tanks the highest throughput in the last three years was increased three times. This was the basis for the PTE. Emissions were calculated using ChemCAD, Essential EHS, Emission Master and/or other appropriate emission estimation models or calculation methodologies (USEPA's TANKS 4.0, WATER9, etc.). Methods take into account stack test results as appropriate.

Applicable Requirements ***T-971***

List all applicable requirements for this emission unit. For each applicable requirement, include the underlying rule/regulation citation and/or construction permit with the condition number. (*Note: Title V permit condition numbers alone are not the underlying applicable requirements*). If an emission limit is calculated based on the type of source and design capacity or if a standard is based on a design parameter, this information should also be included.

Emission Limits - 6.1.17, 6.1.18, 6.1.19, ; ; 45CSR34, ; 40CFR63 Subpart FFFF,

Opacity Limits - NA

Operational Limits - 6.1.20, 6.1.22, 6.1.23, 6.1.24, ; ; 45CSR34, ; 40CFR63 Subpart FFFF,

X Permit Shield

For all applicable requirements listed above, provide monitoring/testing/recordkeeping/reporting which shall be used to demonstrate compliance. If the method is based on a permit or rule, include the condition number or citation. (Note: Each requirement listed above must have an associated method of demonstrating compliance. If there is not already a required method in place, then a method must be proposed.)

Emission Limits - NA, ;

Opacity Limits - NA;

Operational Limits - 6.1.7, ; 4.1.3, ; 45CSR34,; 40CFR63 Subpart FFFF,

Are you in compliance with all applicable requirements for this emission unit? X Yes ___No

If no, complete the **Schedule of Compliance Form** as **ATTACHMENT F**.

ATTACHMENT E - Emission Unit Form

Emission Unit Description		*Emission Group 354*
Emission unit ID number: T-972	**Emission unit name:** Tank	**List any control devices associated with this emission unit:** NONE

Provide a description of the emission unit (type, method of operation, design parameters, etc.):

Tank

Manufacturer:	**Model number:**	**Serial number:**
In House	NA	NA
Construction date: 1973	**Installation date:**	**Modification date(s):**

Design Capacity (examples: furnaces - tons/hr, tanks - gallons):

20000

Maximum Hourly Throughput:	**Maximum Annual Throughput:**	**Maximum Operating Schedule:**
See Potential Emissions estimation method		8760

Fuel Usage Data **(fill out all applicable fields)**

Does this emission unit combust fuel? ___ Yes ___X No	**If yes, is it?** ___ Indirect Fired ___ Direct Fired
Maximum design heat input and/or maximum horsepower rating:	**Type and Btu/hr rating of burners:**

List the primary fuel type(s) and if applicable, the secondary fuel type(s). For each fuel type listed, provide the maximum hourly and annual fuel usage for each.

Describe each fuel expected to be used during the term of the permit.

Fuel Type	Max. Sulfur Content	Max. Ash Content	BTU Value

Emissions Data	***T-972***	
Criteria Pollutants	Potential Emissions	
	PPH	TPY
Carbon Monoxide (CO)		
Nitrogen Oxides (NO_X)		
Lead (Pb)		
Particulate Matter ($PM_{2.5}$)		
Particulate Matter (PM_{10})		
Total Particulate Matter (TSP)		
Sulfur Dioxide (SO_2)		
Volatile Organic Compounds (VOC)		
Hazardous Air Pollutants	Potential Emissions	
	PPH	TPY
Regulated Pollutants other than Criteria and HAP	Potential Emissions	
	PPH	TPY

List the method(s) used to calculate the potential emissions (include dates of any stack tests conducted, versions of software used, source and dates of emission factors, etc.).

Emissions from this Emission Group are assigned to the major emitting process equipment. Emissions are calculated assuming 8760 hours of operation for most equipment. Emergency equipment emissions are based on 500 hours per year. Highest emitting products were chosen for each emission group, utilizing MON MACT standard batch requirements when appropriate. For tanks the highest throughput in the last three years was increased three times. This was the basis for the PTE. Emissions were calculated using ChemCAD, Essential EHS, Emission Master and/or other appropriate emission estimation models or calculation methodologies (USEPA's TANKS 4.0, WATER9, etc.). Methods take into account stack test results as appropriate.

Applicable Requirements ***T-972***

List all applicable requirements for this emission unit. For each applicable requirement, include the underlying rule/regulation citation and/or construction permit with the condition number. (*Note: Title V permit condition numbers alone are not the underlying applicable requirements*). If an emission limit is calculated based on the type of source and design capacity or if a standard is based on a design parameter, this information should also be included.

Emission Limits - 6.1.17, 6.1.18, 6.1.19, ; ; 45CSR34, ; 40CFR63 Subpart FFFF,

Opacity Limits - NA

Operational Limits - 6.1.20, 6.1.22, 6.1.23, 6.1.24, ; ; 45CSR34, ; 40CFR63 Subpart FFFF,

X Permit Shield

For all applicable requirements listed above, provide monitoring/testing/recordkeeping/reporting which shall be used to demonstrate compliance. If the method is based on a permit or rule, include the condition number or citation. (Note: Each requirement listed above must have an associated method of demonstrating compliance. If there is not already a required method in place, then a method must be proposed.)

Emission Limits - NA, ;

Opacity Limits - NA;

Operational Limits - 6.1.7, ; 4.1.3, ; 45CSR34,; 40CFR63 Subpart FFFF,

Are you in compliance with all applicable requirements for this emission unit? X Yes ___No

If no, complete the **Schedule of Compliance Form** as **ATTACHMENT F**.

ATTACHMENT E - Emission Unit Form

Emission Unit Description		*Emission Group 354*
Emission unit ID number: T-975	**Emission unit name:** Tank	**List any control devices associated with this emission unit:** NONE

Provide a description of the emission unit (type, method of operation, design parameters, etc.):

Tank

Manufacturer:	**Model number:**	**Serial number:**
In House	NA	NA
Construction date: 1973	**Installation date:**	**Modification date(s):**

Design Capacity (examples: furnaces - tons/hr, tanks - gallons):

20000

Maximum Hourly Throughput:	**Maximum Annual Throughput:**	**Maximum Operating Schedule:**
See Potential Emissions estimation method		8760

Fuel Usage Data **(fill out all applicable fields)**

Does this emission unit combust fuel? ___ Yes ___X No	**If yes, is it?** ___ Indirect Fired ___ Direct Fired
Maximum design heat input and/or maximum horsepower rating:	**Type and Btu/hr rating of burners:**

List the primary fuel type(s) and if applicable, the secondary fuel type(s). For each fuel type listed, provide the maximum hourly and annual fuel usage for each.

Describe each fuel expected to be used during the term of the permit.

Fuel Type	Max. Sulfur Content	Max. Ash Content	BTU Value

Emissions Data ***T-975***

Criteria Pollutants	Potential Emissions	
	PPH	TPY
Carbon Monoxide (CO)		
Nitrogen Oxides (NO_X)		
Lead (Pb)		
Particulate Matter ($PM_{2.5}$)		
Particulate Matter (PM_{10})		
Total Particulate Matter (TSP)		
Sulfur Dioxide (SO_2)		
Volatile Organic Compounds (VOC)		

Hazardous Air Pollutants	Potential Emissions	
	PPH	TPY

Regulated Pollutants other than Criteria and HAP	Potential Emissions	
	PPH	TPY

List the method(s) used to calculate the potential emissions (include dates of any stack tests conducted, versions of software used, source and dates of emission factors, etc.).

Emissions from this Emission Group are assigned to the major emitting process equipment. Emissions are calculated assuming 8760 hours of operation for most equipment. Emergency equipment emissions are based on 500 hours per year. Highest emitting products were chosen for each emission group, utilizing MON MACT standard batch requirements when appropriate. For tanks the highest throughput in the last three years was increased three times. This was the basis for the PTE. Emissions were calculated using ChemCAD, Essential EHS, Emission Master and/or other appropriate emission estimation models or calculation methodologies (USEPA's TANKS 4.0, WATER9, etc.). Methods take into account stack test results as appropriate.

Applicable Requirements ***T-975***

List all applicable requirements for this emission unit. For each applicable requirement, include the underlying rule/regulation citation and/or construction permit with the condition number. (*Note: Title V permit condition numbers alone are not the underlying applicable requirements*). If an emission limit is calculated based on the type of source and design capacity or if a standard is based on a design parameter, this information should also be included.

Emission Limits - 6.1.17, 6.1.18, 6.1.19, ; ; 45CSR34, ; 40CFR63 Subpart FFFF,

Opacity Limits - NA

Operational Limits - 6.1.20, 6.1.22, 6.1.23, 6.1.24, ; ; 45CSR34, ; 40CFR63 Subpart FFFF,

X Permit Shield

For all applicable requirements listed above, provide monitoring/testing/recordkeeping/reporting which shall be used to demonstrate compliance. If the method is based on a permit or rule, include the condition number or citation. (Note: Each requirement listed above must have an associated method of demonstrating compliance. If there is not already a required method in place, then a method must be proposed.)

Emission Limits - NA, ;

Opacity Limits - NA;

Operational Limits - 6.1.7, ; 4.1.3, ; 45CSR34,; 40CFR63 Subpart FFFF,

Are you in compliance with all applicable requirements for this emission unit? X Yes ___No

If no, complete the **Schedule of Compliance Form** as **ATTACHMENT F**.

ATTACHMENT E - Emission Unit Form

Emission Unit Description		*Emission Group 355*
Emission unit ID number: T-1439	**Emission unit name:** Tank	**List any control devices associated with this emission unit:** NONE

Provide a description of the emission unit (type, method of operation, design parameters, etc.):

Tank

Manufacturer: In House	**Model number:** NA	**Serial number:** NA
Construction date: 1981	**Installation date:**	**Modification date(s):**

Design Capacity (examples: furnaces - tons/hr, tanks - gallons):

<20,000

Maximum Hourly Throughput: See Potential Emissions estimation method	**Maximum Annual Throughput:**	**Maximum Operating Schedule:** 8760

Fuel Usage Data **(fill out all applicable fields)**

Does this emission unit combust fuel? ___ Yes ___X No	**If yes, is it?** ___ Indirect Fired ___ Direct Fired
Maximum design heat input and/or maximum horsepower rating:	**Type and Btu/hr rating of burners:**

List the primary fuel type(s) and if applicable, the secondary fuel type(s). For each fuel type listed, provide the maximum hourly and annual fuel usage for each.

Describe each fuel expected to be used during the term of the permit.

Fuel Type	Max. Sulfur Content	Max. Ash Content	BTU Value

Emissions Data ***T-1439***

Criteria Pollutants	Potential Emissions	
	PPH	TPY
Carbon Monoxide (CO)		
Nitrogen Oxides (NO_X)		
Lead (Pb)		
Particulate Matter ($PM_{2.5}$)		
Particulate Matter (PM_{10})		
Total Particulate Matter (TSP)		
Sulfur Dioxide (SO_2)		
Volatile Organic Compounds (VOC)		

Hazardous Air Pollutants	Potential Emissions	
	PPH	TPY

Regulated Pollutants other than Criteria and HAP	Potential Emissions	
	PPH	TPY

List the method(s) used to calculate the potential emissions (include dates of any stack tests conducted, versions of software used, source and dates of emission factors, etc.).

Emissions from this Emission Group are assigned to the major emitting process equipment. Emissions are calculated assuming 8760 hours of operation for most equipment. Emergency equipment emissions are based on 500 hours per year. Highest emitting products were chosen for each emission group, utilizing MON MACT standard batch requirements when appropriate. For tanks the highest throughput in the last three years was increased three times. This was the basis for the PTE. Emissions were calculated using ChemCAD, Essential EHS, Emission Master and/or other appropriate emission estimation models or calculation methodologies (USEPA's TANKS 4.0, WATER9, etc.). Methods take into account stack test results as appropriate.

Applicable Requirements ***T-1439***

List all applicable requirements for this emission unit. For each applicable requirement, include the underlying rule/regulation citation and/or construction permit with the condition number. (*Note: Title V permit condition numbers alone are not the underlying applicable requirements*). If an emission limit is calculated based on the type of source and design capacity or if a standard is based on a design parameter, this information should also be included.

Emission Limits - 6.1.8, 6.1.17, 6.1.18, 6.1.19, ; 45CSR13 Permit R13-0952 4.1.1, ; 45CSR34, ; 40CFR63 Subpart FFFF,

Opacity Limits - NA

Operational Limits - 6.1.20, 6.1.22, 6.1.23, 6.1.24, ; ; ; 40CFR63 Subpart FFFF,

X Permit Shield

For all applicable requirements listed above, provide monitoring/testing/recordkeeping/reporting which shall be used to demonstrate compliance. If the method is based on a permit or rule, include the condition number or citation. (Note: Each requirement listed above must have an associated method of demonstrating compliance. If there is not already a required method in place, then a method must be proposed.)

Emission Limits - 6.1.10, 6.4.1, 6.4.2, 6.5.1; 45CSR13 Permit R13-0952 4.1.3, 4.4.4, 4.4.5, 4.5.1;

Opacity Limits - NA;

Operational Limits - 6.1.7, ; 4.1.3, ; 45CSR34,; 40CFR63 Subpart FFFF,

Are you in compliance with all applicable requirements for this emission unit? X Yes ___No

If no, complete the **Schedule of Compliance Form** as **ATTACHMENT F**.

ATTACHMENT E - Emission Unit Form

Emission Unit Description		*Emission Group 355*
Emission unit ID number: T-1449	**Emission unit name:** Tank	**List any control devices associated with this emission unit:** NONE

Provide a description of the emission unit (type, method of operation, design parameters, etc.):

Tank

Manufacturer:	**Model number:**	**Serial number:**
In House	NA	NA
Construction date: 1981	**Installation date:**	**Modification date(s):**

Design Capacity (examples: furnaces - tons/hr, tanks - gallons):

<20,000

Maximum Hourly Throughput:	**Maximum Annual Throughput:**	**Maximum Operating Schedule:**
See Potential Emissions estimation method		8760

Fuel Usage Data **(fill out all applicable fields)**

Does this emission unit combust fuel? ___ Yes ___X No	**If yes, is it?** ___ Indirect Fired ___ Direct Fired
Maximum design heat input and/or maximum horsepower rating:	**Type and Btu/hr rating of burners:**

List the primary fuel type(s) and if applicable, the secondary fuel type(s). For each fuel type listed, provide the maximum hourly and annual fuel usage for each.

Describe each fuel expected to be used during the term of the permit.

Fuel Type	Max. Sulfur Content	Max. Ash Content	BTU Value

Emissions Data ***T-1449***

Criteria Pollutants	Potential Emissions	
	PPH	TPY
Carbon Monoxide (CO)		
Nitrogen Oxides (NO_X)		
Lead (Pb)		
Particulate Matter ($PM_{2.5}$)		
Particulate Matter (PM_{10})		
Total Particulate Matter (TSP)		
Sulfur Dioxide (SO_2)		
Volatile Organic Compounds (VOC)		

Hazardous Air Pollutants	Potential Emissions	
	PPH	TPY

Regulated Pollutants other than Criteria and HAP	Potential Emissions	
	PPH	TPY

List the method(s) used to calculate the potential emissions (include dates of any stack tests conducted, versions of software used, source and dates of emission factors, etc.).

Emissions from this Emission Group are assigned to the major emitting process equipment. Emissions are calculated assuming 8760 hours of operation for most equipment. Emergency equipment emissions are based on 500 hours per year. Highest emitting products were chosen for each emission group, utilizing MON MACT standard batch requirements when appropriate. For tanks the highest throughput in the last three years was increased three times. This was the basis for the PTE. Emissions were calculated using ChemCAD, Essential EHS, Emission Master and/or other appropriate emission estimation models or calculation methodologies (USEPA's TANKS 4.0, WATER9, etc.). Methods take into account stack test results as appropriate.

Applicable Requirements ***T-1449***

List all applicable requirements for this emission unit. For each applicable requirement, include the underlying rule/regulation citation and/or construction permit with the condition number. (*Note: Title V permit condition numbers alone are not the underlying applicable requirements*). If an emission limit is calculated based on the type of source and design capacity or if a standard is based on a design parameter, this information should also be included.

Emission Limits - 6.1.8, 6.1.17, 6.1.18, 6.1.19, ; 45CSR13 Permit R13-0952 4.1.1, ; 45CSR34, ; 40CFR63 Subpart FFFF,

Opacity Limits - NA

Operational Limits - 6.1.20, 6.1.22, 6.1.23, 6.1.24, ; ; ; 40CFR63 Subpart FFFF,

X Permit Shield

For all applicable requirements listed above, provide monitoring/testing/recordkeeping/reporting which shall be used to demonstrate compliance. If the method is based on a permit or rule, include the condition number or citation. (Note: Each requirement listed above must have an associated method of demonstrating compliance. If there is not already a required method in place, then a method must be proposed.)

Emission Limits - 6.1.10, 6.4.1, 6.4.2, 6.5.1; 45CSR13 Permit R13-0952 4.1.3, 4.4.4, 4.4.5, 4.5.1;

Opacity Limits - NA;

Operational Limits - 6.1.7, ; 4.1.3, ; 45CSR34,; 40CFR63 Subpart FFFF,

Are you in compliance with all applicable requirements for this emission unit? X Yes ___No

If no, complete the **Schedule of Compliance Form** as **ATTACHMENT F**.

ATTACHMENT E - Emission Unit Form

Emission Unit Description		*Emission Group 355*
Emission unit ID number: T-1450	**Emission unit name:** Tank	**List any control devices associated with this emission unit:** NONE

Provide a description of the emission unit (type, method of operation, design parameters, etc.):

Tank

Manufacturer:	**Model number:**	**Serial number:**
In House	NA	NA
Construction date: 1981	**Installation date:**	**Modification date(s):**

Design Capacity (examples: furnaces - tons/hr, tanks - gallons):

<20,000

Maximum Hourly Throughput:	**Maximum Annual Throughput:**	**Maximum Operating Schedule:**
See Potential Emissions estimation method		8760

Fuel Usage Data **(fill out all applicable fields)**

Does this emission unit combust fuel? ___ Yes ___X No	**If yes, is it?** ___ Indirect Fired ___ Direct Fired
Maximum design heat input and/or maximum horsepower rating:	**Type and Btu/hr rating of burners:**

List the primary fuel type(s) and if applicable, the secondary fuel type(s). For each fuel type listed, provide the maximum hourly and annual fuel usage for each.

Describe each fuel expected to be used during the term of the permit.

Fuel Type	Max. Sulfur Content	Max. Ash Content	BTU Value

Emissions Data	***T-1450***	
Criteria Pollutants	Potential Emissions	
	PPH	TPY
Carbon Monoxide (CO)		
Nitrogen Oxides (NO_X)		
Lead (Pb)		
Particulate Matter ($PM_{2.5}$)		
Particulate Matter (PM_{10})		
Total Particulate Matter (TSP)		
Sulfur Dioxide (SO_2)		
Volatile Organic Compounds (VOC)		
Hazardous Air Pollutants	Potential Emissions	
	PPH	TPY
Regulated Pollutants other than Criteria and HAP	Potential Emissions	
	PPH	TPY

List the method(s) used to calculate the potential emissions (include dates of any stack tests conducted, versions of software used, source and dates of emission factors, etc.).

Emissions from this Emission Group are assigned to the major emitting process equipment. Emissions are calculated assuming 8760 hours of operation for most equipment. Emergency equipment emissions are based on 500 hours per year. Highest emitting products were chosen for each emission group, utilizing MON MACT standard batch requirements when appropriate. For tanks the highest throughput in the last three years was increased three times. This was the basis for the PTE. Emissions were calculated using ChemCAD, Essential EHS, Emission Master and/or other appropriate emission estimation models or calculation methodologies (USEPA's TANKS 4.0, WATER9, etc.). Methods take into account stack test results as appropriate.

Applicable Requirements ***T-1450***

List all applicable requirements for this emission unit. For each applicable requirement, include the underlying rule/regulation citation and/or construction permit with the condition number. (*Note: Title V permit condition numbers alone are not the underlying applicable requirements*). If an emission limit is calculated based on the type of source and design capacity or if a standard is based on a design parameter, this information should also be included.

Emission Limits - 6.1.8, 6.1.17, 6.1.18, 6.1.19, ; 45CSR13 Permit R13-0952 4.1.1, ; 45CSR34, ; 40CFR63 Subpart FFFF,

Opacity Limits - NA

Operational Limits - 6.1.20, 6.1.22, 6.1.23, 6.1.24, ; ; ; 40CFR63 Subpart FFFF,

X Permit Shield

For all applicable requirements listed above, provide monitoring/testing/recordkeeping/reporting which shall be used to demonstrate compliance. If the method is based on a permit or rule, include the condition number or citation. (Note: Each requirement listed above must have an associated method of demonstrating compliance. If there is not already a required method in place, then a method must be proposed.)

Emission Limits - 6.1.10, 6.4.1, 6.4.2, 6.5.1; 45CSR13 Permit R13-0952 4.1.3, 4.4.4, 4.4.5, 4.5.1;

Opacity Limits - NA;

Operational Limits - 6.1.7, ; 4.1.3, ; 45CSR34,; 40CFR63 Subpart FFFF,

Are you in compliance with all applicable requirements for this emission unit? X Yes ___No

If no, complete the **Schedule of Compliance Form** as **ATTACHMENT F**.

ATTACHMENT E - Emission Unit Form

Emission Unit Description		*Emission Group 355*
Emission unit ID number: T-1451	**Emission unit name:** Tank	**List any control devices associated with this emission unit:** NONE

Provide a description of the emission unit (type, method of operation, design parameters, etc.):

Tank

Manufacturer:	**Model number:**	**Serial number:**
In House	NA	NA
Construction date: 1981	**Installation date:**	**Modification date(s):**

Design Capacity (examples: furnaces - tons/hr, tanks - gallons):

<20,000

Maximum Hourly Throughput:	**Maximum Annual Throughput:**	**Maximum Operating Schedule:**
See Potential Emissions estimation method		8760

Fuel Usage Data **(fill out all applicable fields)**

Does this emission unit combust fuel? ___ Yes ___X No	**If yes, is it?** ___ Indirect Fired ___ Direct Fired
Maximum design heat input and/or maximum horsepower rating:	**Type and Btu/hr rating of burners:**

List the primary fuel type(s) and if applicable, the secondary fuel type(s). For each fuel type listed, provide the maximum hourly and annual fuel usage for each.

Describe each fuel expected to be used during the term of the permit.

Fuel Type	Max. Sulfur Content	Max. Ash Content	BTU Value

Emissions Data ***T-1451***

Criteria Pollutants	Potential Emissions	
	PPH	TPY
Carbon Monoxide (CO)		
Nitrogen Oxides (NO_X)		
Lead (Pb)		
Particulate Matter ($PM_{2.5}$)		
Particulate Matter (PM_{10})		
Total Particulate Matter (TSP)		
Sulfur Dioxide (SO_2)		
Volatile Organic Compounds (VOC)		

Hazardous Air Pollutants	Potential Emissions	
	PPH	TPY

Regulated Pollutants other than Criteria and HAP	Potential Emissions	
	PPH	TPY

List the method(s) used to calculate the potential emissions (include dates of any stack tests conducted, versions of software used, source and dates of emission factors, etc.).

Emissions from this Emission Group are assigned to the major emitting process equipment. Emissions are calculated assuming 8760 hours of operation for most equipment. Emergency equipment emissions are based on 500 hours per year. Highest emitting products were chosen for each emission group, utilizing MON MACT standard batch requirements when appropriate. For tanks the highest throughput in the last three years was increased three times. This was the basis for the PTE. Emissions were calculated using ChemCAD, Essential EHS, Emission Master and/or other appropriate emission estimation models or calculation methodologies (USEPA's TANKS 4.0, WATER9, etc.). Methods take into account stack test results as appropriate.

Applicable Requirements ***T-1451***

List all applicable requirements for this emission unit. For each applicable requirement, include the underlying rule/regulation citation and/or construction permit with the condition number. (*Note: Title V permit condition numbers alone are not the underlying applicable requirements*). If an emission limit is calculated based on the type of source and design capacity or if a standard is based on a design parameter, this information should also be included.

Emission Limits - 6.1.8, 6.1.17, 6.1.18, 6.1.19, ; 45CSR13 Permit R13-0952 4.1.1, ; 45CSR34, ; 40CFR63 Subpart FFFF,

Opacity Limits - NA

Operational Limits - 6.1.20, 6.1.22, 6.1.23, 6.1.24, ; ; ; 40CFR63 Subpart FFFF,

X Permit Shield

For all applicable requirements listed above, provide monitoring/testing/recordkeeping/reporting which shall be used to demonstrate compliance. If the method is based on a permit or rule, include the condition number or citation. (Note: Each requirement listed above must have an associated method of demonstrating compliance. If there is not already a required method in place, then a method must be proposed.)

Emission Limits - 6.1.10, 6.4.1, 6.4.2, 6.5.1; 45CSR13 Permit R13-0952 4.1.3, 4.4.4, 4.4.5, 4.5.1;

Opacity Limits - NA;

Operational Limits - 6.1.7, ; 4.1.3, ; 45CSR34,; 40CFR63 Subpart FFFF,

Are you in compliance with all applicable requirements for this emission unit? X Yes ___No

If no, complete the **Schedule of Compliance Form** as **ATTACHMENT F**.

ATTACHMENT E - Emission Unit Form

Emission Unit Description		*Emission Group 355*
Emission unit ID number: T-1452	**Emission unit name:** Tank	**List any control devices associated with this emission unit:** NONE

Provide a description of the emission unit (type, method of operation, design parameters, etc.):

Tank

Manufacturer:	**Model number:**	**Serial number:**
In House	NA	NA
Construction date: 1981	**Installation date:**	**Modification date(s):**

Design Capacity (examples: furnaces - tons/hr, tanks - gallons):

<20,000

Maximum Hourly Throughput:	**Maximum Annual Throughput:**	**Maximum Operating Schedule:**
See Potential Emissions estimation method		8760

Fuel Usage Data **(fill out all applicable fields)**

Does this emission unit combust fuel? ___ Yes ___X No	**If yes, is it?** ___ Indirect Fired ___ Direct Fired
Maximum design heat input and/or maximum horsepower rating:	**Type and Btu/hr rating of burners:**

List the primary fuel type(s) and if applicable, the secondary fuel type(s). For each fuel type listed, provide the maximum hourly and annual fuel usage for each.

Describe each fuel expected to be used during the term of the permit.

Fuel Type	Max. Sulfur Content	Max. Ash Content	BTU Value

Emissions Data ***T-1452***

Criteria Pollutants	Potential Emissions	
	PPH	TPY
Carbon Monoxide (CO)		
Nitrogen Oxides (NO_X)		
Lead (Pb)		
Particulate Matter ($PM_{2.5}$)		
Particulate Matter (PM_{10})		
Total Particulate Matter (TSP)		
Sulfur Dioxide (SO_2)		
Volatile Organic Compounds (VOC)		

Hazardous Air Pollutants	Potential Emissions	
	PPH	TPY

Regulated Pollutants other than Criteria and HAP	Potential Emissions	
	PPH	TPY

List the method(s) used to calculate the potential emissions (include dates of any stack tests conducted, versions of software used, source and dates of emission factors, etc.).

Emissions from this Emission Group are assigned to the major emitting process equipment. Emissions are calculated assuming 8760 hours of operation for most equipment. Emergency equipment emissions are based on 500 hours per year. Highest emitting products were chosen for each emission group, utilizing MON MACT standard batch requirements when appropriate. For tanks the highest throughput in the last three years was increased three times. This was the basis for the PTE. Emissions were calculated using ChemCAD, Essential EHS, Emission Master and/or other appropriate emission estimation models or calculation methodologies (USEPA's TANKS 4.0, WATER9, etc.). Methods take into account stack test results as appropriate.

Applicable Requirements ***T-1452***

List all applicable requirements for this emission unit. For each applicable requirement, include the underlying rule/regulation citation and/or construction permit with the condition number. (*Note: Title V permit condition numbers alone are not the underlying applicable requirements*). If an emission limit is calculated based on the type of source and design capacity or if a standard is based on a design parameter, this information should also be included.

Emission Limits - 6.1.8, 6.1.17, 6.1.18, 6.1.19, ; 45CSR13 Permit R13-0952 4.1.1, ; 45CSR34, ; 40CFR63 Subpart FFFF,

Opacity Limits - NA

Operational Limits - 6.1.20, 6.1.22, 6.1.23, 6.1.24, ; ; ; 40CFR63 Subpart FFFF,

X Permit Shield

For all applicable requirements listed above, provide monitoring/testing/recordkeeping/reporting which shall be used to demonstrate compliance. If the method is based on a permit or rule, include the condition number or citation. (Note: Each requirement listed above must have an associated method of demonstrating compliance. If there is not already a required method in place, then a method must be proposed.)

Emission Limits - 6.1.10, 6.4.1, 6.4.2, 6.5.1; 45CSR13 Permit R13-0952 4.1.3, 4.4.4, 4.4.5, 4.5.1;

Opacity Limits - NA;

Operational Limits - 6.1.7, ; 4.1.3, ; 45CSR34,; 40CFR63 Subpart FFFF,

Are you in compliance with all applicable requirements for this emission unit? X Yes ___No

If no, complete the **Schedule of Compliance Form** as **ATTACHMENT F**.

ATTACHMENT E - Emission Unit Form

Emission Unit Description		*Emission Group 355*
Emission unit ID number: T-1453	**Emission unit name:** Tank	**List any control devices associated with this emission unit:** NONE

Provide a description of the emission unit (type, method of operation, design parameters, etc.):

Tank

Manufacturer:	**Model number:**	**Serial number:**
In House	NA	NA
Construction date: 1987	**Installation date:**	**Modification date(s):**

Design Capacity (examples: furnaces - tons/hr, tanks - gallons):

50000

Maximum Hourly Throughput:	**Maximum Annual Throughput:**	**Maximum Operating Schedule:**
See Potential Emissions estimation method		8760

Fuel Usage Data **(fill out all applicable fields)**

Does this emission unit combust fuel? ___ Yes ___X No	**If yes, is it?** ___ Indirect Fired ___ Direct Fired
Maximum design heat input and/or maximum horsepower rating:	**Type and Btu/hr rating of burners:**

List the primary fuel type(s) and if applicable, the secondary fuel type(s). For each fuel type listed, provide the maximum hourly and annual fuel usage for each.

Describe each fuel expected to be used during the term of the permit.

Fuel Type	Max. Sulfur Content	Max. Ash Content	BTU Value

Emissions Data	***T-1453***	
Criteria Pollutants	Potential Emissions	
	PPH	TPY
Carbon Monoxide (CO)		
Nitrogen Oxides (NO_X)		
Lead (Pb)		
Particulate Matter ($PM_{2.5}$)		
Particulate Matter (PM_{10})		
Total Particulate Matter (TSP)		
Sulfur Dioxide (SO_2)		
Volatile Organic Compounds (VOC)		
Hazardous Air Pollutants	Potential Emissions	
	PPH	TPY
Regulated Pollutants other than Criteria and HAP	Potential Emissions	
	PPH	TPY

List the method(s) used to calculate the potential emissions (include dates of any stack tests conducted, versions of software used, source and dates of emission factors, etc.).

Emissions from this Emission Group are assigned to the major emitting process equipment. Emissions are calculated assuming 8760 hours of operation for most equipment. Emergency equipment emissions are based on 500 hours per year. Highest emitting products were chosen for each emission group, utilizing MON MACT standard batch requirements when appropriate. For tanks the highest throughput in the last three years was increased three times. This was the basis for the PTE. Emissions were calculated using ChemCAD, Essential EHS, Emission Master and/or other appropriate emission estimation models or calculation methodologies (USEPA's TANKS 4.0, WATER9, etc.). Methods take into account stack test results as appropriate.

Applicable Requirements ***T-1453***

List all applicable requirements for this emission unit. For each applicable requirement, include the underlying rule/regulation citation and/or construction permit with the condition number. (*Note: Title V permit condition numbers alone are not the underlying applicable requirements*). If an emission limit is calculated based on the type of source and design capacity or if a standard is based on a design parameter, this information should also be included.

Emission Limits - 6.1.8, 6.1.17, 6.1.18, 6.1.19, ; 45CSR13 Permit R13-0952 4.1.1, ; 45CSR34, ; 40CFR63 Subpart FFFF,

Opacity Limits - NA

Operational Limits - 6.1.20, 6.1.22, 6.1.23, 6.1.24, ; ; ; 40CFR63 Subpart FFFF,

X Permit Shield

For all applicable requirements listed above, provide monitoring/testing/recordkeeping/reporting which shall be used to demonstrate compliance. If the method is based on a permit or rule, include the condition number or citation. (Note: Each requirement listed above must have an associated method of demonstrating compliance. If there is not already a required method in place, then a method must be proposed.)

Emission Limits - 6.1.10, 6.4.1, 6.4.2, 6.5.1; 45CSR13 Permit R13-0952 4.1.3, 4.4.4, 4.4.5, 4.5.1;

Opacity Limits - NA;

Operational Limits - 6.1.7, ; 4.1.3, ; 45CSR34,; 40CFR63 Subpart FFFF,

Are you in compliance with all applicable requirements for this emission unit? X Yes ___No

If no, complete the **Schedule of Compliance Form** as **ATTACHMENT F**.

ATTACHMENT E - Emission Unit Form

Emission Unit Description		*Emission Group 355*
Emission unit ID number: T-1454	**Emission unit name:** Tank	**List any control devices associated with this emission unit:** NONE

Provide a description of the emission unit (type, method of operation, design parameters, etc.):

Tank

Manufacturer:	**Model number:**	**Serial number:**
In House	NA	NA
Construction date: 1987	**Installation date:**	**Modification date(s):**

Design Capacity (examples: furnaces - tons/hr, tanks - gallons):

50000

Maximum Hourly Throughput:	**Maximum Annual Throughput:**	**Maximum Operating Schedule:**
See Potential Emissions estimation method		8760

Fuel Usage Data **(fill out all applicable fields)**

Does this emission unit combust fuel? ___ Yes ___X No	**If yes, is it?** ___ Indirect Fired ___ Direct Fired
Maximum design heat input and/or maximum horsepower rating:	**Type and Btu/hr rating of burners:**

List the primary fuel type(s) and if applicable, the secondary fuel type(s). For each fuel type listed, provide the maximum hourly and annual fuel usage for each.

Describe each fuel expected to be used during the term of the permit.

Fuel Type	Max. Sulfur Content	Max. Ash Content	BTU Value

Emissions Data ***T-1454***

Criteria Pollutants	Potential Emissions	
	PPH	TPY
Carbon Monoxide (CO)		
Nitrogen Oxides (NO_X)		
Lead (Pb)		
Particulate Matter ($PM_{2.5}$)		
Particulate Matter (PM_{10})		
Total Particulate Matter (TSP)		
Sulfur Dioxide (SO_2)		
Volatile Organic Compounds (VOC)		

Hazardous Air Pollutants	Potential Emissions	
	PPH	TPY

Regulated Pollutants other than Criteria and HAP	Potential Emissions	
	PPH	TPY

List the method(s) used to calculate the potential emissions (include dates of any stack tests conducted, versions of software used, source and dates of emission factors, etc.).

Emissions from this Emission Group are assigned to the major emitting process equipment. Emissions are calculated assuming 8760 hours of operation for most equipment. Emergency equipment emissions are based on 500 hours per year. Highest emitting products were chosen for each emission group, utilizing MON MACT standard batch requirements when appropriate. For tanks the highest throughput in the last three years was increased three times. This was the basis for the PTE. Emissions were calculated using ChemCAD, Essential EHS, Emission Master and/or other appropriate emission estimation models or calculation methodologies (USEPA's TANKS 4.0, WATER9, etc.). Methods take into account stack test results as appropriate.

Applicable Requirements ***T-1454***

List all applicable requirements for this emission unit. For each applicable requirement, include the underlying rule/regulation citation and/or construction permit with the condition number. (*Note: Title V permit condition numbers alone are not the underlying applicable requirements*). If an emission limit is calculated based on the type of source and design capacity or if a standard is based on a design parameter, this information should also be included.

Emission Limits - 6.1.8, 6.1.17, 6.1.18, 6.1.19, ; 45CSR13 Permit R13-0952 4.1.1, ; 45CSR34, ; 40CFR63 Subpart FFFF,

Opacity Limits - NA

Operational Limits - 6.1.20, 6.1.22, 6.1.23, 6.1.24, ; ; ; 40CFR63 Subpart FFFF,

X Permit Shield

For all applicable requirements listed above, provide monitoring/testing/recordkeeping/reporting which shall be used to demonstrate compliance. If the method is based on a permit or rule, include the condition number or citation. (Note: Each requirement listed above must have an associated method of demonstrating compliance. If there is not already a required method in place, then a method must be proposed.)

Emission Limits - 6.1.10, 6.4.1, 6.4.2, 6.5.1; 45CSR13 Permit R13-0952 4.1.3, 4.4.4, 4.4.5, 4.5.1;

Opacity Limits - NA;

Operational Limits - 6.1.7, ; 4.1.3, ; 45CSR34,; 40CFR63 Subpart FFFF,

Are you in compliance with all applicable requirements for this emission unit? X Yes ___No

If no, complete the **Schedule of Compliance Form** as **ATTACHMENT F**.

ATTACHMENT E - Emission Unit Form

Emission Unit Description		*Emission Group 355*
Emission unit ID number: T-1455	**Emission unit name:** Tank	**List any control devices associated with this emission unit:** NONE

Provide a description of the emission unit (type, method of operation, design parameters, etc.):

Tank

Manufacturer:	**Model number:**	**Serial number:**
In House	NA	NA
Construction date: 1987	**Installation date:**	**Modification date(s):**

Design Capacity (examples: furnaces - tons/hr, tanks - gallons):

50000

Maximum Hourly Throughput:	**Maximum Annual Throughput:**	**Maximum Operating Schedule:**
See Potential Emissions estimation method		8760

Fuel Usage Data **(fill out all applicable fields)**

Does this emission unit combust fuel? ___ Yes ___X No	**If yes, is it?** ___ Indirect Fired ___ Direct Fired
Maximum design heat input and/or maximum horsepower rating:	**Type and Btu/hr rating of burners:**

List the primary fuel type(s) and if applicable, the secondary fuel type(s). For each fuel type listed, provide the maximum hourly and annual fuel usage for each.

Describe each fuel expected to be used during the term of the permit.

Fuel Type	Max. Sulfur Content	Max. Ash Content	BTU Value

Emissions Data ***T-1455***

Criteria Pollutants	Potential Emissions	
	PPH	TPY
Carbon Monoxide (CO)		
Nitrogen Oxides (NO_X)		
Lead (Pb)		
Particulate Matter ($PM_{2.5}$)		
Particulate Matter (PM_{10})		
Total Particulate Matter (TSP)		
Sulfur Dioxide (SO_2)		
Volatile Organic Compounds (VOC)		

Hazardous Air Pollutants	Potential Emissions	
	PPH	TPY

Regulated Pollutants other than Criteria and HAP	Potential Emissions	
	PPH	TPY

List the method(s) used to calculate the potential emissions (include dates of any stack tests conducted, versions of software used, source and dates of emission factors, etc.).

Emissions from this Emission Group are assigned to the major emitting process equipment. Emissions are calculated assuming 8760 hours of operation for most equipment. Emergency equipment emissions are based on 500 hours per year. Highest emitting products were chosen for each emission group, utilizing MON MACT standard batch requirements when appropriate. For tanks the highest throughput in the last three years was increased three times. This was the basis for the PTE. Emissions were calculated using ChemCAD, Essential EHS, Emission Master and/or other appropriate emission estimation models or calculation methodologies (USEPA's TANKS 4.0, WATER9, etc.). Methods take into account stack test results as appropriate.

Applicable Requirements ***T-1455***

List all applicable requirements for this emission unit. For each applicable requirement, include the underlying rule/regulation citation and/or construction permit with the condition number. (*Note: Title V permit condition numbers alone are not the underlying applicable requirements*). If an emission limit is calculated based on the type of source and design capacity or if a standard is based on a design parameter, this information should also be included.

Emission Limits - 6.1.8, 6.1.17, 6.1.18, 6.1.19, ; 45CSR13 Permit R13-0952 4.1.1, ; 45CSR34, ; 40CFR63 Subpart FFFF,

Opacity Limits - NA

Operational Limits - 6.1.20, 6.1.22, 6.1.23, 6.1.24, ; ; ; 40CFR63 Subpart FFFF,

X Permit Shield

For all applicable requirements listed above, provide monitoring/testing/recordkeeping/reporting which shall be used to demonstrate compliance. If the method is based on a permit or rule, include the condition number or citation. (Note: Each requirement listed above must have an associated method of demonstrating compliance. If there is not already a required method in place, then a method must be proposed.)

Emission Limits - 6.1.10, 6.4.1, 6.4.2, 6.5.1; 45CSR13 Permit R13-0952 4.1.3, 4.4.4, 4.4.5, 4.5.1;

Opacity Limits - NA;

Operational Limits - 6.1.7, ; 4.1.3, ; 45CSR34,; 40CFR63 Subpart FFFF,

Are you in compliance with all applicable requirements for this emission unit? X Yes ___No

If no, complete the **Schedule of Compliance Form** as **ATTACHMENT F**.

ATTACHMENT E - Emission Unit Form

Emission Unit Description		*Emission Group 355*
Emission unit ID number: T-1463	**Emission unit name:** Tank	**List any control devices associated with this emission unit:** NONE

Provide a description of the emission unit (type, method of operation, design parameters, etc.):

Tank

Manufacturer:	**Model number:**	**Serial number:**
In House	NA	NA
Construction date: 1981	**Installation date:**	**Modification date(s):**

Design Capacity (examples: furnaces - tons/hr, tanks - gallons):

<20,000

Maximum Hourly Throughput:	**Maximum Annual Throughput:**	**Maximum Operating Schedule:**
See Potential Emissions estimation method		8760

Fuel Usage Data **(fill out all applicable fields)**

Does this emission unit combust fuel? ___ Yes ___X No	**If yes, is it?** ___ Indirect Fired ___ Direct Fired
Maximum design heat input and/or maximum horsepower rating:	**Type and Btu/hr rating of burners:**

List the primary fuel type(s) and if applicable, the secondary fuel type(s). For each fuel type listed, provide the maximum hourly and annual fuel usage for each.

Describe each fuel expected to be used during the term of the permit.

Fuel Type	Max. Sulfur Content	Max. Ash Content	BTU Value

Emissions Data ***T-1463***

Criteria Pollutants	Potential Emissions	
	PPH	TPY
Carbon Monoxide (CO)		
Nitrogen Oxides (NO_X)		
Lead (Pb)		
Particulate Matter ($PM_{2.5}$)		
Particulate Matter (PM_{10})		
Total Particulate Matter (TSP)		
Sulfur Dioxide (SO_2)		
Volatile Organic Compounds (VOC)		

Hazardous Air Pollutants	Potential Emissions	
	PPH	TPY

Regulated Pollutants other than Criteria and HAP	Potential Emissions	
	PPH	TPY

List the method(s) used to calculate the potential emissions (include dates of any stack tests conducted, versions of software used, source and dates of emission factors, etc.).

Emissions from this Emission Group are assigned to the major emitting process equipment. Emissions are calculated assuming 8760 hours of operation for most equipment. Emergency equipment emissions are based on 500 hours per year. Highest emitting products were chosen for each emission group, utilizing MON MACT standard batch requirements when appropriate. For tanks the highest throughput in the last three years was increased three times. This was the basis for the PTE. Emissions were calculated using ChemCAD, Essential EHS, Emission Master and/or other appropriate emission estimation models or calculation methodologies (USEPA's TANKS 4.0, WATER9, etc.). Methods take into account stack test results as appropriate.

Applicable Requirements ***T-1463***

List all applicable requirements for this emission unit. For each applicable requirement, include the underlying rule/regulation citation and/or construction permit with the condition number. (*Note: Title V permit condition numbers alone are not the underlying applicable requirements*). If an emission limit is calculated based on the type of source and design capacity or if a standard is based on a design parameter, this information should also be included.

Emission Limits - 6.1.8, 6.1.17, 6.1.18, 6.1.19, ; 45CSR13 Permit R13-0952 4.1.1, ; 45CSR34, ; 40CFR63 Subpart FFFF,

Opacity Limits - NA

Operational Limits - 6.1.20, 6.1.22, 6.1.23, 6.1.24, ; ; ; 40CFR63 Subpart FFFF,

X Permit Shield

For all applicable requirements listed above, provide monitoring/testing/recordkeeping/reporting which shall be used to demonstrate compliance. If the method is based on a permit or rule, include the condition number or citation. (Note: Each requirement listed above must have an associated method of demonstrating compliance. If there is not already a required method in place, then a method must be proposed.)

Emission Limits - 6.1.10, 6.4.1, 6.4.2, 6.5.1; 45CSR13 Permit R13-0952 4.1.3, 4.4.4, 4.4.5, 4.5.1;

Opacity Limits - NA;

Operational Limits - 6.1.7, ; 4.1.3, ; 45CSR34,; 40CFR63 Subpart FFFF,

Are you in compliance with all applicable requirements for this emission unit? X Yes ___No

If no, complete the **Schedule of Compliance Form** as **ATTACHMENT F**.

ATTACHMENT E - Emission Unit Form

Emission Unit Description		*Emission Group 355*
Emission unit ID number: T-1464	**Emission unit name:** Tank	**List any control devices associated with this emission unit:** NONE

Provide a description of the emission unit (type, method of operation, design parameters, etc.):

Tank

Manufacturer:	**Model number:**	**Serial number:**
In House	NA	NA
Construction date: 1981	**Installation date:**	**Modification date(s):**

Design Capacity (examples: furnaces - tons/hr, tanks - gallons):

24000

Maximum Hourly Throughput:	**Maximum Annual Throughput:**	**Maximum Operating Schedule:**
See Potential Emissions estimation method		8760

Fuel Usage Data **(fill out all applicable fields)**

Does this emission unit combust fuel? ___ Yes ___X No	**If yes, is it?** ___ Indirect Fired ___ Direct Fired
Maximum design heat input and/or maximum horsepower rating:	**Type and Btu/hr rating of burners:**

List the primary fuel type(s) and if applicable, the secondary fuel type(s). For each fuel type listed, provide the maximum hourly and annual fuel usage for each.

Describe each fuel expected to be used during the term of the permit.

Fuel Type	Max. Sulfur Content	Max. Ash Content	BTU Value

Emissions Data	***T-1464***	
Criteria Pollutants	Potential Emissions	
	PPH	TPY
Carbon Monoxide (CO)		
Nitrogen Oxides (NO_X)		
Lead (Pb)		
Particulate Matter ($PM_{2.5}$)		
Particulate Matter (PM_{10})		
Total Particulate Matter (TSP)		
Sulfur Dioxide (SO_2)		
Volatile Organic Compounds (VOC)		
Hazardous Air Pollutants	Potential Emissions	
	PPH	TPY
Regulated Pollutants other than Criteria and HAP	Potential Emissions	
	PPH	TPY

List the method(s) used to calculate the potential emissions (include dates of any stack tests conducted, versions of software used, source and dates of emission factors, etc.).

Emissions from this Emission Group are assigned to the major emitting process equipment. Emissions are calculated assuming 8760 hours of operation for most equipment. Emergency equipment emissions are based on 500 hours per year. Highest emitting products were chosen for each emission group, utilizing MON MACT standard batch requirements when appropriate. For tanks the highest throughput in the last three years was increased three times. This was the basis for the PTE. Emissions were calculated using ChemCAD, Essential EHS, Emission Master and/or other appropriate emission estimation models or calculation methodologies (USEPA's TANKS 4.0, WATER9, etc.). Methods take into account stack test results as appropriate.

Applicable Requirements ***T-1464***

List all applicable requirements for this emission unit. For each applicable requirement, include the underlying rule/regulation citation and/or construction permit with the condition number. (*Note: Title V permit condition numbers alone are not the underlying applicable requirements*). If an emission limit is calculated based on the type of source and design capacity or if a standard is based on a design parameter, this information should also be included.

Emission Limits - 6.1.8, 6.1.17, 6.1.18, 6.1.19, ; 45CSR13 Permit R13-0952 4.1.1, ; 45CSR34, ; 40CFR63 Subpart FFFF,

Opacity Limits - NA

Operational Limits - 6.1.20, 6.1.22, 6.1.23, 6.1.24, ; ; ; 40CFR63 Subpart FFFF,

X Permit Shield

For all applicable requirements listed above, provide monitoring/testing/recordkeeping/reporting which shall be used to demonstrate compliance. If the method is based on a permit or rule, include the condition number or citation. (Note: Each requirement listed above must have an associated method of demonstrating compliance. If there is not already a required method in place, then a method must be proposed.)

Emission Limits - 6.1.10, 6.4.1, 6.4.2, 6.5.1; 45CSR13 Permit R13-0952 4.1.3, 4.4.4, 4.4.5, 4.5.1;

Opacity Limits - NA;

Operational Limits - 6.1.7, ; 4.1.3, ; 45CSR34,; 40CFR63 Subpart FFFF,

Are you in compliance with all applicable requirements for this emission unit? X Yes ___No

If no, complete the **Schedule of Compliance Form** as **ATTACHMENT F**.

ATTACHMENT E - Emission Unit Form

Emission Unit Description		*Emission Group 356*
Emission unit ID number: T-1847	**Emission unit name:** Tank	**List any control devices associated with this emission unit:** NONE

Provide a description of the emission unit (type, method of operation, design parameters, etc.):

Tank

Manufacturer:	**Model number:**	**Serial number:**
In House	NA	NA
Construction date: 1996	**Installation date:**	**Modification date(s):**

Design Capacity (examples: furnaces - tons/hr, tanks - gallons):

20000

Maximum Hourly Throughput:	**Maximum Annual Throughput:**	**Maximum Operating Schedule:**
See Potential Emissions estimation method		8760

Fuel Usage Data **(fill out all applicable fields)**

Does this emission unit combust fuel? ___ Yes ___X No	**If yes, is it?** ___ Indirect Fired ___ Direct Fired
Maximum design heat input and/or maximum horsepower rating:	**Type and Btu/hr rating of burners:**

List the primary fuel type(s) and if applicable, the secondary fuel type(s). For each fuel type listed, provide the maximum hourly and annual fuel usage for each.

Describe each fuel expected to be used during the term of the permit.

Fuel Type	Max. Sulfur Content	Max. Ash Content	BTU Value

Emissions Data ***T-1847***

Criteria Pollutants	Potential Emissions	
	PPH	TPY
Carbon Monoxide (CO)		
Nitrogen Oxides (NO_X)		
Lead (Pb)		
Particulate Matter ($PM_{2.5}$)		
Particulate Matter (PM_{10})		
Total Particulate Matter (TSP)		
Sulfur Dioxide (SO_2)		
Volatile Organic Compounds (VOC)		

Hazardous Air Pollutants	Potential Emissions	
	PPH	TPY

Regulated Pollutants other than Criteria and HAP	Potential Emissions	
	PPH	TPY

List the method(s) used to calculate the potential emissions (include dates of any stack tests conducted, versions of software used, source and dates of emission factors, etc.).

Emissions from this Emission Group are assigned to the major emitting process equipment. Emissions are calculated assuming 8760 hours of operation for most equipment. Emergency equipment emissions are based on 500 hours per year. Highest emitting products were chosen for each emission group, utilizing MON MACT standard batch requirements when appropriate. For tanks the highest throughput in the last three years was increased three times. This was the basis for the PTE. Emissions were calculated using ChemCAD, Essential EHS, Emission Master and/or other appropriate emission estimation models or calculation methodologies (USEPA's TANKS 4.0, WATER9, etc.). Methods take into account stack test results as appropriate.

Applicable Requirements ***T-1847***

List all applicable requirements for this emission unit. For each applicable requirement, include the underlying rule/regulation citation and/or construction permit with the condition number. (*Note: Title V permit condition numbers alone are not the underlying applicable requirements*). If an emission limit is calculated based on the type of source and design capacity or if a standard is based on a design parameter, this information should also be included.

Emission Limits - 6.1.17, 6.1.18, 6.1.19, ; ; 45CSR34, ; 40CFR63 Subpart FFFF,

Opacity Limits - NA

Operational Limits - 6.1.20, 6.1.22, 6.1.23, 6.1.24, ; ; 45CSR34, ; 40CFR63 Subpart FFFF,

X Permit Shield

For all applicable requirements listed above, provide monitoring/testing/recordkeeping/reporting which shall be used to demonstrate compliance. If the method is based on a permit or rule, include the condition number or citation. (Note: Each requirement listed above must have an associated method of demonstrating compliance. If there is not already a required method in place, then a method must be proposed.)

Emission Limits - NA, ;

Opacity Limits - NA;

Operational Limits - 6.1.7, ; 4.1.3, ; 45CSR34,; 40CFR63 Subpart FFFF,

Are you in compliance with all applicable requirements for this emission unit? X Yes ___No

If no, complete the **Schedule of Compliance Form** as **ATTACHMENT F**.

ATTACHMENT E - Emission Unit Form

Emission Unit Description		*Emission Group 356*
Emission unit ID number: T-1849	**Emission unit name:** Tank	**List any control devices associated with this emission unit:** E-1537

Provide a description of the emission unit (type, method of operation, design parameters, etc.):

Tank

Manufacturer: In House	**Model number:** NA	**Serial number:** NA
Construction date: 1996	**Installation date:**	**Modification date(s):**

Design Capacity (examples: furnaces - tons/hr, tanks - gallons):

<20,000

Maximum Hourly Throughput: See Potential Emissions estimation method	**Maximum Annual Throughput:**	**Maximum Operating Schedule:** 8760

Fuel Usage Data **(fill out all applicable fields)**

Does this emission unit combust fuel? ___ Yes ___X No	**If yes, is it?** ___ Indirect Fired ___ Direct Fired
Maximum design heat input and/or maximum horsepower rating:	**Type and Btu/hr rating of burners:**

List the primary fuel type(s) and if applicable, the secondary fuel type(s). For each fuel type listed, provide the maximum hourly and annual fuel usage for each.

Describe each fuel expected to be used during the term of the permit.

Fuel Type	Max. Sulfur Content	Max. Ash Content	BTU Value

Emissions Data	***T-1849***	
Criteria Pollutants	Potential Emissions	
	PPH	TPY
Carbon Monoxide (CO)		
Nitrogen Oxides (NO_X)		
Lead (Pb)		
Particulate Matter ($PM_{2.5}$)		
Particulate Matter (PM_{10})		
Total Particulate Matter (TSP)		
Sulfur Dioxide (SO_2)		
Volatile Organic Compounds (VOC)		
Hazardous Air Pollutants	Potential Emissions	
	PPH	TPY
Regulated Pollutants other than Criteria and HAP	Potential Emissions	
	PPH	TPY

List the method(s) used to calculate the potential emissions (include dates of any stack tests conducted, versions of software used, source and dates of emission factors, etc.).

Emissions from this Emission Group are assigned to the major emitting process equipment. Emissions are calculated assuming 8760 hours of operation for most equipment. Emergency equipment emissions are based on 500 hours per year. Highest emitting products were chosen for each emission group, utilizing MON MACT standard batch requirements when appropriate. For tanks the highest throughput in the last three years was increased three times. This was the basis for the PTE. Emissions were calculated using ChemCAD, Essential EHS, Emission Master and/or other appropriate emission estimation models or calculation methodologies (USEPA's TANKS 4.0, WATER9, etc.). Methods take into account stack test results as appropriate.

Applicable Requirements ***T-1849***

List all applicable requirements for this emission unit. For each applicable requirement, include the underlying rule/regulation citation and/or construction permit with the condition number. (*Note: Title V permit condition numbers alone are not the underlying applicable requirements*). If an emission limit is calculated based on the type of source and design capacity or if a standard is based on a design parameter, this information should also be included.

Emission Limits - 6.1.17, 6.1.18, 6.1.19, ; ; 45CSR34, ; 40CFR63 Subpart FFFF,

Opacity Limits - NA

Operational Limits - 6.1.20, 6.1.22, 6.1.23, 6.1.24, ; ; 45CSR34, ; 40CFR63 Subpart FFFF,

X Permit Shield

For all applicable requirements listed above, provide monitoring/testing/recordkeeping/reporting which shall be used to demonstrate compliance. If the method is based on a permit or rule, include the condition number or citation. (Note: Each requirement listed above must have an associated method of demonstrating compliance. If there is not already a required method in place, then a method must be proposed.)

Emission Limits - NA, ;

Opacity Limits - NA;

Operational Limits - 6.1.7, ; 4.1.3, ; 45CSR34,; 40CFR63 Subpart FFFF,

Are you in compliance with all applicable requirements for this emission unit? X Yes ___No

If no, complete the **Schedule of Compliance Form** as **ATTACHMENT F**.

ATTACHMENT E - Emission Unit Form

Emission Unit Description		*Emission Group 356*
Emission unit ID number: T-1850	**Emission unit name:** Tank	**List any control devices associated with this emission unit:** E-1537

Provide a description of the emission unit (type, method of operation, design parameters, etc.):

Tank

Manufacturer: In House	**Model number:** NA	**Serial number:** NA
Construction date: 1996	**Installation date:**	**Modification date(s):**

Design Capacity (examples: furnaces - tons/hr, tanks - gallons):

<20,000

Maximum Hourly Throughput: See Potential Emissions estimation method	**Maximum Annual Throughput:**	**Maximum Operating Schedule:** 8760

Fuel Usage Data **(fill out all applicable fields)**

Does this emission unit combust fuel? ___ Yes ___X No	**If yes, is it?** ___ Indirect Fired ___ Direct Fired
Maximum design heat input and/or maximum horsepower rating:	**Type and Btu/hr rating of burners:**

List the primary fuel type(s) and if applicable, the secondary fuel type(s). For each fuel type listed, provide the maximum hourly and annual fuel usage for each.

Describe each fuel expected to be used during the term of the permit.

Fuel Type	Max. Sulfur Content	Max. Ash Content	BTU Value

Emissions Data	***T-1850***	
Criteria Pollutants	Potential Emissions	
	PPH	TPY
Carbon Monoxide (CO)		
Nitrogen Oxides (NO_X)		
Lead (Pb)		
Particulate Matter ($PM_{2.5}$)		
Particulate Matter (PM_{10})		
Total Particulate Matter (TSP)		
Sulfur Dioxide (SO_2)		
Volatile Organic Compounds (VOC)		
Hazardous Air Pollutants	Potential Emissions	
	PPH	TPY
Regulated Pollutants other than Criteria and HAP	Potential Emissions	
	PPH	TPY

List the method(s) used to calculate the potential emissions (include dates of any stack tests conducted, versions of software used, source and dates of emission factors, etc.).

Emissions from this Emission Group are assigned to the major emitting process equipment. Emissions are calculated assuming 8760 hours of operation for most equipment. Emergency equipment emissions are based on 500 hours per year. Highest emitting products were chosen for each emission group, utilizing MON MACT standard batch requirements when appropriate. For tanks the highest throughput in the last three years was increased three times. This was the basis for the PTE. Emissions were calculated using ChemCAD, Essential EHS, Emission Master and/or other appropriate emission estimation models or calculation methodologies (USEPA's TANKS 4.0, WATER9, etc.). Methods take into account stack test results as appropriate.

Applicable Requirements ***T-1850***

List all applicable requirements for this emission unit. For each applicable requirement, include the underlying rule/regulation citation and/or construction permit with the condition number. (*Note: Title V permit condition numbers alone are not the underlying applicable requirements*). If an emission limit is calculated based on the type of source and design capacity or if a standard is based on a design parameter, this information should also be included.

Emission Limits - 6.1.17, 6.1.18, 6.1.19, ; ; 45CSR34, ; 40CFR63 Subpart FFFF,

Opacity Limits - NA

Operational Limits - 6.1.20, 6.1.22, 6.1.23, 6.1.24, ; ; 45CSR34, ; 40CFR63 Subpart FFFF,

X Permit Shield

For all applicable requirements listed above, provide monitoring/testing/recordkeeping/reporting which shall be used to demonstrate compliance. If the method is based on a permit or rule, include the condition number or citation. (Note: Each requirement listed above must have an associated method of demonstrating compliance. If there is not already a required method in place, then a method must be proposed.)

Emission Limits - NA, ;

Opacity Limits - NA;

Operational Limits - 6.1.7, ; 4.1.3, ; 45CSR34,; 40CFR63 Subpart FFFF,

Are you in compliance with all applicable requirements for this emission unit? X Yes ___No

If no, complete the **Schedule of Compliance Form** as **ATTACHMENT F**.

ATTACHMENT E - Emission Unit Form

Emission Unit Description		*Emission Group 356*
Emission unit ID number: T-1852B	**Emission unit name:** Tank	**List any control devices associated with this emission unit:** NONE

Provide a description of the emission unit (type, method of operation, design parameters, etc.):

Tank

Manufacturer:	**Model number:**	**Serial number:**
In House	NA	NA
Construction date: 1996	**Installation date:**	**Modification date(s):**

Design Capacity (examples: furnaces - tons/hr, tanks - gallons):

<20,000

Maximum Hourly Throughput:	**Maximum Annual Throughput:**	**Maximum Operating Schedule:**
See Potential Emissions estimation method		8760

Fuel Usage Data **(fill out all applicable fields)**

Does this emission unit combust fuel? ___ Yes ___X No	**If yes, is it?** ___ Indirect Fired ___ Direct Fired
Maximum design heat input and/or maximum horsepower rating:	**Type and Btu/hr rating of burners:**

List the primary fuel type(s) and if applicable, the secondary fuel type(s). For each fuel type listed, provide the maximum hourly and annual fuel usage for each.

Describe each fuel expected to be used during the term of the permit.

Fuel Type	Max. Sulfur Content	Max. Ash Content	BTU Value

Emissions Data ***T-1852B***

Criteria Pollutants	Potential Emissions	
	PPH	TPY
Carbon Monoxide (CO)		
Nitrogen Oxides (NO_X)		
Lead (Pb)		
Particulate Matter ($PM_{2.5}$)		
Particulate Matter (PM_{10})		
Total Particulate Matter (TSP)		
Sulfur Dioxide (SO_2)		
Volatile Organic Compounds (VOC)		

Hazardous Air Pollutants	Potential Emissions	
	PPH	TPY

Regulated Pollutants other than Criteria and HAP	Potential Emissions	
	PPH	TPY

List the method(s) used to calculate the potential emissions (include dates of any stack tests conducted, versions of software used, source and dates of emission factors, etc.).

Emissions from this Emission Group are assigned to the major emitting process equipment. Emissions are calculated assuming 8760 hours of operation for most equipment. Emergency equipment emissions are based on 500 hours per year. Highest emitting products were chosen for each emission group, utilizing MON MACT standard batch requirements when appropriate. For tanks the highest throughput in the last three years was increased three times. This was the basis for the PTE. Emissions were calculated using ChemCAD, Essential EHS, Emission Master and/or other appropriate emission estimation models or calculation methodologies (USEPA's TANKS 4.0, WATER9, etc.). Methods take into account stack test results as appropriate.

Applicable Requirements ***T-1852B***

List all applicable requirements for this emission unit. For each applicable requirement, include the underlying rule/regulation citation and/or construction permit with the condition number. (*Note: Title V permit condition numbers alone are not the underlying applicable requirements*). If an emission limit is calculated based on the type of source and design capacity or if a standard is based on a design parameter, this information should also be included.

Emission Limits - 6.1.17, 6.1.18, 6.1.19, ; ; 45CSR34, ; 40CFR63 Subpart FFFF,

Opacity Limits - NA

Operational Limits - 6.1.20, 6.1.22, 6.1.23, 6.1.24, ; ; 45CSR34, ; 40CFR63 Subpart FFFF,

X Permit Shield

For all applicable requirements listed above, provide monitoring/testing/recordkeeping/reporting which shall be used to demonstrate compliance. If the method is based on a permit or rule, include the condition number or citation. (Note: Each requirement listed above must have an associated method of demonstrating compliance. If there is not already a required method in place, then a method must be proposed.)

Emission Limits - NA, ;

Opacity Limits - NA;

Operational Limits - 6.1.7, ; 4.1.3, ; 45CSR34,; 40CFR63 Subpart FFFF,

Are you in compliance with all applicable requirements for this emission unit? X Yes ___No

If no, complete the **Schedule of Compliance Form** as **ATTACHMENT F**.

ATTACHMENT E - Emission Unit Form

Emission Unit Description		*Emission Group 356*
Emission unit ID number: T-1852T	**Emission unit name:** Tank	**List any control devices associated with this emission unit:** NONE

Provide a description of the emission unit (type, method of operation, design parameters, etc.):

Tank

Manufacturer:	**Model number:**	**Serial number:**
In House	NA	NA
Construction date: 1996	**Installation date:**	**Modification date(s):**

Design Capacity (examples: furnaces - tons/hr, tanks - gallons):

<20,000

Maximum Hourly Throughput:	**Maximum Annual Throughput:**	**Maximum Operating Schedule:**
See Potential Emissions estimation method		8760

Fuel Usage Data **(fill out all applicable fields)**

Does this emission unit combust fuel? ___ Yes ___X No	**If yes, is it?** ___ Indirect Fired ___ Direct Fired
Maximum design heat input and/or maximum horsepower rating:	**Type and Btu/hr rating of burners:**

List the primary fuel type(s) and if applicable, the secondary fuel type(s). For each fuel type listed, provide the maximum hourly and annual fuel usage for each.

Describe each fuel expected to be used during the term of the permit.

Fuel Type	Max. Sulfur Content	Max. Ash Content	BTU Value

Emissions Data	***T-1852T***	
Criteria Pollutants	Potential Emissions	
	PPH	TPY
Carbon Monoxide (CO)		
Nitrogen Oxides (NO_X)		
Lead (Pb)		
Particulate Matter ($PM_{2.5}$)		
Particulate Matter (PM_{10})		
Total Particulate Matter (TSP)		
Sulfur Dioxide (SO_2)		
Volatile Organic Compounds (VOC)		
Hazardous Air Pollutants	Potential Emissions	
	PPH	TPY
Regulated Pollutants other than Criteria and HAP	Potential Emissions	
	PPH	TPY

List the method(s) used to calculate the potential emissions (include dates of any stack tests conducted, versions of software used, source and dates of emission factors, etc.).

Emissions from this Emission Group are assigned to the major emitting process equipment. Emissions are calculated assuming 8760 hours of operation for most equipment. Emergency equipment emissions are based on 500 hours per year. Highest emitting products were chosen for each emission group, utilizing MON MACT standard batch requirements when appropriate. For tanks the highest throughput in the last three years was increased three times. This was the basis for the PTE. Emissions were calculated using ChemCAD, Essential EHS, Emission Master and/or other appropriate emission estimation models or calculation methodologies (USEPA's TANKS 4.0, WATER9, etc.). Methods take into account stack test results as appropriate.

Applicable Requirements ***T-1852T***

List all applicable requirements for this emission unit. For each applicable requirement, include the underlying rule/regulation citation and/or construction permit with the condition number. (*Note: Title V permit condition numbers alone are not the underlying applicable requirements*). If an emission limit is calculated based on the type of source and design capacity or if a standard is based on a design parameter, this information should also be included.

Emission Limits - 6.1.17, 6.1.18, 6.1.19, ; ; 45CSR34, ; 40CFR63 Subpart FFFF,

Opacity Limits - NA

Operational Limits - 6.1.20, 6.1.22, 6.1.23, 6.1.24, ; ; 45CSR34, ; 40CFR63 Subpart FFFF,

X Permit Shield

For all applicable requirements listed above, provide monitoring/testing/recordkeeping/reporting which shall be used to demonstrate compliance. If the method is based on a permit or rule, include the condition number or citation. (Note: Each requirement listed above must have an associated method of demonstrating compliance. If there is not already a required method in place, then a method must be proposed.)

Emission Limits - NA, ;

Opacity Limits - NA;

Operational Limits - 6.1.7, ; 4.1.3, ; 45CSR34,; 40CFR63 Subpart FFFF,

Are you in compliance with all applicable requirements for this emission unit? X Yes ___No

If no, complete the **Schedule of Compliance Form** as **ATTACHMENT F**.

ATTACHMENT E - Emission Unit Form

Emission Unit Description		*Emission Group 356*
Emission unit ID number: T-1854	**Emission unit name:** Tank	**List any control devices associated with this emission unit:** NONE

Provide a description of the emission unit (type, method of operation, design parameters, etc.):

Tank

Manufacturer: In House	**Model number:** NA	**Serial number:** NA
Construction date: 1996	**Installation date:**	**Modification date(s):**

Design Capacity (examples: furnaces - tons/hr, tanks - gallons):

50000

Maximum Hourly Throughput: See Potential Emissions estimation method	**Maximum Annual Throughput:**	**Maximum Operating Schedule:** 8760

Fuel Usage Data **(fill out all applicable fields)**

Does this emission unit combust fuel? ___ Yes ___X No	**If yes, is it?** ___ Indirect Fired ___ Direct Fired
Maximum design heat input and/or maximum horsepower rating:	**Type and Btu/hr rating of burners:**

List the primary fuel type(s) and if applicable, the secondary fuel type(s). For each fuel type listed, provide the maximum hourly and annual fuel usage for each.

Describe each fuel expected to be used during the term of the permit.

Fuel Type	Max. Sulfur Content	Max. Ash Content	BTU Value

Emissions Data ***T-1854***

Criteria Pollutants	Potential Emissions	
	PPH	TPY
Carbon Monoxide (CO)		
Nitrogen Oxides (NO_X)		
Lead (Pb)		
Particulate Matter ($PM_{2.5}$)		
Particulate Matter (PM_{10})		
Total Particulate Matter (TSP)		
Sulfur Dioxide (SO_2)		
Volatile Organic Compounds (VOC)		

Hazardous Air Pollutants	Potential Emissions	
	PPH	TPY

Regulated Pollutants other than Criteria and HAP	Potential Emissions	
	PPH	TPY

List the method(s) used to calculate the potential emissions (include dates of any stack tests conducted, versions of software used, source and dates of emission factors, etc.).

Emissions from this Emission Group are assigned to the major emitting process equipment. Emissions are calculated assuming 8760 hours of operation for most equipment. Emergency equipment emissions are based on 500 hours per year. Highest emitting products were chosen for each emission group, utilizing MON MACT standard batch requirements when appropriate. For tanks the highest throughput in the last three years was increased three times. This was the basis for the PTE. Emissions were calculated using ChemCAD, Essential EHS, Emission Master and/or other appropriate emission estimation models or calculation methodologies (USEPA's TANKS 4.0, WATER9, etc.). Methods take into account stack test results as appropriate.

Applicable Requirements ***T-1854***

List all applicable requirements for this emission unit. For each applicable requirement, include the underlying rule/regulation citation and/or construction permit with the condition number. (*Note: Title V permit condition numbers alone are not the underlying applicable requirements*). If an emission limit is calculated based on the type of source and design capacity or if a standard is based on a design parameter, this information should also be included.

Emission Limits - 6.1.17, 6.1.18, 6.1.19, ; ; 45CSR34, ; 40CFR63 Subpart FFFF,

Opacity Limits - NA

Operational Limits - 6.1.20, 6.1.22, 6.1.23, 6.1.24, ; ; 45CSR34, ; 40CFR63 Subpart FFFF,

X Permit Shield

For all applicable requirements listed above, provide monitoring/testing/recordkeeping/reporting which shall be used to demonstrate compliance. If the method is based on a permit or rule, include the condition number or citation. (Note: Each requirement listed above must have an associated method of demonstrating compliance. If there is not already a required method in place, then a method must be proposed.)

Emission Limits - NA, ;

Opacity Limits - NA;

Operational Limits - 6.1.7, ; 4.1.3, ; 45CSR34,; 40CFR63 Subpart FFFF,

Are you in compliance with all applicable requirements for this emission unit? X Yes ___No

If no, complete the **Schedule of Compliance Form** as **ATTACHMENT F**.

ATTACHMENT E - Emission Unit Form

Emission Unit Description		*Emission Group 405*
Emission unit ID number: C-67	**Emission unit name:** Vacuum Ejectors	**List any control devices associated with this emission unit:** NONE

Provide a description of the emission unit (type, method of operation, design parameters, etc.):

Vacuum Ejectors

Manufacturer:	**Model number:**	**Serial number:**
In House	NA	NA
Construction date:	**Installation date:**	**Modification date(s):**

Design Capacity (examples: furnaces - tons/hr, tanks - gallons):

Maximum Hourly Throughput:	**Maximum Annual Throughput:**	**Maximum Operating Schedule:**
See Potential Emissions estimation method		8760

Fuel Usage Data **(fill out all applicable fields)**

Does this emission unit combust fuel? ___ Yes ___X No	**If yes, is it?** ___ Indirect Fired ___ Direct Fired
Maximum design heat input and/or maximum horsepower rating:	**Type and Btu/hr rating of burners:**

List the primary fuel type(s) and if applicable, the secondary fuel type(s). For each fuel type listed, provide the maximum hourly and annual fuel usage for each.

Describe each fuel expected to be used during the term of the permit.

Fuel Type	Max. Sulfur Content	Max. Ash Content	BTU Value

Emissions Data ***C-67***

Criteria Pollutants	Potential Emissions	
	PPH	TPY
Carbon Monoxide (CO)		
Nitrogen Oxides (NO_X)		
Lead (Pb)		
Particulate Matter ($PM_{2.5}$)		
Particulate Matter (PM_{10})		
Total Particulate Matter (TSP)		
Sulfur Dioxide (SO_2)		
Volatile Organic Compounds (VOC)		

Hazardous Air Pollutants	Potential Emissions	
	PPH	TPY

Regulated Pollutants other than Criteria and HAP	Potential Emissions	
	PPH	TPY

List the method(s) used to calculate the potential emissions (include dates of any stack tests conducted, versions of software used, source and dates of emission factors, etc.).

Emissions from this Emission Group are assigned to the major emitting process equipment. Emissions are calculated assuming 8760 hours of operation for most equipment. Emergency equipment emissions are based on 500 hours per year. Highest emitting products were chosen for each emission group, utilizing MON MACT standard batch requirements when appropriate. For tanks the highest throughput in the last three years was increased three times. This was the basis for the PTE. Emissions were calculated using ChemCAD, Essential EHS, Emission Master and/or other appropriate emission estimation models or calculation methodologies (USEPA's TANKS 4.0, WATER9, etc.). Methods take into account stack test results as appropriate.

Applicable Requirements ***C-67***

List all applicable requirements for this emission unit. For each applicable requirement, include the underlying rule/regulation citation and/or construction permit with the condition number. (*Note: Title V permit condition numbers alone are not the underlying applicable requirements*). If an emission limit is calculated based on the type of source and design capacity or if a standard is based on a design parameter, this information should also be included.

Emission Limits - 7.1.4, ; ; 45CSR34, ; 40CFR63 Subpart FFFF,

Opacity Limits - NA

Operational Limits - 7.1.6, ; ; 45CSR34, ; 40CFR63.2480,

X Permit Shield

For all applicable requirements listed above, provide monitoring/testing/recordkeeping/reporting which shall be used to demonstrate compliance. If the method is based on a permit or rule, include the condition number or citation. (Note: Each requirement listed above must have an associated method of demonstrating compliance. If there is not already a required method in place, then a method must be proposed.)

Emission Limits - NA, ;

Opacity Limits - NA;

Operational Limits - 7.2.3, ; ; 45CSR34,; 40CFR63 Subpart FFFF,

Are you in compliance with all applicable requirements for this emission unit? X Yes ___No

If no, complete the **Schedule of Compliance Form** as **ATTACHMENT F**.

ATTACHMENT E - Emission Unit Form

Emission Unit Description		*Emission Group 405*
Emission unit ID number: H-382	**Emission unit name:** Water Condenser	**List any control devices associated with this emission unit:** C-65

Provide a description of the emission unit (type, method of operation, design parameters, etc.):

Water Condenser

Manufacturer:	**Model number:**	**Serial number:**
In House	NA	NA
Construction date:	**Installation date:**	**Modification date(s):**

Design Capacity (examples: furnaces - tons/hr, tanks - gallons):

Maximum Hourly Throughput:	**Maximum Annual Throughput:**	**Maximum Operating Schedule:**
See Potential Emissions estimation method		8760

Fuel Usage Data **(fill out all applicable fields)**

Does this emission unit combust fuel? ___ Yes ___X No	**If yes, is it?** ___ Indirect Fired ___ Direct Fired
Maximum design heat input and/or maximum horsepower rating:	**Type and Btu/hr rating of burners:**

List the primary fuel type(s) and if applicable, the secondary fuel type(s). For each fuel type listed, provide the maximum hourly and annual fuel usage for each.

Describe each fuel expected to be used during the term of the permit.

Fuel Type	Max. Sulfur Content	Max. Ash Content	BTU Value

Emissions Data ***H-382***

Criteria Pollutants	Potential Emissions	
	PPH	TPY
Carbon Monoxide (CO)		
Nitrogen Oxides (NO_X)		
Lead (Pb)		
Particulate Matter ($PM_{2.5}$)		
Particulate Matter (PM_{10})		
Total Particulate Matter (TSP)		
Sulfur Dioxide (SO_2)		
Volatile Organic Compounds (VOC)		

Hazardous Air Pollutants	Potential Emissions	
	PPH	TPY

Regulated Pollutants other than Criteria and HAP	Potential Emissions	
	PPH	TPY

List the method(s) used to calculate the potential emissions (include dates of any stack tests conducted, versions of software used, source and dates of emission factors, etc.).

Emissions from this Emission Group are assigned to the major emitting process equipment. Emissions are calculated assuming 8760 hours of operation for most equipment. Emergency equipment emissions are based on 500 hours per year. Highest emitting products were chosen for each emission group, utilizing MON MACT standard batch requirements when appropriate. For tanks the highest throughput in the last three years was increased three times. This was the basis for the PTE. Emissions were calculated using ChemCAD, Essential EHS, Emission Master and/or other appropriate emission estimation models or calculation methodologies (USEPA's TANKS 4.0, WATER9, etc.). Methods take into account stack test results as appropriate.

Applicable Requirements ***H-382***

List all applicable requirements for this emission unit. For each applicable requirement, include the underlying rule/regulation citation and/or construction permit with the condition number. (*Note: Title V permit condition numbers alone are not the underlying applicable requirements*). If an emission limit is calculated based on the type of source and design capacity or if a standard is based on a design parameter, this information should also be included.

Emission Limits - 7.1.4, ; ; 45CSR34, ; 40CFR63 Subpart FFFF,

Opacity Limits - NA

Operational Limits - 7.1.6, ; ; 45CSR34, ; 40CFR63.2480,

X Permit Shield

For all applicable requirements listed above, provide monitoring/testing/recordkeeping/reporting which shall be used to demonstrate compliance. If the method is based on a permit or rule, include the condition number or citation. (Note: Each requirement listed above must have an associated method of demonstrating compliance. If there is not already a required method in place, then a method must be proposed.)

Emission Limits - NA, ;

Opacity Limits - NA;

Operational Limits - 7.2.3, ; ; 45CSR34,; 40CFR63 Subpart FFFF,

Are you in compliance with all applicable requirements for this emission unit? X Yes ___No

If no, complete the **Schedule of Compliance Form** as **ATTACHMENT F**.

ATTACHMENT E - Emission Unit Form

Emission Unit Description		*Emission Group 405*
Emission unit ID number: H-524	**Emission unit name:** Brine Condenser	**List any control devices associated with this emission unit:** C-65

Provide a description of the emission unit (type, method of operation, design parameters, etc.):

Brine Condenser

Manufacturer:	**Model number:**	**Serial number:**
In House	NA	NA
Construction date:	**Installation date:**	**Modification date(s):**

Design Capacity (examples: furnaces - tons/hr, tanks - gallons):

Maximum Hourly Throughput:	**Maximum Annual Throughput:**	**Maximum Operating Schedule:**
See Potential Emissions estimation method		8760

Fuel Usage Data **(fill out all applicable fields)**

Does this emission unit combust fuel? ___ Yes ___X No	**If yes, is it?** ___ Indirect Fired ___ Direct Fired
Maximum design heat input and/or maximum horsepower rating:	**Type and Btu/hr rating of burners:**

List the primary fuel type(s) and if applicable, the secondary fuel type(s). For each fuel type listed, provide the maximum hourly and annual fuel usage for each.

Describe each fuel expected to be used during the term of the permit.

Fuel Type	Max. Sulfur Content	Max. Ash Content	BTU Value

Emissions Data ***H-524***

Criteria Pollutants	Potential Emissions	
	PPH	TPY
Carbon Monoxide (CO)		
Nitrogen Oxides (NO_X)		
Lead (Pb)		
Particulate Matter ($PM_{2.5}$)		
Particulate Matter (PM_{10})		
Total Particulate Matter (TSP)		
Sulfur Dioxide (SO_2)		
Volatile Organic Compounds (VOC)		

Hazardous Air Pollutants	Potential Emissions	
	PPH	TPY

Regulated Pollutants other than Criteria and HAP	Potential Emissions	
	PPH	TPY

List the method(s) used to calculate the potential emissions (include dates of any stack tests conducted, versions of software used, source and dates of emission factors, etc.).

Emissions from this Emission Group are assigned to the major emitting process equipment. Emissions are calculated assuming 8760 hours of operation for most equipment. Emergency equipment emissions are based on 500 hours per year. Highest emitting products were chosen for each emission group, utilizing MON MACT standard batch requirements when appropriate. For tanks the highest throughput in the last three years was increased three times. This was the basis for the PTE. Emissions were calculated using ChemCAD, Essential EHS, Emission Master and/or other appropriate emission estimation models or calculation methodologies (USEPA's TANKS 4.0, WATER9, etc.). Methods take into account stack test results as appropriate.

Applicable Requirements ***H-524***

List all applicable requirements for this emission unit. For each applicable requirement, include the underlying rule/regulation citation and/or construction permit with the condition number. (*Note: Title V permit condition numbers alone are not the underlying applicable requirements*). If an emission limit is calculated based on the type of source and design capacity or if a standard is based on a design parameter, this information should also be included.

Emission Limits - 7.1.4, ; ; 45CSR34, ; 40CFR63 Subpart FFFF,

Opacity Limits - NA

Operational Limits - 7.1.6, ; ; 45CSR34, ; 40CFR63.2480,

X Permit Shield

For all applicable requirements listed above, provide monitoring/testing/recordkeeping/reporting which shall be used to demonstrate compliance. If the method is based on a permit or rule, include the condition number or citation. (Note: Each requirement listed above must have an associated method of demonstrating compliance. If there is not already a required method in place, then a method must be proposed.)

Emission Limits - NA, ;

Opacity Limits - NA;

Operational Limits - 7.2.3, ; ; 45CSR34,; 40CFR63 Subpart FFFF,

Are you in compliance with all applicable requirements for this emission unit? X Yes ___No

If no, complete the **Schedule of Compliance Form** as **ATTACHMENT F**.

ATTACHMENT E - Emission Unit Form

Emission Unit Description		*Emission Group 405*
Emission unit ID number: K-18	**Emission unit name:** Reactor	**List any control devices associated with this emission unit:** C-65
Provide a description of the emission unit (type, method of operation, design parameters, etc.): Reactor		
Manufacturer: In House	**Model number:** NA	**Serial number:** NA
Construction date:	**Installation date:**	**Modification date(s):**
Design Capacity (examples: furnaces - tons/hr, tanks - gallons):		
Maximum Hourly Throughput: See Potential Emissions estimation method	**Maximum Annual Throughput:**	**Maximum Operating Schedule:** 8760
Fuel Usage Data **(fill out all applicable fields)**		
Does this emission unit combust fuel? ___ Yes ___X No		**If yes, is it?** ___ Indirect Fired ___ Direct Fired
Maximum design heat input and/or maximum horsepower rating:		**Type and Btu/hr rating of burners:**
List the primary fuel type(s) and if applicable, the secondary fuel type(s). For each fuel type listed, provide the maximum hourly and annual fuel usage for each.		

Describe each fuel expected to be used during the term of the permit.

Fuel Type	Max. Sulfur Content	Max. Ash Content	BTU Value

Emissions Data ***K-18***

Criteria Pollutants	Potential Emissions	
	PPH	TPY
Carbon Monoxide (CO)		
Nitrogen Oxides (NO_X)		
Lead (Pb)		
Particulate Matter ($PM_{2.5}$)		
Particulate Matter (PM_{10})		
Total Particulate Matter (TSP)		
Sulfur Dioxide (SO_2)		
Volatile Organic Compounds (VOC)	2.95	12.90

Hazardous Air Pollutants	Potential Emissions	
	PPH	TPY
Propionaldehyde	1.80	7.90
Toluene	1.14	5.00

Regulated Pollutants other than Criteria and HAP	Potential Emissions	
	PPH	TPY

List the method(s) used to calculate the potential emissions (include dates of any stack tests conducted, versions of software used, source and dates of emission factors, etc.).

Emissions from this Emission Group are assigned to the major emitting process equipment. Emissions are calculated assuming 8760 hours of operation for most equipment. Emergency equipment emissions are based on 500 hours per year. Highest emitting products were chosen for each emission group, utilizing MON MACT standard batch requirements when appropriate. For tanks the highest throughput in the last three years was increased three times. This was the basis for the PTE. Emissions were calculated using ChemCAD, Essential EHS, Emission Master and/or other appropriate emission estimation models or calculation methodologies (USEPA's TANKS 4.0, WATER9, etc.). Methods take into account stack test results as appropriate.

Applicable Requirements ***K-18***

List all applicable requirements for this emission unit. For each applicable requirement, include the underlying rule/regulation citation and/or construction permit with the condition number. (*Note: Title V permit condition numbers alone are not the underlying applicable requirements*). If an emission limit is calculated based on the type of source and design capacity or if a standard is based on a design parameter, this information should also be included.

Emission Limits - 7.1.4, ; ; 45CSR34, ; 40CFR63 Subpart FFFF,

Opacity Limits - NA

Operational Limits - 7.1.6, ; ; 45CSR34, ; 40CFR63.2480,

X Permit Shield

For all applicable requirements listed above, provide monitoring/testing/recordkeeping/reporting which shall be used to demonstrate compliance. If the method is based on a permit or rule, include the condition number or citation. (Note: Each requirement listed above must have an associated method of demonstrating compliance. If there is not already a required method in place, then a method must be proposed.)

Emission Limits - NA, ;

Opacity Limits - NA;

Operational Limits - 7.2.3, ; ; 45CSR34,; 40CFR63 Subpart FFFF,

Are you in compliance with all applicable requirements for this emission unit? X Yes ___No

If no, complete the **Schedule of Compliance Form** as **ATTACHMENT F**.

ATTACHMENT E - Emission Unit Form

Emission Unit Description		*Emission Group 405*
Emission unit ID number: S-36	**Emission unit name:** Distillation Column	**List any control devices associated with this emission unit:** C-65
Provide a description of the emission unit (type, method of operation, design parameters, etc.): Distillation Column		
Manufacturer: In House	**Model number:** NA	**Serial number:** NA
Construction date:	**Installation date:**	**Modification date(s):**
Design Capacity (examples: furnaces - tons/hr, tanks - gallons):		
Maximum Hourly Throughput: See Potential Emissions estimation method	**Maximum Annual Throughput:**	**Maximum Operating Schedule:** 8760
Fuel Usage Data **(fill out all applicable fields)**		
Does this emission unit combust fuel? ___ Yes ___X No		**If yes, is it?** ___ Indirect Fired ___ Direct Fired
Maximum design heat input and/or maximum horsepower rating:		**Type and Btu/hr rating of burners:**
List the primary fuel type(s) and if applicable, the secondary fuel type(s). For each fuel type listed, provide the maximum hourly and annual fuel usage for each.		

Describe each fuel expected to be used during the term of the permit.

Fuel Type	Max. Sulfur Content	Max. Ash Content	BTU Value

Emissions Data ***S-36***

Criteria Pollutants	Potential Emissions	
	PPH	TPY
Carbon Monoxide (CO)		
Nitrogen Oxides (NO_X)		
Lead (Pb)		
Particulate Matter ($PM_{2.5}$)		
Particulate Matter (PM_{10})		
Total Particulate Matter (TSP)		
Sulfur Dioxide (SO_2)		
Volatile Organic Compounds (VOC)		

Hazardous Air Pollutants	Potential Emissions	
	PPH	TPY

Regulated Pollutants other than Criteria and HAP	Potential Emissions	
	PPH	TPY

List the method(s) used to calculate the potential emissions (include dates of any stack tests conducted, versions of software used, source and dates of emission factors, etc.).

Emissions from this Emission Group are assigned to the major emitting process equipment. Emissions are calculated assuming 8760 hours of operation for most equipment. Emergency equipment emissions are based on 500 hours per year. Highest emitting products were chosen for each emission group, utilizing MON MACT standard batch requirements when appropriate. For tanks the highest throughput in the last three years was increased three times. This was the basis for the PTE. Emissions were calculated using ChemCAD, Essential EHS, Emission Master and/or other appropriate emission estimation models or calculation methodologies (USEPA's TANKS 4.0, WATER9, etc.). Methods take into account stack test results as appropriate.

Applicable Requirements ***S-36***

List all applicable requirements for this emission unit. For each applicable requirement, include the underlying rule/regulation citation and/or construction permit with the condition number. (*Note: Title V permit condition numbers alone are not the underlying applicable requirements*). If an emission limit is calculated based on the type of source and design capacity or if a standard is based on a design parameter, this information should also be included.

Emission Limits - 7.1.4, ; ; 45CSR34, ; 40CFR63 Subpart FFFF,

Opacity Limits - NA

Operational Limits - 7.1.6, ; ; 45CSR34, ; 40CFR63.2480,

X Permit Shield

For all applicable requirements listed above, provide monitoring/testing/recordkeeping/reporting which shall be used to demonstrate compliance. If the method is based on a permit or rule, include the condition number or citation. (Note: Each requirement listed above must have an associated method of demonstrating compliance. If there is not already a required method in place, then a method must be proposed.)

Emission Limits - NA, ;

Opacity Limits - NA;

Operational Limits - 7.2.3, ; ; 45CSR34,; 40CFR63 Subpart FFFF,

Are you in compliance with all applicable requirements for this emission unit? X Yes ___No

If no, complete the **Schedule of Compliance Form** as **ATTACHMENT F**.

ATTACHMENT E - Emission Unit Form

Emission Unit Description		*Emission Group 405*
Emission unit ID number: T-358	**Emission unit name:** Tank	**List any control devices associated with this emission unit:** C-65

Provide a description of the emission unit (type, method of operation, design parameters, etc.):

Tank

Manufacturer:	**Model number:**	**Serial number:**
In House	NA	NA
Construction date: 1957	**Installation date:**	**Modification date(s):**

Design Capacity (examples: furnaces - tons/hr, tanks - gallons):

<20,000

Maximum Hourly Throughput:	**Maximum Annual Throughput:**	**Maximum Operating Schedule:**
See Potential Emissions estimation method		8760

Fuel Usage Data **(fill out all applicable fields)**

Does this emission unit combust fuel? ___ Yes ___X No	**If yes, is it?** ___ Indirect Fired ___ Direct Fired
Maximum design heat input and/or maximum horsepower rating:	**Type and Btu/hr rating of burners:**

List the primary fuel type(s) and if applicable, the secondary fuel type(s). For each fuel type listed, provide the maximum hourly and annual fuel usage for each.

Describe each fuel expected to be used during the term of the permit.

Fuel Type	Max. Sulfur Content	Max. Ash Content	BTU Value

Emissions Data ***T-358***

Criteria Pollutants	Potential Emissions	
	PPH	TPY
Carbon Monoxide (CO)		
Nitrogen Oxides (NO_X)		
Lead (Pb)		
Particulate Matter ($PM_{2.5}$)		
Particulate Matter (PM_{10})		
Total Particulate Matter (TSP)		
Sulfur Dioxide (SO_2)		
Volatile Organic Compounds (VOC)		

Hazardous Air Pollutants	Potential Emissions	
	PPH	TPY

Regulated Pollutants other than Criteria and HAP	Potential Emissions	
	PPH	TPY

List the method(s) used to calculate the potential emissions (include dates of any stack tests conducted, versions of software used, source and dates of emission factors, etc.).

Emissions from this Emission Group are assigned to the major emitting process equipment. Emissions are calculated assuming 8760 hours of operation for most equipment. Emergency equipment emissions are based on 500 hours per year. Highest emitting products were chosen for each emission group, utilizing MON MACT standard batch requirements when appropriate. For tanks the highest throughput in the last three years was increased three times. This was the basis for the PTE. Emissions were calculated using ChemCAD, Essential EHS, Emission Master and/or other appropriate emission estimation models or calculation methodologies (USEPA's TANKS 4.0, WATER9, etc.). Methods take into account stack test results as appropriate.

Applicable Requirements ***T-358***

List all applicable requirements for this emission unit. For each applicable requirement, include the underlying rule/regulation citation and/or construction permit with the condition number. (*Note: Title V permit condition numbers alone are not the underlying applicable requirements*). If an emission limit is calculated based on the type of source and design capacity or if a standard is based on a design parameter, this information should also be included.

Emission Limits - 7.1.4, ; ; 45CSR34, ; 40CFR63 Subpart FFFF,

Opacity Limits - NA

Operational Limits - NA, ; ; ;

X Permit Shield

For all applicable requirements listed above, provide monitoring/testing/recordkeeping/reporting which shall be used to demonstrate compliance. If the method is based on a permit or rule, include the condition number or citation. (Note: Each requirement listed above must have an associated method of demonstrating compliance. If there is not already a required method in place, then a method must be proposed.)

Emission Limits - NA, ;

Opacity Limits - NA;

Operational Limits - 7.2.3, ; ; 45CSR34,; 40CFR63 Subpart FFFF,

Are you in compliance with all applicable requirements for this emission unit? X Yes ___No

If no, complete the **Schedule of Compliance Form** as **ATTACHMENT F**.

ATTACHMENT E - Emission Unit Form

Emission Unit Description		*Emission Group 405*
Emission unit ID number: T-373	**Emission unit name:** Tank	**List any control devices associated with this emission unit:** C-65

Provide a description of the emission unit (type, method of operation, design parameters, etc.):

Tank

Manufacturer: In House	**Model number:** NA	**Serial number:** NA
Construction date: 1950	**Installation date:**	**Modification date(s):**

Design Capacity (examples: furnaces - tons/hr, tanks - gallons):

<20,000

Maximum Hourly Throughput: See Potential Emissions estimation method	**Maximum Annual Throughput:**	**Maximum Operating Schedule:** 8760

Fuel Usage Data **(fill out all applicable fields)**

Does this emission unit combust fuel? ___ Yes ___X No	**If yes, is it?** ___ Indirect Fired ___ Direct Fired
Maximum design heat input and/or maximum horsepower rating:	**Type and Btu/hr rating of burners:**

List the primary fuel type(s) and if applicable, the secondary fuel type(s). For each fuel type listed, provide the maximum hourly and annual fuel usage for each.

Describe each fuel expected to be used during the term of the permit.

Fuel Type	Max. Sulfur Content	Max. Ash Content	BTU Value

Emissions Data	***T-373***	
Criteria Pollutants	Potential Emissions	
	PPH	TPY
Carbon Monoxide (CO)		
Nitrogen Oxides (NO_X)		
Lead (Pb)		
Particulate Matter ($PM_{2.5}$)		
Particulate Matter (PM_{10})		
Total Particulate Matter (TSP)		
Sulfur Dioxide (SO_2)		
Volatile Organic Compounds (VOC)		
Hazardous Air Pollutants	Potential Emissions	
	PPH	TPY
Regulated Pollutants other than Criteria and HAP	Potential Emissions	
	PPH	TPY

List the method(s) used to calculate the potential emissions (include dates of any stack tests conducted, versions of software used, source and dates of emission factors, etc.).

Emissions from this Emission Group are assigned to the major emitting process equipment. Emissions are calculated assuming 8760 hours of operation for most equipment. Emergency equipment emissions are based on 500 hours per year. Highest emitting products were chosen for each emission group, utilizing MON MACT standard batch requirements when appropriate. For tanks the highest throughput in the last three years was increased three times. This was the basis for the PTE. Emissions were calculated using ChemCAD, Essential EHS, Emission Master and/or other appropriate emission estimation models or calculation methodologies (USEPA's TANKS 4.0, WATER9, etc.). Methods take into account stack test results as appropriate.

Applicable Requirements ***T-373***

List all applicable requirements for this emission unit. For each applicable requirement, include the underlying rule/regulation citation and/or construction permit with the condition number. (*Note: Title V permit condition numbers alone are not the underlying applicable requirements*). If an emission limit is calculated based on the type of source and design capacity or if a standard is based on a design parameter, this information should also be included.

Emission Limits - 7.1.4, ; ; 45CSR34, ; 40CFR63 Subpart FFFF,

Opacity Limits - NA

Operational Limits - NA, ; ; ;

X Permit Shield

For all applicable requirements listed above, provide monitoring/testing/recordkeeping/reporting which shall be used to demonstrate compliance. If the method is based on a permit or rule, include the condition number or citation. (Note: Each requirement listed above must have an associated method of demonstrating compliance. If there is not already a required method in place, then a method must be proposed.)

Emission Limits - NA, ;

Opacity Limits - NA;

Operational Limits - 7.2.3, ; ; 45CSR34,; 40CFR63 Subpart FFFF,

Are you in compliance with all applicable requirements for this emission unit? X Yes ___No

If no, complete the **Schedule of Compliance Form** as **ATTACHMENT F**.

ATTACHMENT E - Emission Unit Form

Emission Unit Description		*Emission Group 405, 409, 412*
Emission unit ID number: T-365	**Emission unit name:** Tank	**List any control devices associated with this emission unit:** S-75
Provide a description of the emission unit (type, method of operation, design parameters, etc.): Tank		
Manufacturer: In House	**Model number:** NA	**Serial number:** NA
Construction date: 1952	**Installation date:**	**Modification date(s):**
Design Capacity (examples: furnaces - tons/hr, tanks - gallons): <20,000		
Maximum Hourly Throughput: See Potential Emissions estimation method	**Maximum Annual Throughput:**	**Maximum Operating Schedule:** 8760
Fuel Usage Data **(fill out all applicable fields)**		
Does this emission unit combust fuel? ___ Yes ___X No		**If yes, is it?** ___ Indirect Fired ___ Direct Fired
Maximum design heat input and/or maximum horsepower rating:		**Type and Btu/hr rating of burners:**
List the primary fuel type(s) and if applicable, the secondary fuel type(s). For each fuel type listed, provide the maximum hourly and annual fuel usage for each.		

Describe each fuel expected to be used during the term of the permit.

Fuel Type	Max. Sulfur Content	Max. Ash Content	BTU Value

Emissions Data ***T-365***

Criteria Pollutants	Potential Emissions	
	PPH	TPY
Carbon Monoxide (CO)		
Nitrogen Oxides (NO_X)		
Lead (Pb)		
Particulate Matter ($PM_{2.5}$)		
Particulate Matter (PM_{10})		
Total Particulate Matter (TSP)		
Sulfur Dioxide (SO_2)		
Volatile Organic Compounds (VOC)		

Hazardous Air Pollutants	Potential Emissions	
	PPH	TPY

Regulated Pollutants other than Criteria and HAP	Potential Emissions	
	PPH	TPY

List the method(s) used to calculate the potential emissions (include dates of any stack tests conducted, versions of software used, source and dates of emission factors, etc.).

Emissions from this Emission Group are assigned to the major emitting process equipment. Emissions are calculated assuming 8760 hours of operation for most equipment. Emergency equipment emissions are based on 500 hours per year. Highest emitting products were chosen for each emission group, utilizing MON MACT standard batch requirements when appropriate. For tanks the highest throughput in the last three years was increased three times. This was the basis for the PTE. Emissions were calculated using ChemCAD, Essential EHS, Emission Master and/or other appropriate emission estimation models or calculation methodologies (USEPA's TANKS 4.0, WATER9, etc.). Methods take into account stack test results as appropriate.

Applicable Requirements ***T-365***

List all applicable requirements for this emission unit. For each applicable requirement, include the underlying rule/regulation citation and/or construction permit with the condition number. (*Note: Title V permit condition numbers alone are not the underlying applicable requirements*). If an emission limit is calculated based on the type of source and design capacity or if a standard is based on a design parameter, this information should also be included.

Emission Limits - 7.1.4, ; ; 45CSR34, ; 40CFR63 Subpart FFFF,

Opacity Limits - NA

Operational Limits - NA, ; ; ;

X Permit Shield

For all applicable requirements listed above, provide monitoring/testing/recordkeeping/reporting which shall be used to demonstrate compliance. If the method is based on a permit or rule, include the condition number or citation. (Note: Each requirement listed above must have an associated method of demonstrating compliance. If there is not already a required method in place, then a method must be proposed.)

Emission Limits - NA, ;

Opacity Limits - NA;

Operational Limits - 7.2.3, ; ; 45CSR34,; 40CFR63 Subpart FFFF,

Are you in compliance with all applicable requirements for this emission unit? X Yes ___No

If no, complete the **Schedule of Compliance Form** as **ATTACHMENT F**.

ATTACHMENT E - Emission Unit Form

Emission Unit Description		*Emission Group 405, 409, 412*
Emission unit ID number: T-1693	**Emission unit name:** Tank	**List any control devices associated with this emission unit:** S-75
Provide a description of the emission unit (type, method of operation, design parameters, etc.): Tank		
Manufacturer: In House	**Model number:** NA	**Serial number:** NA
Construction date: 1989	**Installation date:**	**Modification date(s):**
Design Capacity (examples: furnaces - tons/hr, tanks - gallons): <20,000		
Maximum Hourly Throughput: See Potential Emissions estimation method	**Maximum Annual Throughput:**	**Maximum Operating Schedule:** 8760
Fuel Usage Data **(fill out all applicable fields)**		
Does this emission unit combust fuel? ___ Yes ___X No		**If yes, is it?** ___ Indirect Fired ___ Direct Fired
Maximum design heat input and/or maximum horsepower rating:		**Type and Btu/hr rating of burners:**
List the primary fuel type(s) and if applicable, the secondary fuel type(s). For each fuel type listed, provide the maximum hourly and annual fuel usage for each.		

Describe each fuel expected to be used during the term of the permit.

Fuel Type	Max. Sulfur Content	Max. Ash Content	BTU Value

Emissions Data ***T-1693***

Criteria Pollutants	Potential Emissions	
	PPH	TPY
Carbon Monoxide (CO)		
Nitrogen Oxides (NO_X)		
Lead (Pb)		
Particulate Matter ($PM_{2.5}$)		
Particulate Matter (PM_{10})		
Total Particulate Matter (TSP)		
Sulfur Dioxide (SO_2)		
Volatile Organic Compounds (VOC)		

Hazardous Air Pollutants	Potential Emissions	
	PPH	TPY

Regulated Pollutants other than Criteria and HAP	Potential Emissions	
	PPH	TPY

List the method(s) used to calculate the potential emissions (include dates of any stack tests conducted, versions of software used, source and dates of emission factors, etc.).

Emissions from this Emission Group are assigned to the major emitting process equipment. Emissions are calculated assuming 8760 hours of operation for most equipment. Emergency equipment emissions are based on 500 hours per year. Highest emitting products were chosen for each emission group, utilizing MON MACT standard batch requirements when appropriate. For tanks the highest throughput in the last three years was increased three times. This was the basis for the PTE. Emissions were calculated using ChemCAD, Essential EHS, Emission Master and/or other appropriate emission estimation models or calculation methodologies (USEPA's TANKS 4.0, WATER9, etc.). Methods take into account stack test results as appropriate.

Applicable Requirements ***T-1693***

List all applicable requirements for this emission unit. For each applicable requirement, include the underlying rule/regulation citation and/or construction permit with the condition number. (*Note: Title V permit condition numbers alone are not the underlying applicable requirements*). If an emission limit is calculated based on the type of source and design capacity or if a standard is based on a design parameter, this information should also be included.

Emission Limits - 7.1.4, ; ; 45CSR34, ; 40CFR63 Subpart FFFF,

Opacity Limits - NA

Operational Limits - NA, ; ; ;

X Permit Shield

For all applicable requirements listed above, provide monitoring/testing/recordkeeping/reporting which shall be used to demonstrate compliance. If the method is based on a permit or rule, include the condition number or citation. (Note: Each requirement listed above must have an associated method of demonstrating compliance. If there is not already a required method in place, then a method must be proposed.)

Emission Limits - NA, ;

Opacity Limits - NA;

Operational Limits - 7.2.3, ; ; 45CSR34,; 40CFR63 Subpart FFFF,

Are you in compliance with all applicable requirements for this emission unit? X Yes ___No

If no, complete the **Schedule of Compliance Form** as **ATTACHMENT F**.

ATTACHMENT E - Emission Unit Form

Emission Unit Description		*Emission Group 409*
Emission unit ID number: C-106	**Emission unit name:** Vacuum Ejectors	**List any control devices associated with this emission unit:** C-448

Provide a description of the emission unit (type, method of operation, design parameters, etc.):

Vacuum Ejectors

Manufacturer:	**Model number:**	**Serial number:**
In House	NA	NA
Construction date:	**Installation date:**	**Modification date(s):**

Design Capacity (examples: furnaces - tons/hr, tanks - gallons):

Maximum Hourly Throughput:	**Maximum Annual Throughput:**	**Maximum Operating Schedule:**
See Potential Emissions estimation method		8760

Fuel Usage Data **(fill out all applicable fields)**

Does this emission unit combust fuel? ___ Yes ___X No	**If yes, is it?** ___ Indirect Fired ___ Direct Fired
Maximum design heat input and/or maximum horsepower rating:	**Type and Btu/hr rating of burners:**

List the primary fuel type(s) and if applicable, the secondary fuel type(s). For each fuel type listed, provide the maximum hourly and annual fuel usage for each.

Describe each fuel expected to be used during the term of the permit.

Fuel Type	Max. Sulfur Content	Max. Ash Content	BTU Value

Emissions Data ***C-106***

Criteria Pollutants	Potential Emissions	
	PPH	TPY
Carbon Monoxide (CO)		
Nitrogen Oxides (NO_X)		
Lead (Pb)		
Particulate Matter ($PM_{2.5}$)		
Particulate Matter (PM_{10})		
Total Particulate Matter (TSP)		
Sulfur Dioxide (SO_2)		
Volatile Organic Compounds (VOC)		

Hazardous Air Pollutants	Potential Emissions	
	PPH	TPY

Regulated Pollutants other than Criteria and HAP	Potential Emissions	
	PPH	TPY

List the method(s) used to calculate the potential emissions (include dates of any stack tests conducted, versions of software used, source and dates of emission factors, etc.).

Emissions from this Emission Group are assigned to the major emitting process equipment. Emissions are calculated assuming 8760 hours of operation for most equipment. Emergency equipment emissions are based on 500 hours per year. Highest emitting products were chosen for each emission group, utilizing MON MACT standard batch requirements when appropriate. For tanks the highest throughput in the last three years was increased three times. This was the basis for the PTE. Emissions were calculated using ChemCAD, Essential EHS, Emission Master and/or other appropriate emission estimation models or calculation methodologies (USEPA's TANKS 4.0, WATER9, etc.). Methods take into account stack test results as appropriate.

Applicable Requirements ***C-106***

List all applicable requirements for this emission unit. For each applicable requirement, include the underlying rule/regulation citation and/or construction permit with the condition number. (*Note: Title V permit condition numbers alone are not the underlying applicable requirements*). If an emission limit is calculated based on the type of source and design capacity or if a standard is based on a design parameter, this information should also be included.

Emission Limits - 7.1.4, ; ; 45CSR34, ; 40CFR63 Subpart FFFF,

Opacity Limits - NA

Operational Limits - 7.1.6, ; ; 45CSR34, ; 40CFR63.2480,

X Permit Shield

For all applicable requirements listed above, provide monitoring/testing/recordkeeping/reporting which shall be used to demonstrate compliance. If the method is based on a permit or rule, include the condition number or citation. (Note: Each requirement listed above must have an associated method of demonstrating compliance. If there is not already a required method in place, then a method must be proposed.)

Emission Limits - NA, ;

Opacity Limits - NA;

Operational Limits - 7.2.3, ; ; 45CSR34,; 40CFR63 Subpart FFFF,

Are you in compliance with all applicable requirements for this emission unit? X Yes ___No

If no, complete the **Schedule of Compliance Form** as **ATTACHMENT F**.

ATTACHMENT E - Emission Unit Form

Emission Unit Description		*Emission Group 409*
Emission unit ID number: K-19	**Emission unit name:** Strip receiver/feed tank	**List any control devices associated with this emission unit:** C-448
Provide a description of the emission unit (type, method of operation, design parameters, etc.): Strip receiver/feed tank		
Manufacturer: In House	**Model number:** NA	**Serial number:** NA
Construction date:	**Installation date:**	**Modification date(s):**
Design Capacity (examples: furnaces - tons/hr, tanks - gallons):		
Maximum Hourly Throughput: See Potential Emissions estimation method	**Maximum Annual Throughput:**	**Maximum Operating Schedule:** 8760
Fuel Usage Data **(fill out all applicable fields)**		
Does this emission unit combust fuel? ___ Yes ___X No		**If yes, is it?** ___ Indirect Fired ___ Direct Fired
Maximum design heat input and/or maximum horsepower rating:		**Type and Btu/hr rating of burners:**
List the primary fuel type(s) and if applicable, the secondary fuel type(s). For each fuel type listed, provide the maximum hourly and annual fuel usage for each.		

Describe each fuel expected to be used during the term of the permit.

Fuel Type	Max. Sulfur Content	Max. Ash Content	BTU Value

Emissions Data ***K-19***

Criteria Pollutants	Potential Emissions	
	PPH	TPY
Carbon Monoxide (CO)		
Nitrogen Oxides (NO_X)		
Lead (Pb)		
Particulate Matter ($PM_{2.5}$)		
Particulate Matter (PM_{10})		
Total Particulate Matter (TSP)		
Sulfur Dioxide (SO_2)		
Volatile Organic Compounds (VOC)		

Hazardous Air Pollutants	Potential Emissions	
	PPH	TPY

Regulated Pollutants other than Criteria and HAP	Potential Emissions	
	PPH	TPY

List the method(s) used to calculate the potential emissions (include dates of any stack tests conducted, versions of software used, source and dates of emission factors, etc.).

Emissions from this Emission Group are assigned to the major emitting process equipment. Emissions are calculated assuming 8760 hours of operation for most equipment. Emergency equipment emissions are based on 500 hours per year. Highest emitting products were chosen for each emission group, utilizing MON MACT standard batch requirements when appropriate. For tanks the highest throughput in the last three years was increased three times. This was the basis for the PTE. Emissions were calculated using ChemCAD, Essential EHS, Emission Master and/or other appropriate emission estimation models or calculation methodologies (USEPA's TANKS 4.0, WATER9, etc.). Methods take into account stack test results as appropriate.

Applicable Requirements ***K-19***

List all applicable requirements for this emission unit. For each applicable requirement, include the underlying rule/regulation citation and/or construction permit with the condition number. (*Note: Title V permit condition numbers alone are not the underlying applicable requirements*). If an emission limit is calculated based on the type of source and design capacity or if a standard is based on a design parameter, this information should also be included.

Emission Limits - 7.1.4, ; ; 45CSR34, ; 40CFR63 Subpart FFFF,

Opacity Limits - NA

Operational Limits - 7.1.6, ; ; 45CSR34, ; 40CFR63.2480,

X Permit Shield

For all applicable requirements listed above, provide monitoring/testing/recordkeeping/reporting which shall be used to demonstrate compliance. If the method is based on a permit or rule, include the condition number or citation. (Note: Each requirement listed above must have an associated method of demonstrating compliance. If there is not already a required method in place, then a method must be proposed.)

Emission Limits - NA, ;

Opacity Limits - NA;

Operational Limits - 7.2.3, ; ; 45CSR34,; 40CFR63 Subpart FFFF,

Are you in compliance with all applicable requirements for this emission unit? X Yes ___No

If no, complete the **Schedule of Compliance Form** as **ATTACHMENT F**.

ATTACHMENT E - Emission Unit Form

Emission Unit Description		*Emission Group 409*
Emission unit ID number: K-36 Sump	**Emission unit name:** Sump	**List any control devices associated with this emission unit:** NONE

Provide a description of the emission unit (type, method of operation, design parameters, etc.):

Sump

Manufacturer:	**Model number:**	**Serial number:**
In House	NA	NA
Construction date:	**Installation date:**	**Modification date(s):**

Design Capacity (examples: furnaces - tons/hr, tanks - gallons):

Maximum Hourly Throughput:	**Maximum Annual Throughput:**	**Maximum Operating Schedule:**
See Potential Emissions estimation method		8760

Fuel Usage Data **(fill out all applicable fields)**

Does this emission unit combust fuel? ___ Yes ___X No	**If yes, is it?** ___ Indirect Fired ___ Direct Fired
Maximum design heat input and/or maximum horsepower rating:	**Type and Btu/hr rating of burners:**

List the primary fuel type(s) and if applicable, the secondary fuel type(s). For each fuel type listed, provide the maximum hourly and annual fuel usage for each.

Describe each fuel expected to be used during the term of the permit.

Fuel Type	Max. Sulfur Content	Max. Ash Content	BTU Value

Emissions Data	***K-36 Sump***	
Criteria Pollutants	Potential Emissions	
	PPH	TPY
Carbon Monoxide (CO)		
Nitrogen Oxides (NO_X)		
Lead (Pb)		
Particulate Matter ($PM_{2.5}$)		
Particulate Matter (PM_{10})		
Total Particulate Matter (TSP)		
Sulfur Dioxide (SO_2)		
Volatile Organic Compounds (VOC)		
Hazardous Air Pollutants	Potential Emissions	
	PPH	TPY
Regulated Pollutants other than Criteria and HAP	Potential Emissions	
	PPH	TPY

List the method(s) used to calculate the potential emissions (include dates of any stack tests conducted, versions of software used, source and dates of emission factors, etc.).

Emissions from this Emission Group are assigned to the major emitting process equipment. Emissions are calculated assuming 8760 hours of operation for most equipment. Emergency equipment emissions are based on 500 hours per year. Highest emitting products were chosen for each emission group, utilizing MON MACT standard batch requirements when appropriate. For tanks the highest throughput in the last three years was increased three times. This was the basis for the PTE. Emissions were calculated using ChemCAD, Essential EHS, Emission Master and/or other appropriate emission estimation models or calculation methodologies (USEPA's TANKS 4.0, WATER9, etc.). Methods take into account stack test results as appropriate.

Applicable Requirements ***K-36 Sump***

List all applicable requirements for this emission unit. For each applicable requirement, include the underlying rule/regulation citation and/or construction permit with the condition number. (*Note: Title V permit condition numbers alone are not the underlying applicable requirements*). If an emission limit is calculated based on the type of source and design capacity or if a standard is based on a design parameter, this information should also be included.

Emission Limits - 7.1.4, ; ; 45CSR34, ; 40CFR63 Subpart FFFF,

Opacity Limits - NA

Operational Limits - 7.1.6, ; ; 45CSR34, ; 40CFR63.2480,

X Permit Shield

For all applicable requirements listed above, provide monitoring/testing/recordkeeping/reporting which shall be used to demonstrate compliance. If the method is based on a permit or rule, include the condition number or citation. (Note: Each requirement listed above must have an associated method of demonstrating compliance. If there is not already a required method in place, then a method must be proposed.)

Emission Limits - NA, ;

Opacity Limits - NA;

Operational Limits - 7.2.3, ; ; 45CSR34,; 40CFR63 Subpart FFFF,

Are you in compliance with all applicable requirements for this emission unit? X Yes ___No

If no, complete the **Schedule of Compliance Form** as **ATTACHMENT F**.

ATTACHMENT E - Emission Unit Form

Emission Unit Description		*Emission Group 409*
Emission unit ID number: K-36	**Emission unit name:** Reactor	**List any control devices associated with this emission unit:** C-448
Provide a description of the emission unit (type, method of operation, design parameters, etc.): Reactor		
Manufacturer: In House	**Model number:** NA	**Serial number:** NA
Construction date:	**Installation date:**	**Modification date(s):**
Design Capacity (examples: furnaces - tons/hr, tanks - gallons):		
Maximum Hourly Throughput: See Potential Emissions estimation method	**Maximum Annual Throughput:**	**Maximum Operating Schedule:** 8760
Fuel Usage Data **(fill out all applicable fields)**		
Does this emission unit combust fuel? ___ Yes ___X No		**If yes, is it?** ___ Indirect Fired ___ Direct Fired
Maximum design heat input and/or maximum horsepower rating:		**Type and Btu/hr rating of burners:**
List the primary fuel type(s) and if applicable, the secondary fuel type(s). For each fuel type listed, provide the maximum hourly and annual fuel usage for each.		

Describe each fuel expected to be used during the term of the permit.

Fuel Type	Max. Sulfur Content	Max. Ash Content	BTU Value

Emissions Data ***K-36***

Criteria Pollutants	Potential Emissions	
	PPH	TPY
Carbon Monoxide (CO)		
Nitrogen Oxides (NO_X)		
Lead (Pb)		
Particulate Matter ($PM_{2.5}$)		
Particulate Matter (PM_{10})		
Total Particulate Matter (TSP)		
Sulfur Dioxide (SO_2)		
Volatile Organic Compounds (VOC)	2.95	12.90

Hazardous Air Pollutants	Potential Emissions	
	PPH	TPY
Propionaldehyde	1.80	7.90
Toluene	1.14	5.00

Regulated Pollutants other than Criteria and HAP	Potential Emissions	
	PPH	TPY

List the method(s) used to calculate the potential emissions (include dates of any stack tests conducted, versions of software used, source and dates of emission factors, etc.).

Emissions from this Emission Group are assigned to the major emitting process equipment. Emissions are calculated assuming 8760 hours of operation for most equipment. Emergency equipment emissions are based on 500 hours per year. Highest emitting products were chosen for each emission group, utilizing MON MACT standard batch requirements when appropriate. For tanks the highest throughput in the last three years was increased three times. This was the basis for the PTE. Emissions were calculated using ChemCAD, Essential EHS, Emission Master and/or other appropriate emission estimation models or calculation methodologies (USEPA's TANKS 4.0, WATER9, etc.). Methods take into account stack test results as appropriate.

Applicable Requirements ***K-36***

List all applicable requirements for this emission unit. For each applicable requirement, include the underlying rule/regulation citation and/or construction permit with the condition number. (*Note: Title V permit condition numbers alone are not the underlying applicable requirements*). If an emission limit is calculated based on the type of source and design capacity or if a standard is based on a design parameter, this information should also be included.

Emission Limits - 7.1.4, ; ; 45CSR34, ; 40CFR63 Subpart FFFF,

Opacity Limits - NA

Operational Limits - 7.1.6, ; ; 45CSR34, ; 40CFR63.2480,

X Permit Shield

For all applicable requirements listed above, provide monitoring/testing/recordkeeping/reporting which shall be used to demonstrate compliance. If the method is based on a permit or rule, include the condition number or citation. (Note: Each requirement listed above must have an associated method of demonstrating compliance. If there is not already a required method in place, then a method must be proposed.)

Emission Limits - NA, ;

Opacity Limits - NA;

Operational Limits - 7.2.3, ; ; 45CSR34,; 40CFR63 Subpart FFFF,

Are you in compliance with all applicable requirements for this emission unit? X Yes ___No

If no, complete the **Schedule of Compliance Form** as **ATTACHMENT F**.

ATTACHMENT E - Emission Unit Form

Emission Unit Description		*Emission Group 409*
Emission unit ID number: S-37	**Emission unit name:** Distillation Column	**List any control devices associated with this emission unit:** C-448
Provide a description of the emission unit (type, method of operation, design parameters, etc.): Distillation Column		
Manufacturer: In House	**Model number:** NA	**Serial number:** NA
Construction date:	**Installation date:**	**Modification date(s):**
Design Capacity (examples: furnaces - tons/hr, tanks - gallons):		
Maximum Hourly Throughput: See Potential Emissions estimation method	**Maximum Annual Throughput:**	**Maximum Operating Schedule:** 8760
Fuel Usage Data **(fill out all applicable fields)**		
Does this emission unit combust fuel? ___ Yes ___X No		**If yes, is it?** ___ Indirect Fired ___ Direct Fired
Maximum design heat input and/or maximum horsepower rating:		**Type and Btu/hr rating of burners:**
List the primary fuel type(s) and if applicable, the secondary fuel type(s). For each fuel type listed, provide the maximum hourly and annual fuel usage for each.		

Describe each fuel expected to be used during the term of the permit.

Fuel Type	Max. Sulfur Content	Max. Ash Content	BTU Value

Emissions Data ***S-37***

Criteria Pollutants	Potential Emissions	
	PPH	TPY
Carbon Monoxide (CO)		
Nitrogen Oxides (NO_X)		
Lead (Pb)		
Particulate Matter ($PM_{2.5}$)		
Particulate Matter (PM_{10})		
Total Particulate Matter (TSP)		
Sulfur Dioxide (SO_2)		
Volatile Organic Compounds (VOC)		

Hazardous Air Pollutants	Potential Emissions	
	PPH	TPY

Regulated Pollutants other than Criteria and HAP	Potential Emissions	
	PPH	TPY

List the method(s) used to calculate the potential emissions (include dates of any stack tests conducted, versions of software used, source and dates of emission factors, etc.).

Emissions from this Emission Group are assigned to the major emitting process equipment. Emissions are calculated assuming 8760 hours of operation for most equipment. Emergency equipment emissions are based on 500 hours per year. Highest emitting products were chosen for each emission group, utilizing MON MACT standard batch requirements when appropriate. For tanks the highest throughput in the last three years was increased three times. This was the basis for the PTE. Emissions were calculated using ChemCAD, Essential EHS, Emission Master and/or other appropriate emission estimation models or calculation methodologies (USEPA's TANKS 4.0, WATER9, etc.). Methods take into account stack test results as appropriate.

Applicable Requirements ***S-37***

List all applicable requirements for this emission unit. For each applicable requirement, include the underlying rule/regulation citation and/or construction permit with the condition number. (*Note: Title V permit condition numbers alone are not the underlying applicable requirements*). If an emission limit is calculated based on the type of source and design capacity or if a standard is based on a design parameter, this information should also be included.

Emission Limits - 7.1.4, ; ; 45CSR34, ; 40CFR63 Subpart FFFF,

Opacity Limits - NA

Operational Limits - 7.1.6, ; ; 45CSR34, ; 40CFR63.2480,

X Permit Shield

For all applicable requirements listed above, provide monitoring/testing/recordkeeping/reporting which shall be used to demonstrate compliance. If the method is based on a permit or rule, include the condition number or citation. (Note: Each requirement listed above must have an associated method of demonstrating compliance. If there is not already a required method in place, then a method must be proposed.)

Emission Limits - NA, ;

Opacity Limits - NA;

Operational Limits - 7.2.3, ; ; 45CSR34,; 40CFR63 Subpart FFFF,

Are you in compliance with all applicable requirements for this emission unit? X Yes ___No

If no, complete the **Schedule of Compliance Form** as **ATTACHMENT F**.

ATTACHMENT E - Emission Unit Form

Emission Unit Description		*Emission Group 409*
Emission unit ID number: T-565	**Emission unit name:** Strip receiver/feed tank	**List any control devices associated with this emission unit:** C-448
Provide a description of the emission unit (type, method of operation, design parameters, etc.): Tank		
Manufacturer: In House	**Model number:** NA	**Serial number:** NA
Construction date: 1964	**Installation date:**	**Modification date(s):**
Design Capacity (examples: furnaces - tons/hr, tanks - gallons):		
Maximum Hourly Throughput: See Potential Emissions estimation method	**Maximum Annual Throughput:**	**Maximum Operating Schedule:** 8760
Fuel Usage Data **(fill out all applicable fields)**		
Does this emission unit combust fuel? ___ Yes ___X No		**If yes, is it?** ___ Indirect Fired ___ Direct Fired
Maximum design heat input and/or maximum horsepower rating:		**Type and Btu/hr rating of burners:**
List the primary fuel type(s) and if applicable, the secondary fuel type(s). For each fuel type listed, provide the maximum hourly and annual fuel usage for each.		

Describe each fuel expected to be used during the term of the permit.

Fuel Type	Max. Sulfur Content	Max. Ash Content	BTU Value

Emissions Data	***T-565***	
Criteria Pollutants	Potential Emissions	
	PPH	TPY
Carbon Monoxide (CO)		
Nitrogen Oxides (NO_X)		
Lead (Pb)		
Particulate Matter ($PM_{2.5}$)		
Particulate Matter (PM_{10})		
Total Particulate Matter (TSP)		
Sulfur Dioxide (SO_2)		
Volatile Organic Compounds (VOC)		
Hazardous Air Pollutants	Potential Emissions	
	PPH	TPY
Regulated Pollutants other than Criteria and HAP	Potential Emissions	
	PPH	TPY

List the method(s) used to calculate the potential emissions (include dates of any stack tests conducted, versions of software used, source and dates of emission factors, etc.).

Emissions from this Emission Group are assigned to the major emitting process equipment. Emissions are calculated assuming 8760 hours of operation for most equipment. Emergency equipment emissions are based on 500 hours per year. Highest emitting products were chosen for each emission group, utilizing MON MACT standard batch requirements when appropriate. For tanks the highest throughput in the last three years was increased three times. This was the basis for the PTE. Emissions were calculated using ChemCAD, Essential EHS, Emission Master and/or other appropriate emission estimation models or calculation methodologies (USEPA's TANKS 4.0, WATER9, etc.). Methods take into account stack test results as appropriate.

Applicable Requirements ***T-565***

List all applicable requirements for this emission unit. For each applicable requirement, include the underlying rule/regulation citation and/or construction permit with the condition number. (*Note: Title V permit condition numbers alone are not the underlying applicable requirements*). If an emission limit is calculated based on the type of source and design capacity or if a standard is based on a design parameter, this information should also be included.

Emission Limits - 7.1.4, ; ; 45CSR34, ; 40CFR63 Subpart FFFF,

Opacity Limits - NA

Operational Limits - 7.1.6, ; ; 45CSR34, ; 40CFR63.2480,

X Permit Shield

For all applicable requirements listed above, provide monitoring/testing/recordkeeping/reporting which shall be used to demonstrate compliance. If the method is based on a permit or rule, include the condition number or citation. (Note: Each requirement listed above must have an associated method of demonstrating compliance. If there is not already a required method in place, then a method must be proposed.)

Emission Limits - NA, ;

Opacity Limits - NA;

Operational Limits - 7.2.3, ; ; 45CSR34,; 40CFR63 Subpart FFFF,

Are you in compliance with all applicable requirements for this emission unit? X Yes ___No

If no, complete the **Schedule of Compliance Form** as **ATTACHMENT F**.

ATTACHMENT E - Emission Unit Form

Emission Unit Description		*Emission Group 412*
Emission unit ID number: C-68	**Emission unit name:** Vacuum Ejectors	**List any control devices associated with this emission unit:** NONE

Provide a description of the emission unit (type, method of operation, design parameters, etc.):

Vacuum Ejectors

Manufacturer:	**Model number:**	**Serial number:**
In House	NA	NA
Construction date:	**Installation date:**	**Modification date(s):**

Design Capacity (examples: furnaces - tons/hr, tanks - gallons):

Maximum Hourly Throughput:	**Maximum Annual Throughput:**	**Maximum Operating Schedule:**
See Potential Emissions estimation method		8760

Fuel Usage Data **(fill out all applicable fields)**

Does this emission unit combust fuel? ___ Yes ___X No	**If yes, is it?** ___ Indirect Fired ___ Direct Fired
Maximum design heat input and/or maximum horsepower rating:	**Type and Btu/hr rating of burners:**

List the primary fuel type(s) and if applicable, the secondary fuel type(s). For each fuel type listed, provide the maximum hourly and annual fuel usage for each.

Describe each fuel expected to be used during the term of the permit.

Fuel Type	Max. Sulfur Content	Max. Ash Content	BTU Value

Emissions Data ***C-68***

Criteria Pollutants	Potential Emissions	
	PPH	TPY
Carbon Monoxide (CO)		
Nitrogen Oxides (NO_X)		
Lead (Pb)		
Particulate Matter ($PM_{2.5}$)		
Particulate Matter (PM_{10})		
Total Particulate Matter (TSP)		
Sulfur Dioxide (SO_2)		
Volatile Organic Compounds (VOC)		

Hazardous Air Pollutants	Potential Emissions	
	PPH	TPY

Regulated Pollutants other than Criteria and HAP	Potential Emissions	
	PPH	TPY

List the method(s) used to calculate the potential emissions (include dates of any stack tests conducted, versions of software used, source and dates of emission factors, etc.).

Emissions from this Emission Group are assigned to the major emitting process equipment. Emissions are calculated assuming 8760 hours of operation for most equipment. Emergency equipment emissions are based on 500 hours per year. Highest emitting products were chosen for each emission group, utilizing MON MACT standard batch requirements when appropriate. For tanks the highest throughput in the last three years was increased three times. This was the basis for the PTE. Emissions were calculated using ChemCAD, Essential EHS, Emission Master and/or other appropriate emission estimation models or calculation methodologies (USEPA's TANKS 4.0, WATER9, etc.). Methods take into account stack test results as appropriate.

Applicable Requirements ***C-68***

List all applicable requirements for this emission unit. For each applicable requirement, include the underlying rule/regulation citation and/or construction permit with the condition number. (*Note: Title V permit condition numbers alone are not the underlying applicable requirements*). If an emission limit is calculated based on the type of source and design capacity or if a standard is based on a design parameter, this information should also be included.

Emission Limits - 7.1.4, ; ; 45CSR34, ; 40CFR63 Subpart FFFF,

Opacity Limits - NA

Operational Limits - 7.1.6, ; ; 45CSR34, ; 40CFR63.2480,

X Permit Shield

For all applicable requirements listed above, provide monitoring/testing/recordkeeping/reporting which shall be used to demonstrate compliance. If the method is based on a permit or rule, include the condition number or citation. (Note: Each requirement listed above must have an associated method of demonstrating compliance. If there is not already a required method in place, then a method must be proposed.)

Emission Limits - NA, ;

Opacity Limits - NA;

Operational Limits - 7.2.3, ; ; 45CSR34,; 40CFR63 Subpart FFFF,

Are you in compliance with all applicable requirements for this emission unit? X Yes ___No

If no, complete the **Schedule of Compliance Form** as **ATTACHMENT F**.

ATTACHMENT E - Emission Unit Form

Emission Unit Description		*Emission Group 412*
Emission unit ID number: K-21	**Emission unit name:** Reactor	**List any control devices associated with this emission unit:** C-80
Provide a description of the emission unit (type, method of operation, design parameters, etc.): Reactor		
Manufacturer: In House	**Model number:** NA	**Serial number:** NA
Construction date:	**Installation date:**	**Modification date(s):**
Design Capacity (examples: furnaces - tons/hr, tanks - gallons):		
Maximum Hourly Throughput: See Potential Emissions estimation method	**Maximum Annual Throughput:**	**Maximum Operating Schedule:** 8760
Fuel Usage Data **(fill out all applicable fields)**		
Does this emission unit combust fuel? ___ Yes ___X No		**If yes, is it?** ___ Indirect Fired ___ Direct Fired
Maximum design heat input and/or maximum horsepower rating:		**Type and Btu/hr rating of burners:**
List the primary fuel type(s) and if applicable, the secondary fuel type(s). For each fuel type listed, provide the maximum hourly and annual fuel usage for each.		

Describe each fuel expected to be used during the term of the permit.

Fuel Type	Max. Sulfur Content	Max. Ash Content	BTU Value

Emissions Data ***K-21***

Criteria Pollutants	Potential Emissions	
	PPH	TPY
Carbon Monoxide (CO)		
Nitrogen Oxides (NO_X)		
Lead (Pb)		
Particulate Matter ($PM_{2.5}$)		
Particulate Matter (PM_{10})		
Total Particulate Matter (TSP)		
Sulfur Dioxide (SO_2)		
Volatile Organic Compounds (VOC)	2.95	12.90
Hazardous Air Pollutants	**Potential Emissions**	
	PPH	TPY
Propionaldehyde	1.80	7.90
Toluene	1.14	5.00
Regulated Pollutants other than Criteria and HAP	**Potential Emissions**	
	PPH	TPY

List the method(s) used to calculate the potential emissions (include dates of any stack tests conducted, versions of software used, source and dates of emission factors, etc.).

Emissions from this Emission Group are assigned to the major emitting process equipment. Emissions are calculated assuming 8760 hours of operation for most equipment. Emergency equipment emissions are based on 500 hours per year. Highest emitting products were chosen for each emission group, utilizing MON MACT standard batch requirements when appropriate. For tanks the highest throughput in the last three years was increased three times. This was the basis for the PTE. Emissions were calculated using ChemCAD, Essential EHS, Emission Master and/or other appropriate emission estimation models or calculation methodologies (USEPA's TANKS 4.0, WATER9, etc.). Methods take into account stack test results as appropriate.

Applicable Requirements ***K-21***

List all applicable requirements for this emission unit. For each applicable requirement, include the underlying rule/regulation citation and/or construction permit with the condition number. (*Note: Title V permit condition numbers alone are not the underlying applicable requirements*). If an emission limit is calculated based on the type of source and design capacity or if a standard is based on a design parameter, this information should also be included.

Emission Limits - 7.1.4, ; ; 45CSR34, ; 40CFR63 Subpart FFFF,

Opacity Limits - NA

Operational Limits - 7.1.6, ; ; 45CSR34, ; 40CFR63.2480,

X Permit Shield

For all applicable requirements listed above, provide monitoring/testing/recordkeeping/reporting which shall be used to demonstrate compliance. If the method is based on a permit or rule, include the condition number or citation. (Note: Each requirement listed above must have an associated method of demonstrating compliance. If there is not already a required method in place, then a method must be proposed.)

Emission Limits - NA, ;

Opacity Limits - NA;

Operational Limits - 7.2.3, ; ; 45CSR34,; 40CFR63 Subpart FFFF,

Are you in compliance with all applicable requirements for this emission unit? X Yes ___No

If no, complete the **Schedule of Compliance Form** as **ATTACHMENT F**.

ATTACHMENT E - Emission Unit Form

Emission Unit Description		*Emission Group 412*
Emission unit ID number: T-501	**Emission unit name:** Tank	**List any control devices associated with this emission unit:** C-80

Provide a description of the emission unit (type, method of operation, design parameters, etc.):

Tank

Manufacturer:	**Model number:**	**Serial number:**
In House	NA	NA
Construction date: 1959	**Installation date:**	**Modification date(s):**

Design Capacity (examples: furnaces - tons/hr, tanks - gallons):

<20,000

Maximum Hourly Throughput:	**Maximum Annual Throughput:**	**Maximum Operating Schedule:**
See Potential Emissions estimation method		8760

Fuel Usage Data **(fill out all applicable fields)**

Does this emission unit combust fuel? ___ Yes ___X No	**If yes, is it?** ___ Indirect Fired ___ Direct Fired
Maximum design heat input and/or maximum horsepower rating:	**Type and Btu/hr rating of burners:**

List the primary fuel type(s) and if applicable, the secondary fuel type(s). For each fuel type listed, provide the maximum hourly and annual fuel usage for each.

Describe each fuel expected to be used during the term of the permit.

Fuel Type	Max. Sulfur Content	Max. Ash Content	BTU Value

Emissions Data	***T-501***	
Criteria Pollutants	Potential Emissions	
	PPH	TPY
Carbon Monoxide (CO)		
Nitrogen Oxides (NO_X)		
Lead (Pb)		
Particulate Matter ($PM_{2.5}$)		
Particulate Matter (PM_{10})		
Total Particulate Matter (TSP)		
Sulfur Dioxide (SO_2)		
Volatile Organic Compounds (VOC)		
Hazardous Air Pollutants	Potential Emissions	
	PPH	TPY
Regulated Pollutants other than Criteria and HAP	Potential Emissions	
	PPH	TPY

List the method(s) used to calculate the potential emissions (include dates of any stack tests conducted, versions of software used, source and dates of emission factors, etc.).

Emissions from this Emission Group are assigned to the major emitting process equipment. Emissions are calculated assuming 8760 hours of operation for most equipment. Emergency equipment emissions are based on 500 hours per year. Highest emitting products were chosen for each emission group, utilizing MON MACT standard batch requirements when appropriate. For tanks the highest throughput in the last three years was increased three times. This was the basis for the PTE. Emissions were calculated using ChemCAD, Essential EHS, Emission Master and/or other appropriate emission estimation models or calculation methodologies (USEPA's TANKS 4.0, WATER9, etc.). Methods take into account stack test results as appropriate.

Applicable Requirements ***T-501***

List all applicable requirements for this emission unit. For each applicable requirement, include the underlying rule/regulation citation and/or construction permit with the condition number. (*Note: Title V permit condition numbers alone are not the underlying applicable requirements*). If an emission limit is calculated based on the type of source and design capacity or if a standard is based on a design parameter, this information should also be included.

Emission Limits - 7.1.4, ; ; 45CSR34, ; 40CFR63 Subpart FFFF,

Opacity Limits - NA

Operational Limits - NA, ; ; ;

X Permit Shield

For all applicable requirements listed above, provide monitoring/testing/recordkeeping/reporting which shall be used to demonstrate compliance. If the method is based on a permit or rule, include the condition number or citation. (Note: Each requirement listed above must have an associated method of demonstrating compliance. If there is not already a required method in place, then a method must be proposed.)

Emission Limits - NA, ;

Opacity Limits - NA;

Operational Limits - 7.2.3, ; ; 45CSR34,; 40CFR63 Subpart FFFF,

Are you in compliance with all applicable requirements for this emission unit? X Yes ___No

If no, complete the **Schedule of Compliance Form** as **ATTACHMENT F**.

ATTACHMENT E - Emission Unit Form

Emission Unit Description		*Emission Group 412*
Emission unit ID number: T-507	**Emission unit name:** Tank	**List any control devices associated with this emission unit:** C-80
Provide a description of the emission unit (type, method of operation, design parameters, etc.): Tank		
Manufacturer: In House	**Model number:** NA	**Serial number:** NA
Construction date: 1959	**Installation date:**	**Modification date(s):**
Design Capacity (examples: furnaces - tons/hr, tanks - gallons): <20,000		
Maximum Hourly Throughput: See Potential Emissions estimation method	**Maximum Annual Throughput:**	**Maximum Operating Schedule:** 8760
Fuel Usage Data **(fill out all applicable fields)**		
Does this emission unit combust fuel? ___ Yes ___X No		**If yes, is it?** ___ Indirect Fired ___ Direct Fired
Maximum design heat input and/or maximum horsepower rating:		**Type and Btu/hr rating of burners:**
List the primary fuel type(s) and if applicable, the secondary fuel type(s). For each fuel type listed, provide the maximum hourly and annual fuel usage for each.		

Describe each fuel expected to be used during the term of the permit.

Fuel Type	Max. Sulfur Content	Max. Ash Content	BTU Value

Emissions Data ***T-507***

Criteria Pollutants	Potential Emissions	
	PPH	TPY
Carbon Monoxide (CO)		
Nitrogen Oxides (NO_X)		
Lead (Pb)		
Particulate Matter ($PM_{2.5}$)		
Particulate Matter (PM_{10})		
Total Particulate Matter (TSP)		
Sulfur Dioxide (SO_2)		
Volatile Organic Compounds (VOC)		

Hazardous Air Pollutants	Potential Emissions	
	PPH	TPY

Regulated Pollutants other than Criteria and HAP	Potential Emissions	
	PPH	TPY

List the method(s) used to calculate the potential emissions (include dates of any stack tests conducted, versions of software used, source and dates of emission factors, etc.).

Emissions from this Emission Group are assigned to the major emitting process equipment. Emissions are calculated assuming 8760 hours of operation for most equipment. Emergency equipment emissions are based on 500 hours per year. Highest emitting products were chosen for each emission group, utilizing MON MACT standard batch requirements when appropriate. For tanks the highest throughput in the last three years was increased three times. This was the basis for the PTE. Emissions were calculated using ChemCAD, Essential EHS, Emission Master and/or other appropriate emission estimation models or calculation methodologies (USEPA's TANKS 4.0, WATER9, etc.). Methods take into account stack test results as appropriate.

Applicable Requirements ***T-507***

List all applicable requirements for this emission unit. For each applicable requirement, include the underlying rule/regulation citation and/or construction permit with the condition number. (*Note: Title V permit condition numbers alone are not the underlying applicable requirements*). If an emission limit is calculated based on the type of source and design capacity or if a standard is based on a design parameter, this information should also be included.

Emission Limits - 7.1.4, ; ; 45CSR34, ; 40CFR63 Subpart FFFF,

Opacity Limits - NA

Operational Limits - NA, ; ; ;

X Permit Shield

For all applicable requirements listed above, provide monitoring/testing/recordkeeping/reporting which shall be used to demonstrate compliance. If the method is based on a permit or rule, include the condition number or citation. (Note: Each requirement listed above must have an associated method of demonstrating compliance. If there is not already a required method in place, then a method must be proposed.)

Emission Limits - NA, ;

Opacity Limits - NA;

Operational Limits - 7.2.3, ; ; 45CSR34,; 40CFR63 Subpart FFFF,

Are you in compliance with all applicable requirements for this emission unit? X Yes ___No

If no, complete the **Schedule of Compliance Form** as **ATTACHMENT F**.

ATTACHMENT E - Emission Unit Form

Emission Unit Description		*Emission Group 412*
Emission unit ID number: T-1794	**Emission unit name:** Tank	**List any control devices associated with this emission unit:** S-75
Provide a description of the emission unit (type, method of operation, design parameters, etc.): Tank		
Manufacturer: In House	**Model number:** NA	**Serial number:** NA
Construction date: 1993	**Installation date:**	**Modification date(s):**
Design Capacity (examples: furnaces - tons/hr, tanks - gallons): <20,000		
Maximum Hourly Throughput: See Potential Emissions estimation method	**Maximum Annual Throughput:**	**Maximum Operating Schedule:** 8760
Fuel Usage Data **(fill out all applicable fields)**		
Does this emission unit combust fuel? ___ Yes ___X No		**If yes, is it?** ___ Indirect Fired ___ Direct Fired
Maximum design heat input and/or maximum horsepower rating:		**Type and Btu/hr rating of burners:**
List the primary fuel type(s) and if applicable, the secondary fuel type(s). For each fuel type listed, provide the maximum hourly and annual fuel usage for each.		

Describe each fuel expected to be used during the term of the permit.

Fuel Type	Max. Sulfur Content	Max. Ash Content	BTU Value

Emissions Data ***T-1794***

Criteria Pollutants	Potential Emissions	
	PPH	TPY
Carbon Monoxide (CO)		
Nitrogen Oxides (NO_X)		
Lead (Pb)		
Particulate Matter ($PM_{2.5}$)		
Particulate Matter (PM_{10})		
Total Particulate Matter (TSP)		
Sulfur Dioxide (SO_2)		
Volatile Organic Compounds (VOC)		

Hazardous Air Pollutants	Potential Emissions	
	PPH	TPY

Regulated Pollutants other than Criteria and HAP	Potential Emissions	
	PPH	TPY

List the method(s) used to calculate the potential emissions (include dates of any stack tests conducted, versions of software used, source and dates of emission factors, etc.).

Emissions from this Emission Group are assigned to the major emitting process equipment. Emissions are calculated assuming 8760 hours of operation for most equipment. Emergency equipment emissions are based on 500 hours per year. Highest emitting products were chosen for each emission group, utilizing MON MACT standard batch requirements when appropriate. For tanks the highest throughput in the last three years was increased three times. This was the basis for the PTE. Emissions were calculated using ChemCAD, Essential EHS, Emission Master and/or other appropriate emission estimation models or calculation methodologies (USEPA's TANKS 4.0, WATER9, etc.). Methods take into account stack test results as appropriate.

Applicable Requirements ***T-1794***

List all applicable requirements for this emission unit. For each applicable requirement, include the underlying rule/regulation citation and/or construction permit with the condition number. (*Note: Title V permit condition numbers alone are not the underlying applicable requirements*). If an emission limit is calculated based on the type of source and design capacity or if a standard is based on a design parameter, this information should also be included.

Emission Limits - 7.1.4, ; ; 45CSR34, ; 40CFR63 Subpart FFFF,

Opacity Limits - NA

Operational Limits - NA, ; ; ;

X Permit Shield

For all applicable requirements listed above, provide monitoring/testing/recordkeeping/reporting which shall be used to demonstrate compliance. If the method is based on a permit or rule, include the condition number or citation. (Note: Each requirement listed above must have an associated method of demonstrating compliance. If there is not already a required method in place, then a method must be proposed.)

Emission Limits - NA, ;

Opacity Limits - NA;

Operational Limits - 7.2.3, ; ; 45CSR34,; 40CFR63 Subpart FFFF,

Are you in compliance with all applicable requirements for this emission unit? X Yes ___No

If no, complete the **Schedule of Compliance Form** as **ATTACHMENT F**.

ATTACHMENT E - Emission Unit Form

Emission Unit Description		*Emission Group 415*
Emission unit ID number: E-463	**Emission unit name:** Evaporator	**List any control devices associated with this emission unit:** S-247

Provide a description of the emission unit (type, method of operation, design parameters, etc.):

Evaporator

Manufacturer:	**Model number:**	**Serial number:**
In House	NA	NA
Construction date:	**Installation date:**	**Modification date(s):**

Design Capacity (examples: furnaces - tons/hr, tanks - gallons):

Maximum Hourly Throughput:	**Maximum Annual Throughput:**	**Maximum Operating Schedule:**
See Potential Emissions estimation method		8760

Fuel Usage Data **(fill out all applicable fields)**

Does this emission unit combust fuel? ___ Yes ___X No	**If yes, is it?** ___ Indirect Fired ___ Direct Fired
Maximum design heat input and/or maximum horsepower rating:	**Type and Btu/hr rating of burners:**

List the primary fuel type(s) and if applicable, the secondary fuel type(s). For each fuel type listed, provide the maximum hourly and annual fuel usage for each.

Describe each fuel expected to be used during the term of the permit.

Fuel Type	Max. Sulfur Content	Max. Ash Content	BTU Value

Emissions Data ***E-463***

Criteria Pollutants	Potential Emissions	
	PPH	TPY
Carbon Monoxide (CO)		
Nitrogen Oxides (NO_X)		
Lead (Pb)		
Particulate Matter ($PM_{2.5}$)		
Particulate Matter (PM_{10})		
Total Particulate Matter (TSP)		
Sulfur Dioxide (SO_2)		
Volatile Organic Compounds (VOC)	0.71	3.10

Hazardous Air Pollutants	Potential Emissions	
	PPH	TPY

Regulated Pollutants other than Criteria and HAP	Potential Emissions	
	PPH	TPY

List the method(s) used to calculate the potential emissions (include dates of any stack tests conducted, versions of software used, source and dates of emission factors, etc.).

Emissions from this Emission Group are assigned to the major emitting process equipment. Emissions are calculated assuming 8760 hours of operation for most equipment. Emergency equipment emissions are based on 500 hours per year. Highest emitting products were chosen for each emission group, utilizing MON MACT standard batch requirements when appropriate. For tanks the highest throughput in the last three years was increased three times. This was the basis for the PTE. Emissions were calculated using ChemCAD, Essential EHS, Emission Master and/or other appropriate emission estimation models or calculation methodologies (USEPA's TANKS 4.0, WATER9, etc.). Methods take into account stack test results as appropriate.

Applicable Requirements ***E-463***

List all applicable requirements for this emission unit. For each applicable requirement, include the underlying rule/regulation citation and/or construction permit with the condition number. (*Note: Title V permit condition numbers alone are not the underlying applicable requirements*). If an emission limit is calculated based on the type of source and design capacity or if a standard is based on a design parameter, this information should also be included.

Emission Limits - 7.1.4, ; ; 45CSR34, ; 40CFR63 Subpart FFFF,

Opacity Limits - NA

Operational Limits - 7.1.6, ; ; 45CSR34, ; 40CFR63.2480,

X Permit Shield

For all applicable requirements listed above, provide monitoring/testing/recordkeeping/reporting which shall be used to demonstrate compliance. If the method is based on a permit or rule, include the condition number or citation. (Note: Each requirement listed above must have an associated method of demonstrating compliance. If there is not already a required method in place, then a method must be proposed.)

Emission Limits - NA, ;

Opacity Limits - NA;

Operational Limits - 7.2.3, ; ; 45CSR34,; 40CFR63 Subpart FFFF,

Are you in compliance with all applicable requirements for this emission unit? X Yes ___No

If no, complete the **Schedule of Compliance Form** as **ATTACHMENT F**.

ATTACHMENT E - Emission Unit Form

Emission Unit Description		*Emission Group 415*
Emission unit ID number: H-1343	**Emission unit name:** Heat Exchanger	**List any control devices associated with this emission unit:** NONE

Provide a description of the emission unit (type, method of operation, design parameters, etc.):

Heat Exchanger

Manufacturer:	**Model number:**	**Serial number:**
In House	NA	NA
Construction date:	**Installation date:**	**Modification date(s):**

Design Capacity (examples: furnaces - tons/hr, tanks - gallons):

Maximum Hourly Throughput:	**Maximum Annual Throughput:**	**Maximum Operating Schedule:**
See Potential Emissions estimation method		8760

Fuel Usage Data **(fill out all applicable fields)**

Does this emission unit combust fuel? ___ Yes ___X No	**If yes, is it?** ___ Indirect Fired ___ Direct Fired
Maximum design heat input and/or maximum horsepower rating:	**Type and Btu/hr rating of burners:**

List the primary fuel type(s) and if applicable, the secondary fuel type(s). For each fuel type listed, provide the maximum hourly and annual fuel usage for each.

Describe each fuel expected to be used during the term of the permit.

Fuel Type	Max. Sulfur Content	Max. Ash Content	BTU Value

Emissions Data ***H-1343***

Criteria Pollutants	Potential Emissions	
	PPH	TPY
Carbon Monoxide (CO)		
Nitrogen Oxides (NO_X)		
Lead (Pb)		
Particulate Matter ($PM_{2.5}$)		
Particulate Matter (PM_{10})		
Total Particulate Matter (TSP)		
Sulfur Dioxide (SO_2)		
Volatile Organic Compounds (VOC)		

Hazardous Air Pollutants	Potential Emissions	
	PPH	TPY

Regulated Pollutants other than Criteria and HAP	Potential Emissions	
	PPH	TPY

List the method(s) used to calculate the potential emissions (include dates of any stack tests conducted, versions of software used, source and dates of emission factors, etc.).

Emissions from this Emission Group are assigned to the major emitting process equipment. Emissions are calculated assuming 8760 hours of operation for most equipment. Emergency equipment emissions are based on 500 hours per year. Highest emitting products were chosen for each emission group, utilizing MON MACT standard batch requirements when appropriate. For tanks the highest throughput in the last three years was increased three times. This was the basis for the PTE. Emissions were calculated using ChemCAD, Essential EHS, Emission Master and/or other appropriate emission estimation models or calculation methodologies (USEPA's TANKS 4.0, WATER9, etc.). Methods take into account stack test results as appropriate.

Applicable Requirements ***H-1343***

List all applicable requirements for this emission unit. For each applicable requirement, include the underlying rule/regulation citation and/or construction permit with the condition number. (*Note: Title V permit condition numbers alone are not the underlying applicable requirements*). If an emission limit is calculated based on the type of source and design capacity or if a standard is based on a design parameter, this information should also be included.

Emission Limits - 7.1.8, ; ; 45CSR34, ; 40CFR63.2490,

Opacity Limits - NA

Operational Limits - ; ; ;

X Permit Shield

For all applicable requirements listed above, provide monitoring/testing/recordkeeping/reporting which shall be used to demonstrate compliance. If the method is based on a permit or rule, include the condition number or citation. (Note: Each requirement listed above must have an associated method of demonstrating compliance. If there is not already a required method in place, then a method must be proposed.)

Emission Limits - 7.1.8, ; ; 40CFR63.2490,

Opacity Limits - NA;

Operational Limits - NA

Are you in compliance with all applicable requirements for this emission unit? X Yes ___No

If no, complete the **Schedule of Compliance Form** as **ATTACHMENT F**.

ATTACHMENT E - Emission Unit Form

Emission Unit Description		*Emission Group 415*
Emission unit ID number: T-370	**Emission unit name:** Tank	**List any control devices associated with this emission unit:** S-247
Provide a description of the emission unit (type, method of operation, design parameters, etc.): Tank		
Manufacturer: In House	**Model number:** NA	**Serial number:** NA
Construction date: 1950	**Installation date:**	**Modification date(s):**
Design Capacity (examples: furnaces - tons/hr, tanks - gallons): <20,000		
Maximum Hourly Throughput: See Potential Emissions estimation method	**Maximum Annual Throughput:**	**Maximum Operating Schedule:** 8760
Fuel Usage Data **(fill out all applicable fields)**		
Does this emission unit combust fuel? ___ Yes ___X No		**If yes, is it?** ___ Indirect Fired ___ Direct Fired
Maximum design heat input and/or maximum horsepower rating:		**Type and Btu/hr rating of burners:**
List the primary fuel type(s) and if applicable, the secondary fuel type(s). For each fuel type listed, provide the maximum hourly and annual fuel usage for each.		

Describe each fuel expected to be used during the term of the permit.

Fuel Type	Max. Sulfur Content	Max. Ash Content	BTU Value

Emissions Data ***T-370***

Criteria Pollutants	Potential Emissions	
	PPH	TPY
Carbon Monoxide (CO)		
Nitrogen Oxides (NO_X)		
Lead (Pb)		
Particulate Matter ($PM_{2.5}$)		
Particulate Matter (PM_{10})		
Total Particulate Matter (TSP)		
Sulfur Dioxide (SO_2)		
Volatile Organic Compounds (VOC)		

Hazardous Air Pollutants	Potential Emissions	
	PPH	TPY

Regulated Pollutants other than Criteria and HAP	Potential Emissions	
	PPH	TPY

List the method(s) used to calculate the potential emissions (include dates of any stack tests conducted, versions of software used, source and dates of emission factors, etc.).

Emissions from this Emission Group are assigned to the major emitting process equipment. Emissions are calculated assuming 8760 hours of operation for most equipment. Emergency equipment emissions are based on 500 hours per year. Highest emitting products were chosen for each emission group, utilizing MON MACT standard batch requirements when appropriate. For tanks the highest throughput in the last three years was increased three times. This was the basis for the PTE. Emissions were calculated using ChemCAD, Essential EHS, Emission Master and/or other appropriate emission estimation models or calculation methodologies (USEPA's TANKS 4.0, WATER9, etc.). Methods take into account stack test results as appropriate.

Applicable Requirements ***T-370***

List all applicable requirements for this emission unit. For each applicable requirement, include the underlying rule/regulation citation and/or construction permit with the condition number. (*Note: Title V permit condition numbers alone are not the underlying applicable requirements*). If an emission limit is calculated based on the type of source and design capacity or if a standard is based on a design parameter, this information should also be included.

Emission Limits - 7.1.4, ; ; 45CSR34, ; 40CFR63 Subpart FFFF,

Opacity Limits - NA

Operational Limits - NA, ; ; ;

X Permit Shield

For all applicable requirements listed above, provide monitoring/testing/recordkeeping/reporting which shall be used to demonstrate compliance. If the method is based on a permit or rule, include the condition number or citation. (Note: Each requirement listed above must have an associated method of demonstrating compliance. If there is not already a required method in place, then a method must be proposed.)

Emission Limits - NA, ;

Opacity Limits - NA;

Operational Limits - 7.2.3, ; ; 45CSR34,; 40CFR63 Subpart FFFF,

Are you in compliance with all applicable requirements for this emission unit? X Yes ___No

If no, complete the **Schedule of Compliance Form** as **ATTACHMENT F**.

ATTACHMENT E - Emission Unit Form

Emission Unit Description		*Emission Group 415*
Emission unit ID number: T-683	**Emission unit name:** Product Tank	**List any control devices associated with this emission unit:** NONE
Provide a description of the emission unit (type, method of operation, design parameters, etc.): Tank		
Manufacturer: In House	**Model number:** NA	**Serial number:** NA
Construction date: 1967	**Installation date:**	**Modification date(s):**
Design Capacity (examples: furnaces - tons/hr, tanks - gallons):		
Maximum Hourly Throughput: See Potential Emissions estimation method	**Maximum Annual Throughput:**	**Maximum Operating Schedule:** 8760
Fuel Usage Data **(fill out all applicable fields)**		
Does this emission unit combust fuel? ___ Yes ___X No		**If yes, is it?** ___ Indirect Fired ___ Direct Fired
Maximum design heat input and/or maximum horsepower rating:		**Type and Btu/hr rating of burners:**
List the primary fuel type(s) and if applicable, the secondary fuel type(s). For each fuel type listed, provide the maximum hourly and annual fuel usage for each.		

Describe each fuel expected to be used during the term of the permit.

Fuel Type	Max. Sulfur Content	Max. Ash Content	BTU Value

Emissions Data ***T-683***

Criteria Pollutants	Potential Emissions	
	PPH	TPY
Carbon Monoxide (CO)		
Nitrogen Oxides (NO_X)		
Lead (Pb)		
Particulate Matter ($PM_{2.5}$)		
Particulate Matter (PM_{10})		
Total Particulate Matter (TSP)		
Sulfur Dioxide (SO_2)		
Volatile Organic Compounds (VOC)		

Hazardous Air Pollutants	Potential Emissions	
	PPH	TPY

Regulated Pollutants other than Criteria and HAP	Potential Emissions	
	PPH	TPY

List the method(s) used to calculate the potential emissions (include dates of any stack tests conducted, versions of software used, source and dates of emission factors, etc.).

Emissions from this Emission Group are assigned to the major emitting process equipment. Emissions are calculated assuming 8760 hours of operation for most equipment. Emergency equipment emissions are based on 500 hours per year. Highest emitting products were chosen for each emission group, utilizing MON MACT standard batch requirements when appropriate. For tanks the highest throughput in the last three years was increased three times. This was the basis for the PTE. Emissions were calculated using ChemCAD, Essential EHS, Emission Master and/or other appropriate emission estimation models or calculation methodologies (USEPA's TANKS 4.0, WATER9, etc.). Methods take into account stack test results as appropriate.

Applicable Requirements ***T-683***

List all applicable requirements for this emission unit. For each applicable requirement, include the underlying rule/regulation citation and/or construction permit with the condition number. (*Note: Title V permit condition numbers alone are not the underlying applicable requirements*). If an emission limit is calculated based on the type of source and design capacity or if a standard is based on a design parameter, this information should also be included.

Emission Limits - 7.1.4, ; ; 45CSR34, ; 40CFR63 Subpart FFFF,

Opacity Limits - NA

Operational Limits - 7.1.6, ; ; 45CSR34, ; 40CFR63.2480,

X Permit Shield

For all applicable requirements listed above, provide monitoring/testing/recordkeeping/reporting which shall be used to demonstrate compliance. If the method is based on a permit or rule, include the condition number or citation. (Note: Each requirement listed above must have an associated method of demonstrating compliance. If there is not already a required method in place, then a method must be proposed.)

Emission Limits - NA, ;

Opacity Limits - NA;

Operational Limits - 7.2.3, ; ; 45CSR34,; 40CFR63 Subpart FFFF,

Are you in compliance with all applicable requirements for this emission unit? X Yes ___No

If no, complete the **Schedule of Compliance Form** as **ATTACHMENT F**.

ATTACHMENT E - Emission Unit Form

Emission Unit Description		*Emission Group 415*
Emission unit ID number: T-789	**Emission unit name:** Feed Tank	**List any control devices associated with this emission unit:** S-247
Provide a description of the emission unit (type, method of operation, design parameters, etc.): Tank		
Manufacturer: In House	**Model number:** NA	**Serial number:** NA
Construction date: 1969	**Installation date:**	**Modification date(s):**
Design Capacity (examples: furnaces - tons/hr, tanks - gallons):		
Maximum Hourly Throughput: See Potential Emissions estimation method	**Maximum Annual Throughput:**	**Maximum Operating Schedule:** 8760
Fuel Usage Data **(fill out all applicable fields)**		
Does this emission unit combust fuel? ___ Yes ___X No		**If yes, is it?** ___ Indirect Fired ___ Direct Fired
Maximum design heat input and/or maximum horsepower rating:		**Type and Btu/hr rating of burners:**
List the primary fuel type(s) and if applicable, the secondary fuel type(s). For each fuel type listed, provide the maximum hourly and annual fuel usage for each.		

Describe each fuel expected to be used during the term of the permit.

Fuel Type	Max. Sulfur Content	Max. Ash Content	BTU Value

Emissions Data	***T-789***	
Criteria Pollutants	Potential Emissions	
	PPH	TPY
Carbon Monoxide (CO)		
Nitrogen Oxides (NO_X)		
Lead (Pb)		
Particulate Matter ($PM_{2.5}$)		
Particulate Matter (PM_{10})		
Total Particulate Matter (TSP)		
Sulfur Dioxide (SO_2)		
Volatile Organic Compounds (VOC)		
Hazardous Air Pollutants	Potential Emissions	
	PPH	TPY
Regulated Pollutants other than Criteria and HAP	Potential Emissions	
	PPH	TPY

List the method(s) used to calculate the potential emissions (include dates of any stack tests conducted, versions of software used, source and dates of emission factors, etc.).

Emissions from this Emission Group are assigned to the major emitting process equipment. Emissions are calculated assuming 8760 hours of operation for most equipment. Emergency equipment emissions are based on 500 hours per year. Highest emitting products were chosen for each emission group, utilizing MON MACT standard batch requirements when appropriate. For tanks the highest throughput in the last three years was increased three times. This was the basis for the PTE. Emissions were calculated using ChemCAD, Essential EHS, Emission Master and/or other appropriate emission estimation models or calculation methodologies (USEPA's TANKS 4.0, WATER9, etc.). Methods take into account stack test results as appropriate.

Applicable Requirements ***T-789***

List all applicable requirements for this emission unit. For each applicable requirement, include the underlying rule/regulation citation and/or construction permit with the condition number. (*Note: Title V permit condition numbers alone are not the underlying applicable requirements*). If an emission limit is calculated based on the type of source and design capacity or if a standard is based on a design parameter, this information should also be included.

Emission Limits - 7.1.4, ; ; 45CSR34, ; 40CFR63 Subpart FFFF,

Opacity Limits - NA

Operational Limits - 7.1.6, ; ; 45CSR34, ; 40CFR63.2480,

X Permit Shield

For all applicable requirements listed above, provide monitoring/testing/recordkeeping/reporting which shall be used to demonstrate compliance. If the method is based on a permit or rule, include the condition number or citation. (Note: Each requirement listed above must have an associated method of demonstrating compliance. If there is not already a required method in place, then a method must be proposed.)

Emission Limits - NA, ;

Opacity Limits - NA;

Operational Limits - 7.2.3, ; ; 45CSR34,; 40CFR63 Subpart FFFF,

Are you in compliance with all applicable requirements for this emission unit? X Yes ___No

If no, complete the **Schedule of Compliance Form** as **ATTACHMENT F**.

ATTACHMENT E - Emission Unit Form

Emission Unit Description		*Emission Group 415*
Emission unit ID number: T-1676/T-1677	**Emission unit name:** dumpster	**List any control devices associated with this emission unit:** S-247
Provide a description of the emission unit (type, method of operation, design parameters, etc.): Tank		
Manufacturer: In House	**Model number:** NA	**Serial number:** NA
Construction date: 1989	**Installation date:**	**Modification date(s):**
Design Capacity (examples: furnaces - tons/hr, tanks - gallons):		
Maximum Hourly Throughput: See Potential Emissions estimation method	**Maximum Annual Throughput:**	**Maximum Operating Schedule:** 8760
Fuel Usage Data **(fill out all applicable fields)**		
Does this emission unit combust fuel? ___ Yes ___X No		**If yes, is it?** ___ Indirect Fired ___ Direct Fired
Maximum design heat input and/or maximum horsepower rating:		**Type and Btu/hr rating of burners:**
List the primary fuel type(s) and if applicable, the secondary fuel type(s). For each fuel type listed, provide the maximum hourly and annual fuel usage for each.		

Describe each fuel expected to be used during the term of the permit.

Fuel Type	Max. Sulfur Content	Max. Ash Content	BTU Value

Emissions Data	***T-1676/T-1677***	
Criteria Pollutants	Potential Emissions	
	PPH	TPY
Carbon Monoxide (CO)		
Nitrogen Oxides (NO_X)		
Lead (Pb)		
Particulate Matter ($PM_{2.5}$)		
Particulate Matter (PM_{10})		
Total Particulate Matter (TSP)		
Sulfur Dioxide (SO_2)		
Volatile Organic Compounds (VOC)		
Hazardous Air Pollutants	Potential Emissions	
	PPH	TPY
Regulated Pollutants other than Criteria and HAP	Potential Emissions	
	PPH	TPY

List the method(s) used to calculate the potential emissions (include dates of any stack tests conducted, versions of software used, source and dates of emission factors, etc.).

Emissions from this Emission Group are assigned to the major emitting process equipment. Emissions are calculated assuming 8760 hours of operation for most equipment. Emergency equipment emissions are based on 500 hours per year. Highest emitting products were chosen for each emission group, utilizing MON MACT standard batch requirements when appropriate. For tanks the highest throughput in the last three years was increased three times. This was the basis for the PTE. Emissions were calculated using ChemCAD, Essential EHS, Emission Master and/or other appropriate emission estimation models or calculation methodologies (USEPA's TANKS 4.0, WATER9, etc.). Methods take into account stack test results as appropriate.

Applicable Requirements ***T-1676/T-1677***

List all applicable requirements for this emission unit. For each applicable requirement, include the underlying rule/regulation citation and/or construction permit with the condition number. (*Note: Title V permit condition numbers alone are not the underlying applicable requirements*). If an emission limit is calculated based on the type of source and design capacity or if a standard is based on a design parameter, this information should also be included.

Emission Limits - 7.1.4, ; ; 45CSR34, ; 40CFR63 Subpart FFFF,

Opacity Limits - NA

Operational Limits - 7.1.6, ; ; 45CSR34, ; 40CFR63.2480,

X Permit Shield

For all applicable requirements listed above, provide monitoring/testing/recordkeeping/reporting which shall be used to demonstrate compliance. If the method is based on a permit or rule, include the condition number or citation. (Note: Each requirement listed above must have an associated method of demonstrating compliance. If there is not already a required method in place, then a method must be proposed.)

Emission Limits - NA, ;

Opacity Limits - NA;

Operational Limits - 7.2.3, ; ; 45CSR34,; 40CFR63 Subpart FFFF,

Are you in compliance with all applicable requirements for this emission unit? X Yes ___No

If no, complete the **Schedule of Compliance Form** as **ATTACHMENT F**.

ATTACHMENT E - Emission Unit Form

Emission Unit Description		*Emission Group 415*
Emission unit ID number: T-1889	**Emission unit name:** Tank	**List any control devices associated with this emission unit:** S-247

Provide a description of the emission unit (type, method of operation, design parameters, etc.):

Tank

Manufacturer:	**Model number:**	**Serial number:**
In House	NA	NA
Construction date: 1999	**Installation date:**	**Modification date(s):**

Design Capacity (examples: furnaces - tons/hr, tanks - gallons):

<20,000

Maximum Hourly Throughput:	**Maximum Annual Throughput:**	**Maximum Operating Schedule:**
See Potential Emissions estimation method		8760

Fuel Usage Data **(fill out all applicable fields)**

Does this emission unit combust fuel? ___ Yes ___X No	**If yes, is it?** ___ Indirect Fired ___ Direct Fired
Maximum design heat input and/or maximum horsepower rating:	**Type and Btu/hr rating of burners:**

List the primary fuel type(s) and if applicable, the secondary fuel type(s). For each fuel type listed, provide the maximum hourly and annual fuel usage for each.

Describe each fuel expected to be used during the term of the permit.

Fuel Type	Max. Sulfur Content	Max. Ash Content	BTU Value

Emissions Data ***T-1889***

Criteria Pollutants	Potential Emissions	
	PPH	TPY
Carbon Monoxide (CO)		
Nitrogen Oxides (NO_X)		
Lead (Pb)		
Particulate Matter ($PM_{2.5}$)		
Particulate Matter (PM_{10})		
Total Particulate Matter (TSP)		
Sulfur Dioxide (SO_2)		
Volatile Organic Compounds (VOC)		

Hazardous Air Pollutants	Potential Emissions	
	PPH	TPY

Regulated Pollutants other than Criteria and HAP	Potential Emissions	
	PPH	TPY

List the method(s) used to calculate the potential emissions (include dates of any stack tests conducted, versions of software used, source and dates of emission factors, etc.).

Emissions from this Emission Group are assigned to the major emitting process equipment. Emissions are calculated assuming 8760 hours of operation for most equipment. Emergency equipment emissions are based on 500 hours per year. Highest emitting products were chosen for each emission group, utilizing MON MACT standard batch requirements when appropriate. For tanks the highest throughput in the last three years was increased three times. This was the basis for the PTE. Emissions were calculated using ChemCAD, Essential EHS, Emission Master and/or other appropriate emission estimation models or calculation methodologies (USEPA's TANKS 4.0, WATER9, etc.). Methods take into account stack test results as appropriate.

Applicable Requirements ***T-1889***

List all applicable requirements for this emission unit. For each applicable requirement, include the underlying rule/regulation citation and/or construction permit with the condition number. (*Note: Title V permit condition numbers alone are not the underlying applicable requirements*). If an emission limit is calculated based on the type of source and design capacity or if a standard is based on a design parameter, this information should also be included.

Emission Limits - 7.1.4, ; ; 45CSR34, ; 40CFR63 Subpart FFFF,

Opacity Limits - NA

Operational Limits - NA, ; ; ;

X Permit Shield

For all applicable requirements listed above, provide monitoring/testing/recordkeeping/reporting which shall be used to demonstrate compliance. If the method is based on a permit or rule, include the condition number or citation. (Note: Each requirement listed above must have an associated method of demonstrating compliance. If there is not already a required method in place, then a method must be proposed.)

Emission Limits - NA, ;

Opacity Limits - NA;

Operational Limits - 7.2.3, ; ; 45CSR34,; 40CFR63 Subpart FFFF,

Are you in compliance with all applicable requirements for this emission unit? X Yes ___No

If no, complete the **Schedule of Compliance Form** as **ATTACHMENT F**.

ATTACHMENT E - Emission Unit Form

Emission Unit Description		*Emission Group 416*
Emission unit ID number: C-76	**Emission unit name:** Vacuum Pump	**List any control devices associated with this emission unit:** NONE

Provide a description of the emission unit (type, method of operation, design parameters, etc.):

Vacuum Pump

Manufacturer:	**Model number:**	**Serial number:**
In House	NA	NA
Construction date:	**Installation date:**	**Modification date(s):**

Design Capacity (examples: furnaces - tons/hr, tanks - gallons):

Maximum Hourly Throughput:	**Maximum Annual Throughput:**	**Maximum Operating Schedule:**
See Potential Emissions estimation method		8760

Fuel Usage Data **(fill out all applicable fields)**

Does this emission unit combust fuel? ___ Yes ___X No	**If yes, is it?** ___ Indirect Fired ___ Direct Fired
Maximum design heat input and/or maximum horsepower rating:	**Type and Btu/hr rating of burners:**

List the primary fuel type(s) and if applicable, the secondary fuel type(s). For each fuel type listed, provide the maximum hourly and annual fuel usage for each.

Describe each fuel expected to be used during the term of the permit.

Fuel Type	Max. Sulfur Content	Max. Ash Content	BTU Value

Emissions Data ***C-76***

Criteria Pollutants	Potential Emissions	
	PPH	TPY
Carbon Monoxide (CO)		
Nitrogen Oxides (NO_X)		
Lead (Pb)		
Particulate Matter ($PM_{2.5}$)		
Particulate Matter (PM_{10})		
Total Particulate Matter (TSP)		
Sulfur Dioxide (SO_2)		
Volatile Organic Compounds (VOC)		

Hazardous Air Pollutants	Potential Emissions	
	PPH	TPY

Regulated Pollutants other than Criteria and HAP	Potential Emissions	
	PPH	TPY

List the method(s) used to calculate the potential emissions (include dates of any stack tests conducted, versions of software used, source and dates of emission factors, etc.).

Emissions from this Emission Group are assigned to the major emitting process equipment. Emissions are calculated assuming 8760 hours of operation for most equipment. Emergency equipment emissions are based on 500 hours per year. Highest emitting products were chosen for each emission group, utilizing MON MACT standard batch requirements when appropriate. For tanks the highest throughput in the last three years was increased three times. This was the basis for the PTE. Emissions were calculated using ChemCAD, Essential EHS, Emission Master and/or other appropriate emission estimation models or calculation methodologies (USEPA's TANKS 4.0, WATER9, etc.). Methods take into account stack test results as appropriate.

Applicable Requirements ***C-76***

List all applicable requirements for this emission unit. For each applicable requirement, include the underlying rule/regulation citation and/or construction permit with the condition number. (*Note: Title V permit condition numbers alone are not the underlying applicable requirements*). If an emission limit is calculated based on the type of source and design capacity or if a standard is based on a design parameter, this information should also be included.

Emission Limits - 7.1.4, ; ; 45CSR34, ; 40CFR63 Subpart FFFF,

Opacity Limits - NA

Operational Limits - 7.1.6, ; ; 45CSR34, ; 40CFR63.2480,

X Permit Shield

For all applicable requirements listed above, provide monitoring/testing/recordkeeping/reporting which shall be used to demonstrate compliance. If the method is based on a permit or rule, include the condition number or citation. (Note: Each requirement listed above must have an associated method of demonstrating compliance. If there is not already a required method in place, then a method must be proposed.)

Emission Limits - NA, ;

Opacity Limits - NA;

Operational Limits - 7.2.3, ; ; 45CSR34,; 40CFR63 Subpart FFFF,

Are you in compliance with all applicable requirements for this emission unit? X Yes ___No

If no, complete the **Schedule of Compliance Form** as **ATTACHMENT F**.

ATTACHMENT E - Emission Unit Form

Emission Unit Description		*Emission Group 416*
Emission unit ID number: H-255	**Emission unit name:** Condenser	**List any control devices associated with this emission unit:** NONE

Provide a description of the emission unit (type, method of operation, design parameters, etc.):

Condenser

Manufacturer:	**Model number:**	**Serial number:**
In House	NA	NA
Construction date:	**Installation date:**	**Modification date(s):**

Design Capacity (examples: furnaces - tons/hr, tanks - gallons):

Maximum Hourly Throughput:	**Maximum Annual Throughput:**	**Maximum Operating Schedule:**
See Potential Emissions estimation method		8760

Fuel Usage Data **(fill out all applicable fields)**

Does this emission unit combust fuel? ___ Yes ___X No	**If yes, is it?** ___ Indirect Fired ___ Direct Fired
Maximum design heat input and/or maximum horsepower rating:	**Type and Btu/hr rating of burners:**

List the primary fuel type(s) and if applicable, the secondary fuel type(s). For each fuel type listed, provide the maximum hourly and annual fuel usage for each.

Describe each fuel expected to be used during the term of the permit.

Fuel Type	Max. Sulfur Content	Max. Ash Content	BTU Value

Emissions Data ***H-255***

Criteria Pollutants	Potential Emissions	
	PPH	TPY
Carbon Monoxide (CO)		
Nitrogen Oxides (NO_X)		
Lead (Pb)		
Particulate Matter ($PM_{2.5}$)		
Particulate Matter (PM_{10})		
Total Particulate Matter (TSP)		
Sulfur Dioxide (SO_2)		
Volatile Organic Compounds (VOC)		

Hazardous Air Pollutants	Potential Emissions	
	PPH	TPY

Regulated Pollutants other than Criteria and HAP	Potential Emissions	
	PPH	TPY

List the method(s) used to calculate the potential emissions (include dates of any stack tests conducted, versions of software used, source and dates of emission factors, etc.).

Emissions from this Emission Group are assigned to the major emitting process equipment. Emissions are calculated assuming 8760 hours of operation for most equipment. Emergency equipment emissions are based on 500 hours per year. Highest emitting products were chosen for each emission group, utilizing MON MACT standard batch requirements when appropriate. For tanks the highest throughput in the last three years was increased three times. This was the basis for the PTE. Emissions were calculated using ChemCAD, Essential EHS, Emission Master and/or other appropriate emission estimation models or calculation methodologies (USEPA's TANKS 4.0, WATER9, etc.). Methods take into account stack test results as appropriate.

Applicable Requirements ***H-255***

List all applicable requirements for this emission unit. For each applicable requirement, include the underlying rule/regulation citation and/or construction permit with the condition number. (*Note: Title V permit condition numbers alone are not the underlying applicable requirements*). If an emission limit is calculated based on the type of source and design capacity or if a standard is based on a design parameter, this information should also be included.

Emission Limits - 7.1.4, ; ; 45CSR34, ; 40CFR63 Subpart FFFF,

Opacity Limits - NA

Operational Limits - 7.1.6, ; ; 45CSR34, ; 40CFR63.2480,

X Permit Shield

For all applicable requirements listed above, provide monitoring/testing/recordkeeping/reporting which shall be used to demonstrate compliance. If the method is based on a permit or rule, include the condition number or citation. (Note: Each requirement listed above must have an associated method of demonstrating compliance. If there is not already a required method in place, then a method must be proposed.)

Emission Limits - NA, ;

Opacity Limits - NA;

Operational Limits - 7.2.3, ; ; 45CSR34,; 40CFR63 Subpart FFFF,

Are you in compliance with all applicable requirements for this emission unit? X Yes ___No

If no, complete the **Schedule of Compliance Form** as **ATTACHMENT F**.

ATTACHMENT E - Emission Unit Form

Emission Unit Description		*Emission Group 416*
Emission unit ID number: K-13	**Emission unit name:** Tank	**List any control devices associated with this emission unit:** NONE

Provide a description of the emission unit (type, method of operation, design parameters, etc.):

Tank

Manufacturer:	**Model number:**	**Serial number:**
In House	NA	NA
Construction date:	**Installation date:**	**Modification date(s):**

Design Capacity (examples: furnaces - tons/hr, tanks - gallons):

<20,000

Maximum Hourly Throughput:	**Maximum Annual Throughput:**	**Maximum Operating Schedule:**
See Potential Emissions estimation method		8760

Fuel Usage Data **(fill out all applicable fields)**

Does this emission unit combust fuel? ___ Yes ___X No	**If yes, is it?** ___ Indirect Fired ___ Direct Fired
Maximum design heat input and/or maximum horsepower rating:	**Type and Btu/hr rating of burners:**

List the primary fuel type(s) and if applicable, the secondary fuel type(s). For each fuel type listed, provide the maximum hourly and annual fuel usage for each.

Describe each fuel expected to be used during the term of the permit.

Fuel Type	Max. Sulfur Content	Max. Ash Content	BTU Value

Emissions Data ***K-13***

Criteria Pollutants	Potential Emissions	
	PPH	TPY
Carbon Monoxide (CO)		
Nitrogen Oxides (NO_X)		
Lead (Pb)		
Particulate Matter ($PM_{2.5}$)		
Particulate Matter (PM_{10})		
Total Particulate Matter (TSP)		
Sulfur Dioxide (SO_2)		
Volatile Organic Compounds (VOC)		

Hazardous Air Pollutants	Potential Emissions	
	PPH	TPY
Methylene Chloride	0.00	3.30

Regulated Pollutants other than Criteria and HAP	Potential Emissions	
	PPH	TPY

List the method(s) used to calculate the potential emissions (include dates of any stack tests conducted, versions of software used, source and dates of emission factors, etc.).

Emissions from this Emission Group are assigned to the major emitting process equipment. Emissions are calculated assuming 8760 hours of operation for most equipment. Emergency equipment emissions are based on 500 hours per year. Highest emitting products were chosen for each emission group, utilizing MON MACT standard batch requirements when appropriate. For tanks the highest throughput in the last three years was increased three times. This was the basis for the PTE. Emissions were calculated using ChemCAD, Essential EHS, Emission Master and/or other appropriate emission estimation models or calculation methodologies (USEPA's TANKS 4.0, WATER9, etc.). Methods take into account stack test results as appropriate.

Applicable Requirements ***K-13***

List all applicable requirements for this emission unit. For each applicable requirement, include the underlying rule/regulation citation and/or construction permit with the condition number. (*Note: Title V permit condition numbers alone are not the underlying applicable requirements*). If an emission limit is calculated based on the type of source and design capacity or if a standard is based on a design parameter, this information should also be included.

Emission Limits - 7.1.4, ; ; 45CSR34, ; 40CFR63 Subpart FFFF,

Opacity Limits - NA

Operational Limits - NA, ; ; ;

X Permit Shield

For all applicable requirements listed above, provide monitoring/testing/recordkeeping/reporting which shall be used to demonstrate compliance. If the method is based on a permit or rule, include the condition number or citation. (Note: Each requirement listed above must have an associated method of demonstrating compliance. If there is not already a required method in place, then a method must be proposed.)

Emission Limits - NA, ;

Opacity Limits - NA;

Operational Limits - 7.2.3, ; ; 45CSR34,; 40CFR63 Subpart FFFF,

Are you in compliance with all applicable requirements for this emission unit? X Yes ___No

If no, complete the **Schedule of Compliance Form** as **ATTACHMENT F**.

ATTACHMENT E - Emission Unit Form

Emission Unit Description		*Emission Group 417*
Emission unit ID number: H-1366	**Emission unit name:** Feed vaporizer	**List any control devices associated with this emission unit:** S-241

Provide a description of the emission unit (type, method of operation, design parameters, etc.):

Feed vaporizer

Manufacturer: In House	**Model number:** NA	**Serial number:** NA
Construction date:	**Installation date:**	**Modification date(s):**

Design Capacity (examples: furnaces - tons/hr, tanks - gallons):

Maximum Hourly Throughput: See Potential Emissions estimation method	**Maximum Annual Throughput:**	**Maximum Operating Schedule:** 8760

Fuel Usage Data **(fill out all applicable fields)**

Does this emission unit combust fuel? ___ Yes ___X No	**If yes, is it?** ___ Indirect Fired ___ Direct Fired
Maximum design heat input and/or maximum horsepower rating:	**Type and Btu/hr rating of burners:**

List the primary fuel type(s) and if applicable, the secondary fuel type(s). For each fuel type listed, provide the maximum hourly and annual fuel usage for each.

Describe each fuel expected to be used during the term of the permit.

Fuel Type	Max. Sulfur Content	Max. Ash Content	BTU Value

Emissions Data ***H-1366***

Criteria Pollutants	Potential Emissions	
	PPH	TPY
Carbon Monoxide (CO)		
Nitrogen Oxides (NO_X)		
Lead (Pb)		
Particulate Matter ($PM_{2.5}$)		
Particulate Matter (PM_{10})		
Total Particulate Matter (TSP)		
Sulfur Dioxide (SO_2)		
Volatile Organic Compounds (VOC)		

Hazardous Air Pollutants	Potential Emissions	
	PPH	TPY

Regulated Pollutants other than Criteria and HAP	Potential Emissions	
	PPH	TPY

List the method(s) used to calculate the potential emissions (include dates of any stack tests conducted, versions of software used, source and dates of emission factors, etc.).

Emissions from this Emission Group are assigned to the major emitting process equipment. Emissions are calculated assuming 8760 hours of operation for most equipment. Emergency equipment emissions are based on 500 hours per year. Highest emitting products were chosen for each emission group, utilizing MON MACT standard batch requirements when appropriate. For tanks the highest throughput in the last three years was increased three times. This was the basis for the PTE. Emissions were calculated using ChemCAD, Essential EHS, Emission Master and/or other appropriate emission estimation models or calculation methodologies (USEPA's TANKS 4.0, WATER9, etc.). Methods take into account stack test results as appropriate.

Applicable Requirements ***H-1366***

List all applicable requirements for this emission unit. For each applicable requirement, include the underlying rule/regulation citation and/or construction permit with the condition number. (*Note: Title V permit condition numbers alone are not the underlying applicable requirements*). If an emission limit is calculated based on the type of source and design capacity or if a standard is based on a design parameter, this information should also be included.

Emission Limits - 7.1.4, ; ; 45CSR34, ; 40CFR63 Subpart FFFF,

Opacity Limits - NA

Operational Limits - 7.1.6, ; ; 45CSR34, ; 40CFR63.2480,

X Permit Shield

For all applicable requirements listed above, provide monitoring/testing/recordkeeping/reporting which shall be used to demonstrate compliance. If the method is based on a permit or rule, include the condition number or citation. (Note: Each requirement listed above must have an associated method of demonstrating compliance. If there is not already a required method in place, then a method must be proposed.)

Emission Limits - NA, ;

Opacity Limits - NA;

Operational Limits - 7.2.3, ; ; 45CSR34,; 40CFR63 Subpart FFFF,

Are you in compliance with all applicable requirements for this emission unit? X Yes ___No

If no, complete the **Schedule of Compliance Form** as **ATTACHMENT F**.

ATTACHMENT E - Emission Unit Form

Emission Unit Description		*Emission Group 417*
Emission unit ID number: K-20	**Emission unit name:** Kettle	**List any control devices associated with this emission unit:** S-241
Provide a description of the emission unit (type, method of operation, design parameters, etc.): Kettle		
Manufacturer: In House	**Model number:** NA	**Serial number:** NA
Construction date:	**Installation date:**	**Modification date(s):**
Design Capacity (examples: furnaces - tons/hr, tanks - gallons):		
Maximum Hourly Throughput: See Potential Emissions estimation method	**Maximum Annual Throughput:**	**Maximum Operating Schedule:** 8760
Fuel Usage Data **(fill out all applicable fields)**		
Does this emission unit combust fuel? ___ Yes ___X No		**If yes, is it?** ___ Indirect Fired ___ Direct Fired
Maximum design heat input and/or maximum horsepower rating:		**Type and Btu/hr rating of burners:**
List the primary fuel type(s) and if applicable, the secondary fuel type(s). For each fuel type listed, provide the maximum hourly and annual fuel usage for each.		

Describe each fuel expected to be used during the term of the permit.

Fuel Type	Max. Sulfur Content	Max. Ash Content	BTU Value

Emissions Data ***K-20***

Criteria Pollutants	Potential Emissions	
	PPH	TPY
Carbon Monoxide (CO)		
Nitrogen Oxides (NO_X)		
Lead (Pb)		
Particulate Matter ($PM_{2.5}$)		
Particulate Matter (PM_{10})		
Total Particulate Matter (TSP)		
Sulfur Dioxide (SO_2)		
Volatile Organic Compounds (VOC)	1.83	8.00

Hazardous Air Pollutants	Potential Emissions	
	PPH	TPY
Toluene	0.39	1.70

Regulated Pollutants other than Criteria and HAP	Potential Emissions	
	PPH	TPY

List the method(s) used to calculate the potential emissions (include dates of any stack tests conducted, versions of software used, source and dates of emission factors, etc.).

Emissions from this Emission Group are assigned to the major emitting process equipment. Emissions are calculated assuming 8760 hours of operation for most equipment. Emergency equipment emissions are based on 500 hours per year. Highest emitting products were chosen for each emission group, utilizing MON MACT standard batch requirements when appropriate. For tanks the highest throughput in the last three years was increased three times. This was the basis for the PTE. Emissions were calculated using ChemCAD, Essential EHS, Emission Master and/or other appropriate emission estimation models or calculation methodologies (USEPA's TANKS 4.0, WATER9, etc.). Methods take into account stack test results as appropriate.

Applicable Requirements ***K-20***

List all applicable requirements for this emission unit. For each applicable requirement, include the underlying rule/regulation citation and/or construction permit with the condition number. (*Note: Title V permit condition numbers alone are not the underlying applicable requirements*). If an emission limit is calculated based on the type of source and design capacity or if a standard is based on a design parameter, this information should also be included.

Emission Limits - 7.1.4, ; ; 45CSR34, ; 40CFR63 Subpart FFFF,

Opacity Limits - NA

Operational Limits - 7.1.6, ; ; 45CSR34, ; 40CFR63.2480,

X Permit Shield

For all applicable requirements listed above, provide monitoring/testing/recordkeeping/reporting which shall be used to demonstrate compliance. If the method is based on a permit or rule, include the condition number or citation. (Note: Each requirement listed above must have an associated method of demonstrating compliance. If there is not already a required method in place, then a method must be proposed.)

Emission Limits - NA, ;

Opacity Limits - NA;

Operational Limits - 7.2.3, ; ; 45CSR34,; 40CFR63 Subpart FFFF,

Are you in compliance with all applicable requirements for this emission unit? X Yes ___No

If no, complete the **Schedule of Compliance Form** as **ATTACHMENT F**.

ATTACHMENT E - Emission Unit Form

Emission Unit Description		*Emission Group 417*
Emission unit ID number: T-502	**Emission unit name:** Lights Receiver	**List any control devices associated with this emission unit:** S-241
Provide a description of the emission unit (type, method of operation, design parameters, etc.): Tank		
Manufacturer: In House	**Model number:** NA	**Serial number:** NA
Construction date: 1959	**Installation date:**	**Modification date(s):**
Design Capacity (examples: furnaces - tons/hr, tanks - gallons):		
Maximum Hourly Throughput: See Potential Emissions estimation method	**Maximum Annual Throughput:**	**Maximum Operating Schedule:** 8760
Fuel Usage Data **(fill out all applicable fields)**		
Does this emission unit combust fuel? ___ Yes ___X No		**If yes, is it?** ___ Indirect Fired ___ Direct Fired
Maximum design heat input and/or maximum horsepower rating:		**Type and Btu/hr rating of burners:**
List the primary fuel type(s) and if applicable, the secondary fuel type(s). For each fuel type listed, provide the maximum hourly and annual fuel usage for each.		

Describe each fuel expected to be used during the term of the permit.

Fuel Type	Max. Sulfur Content	Max. Ash Content	BTU Value

Emissions Data	***T-502***	
Criteria Pollutants	Potential Emissions	
	PPH	TPY
Carbon Monoxide (CO)		
Nitrogen Oxides (NO_X)		
Lead (Pb)		
Particulate Matter ($PM_{2.5}$)		
Particulate Matter (PM_{10})		
Total Particulate Matter (TSP)		
Sulfur Dioxide (SO_2)		
Volatile Organic Compounds (VOC)		
Hazardous Air Pollutants	Potential Emissions	
	PPH	TPY
Regulated Pollutants other than Criteria and HAP	Potential Emissions	
	PPH	TPY

List the method(s) used to calculate the potential emissions (include dates of any stack tests conducted, versions of software used, source and dates of emission factors, etc.).

Emissions from this Emission Group are assigned to the major emitting process equipment. Emissions are calculated assuming 8760 hours of operation for most equipment. Emergency equipment emissions are based on 500 hours per year. Highest emitting products were chosen for each emission group, utilizing MON MACT standard batch requirements when appropriate. For tanks the highest throughput in the last three years was increased three times. This was the basis for the PTE. Emissions were calculated using ChemCAD, Essential EHS, Emission Master and/or other appropriate emission estimation models or calculation methodologies (USEPA's TANKS 4.0, WATER9, etc.). Methods take into account stack test results as appropriate.

Applicable Requirements ***T-502***

List all applicable requirements for this emission unit. For each applicable requirement, include the underlying rule/regulation citation and/or construction permit with the condition number. (*Note: Title V permit condition numbers alone are not the underlying applicable requirements*). If an emission limit is calculated based on the type of source and design capacity or if a standard is based on a design parameter, this information should also be included.

Emission Limits - 7.1.4, ; ; 45CSR34, ; 40CFR63 Subpart FFFF,

Opacity Limits - NA

Operational Limits - 7.1.6, ; ; 45CSR34, ; 40CFR63.2480,

X Permit Shield

For all applicable requirements listed above, provide monitoring/testing/recordkeeping/reporting which shall be used to demonstrate compliance. If the method is based on a permit or rule, include the condition number or citation. (Note: Each requirement listed above must have an associated method of demonstrating compliance. If there is not already a required method in place, then a method must be proposed.)

Emission Limits - NA, ;

Opacity Limits - NA;

Operational Limits - 7.2.3, ; ; 45CSR34,; 40CFR63 Subpart FFFF,

Are you in compliance with all applicable requirements for this emission unit? X Yes ___No

If no, complete the **Schedule of Compliance Form** as **ATTACHMENT F**.

ATTACHMENT E - Emission Unit Form

Emission Unit Description		*Emission Group 417*
Emission unit ID number: T-800	**Emission unit name:** Product Receiver	**List any control devices associated with this emission unit:** S-241
Provide a description of the emission unit (type, method of operation, design parameters, etc.): Tank		
Manufacturer: In House	**Model number:** NA	**Serial number:** NA
Construction date: 1968	**Installation date:**	**Modification date(s):**
Design Capacity (examples: furnaces - tons/hr, tanks - gallons):		
Maximum Hourly Throughput: See Potential Emissions estimation method	**Maximum Annual Throughput:**	**Maximum Operating Schedule:** 8760
Fuel Usage Data **(fill out all applicable fields)**		
Does this emission unit combust fuel? ___ Yes ___X No		**If yes, is it?** ___ Indirect Fired ___ Direct Fired
Maximum design heat input and/or maximum horsepower rating:		**Type and Btu/hr rating of burners:**
List the primary fuel type(s) and if applicable, the secondary fuel type(s). For each fuel type listed, provide the maximum hourly and annual fuel usage for each.		

Describe each fuel expected to be used during the term of the permit.

Fuel Type	Max. Sulfur Content	Max. Ash Content	BTU Value

Emissions Data	***T-800***	
Criteria Pollutants	Potential Emissions	
	PPH	TPY
Carbon Monoxide (CO)		
Nitrogen Oxides (NO_X)		
Lead (Pb)		
Particulate Matter ($PM_{2.5}$)		
Particulate Matter (PM_{10})		
Total Particulate Matter (TSP)		
Sulfur Dioxide (SO_2)		
Volatile Organic Compounds (VOC)		
Hazardous Air Pollutants	Potential Emissions	
	PPH	TPY
Regulated Pollutants other than Criteria and HAP	Potential Emissions	
	PPH	TPY

List the method(s) used to calculate the potential emissions (include dates of any stack tests conducted, versions of software used, source and dates of emission factors, etc.).

Emissions from this Emission Group are assigned to the major emitting process equipment. Emissions are calculated assuming 8760 hours of operation for most equipment. Emergency equipment emissions are based on 500 hours per year. Highest emitting products were chosen for each emission group, utilizing MON MACT standard batch requirements when appropriate. For tanks the highest throughput in the last three years was increased three times. This was the basis for the PTE. Emissions were calculated using ChemCAD, Essential EHS, Emission Master and/or other appropriate emission estimation models or calculation methodologies (USEPA's TANKS 4.0, WATER9, etc.). Methods take into account stack test results as appropriate.

Applicable Requirements ***T-800***

List all applicable requirements for this emission unit. For each applicable requirement, include the underlying rule/regulation citation and/or construction permit with the condition number. (*Note: Title V permit condition numbers alone are not the underlying applicable requirements*). If an emission limit is calculated based on the type of source and design capacity or if a standard is based on a design parameter, this information should also be included.

Emission Limits - 7.1.4, ; ; 45CSR34, ; 40CFR63 Subpart FFFF,

Opacity Limits - NA

Operational Limits - 7.1.6, ; ; 45CSR34, ; 40CFR63.2480,

X Permit Shield

For all applicable requirements listed above, provide monitoring/testing/recordkeeping/reporting which shall be used to demonstrate compliance. If the method is based on a permit or rule, include the condition number or citation. (Note: Each requirement listed above must have an associated method of demonstrating compliance. If there is not already a required method in place, then a method must be proposed.)

Emission Limits - NA, ;

Opacity Limits - NA;

Operational Limits - 7.2.3, ; ; 45CSR34,; 40CFR63 Subpart FFFF,

Are you in compliance with all applicable requirements for this emission unit? X Yes ___No

If no, complete the **Schedule of Compliance Form** as **ATTACHMENT F**.

ATTACHMENT E - Emission Unit Form

Emission Unit Description		*Emission Group 417*
Emission unit ID number: T-2018	**Emission unit name:** Raw Material Tank	**List any control devices associated with this emission unit:** S-241

Provide a description of the emission unit (type, method of operation, design parameters, etc.):

Tank

Manufacturer:	**Model number:**	**Serial number:**
In House	NA	NA
Construction date: 2001	**Installation date:**	**Modification date(s):**

Design Capacity (examples: furnaces - tons/hr, tanks - gallons):

Maximum Hourly Throughput:	**Maximum Annual Throughput:**	**Maximum Operating Schedule:**
See Potential Emissions estimation method		8760

Fuel Usage Data **(fill out all applicable fields)**

Does this emission unit combust fuel? ___ Yes ___X No	**If yes, is it?** ___ Indirect Fired ___ Direct Fired
Maximum design heat input and/or maximum horsepower rating:	**Type and Btu/hr rating of burners:**

List the primary fuel type(s) and if applicable, the secondary fuel type(s). For each fuel type listed, provide the maximum hourly and annual fuel usage for each.

Describe each fuel expected to be used during the term of the permit.

Fuel Type	Max. Sulfur Content	Max. Ash Content	BTU Value

Emissions Data ***T-2018***

Criteria Pollutants	Potential Emissions	
	PPH	TPY
Carbon Monoxide (CO)		
Nitrogen Oxides (NO_X)		
Lead (Pb)		
Particulate Matter ($PM_{2.5}$)		
Particulate Matter (PM_{10})		
Total Particulate Matter (TSP)		
Sulfur Dioxide (SO_2)		
Volatile Organic Compounds (VOC)		

Hazardous Air Pollutants	Potential Emissions	
	PPH	TPY

Regulated Pollutants other than Criteria and HAP	Potential Emissions	
	PPH	TPY

List the method(s) used to calculate the potential emissions (include dates of any stack tests conducted, versions of software used, source and dates of emission factors, etc.).

Emissions from this Emission Group are assigned to the major emitting process equipment. Emissions are calculated assuming 8760 hours of operation for most equipment. Emergency equipment emissions are based on 500 hours per year. Highest emitting products were chosen for each emission group, utilizing MON MACT standard batch requirements when appropriate. For tanks the highest throughput in the last three years was increased three times. This was the basis for the PTE. Emissions were calculated using ChemCAD, Essential EHS, Emission Master and/or other appropriate emission estimation models or calculation methodologies (USEPA's TANKS 4.0, WATER9, etc.). Methods take into account stack test results as appropriate.

Applicable Requirements ***T-2018***

List all applicable requirements for this emission unit. For each applicable requirement, include the underlying rule/regulation citation and/or construction permit with the condition number. (*Note: Title V permit condition numbers alone are not the underlying applicable requirements*). If an emission limit is calculated based on the type of source and design capacity or if a standard is based on a design parameter, this information should also be included.

Emission Limits - 7.1.4, ; ; 45CSR34, ; 40CFR63 Subpart FFFF,

Opacity Limits - NA

Operational Limits - 7.1.6, ; ; 45CSR34, ; 40CFR63.2480,

X Permit Shield

For all applicable requirements listed above, provide monitoring/testing/recordkeeping/reporting which shall be used to demonstrate compliance. If the method is based on a permit or rule, include the condition number or citation. (Note: Each requirement listed above must have an associated method of demonstrating compliance. If there is not already a required method in place, then a method must be proposed.)

Emission Limits - NA, ;

Opacity Limits - NA;

Operational Limits - 7.2.3, ; ; 45CSR34,; 40CFR63 Subpart FFFF,

Are you in compliance with all applicable requirements for this emission unit? X Yes ___No

If no, complete the **Schedule of Compliance Form** as **ATTACHMENT F**.

ATTACHMENT E - Emission Unit Form

Emission Unit Description		*Emission Group 418*
Emission unit ID number: C-66	**Emission unit name:** Vacuum Ejectors	**List any control devices associated with this emission unit:** NONE

Provide a description of the emission unit (type, method of operation, design parameters, etc.):

Vacuum Ejectors

Manufacturer:	**Model number:**	**Serial number:**
In House	NA	NA
Construction date:	**Installation date:**	**Modification date(s):**

Design Capacity (examples: furnaces - tons/hr, tanks - gallons):

Maximum Hourly Throughput:	**Maximum Annual Throughput:**	**Maximum Operating Schedule:**
See Potential Emissions estimation method		8760

Fuel Usage Data **(fill out all applicable fields)**

Does this emission unit combust fuel? ___ Yes ___X No	**If yes, is it?** ___ Indirect Fired ___ Direct Fired
Maximum design heat input and/or maximum horsepower rating:	**Type and Btu/hr rating of burners:**

List the primary fuel type(s) and if applicable, the secondary fuel type(s). For each fuel type listed, provide the maximum hourly and annual fuel usage for each.

Describe each fuel expected to be used during the term of the permit.

Fuel Type	Max. Sulfur Content	Max. Ash Content	BTU Value

Emissions Data ***C-66***

Criteria Pollutants	Potential Emissions	
	PPH	TPY
Carbon Monoxide (CO)		
Nitrogen Oxides (NO_X)		
Lead (Pb)		
Particulate Matter ($PM_{2.5}$)		
Particulate Matter (PM_{10})		
Total Particulate Matter (TSP)		
Sulfur Dioxide (SO_2)		
Volatile Organic Compounds (VOC)		

Hazardous Air Pollutants	Potential Emissions	
	PPH	TPY

Regulated Pollutants other than Criteria and HAP	Potential Emissions	
	PPH	TPY

List the method(s) used to calculate the potential emissions (include dates of any stack tests conducted, versions of software used, source and dates of emission factors, etc.).

Emissions from this Emission Group are assigned to the major emitting process equipment. Emissions are calculated assuming 8760 hours of operation for most equipment. Emergency equipment emissions are based on 500 hours per year. Highest emitting products were chosen for each emission group, utilizing MON MACT standard batch requirements when appropriate. For tanks the highest throughput in the last three years was increased three times. This was the basis for the PTE. Emissions were calculated using ChemCAD, Essential EHS, Emission Master and/or other appropriate emission estimation models or calculation methodologies (USEPA's TANKS 4.0, WATER9, etc.). Methods take into account stack test results as appropriate.

Applicable Requirements ***C-66***

List all applicable requirements for this emission unit. For each applicable requirement, include the underlying rule/regulation citation and/or construction permit with the condition number. (*Note: Title V permit condition numbers alone are not the underlying applicable requirements*). If an emission limit is calculated based on the type of source and design capacity or if a standard is based on a design parameter, this information should also be included.

Emission Limits - 7.1.4, ; ; 45CSR34, ; 40CFR63 Subpart FFFF,

Opacity Limits - NA

Operational Limits - 7.1.6, ; ; 45CSR34, ; 40CFR63.2480,

X Permit Shield

For all applicable requirements listed above, provide monitoring/testing/recordkeeping/reporting which shall be used to demonstrate compliance. If the method is based on a permit or rule, include the condition number or citation. (Note: Each requirement listed above must have an associated method of demonstrating compliance. If there is not already a required method in place, then a method must be proposed.)

Emission Limits - NA, ;

Opacity Limits - NA;

Operational Limits - 7.2.3, ; ; 45CSR34,; 40CFR63 Subpart FFFF,

Are you in compliance with all applicable requirements for this emission unit? X Yes ___No

If no, complete the **Schedule of Compliance Form** as **ATTACHMENT F**.

ATTACHMENT E - Emission Unit Form

Emission Unit Description		*Emission Group 418*
Emission unit ID number: T-357	**Emission unit name:** Reactor/blend tank	**List any control devices associated with this emission unit:** NONE

Provide a description of the emission unit (type, method of operation, design parameters, etc.):

Tank

Manufacturer:	**Model number:**	**Serial number:**
In House	NA	NA
Construction date: 1956	**Installation date:**	**Modification date(s):**

Design Capacity (examples: furnaces - tons/hr, tanks - gallons):

Maximum Hourly Throughput:	**Maximum Annual Throughput:**	**Maximum Operating Schedule:**
See Potential Emissions estimation method		8760

Fuel Usage Data **(fill out all applicable fields)**

Does this emission unit combust fuel? ___ Yes ___X No	**If yes, is it?** ___ Indirect Fired ___ Direct Fired
Maximum design heat input and/or maximum horsepower rating:	**Type and Btu/hr rating of burners:**

List the primary fuel type(s) and if applicable, the secondary fuel type(s). For each fuel type listed, provide the maximum hourly and annual fuel usage for each.

Describe each fuel expected to be used during the term of the permit.

Fuel Type	Max. Sulfur Content	Max. Ash Content	BTU Value

Emissions Data	***T-357***	
Criteria Pollutants	Potential Emissions	
	PPH	TPY
Carbon Monoxide (CO)		
Nitrogen Oxides (NO_X)		
Lead (Pb)		
Particulate Matter ($PM_{2.5}$)		
Particulate Matter (PM_{10})		
Total Particulate Matter (TSP)		
Sulfur Dioxide (SO_2)		
Volatile Organic Compounds (VOC)	2.69	11.80
Hazardous Air Pollutants	Potential Emissions	
	PPH	TPY
Methanol	1.05	4.60
Toluene	1.26	5.50
Regulated Pollutants other than Criteria and HAP	Potential Emissions	
	PPH	TPY

List the method(s) used to calculate the potential emissions (include dates of any stack tests conducted, versions of software used, source and dates of emission factors, etc.).

Emissions from this Emission Group are assigned to the major emitting process equipment. Emissions are calculated assuming 8760 hours of operation for most equipment. Emergency equipment emissions are based on 500 hours per year. Highest emitting products were chosen for each emission group, utilizing MON MACT standard batch requirements when appropriate. For tanks the highest throughput in the last three years was increased three times. This was the basis for the PTE. Emissions were calculated using ChemCAD, Essential EHS, Emission Master and/or other appropriate emission estimation models or calculation methodologies (USEPA's TANKS 4.0, WATER9, etc.). Methods take into account stack test results as appropriate.

Applicable Requirements ***T-357***

List all applicable requirements for this emission unit. For each applicable requirement, include the underlying rule/regulation citation and/or construction permit with the condition number. (*Note: Title V permit condition numbers alone are not the underlying applicable requirements*). If an emission limit is calculated based on the type of source and design capacity or if a standard is based on a design parameter, this information should also be included.

Emission Limits - 7.1.4, ; ; 45CSR34, ; 40CFR63 Subpart FFFF,

Opacity Limits - NA

Operational Limits - 7.1.6, ; ; 45CSR34, ; 40CFR63.2480,

X Permit Shield

For all applicable requirements listed above, provide monitoring/testing/recordkeeping/reporting which shall be used to demonstrate compliance. If the method is based on a permit or rule, include the condition number or citation. (Note: Each requirement listed above must have an associated method of demonstrating compliance. If there is not already a required method in place, then a method must be proposed.)

Emission Limits - NA, ;

Opacity Limits - NA;

Operational Limits - 7.2.3, ; ; 45CSR34,; 40CFR63 Subpart FFFF,

Are you in compliance with all applicable requirements for this emission unit? X Yes ___No

If no, complete the **Schedule of Compliance Form** as **ATTACHMENT F**.

ATTACHMENT E - Emission Unit Form

Emission Unit Description		*Emission Group 431*
Emission unit ID number: E-1511	**Emission unit name:** Cyclone	**List any control devices associated with this emission unit:** S-237

Provide a description of the emission unit (type, method of operation, design parameters, etc.):

Cyclone

Manufacturer:	**Model number:**	**Serial number:**
In House	NA	NA
Construction date:	**Installation date:**	**Modification date(s):**

Design Capacity (examples: furnaces - tons/hr, tanks - gallons):

Maximum Hourly Throughput:	**Maximum Annual Throughput:**	**Maximum Operating Schedule:**
See Potential Emissions estimation method		8760

Fuel Usage Data **(fill out all applicable fields)**

Does this emission unit combust fuel? ___ Yes ___X No	**If yes, is it?** ___ Indirect Fired ___ Direct Fired
Maximum design heat input and/or maximum horsepower rating:	**Type and Btu/hr rating of burners:**

List the primary fuel type(s) and if applicable, the secondary fuel type(s). For each fuel type listed, provide the maximum hourly and annual fuel usage for each.

Describe each fuel expected to be used during the term of the permit.

Fuel Type	Max. Sulfur Content	Max. Ash Content	BTU Value

Emissions Data	***E-1511***	
Criteria Pollutants	Potential Emissions	
	PPH	TPY
Carbon Monoxide (CO)		
Nitrogen Oxides (NO_X)		
Lead (Pb)		
Particulate Matter ($PM_{2.5}$)		
Particulate Matter (PM_{10})		
Total Particulate Matter (TSP)		
Sulfur Dioxide (SO_2)		
Volatile Organic Compounds (VOC)		
Hazardous Air Pollutants	Potential Emissions	
	PPH	TPY
Regulated Pollutants other than Criteria and HAP	Potential Emissions	
	PPH	TPY

List the method(s) used to calculate the potential emissions (include dates of any stack tests conducted, versions of software used, source and dates of emission factors, etc.).

Emissions from this Emission Group are assigned to the major emitting process equipment. Emissions are calculated assuming 8760 hours of operation for most equipment. Emergency equipment emissions are based on 500 hours per year. Highest emitting products were chosen for each emission group, utilizing MON MACT standard batch requirements when appropriate. For tanks the highest throughput in the last three years was increased three times. This was the basis for the PTE. Emissions were calculated using ChemCAD, Essential EHS, Emission Master and/or other appropriate emission estimation models or calculation methodologies (USEPA's TANKS 4.0, WATER9, etc.). Methods take into account stack test results as appropriate.

Applicable Requirements ***E-1511***

List all applicable requirements for this emission unit. For each applicable requirement, include the underlying rule/regulation citation and/or construction permit with the condition number. (*Note: Title V permit condition numbers alone are not the underlying applicable requirements*). If an emission limit is calculated based on the type of source and design capacity or if a standard is based on a design parameter, this information should also be included.

Emission Limits - 4.1.1, 4.1.20, 4.1.21, 4.1.22, 4.3.6, ; 45CSR13 Permit R13-2338 4.1.1, 4.3.6, ; 45CSR34, 45CSR16, ; 40CFR63 Subpart FFFF, 40CFR60.8,

Opacity Limits - NA

Operational Limits - 4.1.4, 4.1.16, 4.1.17, 4.1.18, 4.1.23, 4.1.24, 4.1.25, 4.1.26, ; 45CSR13 Permit R13-2338 4.1.4,4.1.18, ; 45CSR16 , 45CSR34 , ; 40CFR60 Subpart NNN, 40CFR63 Subpart FFFF,

X Permit Shield

For all applicable requirements listed above, provide monitoring/testing/recordkeeping/reporting which shall be used to demonstrate compliance. If the method is based on a permit or rule, include the condition number or citation. (Note: Each requirement listed above must have an associated method of demonstrating compliance. If there is not already a required method in place, then a method must be proposed.)

Emission Limits - 4.1.7, 4.5.1, 4.4.3, 4.4.4; 45CSR13 Permit R13-2338 4.1.7, 4.5.1, 4.4.4, 4.4.5;

Opacity Limits - NA;

Operational Limits - 4.5.5,4.5.3, 4.1.10, 4.4.10, ; 45CSR13 Permit R13-2338 4.1.22,4.5.3, 4.5.5, 4.4.11, ; 45CSR34,45CSR16, ; 40CFR63 Subpart FFFF,40CFR60.665(j),

Are you in compliance with all applicable requirements for this emission unit? X Yes ___No

If no, complete the **Schedule of Compliance Form** as **ATTACHMENT F**.

ATTACHMENT E - Emission Unit Form

Emission Unit Description		*Emission Group 431*
Emission unit ID number: H-1465	**Emission unit name:** Reboiler	**List any control devices associated with this emission unit:** NONE

Provide a description of the emission unit (type, method of operation, design parameters, etc.):

Reboiler

Manufacturer:	**Model number:**	**Serial number:**
In House	NA	NA
Construction date:	**Installation date:**	**Modification date(s):**

Design Capacity (examples: furnaces - tons/hr, tanks - gallons):

Maximum Hourly Throughput:	**Maximum Annual Throughput:**	**Maximum Operating Schedule:**
See Potential Emissions estimation method		8760

Fuel Usage Data **(fill out all applicable fields)**

Does this emission unit combust fuel? ___ Yes ___X No	**If yes, is it?** ___ Indirect Fired ___ Direct Fired
Maximum design heat input and/or maximum horsepower rating:	**Type and Btu/hr rating of burners:**

List the primary fuel type(s) and if applicable, the secondary fuel type(s). For each fuel type listed, provide the maximum hourly and annual fuel usage for each.

Describe each fuel expected to be used during the term of the permit.

Fuel Type	Max. Sulfur Content	Max. Ash Content	BTU Value

Emissions Data ***H-1465***

Criteria Pollutants	Potential Emissions	
	PPH	TPY
Carbon Monoxide (CO)		
Nitrogen Oxides (NO_X)		
Lead (Pb)		
Particulate Matter ($PM_{2.5}$)		
Particulate Matter (PM_{10})		
Total Particulate Matter (TSP)		
Sulfur Dioxide (SO_2)		
Volatile Organic Compounds (VOC)		

Hazardous Air Pollutants	Potential Emissions	
	PPH	TPY

Regulated Pollutants other than Criteria and HAP	Potential Emissions	
	PPH	TPY

List the method(s) used to calculate the potential emissions (include dates of any stack tests conducted, versions of software used, source and dates of emission factors, etc.).

Emissions from this Emission Group are assigned to the major emitting process equipment. Emissions are calculated assuming 8760 hours of operation for most equipment. Emergency equipment emissions are based on 500 hours per year. Highest emitting products were chosen for each emission group, utilizing MON MACT standard batch requirements when appropriate. For tanks the highest throughput in the last three years was increased three times. This was the basis for the PTE. Emissions were calculated using ChemCAD, Essential EHS, Emission Master and/or other appropriate emission estimation models or calculation methodologies (USEPA's TANKS 4.0, WATER9, etc.). Methods take into account stack test results as appropriate.

Applicable Requirements ***H-1465***

List all applicable requirements for this emission unit. For each applicable requirement, include the underlying rule/regulation citation and/or construction permit with the condition number. (*Note: Title V permit condition numbers alone are not the underlying applicable requirements*). If an emission limit is calculated based on the type of source and design capacity or if a standard is based on a design parameter, this information should also be included.

Emission Limits - 4.1.20, 4.1.21, 4.1.22, 4.3.6, ; 4.3.6, ; 45CSR34, 45CSR16, ; 40CFR63 Subpart FFFF, 40CFR60.8,

Opacity Limits - NA

Operational Limits - 4.1.4, 4.1.16, 4.1.17, 4.1.18, 4.1.23, 4.1.24, 4.1.25, 4.1.26, ; 45CSR13 0 4.1.4,4.1.18, ; 45CSR16 , 45CSR34 , ; 40CFR60 Subpart NNN, 40CFR63 Subpart FFFF,

X Permit Shield

For all applicable requirements listed above, provide monitoring/testing/recordkeeping/reporting which shall be used to demonstrate compliance. If the method is based on a permit or rule, include the condition number or citation. (Note: Each requirement listed above must have an associated method of demonstrating compliance. If there is not already a required method in place, then a method must be proposed.)

Emission Limits - 4.1.7, 4.5.1, ; 45CSR13 Permit R13-2338 4.1.7, 4.5.1, ;

Opacity Limits - NA;

Operational Limits - 4.5.5,4.5.3, 4.1.10, 4.4.10, ; 45CSR13 Permit R13-2338 4.1.22,4.5.3, 4.5.5, 4.4.11, ; 45CSR34,45CSR16, ; 40CFR63 Subpart FFFF,40CFR60.665(j),

Are you in compliance with all applicable requirements for this emission unit? X Yes ___No

If no, complete the **Schedule of Compliance Form** as **ATTACHMENT F**.

ATTACHMENT E - Emission Unit Form

Emission Unit Description		*Emission Group 431*
Emission unit ID number: H-1466	**Emission unit name:** Reboiler	**List any control devices associated with this emission unit:** NONE

Provide a description of the emission unit (type, method of operation, design parameters, etc.):

Reboiler

Manufacturer:	**Model number:**	**Serial number:**
In House	NA	NA
Construction date:	**Installation date:**	**Modification date(s):**

Design Capacity (examples: furnaces - tons/hr, tanks - gallons):

Maximum Hourly Throughput:	**Maximum Annual Throughput:**	**Maximum Operating Schedule:**
See Potential Emissions estimation method		8760

Fuel Usage Data **(fill out all applicable fields)**

Does this emission unit combust fuel? ___ Yes ___X No	**If yes, is it?** ___ Indirect Fired ___ Direct Fired
Maximum design heat input and/or maximum horsepower rating:	**Type and Btu/hr rating of burners:**

List the primary fuel type(s) and if applicable, the secondary fuel type(s). For each fuel type listed, provide the maximum hourly and annual fuel usage for each.

Describe each fuel expected to be used during the term of the permit.

Fuel Type	Max. Sulfur Content	Max. Ash Content	BTU Value

Emissions Data	***H-1466***	
Criteria Pollutants	Potential Emissions	
	PPH	TPY
Carbon Monoxide (CO)		
Nitrogen Oxides (NO_X)		
Lead (Pb)		
Particulate Matter ($PM_{2.5}$)		
Particulate Matter (PM_{10})		
Total Particulate Matter (TSP)		
Sulfur Dioxide (SO_2)		
Volatile Organic Compounds (VOC)		
Hazardous Air Pollutants	Potential Emissions	
	PPH	TPY
Regulated Pollutants other than Criteria and HAP	Potential Emissions	
	PPH	TPY

List the method(s) used to calculate the potential emissions (include dates of any stack tests conducted, versions of software used, source and dates of emission factors, etc.).

Emissions from this Emission Group are assigned to the major emitting process equipment. Emissions are calculated assuming 8760 hours of operation for most equipment. Emergency equipment emissions are based on 500 hours per year. Highest emitting products were chosen for each emission group, utilizing MON MACT standard batch requirements when appropriate. For tanks the highest throughput in the last three years was increased three times. This was the basis for the PTE. Emissions were calculated using ChemCAD, Essential EHS, Emission Master and/or other appropriate emission estimation models or calculation methodologies (USEPA's TANKS 4.0, WATER9, etc.). Methods take into account stack test results as appropriate.

Applicable Requirements ***H-1466***

List all applicable requirements for this emission unit. For each applicable requirement, include the underlying rule/regulation citation and/or construction permit with the condition number. (*Note: Title V permit condition numbers alone are not the underlying applicable requirements*). If an emission limit is calculated based on the type of source and design capacity or if a standard is based on a design parameter, this information should also be included.

Emission Limits - 4.1.20, 4.1.21, 4.1.22, 4.3.6, ; 4.3.6, ; 45CSR34, 45CSR16, ; 40CFR63 Subpart FFFF, 40CFR60.8,

Opacity Limits - NA

Operational Limits - 4.1.4, 4.1.16, 4.1.17, 4.1.18, 4.1.23, 4.1.24, 4.1.25, 4.1.26, ; 45CSR13 0 4.1.4,4.1.18, ; 45CSR16 , 45CSR34 , ; 40CFR60 Subpart NNN, 40CFR63 Subpart FFFF,

X Permit Shield

For all applicable requirements listed above, provide monitoring/testing/recordkeeping/reporting which shall be used to demonstrate compliance. If the method is based on a permit or rule, include the condition number or citation. (Note: Each requirement listed above must have an associated method of demonstrating compliance. If there is not already a required method in place, then a method must be proposed.)

Emission Limits - 4.1.7, 4.5.1, ; 45CSR13 Permit R13-2338 4.1.7, 4.5.1, ;

Opacity Limits - NA;

Operational Limits - 4.5.5,4.5.3, 4.1.10, 4.4.10, ; 45CSR13 Permit R13-2338 4.1.22,4.5.3, 4.5.5, 4.4.11, ; 45CSR34,45CSR16, ; 40CFR63 Subpart FFFF,40CFR60.665(j),

Are you in compliance with all applicable requirements for this emission unit? X Yes ___No

If no, complete the **Schedule of Compliance Form** as **ATTACHMENT F**.

ATTACHMENT E - Emission Unit Form

Emission Unit Description		*Emission Group 431*
Emission unit ID number: H-1467	**Emission unit name:** Product Cooler	**List any control devices associated with this emission unit:** NONE

Provide a description of the emission unit (type, method of operation, design parameters, etc.):

Product Cooler

Manufacturer:	**Model number:**	**Serial number:**
In House	NA	NA
Construction date:	**Installation date:**	**Modification date(s):**

Design Capacity (examples: furnaces - tons/hr, tanks - gallons):

Maximum Hourly Throughput:	**Maximum Annual Throughput:**	**Maximum Operating Schedule:**
See Potential Emissions estimation method		8760

Fuel Usage Data **(fill out all applicable fields)**

Does this emission unit combust fuel? ___ Yes ___X No	**If yes, is it?** ___ Indirect Fired ___ Direct Fired
Maximum design heat input and/or maximum horsepower rating:	**Type and Btu/hr rating of burners:**

List the primary fuel type(s) and if applicable, the secondary fuel type(s). For each fuel type listed, provide the maximum hourly and annual fuel usage for each.

Describe each fuel expected to be used during the term of the permit.

Fuel Type	Max. Sulfur Content	Max. Ash Content	BTU Value

Emissions Data ***H-1467***

Criteria Pollutants	Potential Emissions	
	PPH	TPY
Carbon Monoxide (CO)		
Nitrogen Oxides (NO_X)		
Lead (Pb)		
Particulate Matter ($PM_{2.5}$)		
Particulate Matter (PM_{10})		
Total Particulate Matter (TSP)		
Sulfur Dioxide (SO_2)		
Volatile Organic Compounds (VOC)		

Hazardous Air Pollutants	Potential Emissions	
	PPH	TPY

Regulated Pollutants other than Criteria and HAP	Potential Emissions	
	PPH	TPY

List the method(s) used to calculate the potential emissions (include dates of any stack tests conducted, versions of software used, source and dates of emission factors, etc.).

Emissions from this Emission Group are assigned to the major emitting process equipment. Emissions are calculated assuming 8760 hours of operation for most equipment. Emergency equipment emissions are based on 500 hours per year. Highest emitting products were chosen for each emission group, utilizing MON MACT standard batch requirements when appropriate. For tanks the highest throughput in the last three years was increased three times. This was the basis for the PTE. Emissions were calculated using ChemCAD, Essential EHS, Emission Master and/or other appropriate emission estimation models or calculation methodologies (USEPA's TANKS 4.0, WATER9, etc.). Methods take into account stack test results as appropriate.

Applicable Requirements ***H-1467***

List all applicable requirements for this emission unit. For each applicable requirement, include the underlying rule/regulation citation and/or construction permit with the condition number. (*Note: Title V permit condition numbers alone are not the underlying applicable requirements*). If an emission limit is calculated based on the type of source and design capacity or if a standard is based on a design parameter, this information should also be included.

Emission Limits - 4.1.20, 4.1.21, 4.1.22, 4.3.6, ; 4.3.6, ; 45CSR34, 45CSR16, ; 40CFR63 Subpart FFFF, 40CFR60.8,

Opacity Limits - NA

Operational Limits - 4.1.4, 4.1.16, 4.1.17, 4.1.18, 4.1.23, 4.1.24, 4.1.25, 4.1.26, ; 45CSR13 0 4.1.4,4.1.18, ; 45CSR16 , 45CSR34 , ; 40CFR60 Subpart NNN, 40CFR63 Subpart FFFF,

X Permit Shield

For all applicable requirements listed above, provide monitoring/testing/recordkeeping/reporting which shall be used to demonstrate compliance. If the method is based on a permit or rule, include the condition number or citation. (Note: Each requirement listed above must have an associated method of demonstrating compliance. If there is not already a required method in place, then a method must be proposed.)

Emission Limits - 4.1.7, 4.5.1, ; 45CSR13 Permit R13-2338 4.1.7, 4.5.1, ;

Opacity Limits - NA;

Operational Limits - 4.5.5,4.5.3, 4.1.10, 4.4.10, ; 45CSR13 Permit R13-2338 4.1.22,4.5.3, 4.5.5, 4.4.11, ; 45CSR34,45CSR16, ; 40CFR63 Subpart FFFF,40CFR60.665(j),

Are you in compliance with all applicable requirements for this emission unit? X Yes ___No

If no, complete the **Schedule of Compliance Form** as **ATTACHMENT F**.

ATTACHMENT E - Emission Unit Form

Emission Unit Description		*Emission Group 431*
Emission unit ID number: H-1468	**Emission unit name:** Water Condenser	**List any control devices associated with this emission unit:** NONE

Provide a description of the emission unit (type, method of operation, design parameters, etc.):

Water Condenser

Manufacturer:	**Model number:**	**Serial number:**
In House	NA	NA
Construction date:	**Installation date:**	**Modification date(s):**

Design Capacity (examples: furnaces - tons/hr, tanks - gallons):

Maximum Hourly Throughput:	**Maximum Annual Throughput:**	**Maximum Operating Schedule:**
See Potential Emissions estimation method		8760

Fuel Usage Data **(fill out all applicable fields)**

Does this emission unit combust fuel? ___ Yes ___X No	**If yes, is it?** ___ Indirect Fired ___ Direct Fired
Maximum design heat input and/or maximum horsepower rating:	**Type and Btu/hr rating of burners:**

List the primary fuel type(s) and if applicable, the secondary fuel type(s). For each fuel type listed, provide the maximum hourly and annual fuel usage for each.

Describe each fuel expected to be used during the term of the permit.

Fuel Type	Max. Sulfur Content	Max. Ash Content	BTU Value

Emissions Data ***H-1468***

Criteria Pollutants	Potential Emissions	
	PPH	TPY
Carbon Monoxide (CO)		
Nitrogen Oxides (NO_X)		
Lead (Pb)		
Particulate Matter ($PM_{2.5}$)		
Particulate Matter (PM_{10})		
Total Particulate Matter (TSP)		
Sulfur Dioxide (SO_2)		
Volatile Organic Compounds (VOC)		

Hazardous Air Pollutants	Potential Emissions	
	PPH	TPY

Regulated Pollutants other than Criteria and HAP	Potential Emissions	
	PPH	TPY

List the method(s) used to calculate the potential emissions (include dates of any stack tests conducted, versions of software used, source and dates of emission factors, etc.).

Emissions from this Emission Group are assigned to the major emitting process equipment. Emissions are calculated assuming 8760 hours of operation for most equipment. Emergency equipment emissions are based on 500 hours per year. Highest emitting products were chosen for each emission group, utilizing MON MACT standard batch requirements when appropriate. For tanks the highest throughput in the last three years was increased three times. This was the basis for the PTE. Emissions were calculated using ChemCAD, Essential EHS, Emission Master and/or other appropriate emission estimation models or calculation methodologies (USEPA's TANKS 4.0, WATER9, etc.). Methods take into account stack test results as appropriate.

Applicable Requirements ***H-1468***

List all applicable requirements for this emission unit. For each applicable requirement, include the underlying rule/regulation citation and/or construction permit with the condition number. (*Note: Title V permit condition numbers alone are not the underlying applicable requirements*). If an emission limit is calculated based on the type of source and design capacity or if a standard is based on a design parameter, this information should also be included.

Emission Limits - 4.1.20, 4.1.21, 4.1.22, 4.3.6, ; 4.3.6, ; 45CSR34, 45CSR16, ; 40CFR63 Subpart FFFF, 40CFR60.8,

Opacity Limits - NA

Operational Limits - 4.1.4, 4.1.16, 4.1.17, 4.1.18, 4.1.23, 4.1.24, 4.1.25, 4.1.26, ; 45CSR13 0 4.1.4,4.1.18, ; 45CSR16 , 45CSR34 , ; 40CFR60 Subpart NNN, 40CFR63 Subpart FFFF,

X Permit Shield

For all applicable requirements listed above, provide monitoring/testing/recordkeeping/reporting which shall be used to demonstrate compliance. If the method is based on a permit or rule, include the condition number or citation. (Note: Each requirement listed above must have an associated method of demonstrating compliance. If there is not already a required method in place, then a method must be proposed.)

Emission Limits - 4.1.7, 4.5.1, ; 45CSR13 Permit R13-2338 4.1.7, 4.5.1, ;

Opacity Limits - NA;

Operational Limits - 4.5.5,4.5.3, 4.1.10, 4.4.10, ; 45CSR13 Permit R13-2338 4.1.22,4.5.3, 4.5.5, 4.4.11, ; 45CSR34,45CSR16, ; 40CFR63 Subpart FFFF,40CFR60.665(j),

Are you in compliance with all applicable requirements for this emission unit? X Yes ___No

If no, complete the **Schedule of Compliance Form** as **ATTACHMENT F**.

ATTACHMENT E - Emission Unit Form

Emission Unit Description		*Emission Group 431*
Emission unit ID number: H-1469	**Emission unit name:** Vent Condenser	**List any control devices associated with this emission unit:** NONE

Provide a description of the emission unit (type, method of operation, design parameters, etc.):

Vent Condenser

Manufacturer:	**Model number:**	**Serial number:**
In House	NA	NA
Construction date:	**Installation date:**	**Modification date(s):**

Design Capacity (examples: furnaces - tons/hr, tanks - gallons):

Maximum Hourly Throughput:	**Maximum Annual Throughput:**	**Maximum Operating Schedule:**
See Potential Emissions estimation method		8760

Fuel Usage Data **(fill out all applicable fields)**

Does this emission unit combust fuel? ___ Yes ___X No	**If yes, is it?** ___ Indirect Fired ___ Direct Fired
Maximum design heat input and/or maximum horsepower rating:	**Type and Btu/hr rating of burners:**

List the primary fuel type(s) and if applicable, the secondary fuel type(s). For each fuel type listed, provide the maximum hourly and annual fuel usage for each.

Describe each fuel expected to be used during the term of the permit.

Fuel Type	Max. Sulfur Content	Max. Ash Content	BTU Value

Emissions Data ***H-1469***

Criteria Pollutants	Potential Emissions	
	PPH	TPY
Carbon Monoxide (CO)		
Nitrogen Oxides (NO_X)		
Lead (Pb)		
Particulate Matter ($PM_{2.5}$)		
Particulate Matter (PM_{10})		
Total Particulate Matter (TSP)		
Sulfur Dioxide (SO_2)		
Volatile Organic Compounds (VOC)		

Hazardous Air Pollutants	Potential Emissions	
	PPH	TPY

Regulated Pollutants other than Criteria and HAP	Potential Emissions	
	PPH	TPY

List the method(s) used to calculate the potential emissions (include dates of any stack tests conducted, versions of software used, source and dates of emission factors, etc.).

Emissions from this Emission Group are assigned to the major emitting process equipment. Emissions are calculated assuming 8760 hours of operation for most equipment. Emergency equipment emissions are based on 500 hours per year. Highest emitting products were chosen for each emission group, utilizing MON MACT standard batch requirements when appropriate. For tanks the highest throughput in the last three years was increased three times. This was the basis for the PTE. Emissions were calculated using ChemCAD, Essential EHS, Emission Master and/or other appropriate emission estimation models or calculation methodologies (USEPA's TANKS 4.0, WATER9, etc.). Methods take into account stack test results as appropriate.

Applicable Requirements ***H-1469***

List all applicable requirements for this emission unit. For each applicable requirement, include the underlying rule/regulation citation and/or construction permit with the condition number. (*Note: Title V permit condition numbers alone are not the underlying applicable requirements*). If an emission limit is calculated based on the type of source and design capacity or if a standard is based on a design parameter, this information should also be included.

Emission Limits - 4.1.20, 4.1.21, 4.1.22, 4.3.6, ; 4.3.6, ; 45CSR34, 45CSR16, ; 40CFR63 Subpart FFFF, 40CFR60.8,

Opacity Limits - NA

Operational Limits - 4.1.4, 4.1.16, 4.1.17, 4.1.18, 4.1.23, 4.1.24, 4.1.25, 4.1.26, ; 45CSR13 0 4.1.4,4.1.18, ; 45CSR16 , 45CSR34 , ; 40CFR60 Subpart NNN, 40CFR63 Subpart FFFF,

X Permit Shield

For all applicable requirements listed above, provide monitoring/testing/recordkeeping/reporting which shall be used to demonstrate compliance. If the method is based on a permit or rule, include the condition number or citation. (Note: Each requirement listed above must have an associated method of demonstrating compliance. If there is not already a required method in place, then a method must be proposed.)

Emission Limits - 4.1.7, 4.5.1, ; 45CSR13 Permit R13-2338 4.1.7, 4.5.1, ;

Opacity Limits - NA;

Operational Limits - 4.5.5,4.5.3, 4.1.10, 4.4.10, ; 45CSR13 Permit R13-2338 4.1.22,4.5.3, 4.5.5, 4.4.11, ; 45CSR34,45CSR16, ; 40CFR63 Subpart FFFF,40CFR60.665(j),

Are you in compliance with all applicable requirements for this emission unit? X Yes ___No

If no, complete the **Schedule of Compliance Form** as **ATTACHMENT F**.

ATTACHMENT E - Emission Unit Form

Emission Unit Description		*Emission Group 431*
Emission unit ID number: H-1470	**Emission unit name:** Water Condenser	**List any control devices associated with this emission unit:** NONE

Provide a description of the emission unit (type, method of operation, design parameters, etc.):

Water Condenser

Manufacturer: In House	**Model number:** NA	**Serial number:** NA
Construction date:	**Installation date:**	**Modification date(s):**

Design Capacity (examples: furnaces - tons/hr, tanks - gallons):

Maximum Hourly Throughput: See Potential Emissions estimation method	**Maximum Annual Throughput:**	**Maximum Operating Schedule:** 8760

Fuel Usage Data **(fill out all applicable fields)**

Does this emission unit combust fuel? ___ Yes ___X No	**If yes, is it?** ___ Indirect Fired ___ Direct Fired
Maximum design heat input and/or maximum horsepower rating:	**Type and Btu/hr rating of burners:**

List the primary fuel type(s) and if applicable, the secondary fuel type(s). For each fuel type listed, provide the maximum hourly and annual fuel usage for each.

Describe each fuel expected to be used during the term of the permit.

Fuel Type	Max. Sulfur Content	Max. Ash Content	BTU Value

Emissions Data ***H-1470***

Criteria Pollutants	Potential Emissions	
	PPH	TPY
Carbon Monoxide (CO)		
Nitrogen Oxides (NO_X)		
Lead (Pb)		
Particulate Matter ($PM_{2.5}$)		
Particulate Matter (PM_{10})		
Total Particulate Matter (TSP)		
Sulfur Dioxide (SO_2)		
Volatile Organic Compounds (VOC)		

Hazardous Air Pollutants	Potential Emissions	
	PPH	TPY

Regulated Pollutants other than Criteria and HAP	Potential Emissions	
	PPH	TPY

List the method(s) used to calculate the potential emissions (include dates of any stack tests conducted, versions of software used, source and dates of emission factors, etc.).

Emissions from this Emission Group are assigned to the major emitting process equipment. Emissions are calculated assuming 8760 hours of operation for most equipment. Emergency equipment emissions are based on 500 hours per year. Highest emitting products were chosen for each emission group, utilizing MON MACT standard batch requirements when appropriate. For tanks the highest throughput in the last three years was increased three times. This was the basis for the PTE. Emissions were calculated using ChemCAD, Essential EHS, Emission Master and/or other appropriate emission estimation models or calculation methodologies (USEPA's TANKS 4.0, WATER9, etc.). Methods take into account stack test results as appropriate.

Applicable Requirements ***H-1470***

List all applicable requirements for this emission unit. For each applicable requirement, include the underlying rule/regulation citation and/or construction permit with the condition number. (*Note: Title V permit condition numbers alone are not the underlying applicable requirements*). If an emission limit is calculated based on the type of source and design capacity or if a standard is based on a design parameter, this information should also be included.

Emission Limits - 4.1.20, 4.1.21, 4.1.22, 4.3.6, ; 4.3.6, ; 45CSR34, 45CSR16, ; 40CFR63 Subpart FFFF, 40CFR60.8,

Opacity Limits - NA

Operational Limits - 4.1.4, 4.1.16, 4.1.17, 4.1.18, 4.1.23, 4.1.24, 4.1.25, 4.1.26, ; 45CSR13 0 4.1.4,4.1.18, ; 45CSR16 , 45CSR34 , ; 40CFR60 Subpart NNN, 40CFR63 Subpart FFFF,

X Permit Shield

For all applicable requirements listed above, provide monitoring/testing/recordkeeping/reporting which shall be used to demonstrate compliance. If the method is based on a permit or rule, include the condition number or citation. (Note: Each requirement listed above must have an associated method of demonstrating compliance. If there is not already a required method in place, then a method must be proposed.)

Emission Limits - 4.1.7, 4.5.1, ; 45CSR13 Permit R13-2338 4.1.7, 4.5.1, ;

Opacity Limits - NA;

Operational Limits - 4.5.5,4.5.3, 4.1.10, 4.4.10, ; 45CSR13 Permit R13-2338 4.1.22,4.5.3, 4.5.5, 4.4.11, ; 45CSR34,45CSR16, ; 40CFR63 Subpart FFFF,40CFR60.665(j),

Are you in compliance with all applicable requirements for this emission unit? X Yes ___No

If no, complete the **Schedule of Compliance Form** as **ATTACHMENT F**.

ATTACHMENT E - Emission Unit Form

Emission Unit Description		*Emission Group 431*
Emission unit ID number: H-1471	**Emission unit name:** Vent Condenser	**List any control devices associated with this emission unit:** NONE

Provide a description of the emission unit (type, method of operation, design parameters, etc.):

Vent Condenser

Manufacturer: In House	**Model number:** NA	**Serial number:** NA
Construction date:	**Installation date:**	**Modification date(s):**

Design Capacity (examples: furnaces - tons/hr, tanks - gallons):

Maximum Hourly Throughput: See Potential Emissions estimation method	**Maximum Annual Throughput:**	**Maximum Operating Schedule:** 8760

Fuel Usage Data **(fill out all applicable fields)**

Does this emission unit combust fuel? ___ Yes ___X No	**If yes, is it?** ___ Indirect Fired ___ Direct Fired
Maximum design heat input and/or maximum horsepower rating:	**Type and Btu/hr rating of burners:**

List the primary fuel type(s) and if applicable, the secondary fuel type(s). For each fuel type listed, provide the maximum hourly and annual fuel usage for each.

Describe each fuel expected to be used during the term of the permit.

Fuel Type	Max. Sulfur Content	Max. Ash Content	BTU Value

Emissions Data ***H-1471***

Criteria Pollutants	Potential Emissions	
	PPH	TPY
Carbon Monoxide (CO)		
Nitrogen Oxides (NO_X)		
Lead (Pb)		
Particulate Matter ($PM_{2.5}$)		
Particulate Matter (PM_{10})		
Total Particulate Matter (TSP)		
Sulfur Dioxide (SO_2)		
Volatile Organic Compounds (VOC)		

Hazardous Air Pollutants	Potential Emissions	
	PPH	TPY

Regulated Pollutants other than Criteria and HAP	Potential Emissions	
	PPH	TPY

List the method(s) used to calculate the potential emissions (include dates of any stack tests conducted, versions of software used, source and dates of emission factors, etc.).

Emissions from this Emission Group are assigned to the major emitting process equipment. Emissions are calculated assuming 8760 hours of operation for most equipment. Emergency equipment emissions are based on 500 hours per year. Highest emitting products were chosen for each emission group, utilizing MON MACT standard batch requirements when appropriate. For tanks the highest throughput in the last three years was increased three times. This was the basis for the PTE. Emissions were calculated using ChemCAD, Essential EHS, Emission Master and/or other appropriate emission estimation models or calculation methodologies (USEPA's TANKS 4.0, WATER9, etc.). Methods take into account stack test results as appropriate.

Applicable Requirements ***H-1471***

List all applicable requirements for this emission unit. For each applicable requirement, include the underlying rule/regulation citation and/or construction permit with the condition number. (*Note: Title V permit condition numbers alone are not the underlying applicable requirements*). If an emission limit is calculated based on the type of source and design capacity or if a standard is based on a design parameter, this information should also be included.

Emission Limits - 4.1.20, 4.1.21, 4.1.22, 4.3.6, ; 4.3.6, ; 45CSR34, 45CSR16, ; 40CFR63 Subpart FFFF, 40CFR60.8,

Opacity Limits - NA

Operational Limits - 4.1.4, 4.1.16, 4.1.17, 4.1.18, 4.1.23, 4.1.24, 4.1.25, 4.1.26, ; 45CSR13 0 4.1.4,4.1.18, ; 45CSR16 , 45CSR34 , ; 40CFR60 Subpart NNN, 40CFR63 Subpart FFFF,

X Permit Shield

For all applicable requirements listed above, provide monitoring/testing/recordkeeping/reporting which shall be used to demonstrate compliance. If the method is based on a permit or rule, include the condition number or citation. (Note: Each requirement listed above must have an associated method of demonstrating compliance. If there is not already a required method in place, then a method must be proposed.)

Emission Limits - 4.1.7, 4.5.1, ; 45CSR13 Permit R13-2338 4.1.7, 4.5.1, ;

Opacity Limits - NA;

Operational Limits - 4.5.5,4.5.3, 4.1.10, 4.4.10, ; 45CSR13 Permit R13-2338 4.1.22,4.5.3, 4.5.5, 4.4.11, ; 45CSR34,45CSR16, ; 40CFR63 Subpart FFFF,40CFR60.665(j),

Are you in compliance with all applicable requirements for this emission unit? X Yes ___No

If no, complete the **Schedule of Compliance Form** as **ATTACHMENT F**.

ATTACHMENT E - Emission Unit Form

Emission Unit Description		*Emission Group 431*
Emission unit ID number: H-1472	**Emission unit name:** Mixing Tee	**List any control devices associated with this emission unit:** NONE

Provide a description of the emission unit (type, method of operation, design parameters, etc.):

Mixing Tee

Manufacturer:	**Model number:**	**Serial number:**
In House	NA	NA
Construction date:	**Installation date:**	**Modification date(s):**

Design Capacity (examples: furnaces - tons/hr, tanks - gallons):

Maximum Hourly Throughput:	**Maximum Annual Throughput:**	**Maximum Operating Schedule:**
See Potential Emissions estimation method		8760

Fuel Usage Data **(fill out all applicable fields)**

Does this emission unit combust fuel? ___ Yes ___X No	**If yes, is it?** ___ Indirect Fired ___ Direct Fired
Maximum design heat input and/or maximum horsepower rating:	**Type and Btu/hr rating of burners:**

List the primary fuel type(s) and if applicable, the secondary fuel type(s). For each fuel type listed, provide the maximum hourly and annual fuel usage for each.

Describe each fuel expected to be used during the term of the permit.

Fuel Type	Max. Sulfur Content	Max. Ash Content	BTU Value

Emissions Data ***H-1472***

Criteria Pollutants	Potential Emissions	
	PPH	TPY
Carbon Monoxide (CO)		
Nitrogen Oxides (NO_X)		
Lead (Pb)		
Particulate Matter ($PM_{2.5}$)		
Particulate Matter (PM_{10})		
Total Particulate Matter (TSP)		
Sulfur Dioxide (SO_2)		
Volatile Organic Compounds (VOC)		

Hazardous Air Pollutants	Potential Emissions	
	PPH	TPY

Regulated Pollutants other than Criteria and HAP	Potential Emissions	
	PPH	TPY

List the method(s) used to calculate the potential emissions (include dates of any stack tests conducted, versions of software used, source and dates of emission factors, etc.).

Emissions from this Emission Group are assigned to the major emitting process equipment. Emissions are calculated assuming 8760 hours of operation for most equipment. Emergency equipment emissions are based on 500 hours per year. Highest emitting products were chosen for each emission group, utilizing MON MACT standard batch requirements when appropriate. For tanks the highest throughput in the last three years was increased three times. This was the basis for the PTE. Emissions were calculated using ChemCAD, Essential EHS, Emission Master and/or other appropriate emission estimation models or calculation methodologies (USEPA's TANKS 4.0, WATER9, etc.). Methods take into account stack test results as appropriate.

Applicable Requirements ***H-1472***

List all applicable requirements for this emission unit. For each applicable requirement, include the underlying rule/regulation citation and/or construction permit with the condition number. (*Note: Title V permit condition numbers alone are not the underlying applicable requirements*). If an emission limit is calculated based on the type of source and design capacity or if a standard is based on a design parameter, this information should also be included.

Emission Limits - 4.1.20, 4.1.21, 4.1.22, 4.3.6, ; 4.3.6, ; 45CSR34, 45CSR16, ; 40CFR63 Subpart FFFF, 40CFR60.8,

Opacity Limits - NA

Operational Limits - 4.1.4, 4.1.16, 4.1.17, 4.1.18, 4.1.23, 4.1.24, 4.1.25, 4.1.26, ; 45CSR13 0 4.1.4,4.1.18, ; 45CSR16 , 45CSR34 , ; 40CFR60 Subpart NNN, 40CFR63 Subpart FFFF,

X Permit Shield

For all applicable requirements listed above, provide monitoring/testing/recordkeeping/reporting which shall be used to demonstrate compliance. If the method is based on a permit or rule, include the condition number or citation. (Note: Each requirement listed above must have an associated method of demonstrating compliance. If there is not already a required method in place, then a method must be proposed.)

Emission Limits - 4.1.7, 4.5.1, ; 45CSR13 Permit R13-2338 4.1.7, 4.5.1, ;

Opacity Limits - NA;

Operational Limits - 4.5.5,4.5.3, 4.1.10, 4.4.10, ; 45CSR13 Permit R13-2338 4.1.22,4.5.3, 4.5.5, 4.4.11, ; 45CSR34,45CSR16, ; 40CFR63 Subpart FFFF,40CFR60.665(j),

Are you in compliance with all applicable requirements for this emission unit? X Yes ___No

If no, complete the **Schedule of Compliance Form** as **ATTACHMENT F**.

ATTACHMENT E - Emission Unit Form

Emission Unit Description		*Emission Group 431*
Emission unit ID number: H-1478	**Emission unit name:** Product Cooler	**List any control devices associated with this emission unit:** NONE

Provide a description of the emission unit (type, method of operation, design parameters, etc.):

Product Cooler

Manufacturer: In House	**Model number:** NA	**Serial number:** NA
Construction date:	**Installation date:**	**Modification date(s):**

Design Capacity (examples: furnaces - tons/hr, tanks - gallons):

Maximum Hourly Throughput: See Potential Emissions estimation method	**Maximum Annual Throughput:**	**Maximum Operating Schedule:** 8760

Fuel Usage Data **(fill out all applicable fields)**

Does this emission unit combust fuel? ___ Yes ___X No	**If yes, is it?** ___ Indirect Fired ___ Direct Fired
Maximum design heat input and/or maximum horsepower rating:	**Type and Btu/hr rating of burners:**

List the primary fuel type(s) and if applicable, the secondary fuel type(s). For each fuel type listed, provide the maximum hourly and annual fuel usage for each.

Describe each fuel expected to be used during the term of the permit.

Fuel Type	Max. Sulfur Content	Max. Ash Content	BTU Value

Emissions Data ***H-1478***

Criteria Pollutants	Potential Emissions	
	PPH	TPY
Carbon Monoxide (CO)		
Nitrogen Oxides (NO_X)		
Lead (Pb)		
Particulate Matter ($PM_{2.5}$)		
Particulate Matter (PM_{10})		
Total Particulate Matter (TSP)		
Sulfur Dioxide (SO_2)		
Volatile Organic Compounds (VOC)		

Hazardous Air Pollutants	Potential Emissions	
	PPH	TPY

Regulated Pollutants other than Criteria and HAP	Potential Emissions	
	PPH	TPY

List the method(s) used to calculate the potential emissions (include dates of any stack tests conducted, versions of software used, source and dates of emission factors, etc.).

Emissions from this Emission Group are assigned to the major emitting process equipment. Emissions are calculated assuming 8760 hours of operation for most equipment. Emergency equipment emissions are based on 500 hours per year. Highest emitting products were chosen for each emission group, utilizing MON MACT standard batch requirements when appropriate. For tanks the highest throughput in the last three years was increased three times. This was the basis for the PTE. Emissions were calculated using ChemCAD, Essential EHS, Emission Master and/or other appropriate emission estimation models or calculation methodologies (USEPA's TANKS 4.0, WATER9, etc.). Methods take into account stack test results as appropriate.

Applicable Requirements ***H-1478***

List all applicable requirements for this emission unit. For each applicable requirement, include the underlying rule/regulation citation and/or construction permit with the condition number. (*Note: Title V permit condition numbers alone are not the underlying applicable requirements*). If an emission limit is calculated based on the type of source and design capacity or if a standard is based on a design parameter, this information should also be included.

Emission Limits - 4.1.20, 4.1.21, 4.1.22, 4.3.6, ; 4.3.6, ; 45CSR34, 45CSR16, ; 40CFR63 Subpart FFFF, 40CFR60.8,

Opacity Limits - NA

Operational Limits - 4.1.4, 4.1.16, 4.1.17, 4.1.18, 4.1.23, 4.1.24, 4.1.25, 4.1.26, ; 45CSR13 0 4.1.4,4.1.18, ; 45CSR16 , 45CSR34 , ; 40CFR60 Subpart NNN, 40CFR63 Subpart FFFF,

X Permit Shield

For all applicable requirements listed above, provide monitoring/testing/recordkeeping/reporting which shall be used to demonstrate compliance. If the method is based on a permit or rule, include the condition number or citation. (Note: Each requirement listed above must have an associated method of demonstrating compliance. If there is not already a required method in place, then a method must be proposed.)

Emission Limits - 4.1.7, 4.5.1, ; 45CSR13 Permit R13-2338 4.1.7, 4.5.1, ;

Opacity Limits - NA;

Operational Limits - 4.5.5,4.5.3, 4.1.10, 4.4.10, ; 45CSR13 Permit R13-2338 4.1.22,4.5.3, 4.5.5, 4.4.11, ; 45CSR34,45CSR16, ; 40CFR63 Subpart FFFF,40CFR60.665(j),

Are you in compliance with all applicable requirements for this emission unit? X Yes ___No

If no, complete the **Schedule of Compliance Form** as **ATTACHMENT F**.

ATTACHMENT E - Emission Unit Form

Emission Unit Description		*Emission Group 431*
Emission unit ID number: R-81	**Emission unit name:** Reactor	**List any control devices associated with this emission unit:** S-237
Provide a description of the emission unit (type, method of operation, design parameters, etc.): Reactor		
Manufacturer: In House	**Model number:** NA	**Serial number:** NA
Construction date:	**Installation date:**	**Modification date(s):**
Design Capacity (examples: furnaces - tons/hr, tanks - gallons):		
Maximum Hourly Throughput: See Potential Emissions estimation method	**Maximum Annual Throughput:**	**Maximum Operating Schedule:** 8760
Fuel Usage Data **(fill out all applicable fields)**		
Does this emission unit combust fuel? ___ Yes ___X No		**If yes, is it?** ___ Indirect Fired ___ Direct Fired
Maximum design heat input and/or maximum horsepower rating:		**Type and Btu/hr rating of burners:**
List the primary fuel type(s) and if applicable, the secondary fuel type(s). For each fuel type listed, provide the maximum hourly and annual fuel usage for each.		

Describe each fuel expected to be used during the term of the permit.

Fuel Type	Max. Sulfur Content	Max. Ash Content	BTU Value

Emissions Data ***R-81***

Criteria Pollutants	Potential Emissions	
	PPH	TPY
Carbon Monoxide (CO)		
Nitrogen Oxides (NO_X)		
Lead (Pb)		
Particulate Matter ($PM_{2.5}$)		
Particulate Matter (PM_{10})		
Total Particulate Matter (TSP)		
Sulfur Dioxide (SO_2)		
Volatile Organic Compounds (VOC)		

Hazardous Air Pollutants	Potential Emissions	
	PPH	TPY

Regulated Pollutants other than Criteria and HAP	Potential Emissions	
	PPH	TPY

List the method(s) used to calculate the potential emissions (include dates of any stack tests conducted, versions of software used, source and dates of emission factors, etc.).

Emissions from this Emission Group are assigned to the major emitting process equipment. Emissions are calculated assuming 8760 hours of operation for most equipment. Emergency equipment emissions are based on 500 hours per year. Highest emitting products were chosen for each emission group, utilizing MON MACT standard batch requirements when appropriate. For tanks the highest throughput in the last three years was increased three times. This was the basis for the PTE. Emissions were calculated using ChemCAD, Essential EHS, Emission Master and/or other appropriate emission estimation models or calculation methodologies (USEPA's TANKS 4.0, WATER9, etc.). Methods take into account stack test results as appropriate.

Applicable Requirements ***R-81***

List all applicable requirements for this emission unit. For each applicable requirement, include the underlying rule/regulation citation and/or construction permit with the condition number. (*Note: Title V permit condition numbers alone are not the underlying applicable requirements*). If an emission limit is calculated based on the type of source and design capacity or if a standard is based on a design parameter, this information should also be included.

Emission Limits - 4.1.1, 4.1.20, 4.1.21, 4.1.22, 4.3.6, ; 45CSR13 Permit R13-2338 4.1.1, 4.3.6, ; 45CSR34, 45CSR16, ; 40CFR63 Subpart FFFF, 40CFR60.8,

Opacity Limits - NA

Operational Limits - 4.1.4, 4.1.16, 4.1.17, 4.1.18, 4.1.23, 4.1.24, 4.1.25, 4.1.26, ; 45CSR13 Permit R13-2338 4.1.4,4.1.18, ; 45CSR16 , 45CSR34 , ; 40CFR60 Subpart NNN, 40CFR63 Subpart FFFF,

X Permit Shield

For all applicable requirements listed above, provide monitoring/testing/recordkeeping/reporting which shall be used to demonstrate compliance. If the method is based on a permit or rule, include the condition number or citation. (Note: Each requirement listed above must have an associated method of demonstrating compliance. If there is not already a required method in place, then a method must be proposed.)

Emission Limits - 4.1.7, 4.5.1, 4.4.3, 4.4.4; 45CSR13 Permit R13-2338 4.1.7, 4.5.1, 4.4.4, 4.4.5;

Opacity Limits - NA;

Operational Limits - 4.5.5,4.5.3, 4.1.10, 4.4.10, ; 45CSR13 Permit R13-2338 4.1.22,4.5.3, 4.5.5, 4.4.11, ; 45CSR34,45CSR16, ; 40CFR63 Subpart FFFF,40CFR60.665(j),

Are you in compliance with all applicable requirements for this emission unit? X Yes ___No

If no, complete the **Schedule of Compliance Form** as **ATTACHMENT F**.

ATTACHMENT E - Emission Unit Form

Emission Unit Description		*Emission Group 431*
Emission unit ID number: S-235	**Emission unit name:** Reactor Column	**List any control devices associated with this emission unit:** S-237
Provide a description of the emission unit (type, method of operation, design parameters, etc.): Reactor		
Manufacturer: In House	**Model number:** NA	**Serial number:** NA
Construction date:	**Installation date:**	**Modification date(s):**
Design Capacity (examples: furnaces - tons/hr, tanks - gallons):		
Maximum Hourly Throughput: See Potential Emissions estimation method	**Maximum Annual Throughput:**	**Maximum Operating Schedule:** 8760
Fuel Usage Data **(fill out all applicable fields)**		
Does this emission unit combust fuel? ___ Yes ___X No		**If yes, is it?** ___ Indirect Fired ___ Direct Fired
Maximum design heat input and/or maximum horsepower rating:		**Type and Btu/hr rating of burners:**
List the primary fuel type(s) and if applicable, the secondary fuel type(s). For each fuel type listed, provide the maximum hourly and annual fuel usage for each.		

Describe each fuel expected to be used during the term of the permit.

Fuel Type	Max. Sulfur Content	Max. Ash Content	BTU Value

Emissions Data ***S-235***

Criteria Pollutants	Potential Emissions	
	PPH	TPY
Carbon Monoxide (CO)		
Nitrogen Oxides (NO_X)		
Lead (Pb)		
Particulate Matter ($PM_{2.5}$)		
Particulate Matter (PM_{10})		
Total Particulate Matter (TSP)		
Sulfur Dioxide (SO_2)		
Volatile Organic Compounds (VOC)		

Hazardous Air Pollutants	Potential Emissions	
	PPH	TPY

Regulated Pollutants other than Criteria and HAP	Potential Emissions	
	PPH	TPY

List the method(s) used to calculate the potential emissions (include dates of any stack tests conducted, versions of software used, source and dates of emission factors, etc.).

Emissions from this Emission Group are assigned to the major emitting process equipment. Emissions are calculated assuming 8760 hours of operation for most equipment. Emergency equipment emissions are based on 500 hours per year. Highest emitting products were chosen for each emission group, utilizing MON MACT standard batch requirements when appropriate. For tanks the highest throughput in the last three years was increased three times. This was the basis for the PTE. Emissions were calculated using ChemCAD, Essential EHS, Emission Master and/or other appropriate emission estimation models or calculation methodologies (USEPA's TANKS 4.0, WATER9, etc.). Methods take into account stack test results as appropriate.

Applicable Requirements ***S-235***

List all applicable requirements for this emission unit. For each applicable requirement, include the underlying rule/regulation citation and/or construction permit with the condition number. (*Note: Title V permit condition numbers alone are not the underlying applicable requirements*). If an emission limit is calculated based on the type of source and design capacity or if a standard is based on a design parameter, this information should also be included.

Emission Limits - 4.1.1, 4.1.20, 4.1.21, 4.1.22, 4.3.6, ; 45CSR13 Permit R13-2338 4.1.1, 4.3.6, ; 45CSR34, 45CSR16, ; 40CFR63 Subpart FFFF, 40CFR60.8,

Opacity Limits - NA

Operational Limits - 4.1.4, 4.1.16, 4.1.17, 4.1.18, 4.1.23, 4.1.24, 4.1.25, 4.1.26, ; 45CSR13 Permit R13-2338 4.1.4,4.1.18, ; 45CSR16 , 45CSR34 , ; 40CFR60 Subpart NNN, 40CFR63 Subpart FFFF,

X Permit Shield

For all applicable requirements listed above, provide monitoring/testing/recordkeeping/reporting which shall be used to demonstrate compliance. If the method is based on a permit or rule, include the condition number or citation. (Note: Each requirement listed above must have an associated method of demonstrating compliance. If there is not already a required method in place, then a method must be proposed.)

Emission Limits - 4.1.7, 4.5.1, 4.4.3, 4.4.4; 45CSR13 Permit R13-2338 4.1.7, 4.5.1, 4.4.4, 4.4.5;

Opacity Limits - NA;

Operational Limits - 4.5.5,4.5.3, 4.1.10, 4.4.10, ; 45CSR13 Permit R13-2338 4.1.22,4.5.3, 4.5.5, 4.4.11, ; 45CSR34,45CSR16, ; 40CFR63 Subpart FFFF,40CFR60.665(j),

Are you in compliance with all applicable requirements for this emission unit? X Yes ___No

If no, complete the **Schedule of Compliance Form** as **ATTACHMENT F**.

ATTACHMENT E - Emission Unit Form

Emission Unit Description		*Emission Group 431*
Emission unit ID number: S-236	**Emission unit name:** Stripping Column	**List any control devices associated with this emission unit:** S-237
Provide a description of the emission unit (type, method of operation, design parameters, etc.): Stripping Column		
Manufacturer: In House	**Model number:** NA	**Serial number:** NA
Construction date:	**Installation date:**	**Modification date(s):**
Design Capacity (examples: furnaces - tons/hr, tanks - gallons):		
Maximum Hourly Throughput: See Potential Emissions estimation method	**Maximum Annual Throughput:**	**Maximum Operating Schedule:** 8760
Fuel Usage Data **(fill out all applicable fields)**		
Does this emission unit combust fuel? ___ Yes ___X No		**If yes, is it?** ___ Indirect Fired ___ Direct Fired
Maximum design heat input and/or maximum horsepower rating:		**Type and Btu/hr rating of burners:**
List the primary fuel type(s) and if applicable, the secondary fuel type(s). For each fuel type listed, provide the maximum hourly and annual fuel usage for each.		

Describe each fuel expected to be used during the term of the permit.

Fuel Type	Max. Sulfur Content	Max. Ash Content	BTU Value

Emissions Data ***S-236***

Criteria Pollutants	Potential Emissions	
	PPH	TPY
Carbon Monoxide (CO)		
Nitrogen Oxides (NO_X)		
Lead (Pb)		
Particulate Matter ($PM_{2.5}$)		
Particulate Matter (PM_{10})		
Total Particulate Matter (TSP)		
Sulfur Dioxide (SO_2)		
Volatile Organic Compounds (VOC)		

Hazardous Air Pollutants	Potential Emissions	
	PPH	TPY

Regulated Pollutants other than Criteria and HAP	Potential Emissions	
	PPH	TPY

List the method(s) used to calculate the potential emissions (include dates of any stack tests conducted, versions of software used, source and dates of emission factors, etc.).

Emissions from this Emission Group are assigned to the major emitting process equipment. Emissions are calculated assuming 8760 hours of operation for most equipment. Emergency equipment emissions are based on 500 hours per year. Highest emitting products were chosen for each emission group, utilizing MON MACT standard batch requirements when appropriate. For tanks the highest throughput in the last three years was increased three times. This was the basis for the PTE. Emissions were calculated using ChemCAD, Essential EHS, Emission Master and/or other appropriate emission estimation models or calculation methodologies (USEPA's TANKS 4.0, WATER9, etc.). Methods take into account stack test results as appropriate.

Applicable Requirements ***S-236***

List all applicable requirements for this emission unit. For each applicable requirement, include the underlying rule/regulation citation and/or construction permit with the condition number. (*Note: Title V permit condition numbers alone are not the underlying applicable requirements*). If an emission limit is calculated based on the type of source and design capacity or if a standard is based on a design parameter, this information should also be included.

Emission Limits - 4.1.1, 4.1.20, 4.1.21, 4.1.22, 4.3.6, ; 45CSR13 Permit R13-2338 4.1.1, 4.3.6, ; 45CSR34, 45CSR16, ; 40CFR63 Subpart FFFF, 40CFR60.8,

Opacity Limits - NA

Operational Limits - 4.1.4, 4.1.16, 4.1.17, 4.1.18, 4.1.23, 4.1.24, 4.1.25, 4.1.26, ; 45CSR13 Permit R13-2338 4.1.4,4.1.18, ; 45CSR16 , 45CSR34 , ; 40CFR60 Subpart NNN, 40CFR63 Subpart FFFF,

X Permit Shield

For all applicable requirements listed above, provide monitoring/testing/recordkeeping/reporting which shall be used to demonstrate compliance. If the method is based on a permit or rule, include the condition number or citation. (Note: Each requirement listed above must have an associated method of demonstrating compliance. If there is not already a required method in place, then a method must be proposed.)

Emission Limits - 4.1.7, 4.5.1, 4.4.3, 4.4.4; 45CSR13 Permit R13-2338 4.1.7, 4.5.1, 4.4.4, 4.4.5;

Opacity Limits - NA;

Operational Limits - 4.5.5,4.5.3, 4.1.10, 4.4.10, ; 45CSR13 Permit R13-2338 4.1.22,4.5.3, 4.5.5, 4.4.11, ; 45CSR34,45CSR16, ; 40CFR63 Subpart FFFF,40CFR60.665(j),

Are you in compliance with all applicable requirements for this emission unit? X Yes ___No

If no, complete the **Schedule of Compliance Form** as **ATTACHMENT F**.

ATTACHMENT E - Emission Unit Form

Emission Unit Description		*Emission Group 431*
Emission unit ID number: T-1835/T-1836	**Emission unit name:** Tanks	**List any control devices associated with this emission unit:** S-237

Provide a description of the emission unit (type, method of operation, design parameters, etc.):

Tank

Manufacturer:	**Model number:**	**Serial number:**
In House	NA	NA
Construction date: 1996	**Installation date:**	**Modification date(s):**

Design Capacity (examples: furnaces - tons/hr, tanks - gallons):

Maximum Hourly Throughput:	**Maximum Annual Throughput:**	**Maximum Operating Schedule:**
See Potential Emissions estimation method		8760

Fuel Usage Data **(fill out all applicable fields)**

Does this emission unit combust fuel? ___ Yes ___X No	**If yes, is it?** ___ Indirect Fired ___ Direct Fired
Maximum design heat input and/or maximum horsepower rating:	**Type and Btu/hr rating of burners:**

List the primary fuel type(s) and if applicable, the secondary fuel type(s). For each fuel type listed, provide the maximum hourly and annual fuel usage for each.

Describe each fuel expected to be used during the term of the permit.

Fuel Type	Max. Sulfur Content	Max. Ash Content	BTU Value

Emissions Data	***T-1835/T-1836***	
Criteria Pollutants	Potential Emissions	
	PPH	TPY
Carbon Monoxide (CO)		
Nitrogen Oxides (NO_X)		
Lead (Pb)		
Particulate Matter ($PM_{2.5}$)		
Particulate Matter (PM_{10})		
Total Particulate Matter (TSP)		
Sulfur Dioxide (SO_2)		
Volatile Organic Compounds (VOC)		
Hazardous Air Pollutants	Potential Emissions	
	PPH	TPY
Regulated Pollutants other than Criteria and HAP	Potential Emissions	
	PPH	TPY

List the method(s) used to calculate the potential emissions (include dates of any stack tests conducted, versions of software used, source and dates of emission factors, etc.).

Emissions from this Emission Group are assigned to the major emitting process equipment. Emissions are calculated assuming 8760 hours of operation for most equipment. Emergency equipment emissions are based on 500 hours per year. Highest emitting products were chosen for each emission group, utilizing MON MACT standard batch requirements when appropriate. For tanks the highest throughput in the last three years was increased three times. This was the basis for the PTE. Emissions were calculated using ChemCAD, Essential EHS, Emission Master and/or other appropriate emission estimation models or calculation methodologies (USEPA's TANKS 4.0, WATER9, etc.). Methods take into account stack test results as appropriate.

Applicable Requirements ***T-1835/T-1836***

List all applicable requirements for this emission unit. For each applicable requirement, include the underlying rule/regulation citation and/or construction permit with the condition number. (*Note: Title V permit condition numbers alone are not the underlying applicable requirements*). If an emission limit is calculated based on the type of source and design capacity or if a standard is based on a design parameter, this information should also be included.

Emission Limits - 4.1.1, 4.1.20, 4.1.21, 4.1.22, 4.3.6, ; 45CSR13 Permit R13-2338 4.1.1, 4.3.6, ; 45CSR34, 45CSR16, ; 40CFR63 Subpart FFFF, 40CFR60.8,

Opacity Limits - NA

Operational Limits - 4.1.4, 4.1.16, 4.1.17, 4.1.18, 4.1.23, 4.1.24, 4.1.25, 4.1.26, ; 45CSR13 Permit R13-2338 4.1.4,4.1.18, ; 45CSR16 , 45CSR34 , ; 40CFR60 Subpart NNN, 40CFR63 Subpart FFFF,

X Permit Shield

For all applicable requirements listed above, provide monitoring/testing/recordkeeping/reporting which shall be used to demonstrate compliance. If the method is based on a permit or rule, include the condition number or citation. (Note: Each requirement listed above must have an associated method of demonstrating compliance. If there is not already a required method in place, then a method must be proposed.)

Emission Limits - 4.1.7, 4.5.1, 4.4.3, 4.4.4; 45CSR13 Permit R13-2338 4.1.7, 4.5.1, 4.4.4, 4.4.5;

Opacity Limits - NA;

Operational Limits - 4.5.5,4.5.3, 4.1.10, ; 45CSR13 Permit R13-2338 4.1.22,4.5.3, 4.5.5, ; 45CSR34,; 40CFR63 Subpart FFFF,

Are you in compliance with all applicable requirements for this emission unit? X Yes ___No

If no, complete the **Schedule of Compliance Form** as **ATTACHMENT F**.

ATTACHMENT E - Emission Unit Form

Emission Unit Description		*Emission Group 431*
Emission unit ID number: T-1837	**Emission unit name:** Tank	**List any control devices associated with this emission unit:** NONE

Provide a description of the emission unit (type, method of operation, design parameters, etc.):

Tank

Manufacturer:	**Model number:**	**Serial number:**
In House	NA	NA
Construction date: 1995	**Installation date:**	**Modification date(s):**

Design Capacity (examples: furnaces - tons/hr, tanks - gallons):

<20,000

Maximum Hourly Throughput:	**Maximum Annual Throughput:**	**Maximum Operating Schedule:**
See Potential Emissions estimation method		8760

Fuel Usage Data **(fill out all applicable fields)**

Does this emission unit combust fuel? ___ Yes ___X No	**If yes, is it?** ___ Indirect Fired ___ Direct Fired
Maximum design heat input and/or maximum horsepower rating:	**Type and Btu/hr rating of burners:**

List the primary fuel type(s) and if applicable, the secondary fuel type(s). For each fuel type listed, provide the maximum hourly and annual fuel usage for each.

Describe each fuel expected to be used during the term of the permit.

Fuel Type	Max. Sulfur Content	Max. Ash Content	BTU Value

Emissions Data ***T-1837***

Criteria Pollutants	Potential Emissions	
	PPH	TPY
Carbon Monoxide (CO)		
Nitrogen Oxides (NO_X)		
Lead (Pb)		
Particulate Matter ($PM_{2.5}$)		
Particulate Matter (PM_{10})		
Total Particulate Matter (TSP)		
Sulfur Dioxide (SO_2)		
Volatile Organic Compounds (VOC)		

Hazardous Air Pollutants	Potential Emissions	
	PPH	TPY

Regulated Pollutants other than Criteria and HAP	Potential Emissions	
	PPH	TPY

List the method(s) used to calculate the potential emissions (include dates of any stack tests conducted, versions of software used, source and dates of emission factors, etc.).

Emissions from this Emission Group are assigned to the major emitting process equipment. Emissions are calculated assuming 8760 hours of operation for most equipment. Emergency equipment emissions are based on 500 hours per year. Highest emitting products were chosen for each emission group, utilizing MON MACT standard batch requirements when appropriate. For tanks the highest throughput in the last three years was increased three times. This was the basis for the PTE. Emissions were calculated using ChemCAD, Essential EHS, Emission Master and/or other appropriate emission estimation models or calculation methodologies (USEPA's TANKS 4.0, WATER9, etc.). Methods take into account stack test results as appropriate.

Applicable Requirements ***T-1837***

List all applicable requirements for this emission unit. For each applicable requirement, include the underlying rule/regulation citation and/or construction permit with the condition number. (*Note: Title V permit condition numbers alone are not the underlying applicable requirements*). If an emission limit is calculated based on the type of source and design capacity or if a standard is based on a design parameter, this information should also be included.

Emission Limits - 4.1.20, 4.1.21, 4.1.22, 4.3.6, ; 4.3.6, ; 45CSR34, 45CSR16, ; 40CFR63 Subpart FFFF, 40CFR60.8,

Opacity Limits - NA

Operational Limits - 4.1.4, 4.1.16, 4.1.17, 4.1.18, 4.1.23, 4.1.24, 4.1.25, 4.1.26, ; 45CSR13 0 4.1.4,4.1.18, ; 45CSR16 , 45CSR34 , ; 40CFR60 Subpart NNN, 40CFR63 Subpart FFFF,

X Permit Shield

For all applicable requirements listed above, provide monitoring/testing/recordkeeping/reporting which shall be used to demonstrate compliance. If the method is based on a permit or rule, include the condition number or citation. (Note: Each requirement listed above must have an associated method of demonstrating compliance. If there is not already a required method in place, then a method must be proposed.)

Emission Limits - 4.1.7, 4.5.1, ; 45CSR13 Permit R13-2338 4.1.7, 4.5.1, ;

Opacity Limits - NA;

Operational Limits - 4.5.5,4.5.3, 4.1.10, 4.4.10, ; 45CSR13 Permit R13-2338 4.1.22,4.5.3, 4.5.5, 4.4.11, ; 45CSR34,45CSR16, ; 40CFR63 Subpart FFFF,40CFR60.665(j),

Are you in compliance with all applicable requirements for this emission unit? X Yes ___No

If no, complete the **Schedule of Compliance Form** as **ATTACHMENT F**.

ATTACHMENT E - Emission Unit Form

Emission Unit Description		*Emission Group 432*
Emission unit ID number: H-1308	**Emission unit name:** Heat Exchanger	**List any control devices associated with this emission unit:** NONE

Provide a description of the emission unit (type, method of operation, design parameters, etc.):

Heat Exchanger

Manufacturer:	**Model number:**	**Serial number:**
In House	NA	NA
Construction date:	**Installation date:**	**Modification date(s):**

Design Capacity (examples: furnaces - tons/hr, tanks - gallons):

Maximum Hourly Throughput:	**Maximum Annual Throughput:**	**Maximum Operating Schedule:**
See Potential Emissions estimation method		8760

Fuel Usage Data **(fill out all applicable fields)**

Does this emission unit combust fuel? ___ Yes ___X No	**If yes, is it?** ___ Indirect Fired ___ Direct Fired
Maximum design heat input and/or maximum horsepower rating:	**Type and Btu/hr rating of burners:**

List the primary fuel type(s) and if applicable, the secondary fuel type(s). For each fuel type listed, provide the maximum hourly and annual fuel usage for each.

Describe each fuel expected to be used during the term of the permit.

Fuel Type	Max. Sulfur Content	Max. Ash Content	BTU Value

Emissions Data ***H-1308***

Criteria Pollutants	Potential Emissions	
	PPH	TPY
Carbon Monoxide (CO)		
Nitrogen Oxides (NO_X)		
Lead (Pb)		
Particulate Matter ($PM_{2.5}$)		
Particulate Matter (PM_{10})		
Total Particulate Matter (TSP)		
Sulfur Dioxide (SO_2)		
Volatile Organic Compounds (VOC)		

Hazardous Air Pollutants	Potential Emissions	
	PPH	TPY

Regulated Pollutants other than Criteria and HAP	Potential Emissions	
	PPH	TPY

List the method(s) used to calculate the potential emissions (include dates of any stack tests conducted, versions of software used, source and dates of emission factors, etc.).

Emissions from this Emission Group are assigned to the major emitting process equipment. Emissions are calculated assuming 8760 hours of operation for most equipment. Emergency equipment emissions are based on 500 hours per year. Highest emitting products were chosen for each emission group, utilizing MON MACT standard batch requirements when appropriate. For tanks the highest throughput in the last three years was increased three times. This was the basis for the PTE. Emissions were calculated using ChemCAD, Essential EHS, Emission Master and/or other appropriate emission estimation models or calculation methodologies (USEPA's TANKS 4.0, WATER9, etc.). Methods take into account stack test results as appropriate.

Applicable Requirements ***H-1308***

List all applicable requirements for this emission unit. For each applicable requirement, include the underlying rule/regulation citation and/or construction permit with the condition number. (*Note: Title V permit condition numbers alone are not the underlying applicable requirements*). If an emission limit is calculated based on the type of source and design capacity or if a standard is based on a design parameter, this information should also be included.

Emission Limits - 7.1.8, ; ; 45CSR34, ; 40CFR63.2490,

Opacity Limits - NA

Operational Limits - ; ; ;

X Permit Shield

For all applicable requirements listed above, provide monitoring/testing/recordkeeping/reporting which shall be used to demonstrate compliance. If the method is based on a permit or rule, include the condition number or citation. (Note: Each requirement listed above must have an associated method of demonstrating compliance. If there is not already a required method in place, then a method must be proposed.)

Emission Limits - 7.1.8, ; ; 40CFR63.2490,

Opacity Limits - NA;

Operational Limits - NA

Are you in compliance with all applicable requirements for this emission unit? X Yes ___No

If no, complete the **Schedule of Compliance Form** as **ATTACHMENT F**.

ATTACHMENT E - Emission Unit Form

Emission Unit Description		*Emission Group 432*
Emission unit ID number: R-93	**Emission unit name:** Tank	**List any control devices associated with this emission unit:** S-210

Provide a description of the emission unit (type, method of operation, design parameters, etc.):

Tank

Manufacturer:	**Model number:**	**Serial number:**
In House	NA	NA
Construction date:	**Installation date:**	**Modification date(s):**

Design Capacity (examples: furnaces - tons/hr, tanks - gallons):

<20,000

Maximum Hourly Throughput:	**Maximum Annual Throughput:**	**Maximum Operating Schedule:**
See Potential Emissions estimation method		8760

Fuel Usage Data **(fill out all applicable fields)**

Does this emission unit combust fuel? ___ Yes ___X No	**If yes, is it?** ___ Indirect Fired ___ Direct Fired
Maximum design heat input and/or maximum horsepower rating:	**Type and Btu/hr rating of burners:**

List the primary fuel type(s) and if applicable, the secondary fuel type(s). For each fuel type listed, provide the maximum hourly and annual fuel usage for each.

Describe each fuel expected to be used during the term of the permit.

Fuel Type	Max. Sulfur Content	Max. Ash Content	BTU Value

Emissions Data ***R-93***

Criteria Pollutants	Potential Emissions	
	PPH	TPY
Carbon Monoxide (CO)		
Nitrogen Oxides (NO_X)		
Lead (Pb)		
Particulate Matter ($PM_{2.5}$)		
Particulate Matter (PM_{10})		
Total Particulate Matter (TSP)		
Sulfur Dioxide (SO_2)		
Volatile Organic Compounds (VOC)		

Hazardous Air Pollutants	Potential Emissions	
	PPH	TPY

Regulated Pollutants other than Criteria and HAP	Potential Emissions	
	PPH	TPY

List the method(s) used to calculate the potential emissions (include dates of any stack tests conducted, versions of software used, source and dates of emission factors, etc.).

Emissions from this Emission Group are assigned to the major emitting process equipment. Emissions are calculated assuming 8760 hours of operation for most equipment. Emergency equipment emissions are based on 500 hours per year. Highest emitting products were chosen for each emission group, utilizing MON MACT standard batch requirements when appropriate. For tanks the highest throughput in the last three years was increased three times. This was the basis for the PTE. Emissions were calculated using ChemCAD, Essential EHS, Emission Master and/or other appropriate emission estimation models or calculation methodologies (USEPA's TANKS 4.0, WATER9, etc.). Methods take into account stack test results as appropriate.

Applicable Requirements ***R-93***

List all applicable requirements for this emission unit. For each applicable requirement, include the underlying rule/regulation citation and/or construction permit with the condition number. (*Note: Title V permit condition numbers alone are not the underlying applicable requirements*). If an emission limit is calculated based on the type of source and design capacity or if a standard is based on a design parameter, this information should also be included.

Emission Limits - 7.1.4, ; ; 45CSR34, ; 40CFR63 Subpart FFFF,

Opacity Limits - NA

Operational Limits - NA, ; ; ;

X Permit Shield

For all applicable requirements listed above, provide monitoring/testing/recordkeeping/reporting which shall be used to demonstrate compliance. If the method is based on a permit or rule, include the condition number or citation. (Note: Each requirement listed above must have an associated method of demonstrating compliance. If there is not already a required method in place, then a method must be proposed.)

Emission Limits - NA, ;

Opacity Limits - NA;

Operational Limits - 7.2.3, ; ; 45CSR34,; 40CFR63 Subpart FFFF,

Are you in compliance with all applicable requirements for this emission unit? X Yes ___No

If no, complete the **Schedule of Compliance Form** as **ATTACHMENT F**.

ATTACHMENT E - Emission Unit Form

Emission Unit Description		*Emission Group 432*
Emission unit ID number: R-107	**Emission unit name:** Reactor	**List any control devices associated with this emission unit:** S-210
Provide a description of the emission unit (type, method of operation, design parameters, etc.): Reactor		
Manufacturer: In House	**Model number:** NA	**Serial number:** NA
Construction date:	**Installation date:**	**Modification date(s):**
Design Capacity (examples: furnaces - tons/hr, tanks - gallons):		
Maximum Hourly Throughput: See Potential Emissions estimation method	**Maximum Annual Throughput:**	**Maximum Operating Schedule:** 8760
Fuel Usage Data **(fill out all applicable fields)**		
Does this emission unit combust fuel? ___ Yes ___X No		**If yes, is it?** ___ Indirect Fired ___ Direct Fired
Maximum design heat input and/or maximum horsepower rating:		**Type and Btu/hr rating of burners:**
List the primary fuel type(s) and if applicable, the secondary fuel type(s). For each fuel type listed, provide the maximum hourly and annual fuel usage for each.		

Describe each fuel expected to be used during the term of the permit.

Fuel Type	Max. Sulfur Content	Max. Ash Content	BTU Value

Emissions Data ***R-107***

Criteria Pollutants	Potential Emissions	
	PPH	TPY
Carbon Monoxide (CO)		
Nitrogen Oxides (NO_X)		
Lead (Pb)		
Particulate Matter ($PM_{2.5}$)		
Particulate Matter (PM_{10})		
Total Particulate Matter (TSP)		
Sulfur Dioxide (SO_2)		
Volatile Organic Compounds (VOC)		

Hazardous Air Pollutants	Potential Emissions	
	PPH	TPY

Regulated Pollutants other than Criteria and HAP	Potential Emissions	
	PPH	TPY

List the method(s) used to calculate the potential emissions (include dates of any stack tests conducted, versions of software used, source and dates of emission factors, etc.).

Emissions from this Emission Group are assigned to the major emitting process equipment. Emissions are calculated assuming 8760 hours of operation for most equipment. Emergency equipment emissions are based on 500 hours per year. Highest emitting products were chosen for each emission group, utilizing MON MACT standard batch requirements when appropriate. For tanks the highest throughput in the last three years was increased three times. This was the basis for the PTE. Emissions were calculated using ChemCAD, Essential EHS, Emission Master and/or other appropriate emission estimation models or calculation methodologies (USEPA's TANKS 4.0, WATER9, etc.). Methods take into account stack test results as appropriate.

Applicable Requirements ***R-107***

List all applicable requirements for this emission unit. For each applicable requirement, include the underlying rule/regulation citation and/or construction permit with the condition number. (*Note: Title V permit condition numbers alone are not the underlying applicable requirements*). If an emission limit is calculated based on the type of source and design capacity or if a standard is based on a design parameter, this information should also be included.

Emission Limits - 7.1.4, ; ; 45CSR34, ; 40CFR63 Subpart FFFF,

Opacity Limits - NA

Operational Limits - 7.1.6, ; ; 45CSR34, ; 40CFR63.2480,

X Permit Shield

For all applicable requirements listed above, provide monitoring/testing/recordkeeping/reporting which shall be used to demonstrate compliance. If the method is based on a permit or rule, include the condition number or citation. (Note: Each requirement listed above must have an associated method of demonstrating compliance. If there is not already a required method in place, then a method must be proposed.)

Emission Limits - NA, ;

Opacity Limits - NA;

Operational Limits - 7.2.3, ; ; 45CSR34,; 40CFR63 Subpart FFFF,

Are you in compliance with all applicable requirements for this emission unit? X Yes ___No

If no, complete the **Schedule of Compliance Form** as **ATTACHMENT F**.

ATTACHMENT E - Emission Unit Form

Emission Unit Description		*Emission Group 432*
Emission unit ID number: T-1923	**Emission unit name:** Tank	**List any control devices associated with this emission unit:** S-210

Provide a description of the emission unit (type, method of operation, design parameters, etc.):

Tank

Manufacturer: In House	**Model number:** NA	**Serial number:** NA
Construction date: 1998	**Installation date:**	**Modification date(s):**

Design Capacity (examples: furnaces - tons/hr, tanks - gallons):

<20,000

Maximum Hourly Throughput: See Potential Emissions estimation method	**Maximum Annual Throughput:**	**Maximum Operating Schedule:** 8760

Fuel Usage Data **(fill out all applicable fields)**

Does this emission unit combust fuel? ___ Yes ___X No	**If yes, is it?** ___ Indirect Fired ___ Direct Fired
Maximum design heat input and/or maximum horsepower rating:	**Type and Btu/hr rating of burners:**

List the primary fuel type(s) and if applicable, the secondary fuel type(s). For each fuel type listed, provide the maximum hourly and annual fuel usage for each.

Describe each fuel expected to be used during the term of the permit.

Fuel Type	Max. Sulfur Content	Max. Ash Content	BTU Value

Emissions Data	***T-1923***	
Criteria Pollutants	Potential Emissions	
	PPH	TPY
Carbon Monoxide (CO)		
Nitrogen Oxides (NO_X)		
Lead (Pb)		
Particulate Matter ($PM_{2.5}$)		
Particulate Matter (PM_{10})		
Total Particulate Matter (TSP)		
Sulfur Dioxide (SO_2)		
Volatile Organic Compounds (VOC)		
Hazardous Air Pollutants	Potential Emissions	
	PPH	TPY
Regulated Pollutants other than Criteria and HAP	Potential Emissions	
	PPH	TPY

List the method(s) used to calculate the potential emissions (include dates of any stack tests conducted, versions of software used, source and dates of emission factors, etc.).

Emissions from this Emission Group are assigned to the major emitting process equipment. Emissions are calculated assuming 8760 hours of operation for most equipment. Emergency equipment emissions are based on 500 hours per year. Highest emitting products were chosen for each emission group, utilizing MON MACT standard batch requirements when appropriate. For tanks the highest throughput in the last three years was increased three times. This was the basis for the PTE. Emissions were calculated using ChemCAD, Essential EHS, Emission Master and/or other appropriate emission estimation models or calculation methodologies (USEPA's TANKS 4.0, WATER9, etc.). Methods take into account stack test results as appropriate.

Applicable Requirements ***T-1923***

List all applicable requirements for this emission unit. For each applicable requirement, include the underlying rule/regulation citation and/or construction permit with the condition number. (*Note: Title V permit condition numbers alone are not the underlying applicable requirements*). If an emission limit is calculated based on the type of source and design capacity or if a standard is based on a design parameter, this information should also be included.

Emission Limits - 7.1.4, ; ; 45CSR34, ; 40CFR63 Subpart FFFF,

Opacity Limits - NA

Operational Limits - NA, ; ; ;

X Permit Shield

For all applicable requirements listed above, provide monitoring/testing/recordkeeping/reporting which shall be used to demonstrate compliance. If the method is based on a permit or rule, include the condition number or citation. (Note: Each requirement listed above must have an associated method of demonstrating compliance. If there is not already a required method in place, then a method must be proposed.)

Emission Limits - NA, ;

Opacity Limits - NA;

Operational Limits - 7.2.3, ; ; 45CSR34,; 40CFR63 Subpart FFFF,

Are you in compliance with all applicable requirements for this emission unit? X Yes ___No

If no, complete the **Schedule of Compliance Form** as **ATTACHMENT F**.

ATTACHMENT E - Emission Unit Form

Emission Unit Description		*Emission Group 432*
Emission unit ID number: T-1967	**Emission unit name:** Tank	**List any control devices associated with this emission unit:** S-210

Provide a description of the emission unit (type, method of operation, design parameters, etc.):

Tank

Manufacturer:	**Model number:**	**Serial number:**
In House	NA	NA
Construction date: 1998	**Installation date:**	**Modification date(s):**

Design Capacity (examples: furnaces - tons/hr, tanks - gallons):

<20,000

Maximum Hourly Throughput:	**Maximum Annual Throughput:**	**Maximum Operating Schedule:**
See Potential Emissions estimation method		8760

Fuel Usage Data **(fill out all applicable fields)**

Does this emission unit combust fuel? ___ Yes ___X No	**If yes, is it?** ___ Indirect Fired ___ Direct Fired
Maximum design heat input and/or maximum horsepower rating:	**Type and Btu/hr rating of burners:**

List the primary fuel type(s) and if applicable, the secondary fuel type(s). For each fuel type listed, provide the maximum hourly and annual fuel usage for each.

Describe each fuel expected to be used during the term of the permit.

Fuel Type	Max. Sulfur Content	Max. Ash Content	BTU Value

Emissions Data ***T-1967***

Criteria Pollutants	Potential Emissions	
	PPH	TPY
Carbon Monoxide (CO)		
Nitrogen Oxides (NO_X)		
Lead (Pb)		
Particulate Matter ($PM_{2.5}$)		
Particulate Matter (PM_{10})		
Total Particulate Matter (TSP)		
Sulfur Dioxide (SO_2)		
Volatile Organic Compounds (VOC)		

Hazardous Air Pollutants	Potential Emissions	
	PPH	TPY

Regulated Pollutants other than Criteria and HAP	Potential Emissions	
	PPH	TPY

List the method(s) used to calculate the potential emissions (include dates of any stack tests conducted, versions of software used, source and dates of emission factors, etc.).

Emissions from this Emission Group are assigned to the major emitting process equipment. Emissions are calculated assuming 8760 hours of operation for most equipment. Emergency equipment emissions are based on 500 hours per year. Highest emitting products were chosen for each emission group, utilizing MON MACT standard batch requirements when appropriate. For tanks the highest throughput in the last three years was increased three times. This was the basis for the PTE. Emissions were calculated using ChemCAD, Essential EHS, Emission Master and/or other appropriate emission estimation models or calculation methodologies (USEPA's TANKS 4.0, WATER9, etc.). Methods take into account stack test results as appropriate.

Applicable Requirements ***T-1967***

List all applicable requirements for this emission unit. For each applicable requirement, include the underlying rule/regulation citation and/or construction permit with the condition number. (*Note: Title V permit condition numbers alone are not the underlying applicable requirements*). If an emission limit is calculated based on the type of source and design capacity or if a standard is based on a design parameter, this information should also be included.

Emission Limits - 7.1.4, ; ; 45CSR34, ; 40CFR63 Subpart FFFF,

Opacity Limits - NA

Operational Limits - NA, ; ; ;

X Permit Shield

For all applicable requirements listed above, provide monitoring/testing/recordkeeping/reporting which shall be used to demonstrate compliance. If the method is based on a permit or rule, include the condition number or citation. (Note: Each requirement listed above must have an associated method of demonstrating compliance. If there is not already a required method in place, then a method must be proposed.)

Emission Limits - NA, ;

Opacity Limits - NA;

Operational Limits - 7.2.3, ; ; 45CSR34,; 40CFR63 Subpart FFFF,

Are you in compliance with all applicable requirements for this emission unit? X Yes ___No

If no, complete the **Schedule of Compliance Form** as **ATTACHMENT F**.

ATTACHMENT E - Emission Unit Form

Emission Unit Description		*Emission Group 557*
Emission unit ID number: A-557	**Emission unit name:** Esters Drum Filler	**List any control devices associated with this emission unit:** NONE

Provide a description of the emission unit (type, method of operation, design parameters, etc.):

Tank

Manufacturer:	**Model number:**	**Serial number:**
In House	NA	NA
Construction date:	**Installation date:**	**Modification date(s):**

Design Capacity (examples: furnaces - tons/hr, tanks - gallons):

Maximum Hourly Throughput:	**Maximum Annual Throughput:**	**Maximum Operating Schedule:**
See Potential Emissions estimation method		8760

Fuel Usage Data **(fill out all applicable fields)**

Does this emission unit combust fuel? ___ Yes ___X No	**If yes, is it?** ___ Indirect Fired ___ Direct Fired
Maximum design heat input and/or maximum horsepower rating:	**Type and Btu/hr rating of burners:**

List the primary fuel type(s) and if applicable, the secondary fuel type(s). For each fuel type listed, provide the maximum hourly and annual fuel usage for each.

Describe each fuel expected to be used during the term of the permit.

Fuel Type	Max. Sulfur Content	Max. Ash Content	BTU Value

Emissions Data ***A-557***

Criteria Pollutants	Potential Emissions	
	PPH	TPY
Carbon Monoxide (CO)		
Nitrogen Oxides (NO_X)		
Lead (Pb)		
Particulate Matter ($PM_{2.5}$)		
Particulate Matter (PM_{10})		
Total Particulate Matter (TSP)		
Sulfur Dioxide (SO_2)		
Volatile Organic Compounds (VOC)		

Hazardous Air Pollutants	Potential Emissions	
	PPH	TPY

Regulated Pollutants other than Criteria and HAP	Potential Emissions	
	PPH	TPY

List the method(s) used to calculate the potential emissions (include dates of any stack tests conducted, versions of software used, source and dates of emission factors, etc.).

Emissions from this Emission Group are assigned to the major emitting process equipment. Emissions are calculated assuming 8760 hours of operation for most equipment. Emergency equipment emissions are based on 500 hours per year. Highest emitting products were chosen for each emission group, utilizing MON MACT standard batch requirements when appropriate. For tanks the highest throughput in the last three years was increased three times. This was the basis for the PTE. Emissions were calculated using ChemCAD, Essential EHS, Emission Master and/or other appropriate emission estimation models or calculation methodologies (USEPA's TANKS 4.0, WATER9, etc.). Methods take into account stack test results as appropriate.

Applicable Requirements ***A-557***

List all applicable requirements for this emission unit. For each applicable requirement, include the underlying rule/regulation citation and/or construction permit with the condition number. (*Note: Title V permit condition numbers alone are not the underlying applicable requirements*). If an emission limit is calculated based on the type of source and design capacity or if a standard is based on a design parameter, this information should also be included.

Emission Limits - 4.1.1, 4.1.20, 4.1.21, 4.1.22, ; 45CSR13 Permit R13-2338 4.1.1, ; 45CSR§34 , ; 40CFR§63 Subpart FFFF,

Opacity Limits - NA

Operational Limits - 4.1.4, 4.1.23, 4.1.24, 4.1.25, 4.1.26, ; 45CSR13 Permit R13-2338 ; 45CSR§34 , ; 40CFR§63 Subpart FFFF,

X Permit Shield

For all applicable requirements listed above, provide monitoring/testing/recordkeeping/reporting which shall be used to demonstrate compliance. If the method is based on a permit or rule, include the condition number or citation. (Note: Each requirement listed above must have an associated method of demonstrating compliance. If there is not already a required method in place, then a method must be proposed.)

Emission Limits - 4.1.7, 4.5.1, 4.4.3, 4.4.4; 45CSR13 Permit R13-23384.1.7, 4.5.1, 4.4.4, 4.4.5; ;

Opacity Limits - NA, ; ; ;

Operational Limits - 4.5.5,4.5.3, 4.1.10, ; 45CSR13 Permit R13-2338 4.1.22,4.5.3, 4.5.5, ; 45CSR§34 ,, ; 40CFR§63 Subpart FFFF,

Are you in compliance with all applicable requirements for this emission unit? X Yes ___No

If no, complete the **Schedule of Compliance Form** as **ATTACHMENT F**.

ATTACHMENT E - Emission Unit Form

Emission Unit Description		*Emission Group 601*
Emission unit ID number: C - 339	**Emission unit name:** Blower	**List any control devices associated with this emission unit:** NONE

Provide a description of the emission unit (type, method of operation, design parameters, etc.):

Blower

Manufacturer:	**Model number:**	**Serial number:**
In House	NA	NA
Construction date:	**Installation date:**	**Modification date(s):**

Design Capacity (examples: furnaces - tons/hr, tanks - gallons):

Maximum Hourly Throughput:	**Maximum Annual Throughput:**	**Maximum Operating Schedule:**
See Potential Emissions estimation method		8760

Fuel Usage Data **(fill out all applicable fields)**

Does this emission unit combust fuel? ___ Yes ___X No	**If yes, is it?** ___ Indirect Fired ___ Direct Fired
Maximum design heat input and/or maximum horsepower rating:	**Type and Btu/hr rating of burners:**

List the primary fuel type(s) and if applicable, the secondary fuel type(s). For each fuel type listed, provide the maximum hourly and annual fuel usage for each.

Describe each fuel expected to be used during the term of the permit.

Fuel Type	Max. Sulfur Content	Max. Ash Content	BTU Value

Emissions Data ***C - 339***

Criteria Pollutants	Potential Emissions	
	PPH	TPY
Carbon Monoxide (CO)		
Nitrogen Oxides (NO_X)		
Lead (Pb)		
Particulate Matter ($PM_{2.5}$)		
Particulate Matter (PM_{10})		
Total Particulate Matter (TSP)		
Sulfur Dioxide (SO_2)		
Volatile Organic Compounds (VOC)		

Hazardous Air Pollutants	Potential Emissions	
	PPH	TPY

Regulated Pollutants other than Criteria and HAP	Potential Emissions	
	PPH	TPY

List the method(s) used to calculate the potential emissions (include dates of any stack tests conducted, versions of software used, source and dates of emission factors, etc.).

Emissions from this Emission Group are assigned to the major emitting process equipment. Emissions are calculated assuming 8760 hours of operation for most equipment. Emergency equipment emissions are based on 500 hours per year. Highest emitting products were chosen for each emission group, utilizing MON MACT standard batch requirements when appropriate. For tanks the highest throughput in the last three years was increased three times. This was the basis for the PTE. Emissions were calculated using ChemCAD, Essential EHS, Emission Master and/or other appropriate emission estimation models or calculation methodologies (USEPA's TANKS 4.0, WATER9, etc.). Methods take into account stack test results as appropriate.

Applicable Requirements ***C - 339***

List all applicable requirements for this emission unit. For each applicable requirement, include the underlying rule/regulation citation and/or construction permit with the condition number. (*Note: Title V permit condition numbers alone are not the underlying applicable requirements*). If an emission limit is calculated based on the type of source and design capacity or if a standard is based on a design parameter, this information should also be included.

Emission Limits - ; ; ;

Opacity Limits - NA

Operational Limits - NA, ; ; ;

X Permit Shield

For all applicable requirements listed above, provide monitoring/testing/recordkeeping/reporting which shall be used to demonstrate compliance. If the method is based on a permit or rule, include the condition number or citation. (Note: Each requirement listed above must have an associated method of demonstrating compliance. If there is not already a required method in place, then a method must be proposed.)

Emission Limits - NA, ;

Opacity Limits - NA;

Operational Limits - NA

Are you in compliance with all applicable requirements for this emission unit? X Yes ___No

If no, complete the **Schedule of Compliance Form** as **ATTACHMENT F**.

ATTACHMENT E - Emission Unit Form

Emission Unit Description		*Emission Group 601*
Emission unit ID number: Filter Cake Treatment	**Emission unit name:** Filter Cake Treatment	**List any control devices associated with this emission unit:** NONE
Provide a description of the emission unit (type, method of operation, design parameters, etc.): Filter Cake Treatment		
Manufacturer: In House	**Model number:** NA	**Serial number:** NA
Construction date:	**Installation date:**	**Modification date(s):**
Design Capacity (examples: furnaces - tons/hr, tanks - gallons):		
Maximum Hourly Throughput: See Potential Emissions estimation method	**Maximum Annual Throughput:**	**Maximum Operating Schedule:** 8760
Fuel Usage Data **(fill out all applicable fields)**		
Does this emission unit combust fuel? ___ Yes ___X No		**If yes, is it?** ___ Indirect Fired ___ Direct Fired
Maximum design heat input and/or maximum horsepower rating:		**Type and Btu/hr rating of burners:**
List the primary fuel type(s) and if applicable, the secondary fuel type(s). For each fuel type listed, provide the maximum hourly and annual fuel usage for each.		

Describe each fuel expected to be used during the term of the permit.

Fuel Type	Max. Sulfur Content	Max. Ash Content	BTU Value

Emissions Data	***Filter Cake Treatment***	
Criteria Pollutants	Potential Emissions	
	PPH	TPY
Carbon Monoxide (CO)		
Nitrogen Oxides (NO_X)		
Lead (Pb)		
Particulate Matter ($PM_{2.5}$)		
Particulate Matter (PM_{10})		
Total Particulate Matter (TSP)		
Sulfur Dioxide (SO_2)		
Volatile Organic Compounds (VOC)		
Hazardous Air Pollutants	Potential Emissions	
	PPH	TPY
Regulated Pollutants other than Criteria and HAP	Potential Emissions	
	PPH	TPY

List the method(s) used to calculate the potential emissions (include dates of any stack tests conducted, versions of software used, source and dates of emission factors, etc.).

Emissions from this Emission Group are assigned to the major emitting process equipment. Emissions are calculated assuming 8760 hours of operation for most equipment. Emergency equipment emissions are based on 500 hours per year. Highest emitting products were chosen for each emission group, utilizing MON MACT standard batch requirements when appropriate. For tanks the highest throughput in the last three years was increased three times. This was the basis for the PTE. Emissions were calculated using ChemCAD, Essential EHS, Emission Master and/or other appropriate emission estimation models or calculation methodologies (USEPA's TANKS 4.0, WATER9, etc.). Methods take into account stack test results as appropriate.

Applicable Requirements ***Filter Cake Treatment***

List all applicable requirements for this emission unit. For each applicable requirement, include the underlying rule/regulation citation and/or construction permit with the condition number. (*Note: Title V permit condition numbers alone are not the underlying applicable requirements*). If an emission limit is calculated based on the type of source and design capacity or if a standard is based on a design parameter, this information should also be included.

Emission Limits - ; ; ;

Opacity Limits - NA

Operational Limits - NA, ; ; ;

X Permit Shield

For all applicable requirements listed above, provide monitoring/testing/recordkeeping/reporting which shall be used to demonstrate compliance. If the method is based on a permit or rule, include the condition number or citation. (Note: Each requirement listed above must have an associated method of demonstrating compliance. If there is not already a required method in place, then a method must be proposed.)

Emission Limits - NA, ;

Opacity Limits - NA;

Operational Limits - NA

Are you in compliance with all applicable requirements for this emission unit? X Yes ___No

If no, complete the **Schedule of Compliance Form** as **ATTACHMENT F**.

ATTACHMENT E - Emission Unit Form

Emission Unit Description		*Emission Group 601*
Emission unit ID number: Primary Clarifiers	**Emission unit name:** WWTU	**List any control devices associated with this emission unit:** NONE

Provide a description of the emission unit (type, method of operation, design parameters, etc.):

WWTU

Manufacturer:	**Model number:**	**Serial number:**
In House	NA	NA
Construction date:	**Installation date:**	**Modification date(s):**

Design Capacity (examples: furnaces - tons/hr, tanks - gallons):

Maximum Hourly Throughput:	**Maximum Annual Throughput:**	**Maximum Operating Schedule:**
See Potential Emissions estimation method		8760

Fuel Usage Data **(fill out all applicable fields)**

Does this emission unit combust fuel? ___ Yes ___X No	**If yes, is it?** ___ Indirect Fired ___ Direct Fired
Maximum design heat input and/or maximum horsepower rating:	**Type and Btu/hr rating of burners:**

List the primary fuel type(s) and if applicable, the secondary fuel type(s). For each fuel type listed, provide the maximum hourly and annual fuel usage for each.

Describe each fuel expected to be used during the term of the permit.

Fuel Type	Max. Sulfur Content	Max. Ash Content	BTU Value

Emissions Data	***Primary Clarifiers***	
Criteria Pollutants	Potential Emissions	
	PPH	TPY
Carbon Monoxide (CO)		
Nitrogen Oxides (NO_X)		
Lead (Pb)		
Particulate Matter ($PM_{2.5}$)		
Particulate Matter (PM_{10})		
Total Particulate Matter (TSP)		
Sulfur Dioxide (SO_2)		
Volatile Organic Compounds (VOC)		
Hazardous Air Pollutants	Potential Emissions	
	PPH	TPY
Regulated Pollutants other than Criteria and HAP	Potential Emissions	
	PPH	TPY

List the method(s) used to calculate the potential emissions (include dates of any stack tests conducted, versions of software used, source and dates of emission factors, etc.).

Emissions from this Emission Group are assigned to the major emitting process equipment. Emissions are calculated assuming 8760 hours of operation for most equipment. Emergency equipment emissions are based on 500 hours per year. Highest emitting products were chosen for each emission group, utilizing MON MACT standard batch requirements when appropriate. For tanks the highest throughput in the last three years was increased three times. This was the basis for the PTE. Emissions were calculated using ChemCAD, Essential EHS, Emission Master and/or other appropriate emission estimation models or calculation methodologies (USEPA's TANKS 4.0, WATER9, etc.). Methods take into account stack test results as appropriate.

Applicable Requirements	*Primary Clarifiers*

List all applicable requirements for this emission unit. For each applicable requirement, include the underlying rule/regulation citation and/or construction permit with the condition number. (*Note: Title V permit condition numbers alone are not the underlying applicable requirements*). If an emission limit is calculated based on the type of source and design capacity or if a standard is based on a design parameter, this information should also be included.

Emission Limits - ; ; ;

Opacity Limits - NA

Operational Limits - NA, ; ; ;

X Permit Shield

For all applicable requirements listed above, provide monitoring/testing/recordkeeping/reporting which shall be used to demonstrate compliance. If the method is based on a permit or rule, include the condition number or citation. (Note: Each requirement listed above must have an associated method of demonstrating compliance. If there is not already a required method in place, then a method must be proposed.)

Emission Limits - NA, ;

Opacity Limits - NA;

Operational Limits - NA

Are you in compliance with all applicable requirements for this emission unit? X Yes ___No

If no, complete the **Schedule of Compliance Form** as **ATTACHMENT F**.

ATTACHMENT E - Emission Unit Form

Emission Unit Description		*Emission Group 601*
Emission unit ID number: R-72	**Emission unit name:** Hydrolysis Reactor	**List any control devices associated with this emission unit:** S-209
Provide a description of the emission unit (type, method of operation, design parameters, etc.): Reactor		
Manufacturer: In House	**Model number:** NA	**Serial number:** NA
Construction date:	**Installation date:**	**Modification date(s):**
Design Capacity (examples: furnaces - tons/hr, tanks - gallons):		
Maximum Hourly Throughput: See Potential Emissions estimation method	**Maximum Annual Throughput:**	**Maximum Operating Schedule:** 8760
Fuel Usage Data **(fill out all applicable fields)**		
Does this emission unit combust fuel? ___ Yes ___X No		**If yes, is it?** ___ Indirect Fired ___ Direct Fired
Maximum design heat input and/or maximum horsepower rating:		**Type and Btu/hr rating of burners:**
List the primary fuel type(s) and if applicable, the secondary fuel type(s). For each fuel type listed, provide the maximum hourly and annual fuel usage for each.		

Describe each fuel expected to be used during the term of the permit.

Fuel Type	Max. Sulfur Content	Max. Ash Content	BTU Value

Emissions Data ***R-72***

Criteria Pollutants	Potential Emissions	
	PPH	TPY
Carbon Monoxide (CO)		
Nitrogen Oxides (NO_X)		
Lead (Pb)		
Particulate Matter ($PM_{2.5}$)		
Particulate Matter (PM_{10})		
Total Particulate Matter (TSP)		
Sulfur Dioxide (SO_2)		
Volatile Organic Compounds (VOC)		

Hazardous Air Pollutants	Potential Emissions	
	PPH	TPY

Regulated Pollutants other than Criteria and HAP	Potential Emissions	
	PPH	TPY

List the method(s) used to calculate the potential emissions (include dates of any stack tests conducted, versions of software used, source and dates of emission factors, etc.).

Emissions from this Emission Group are assigned to the major emitting process equipment. Emissions are calculated assuming 8760 hours of operation for most equipment. Emergency equipment emissions are based on 500 hours per year. Highest emitting products were chosen for each emission group, utilizing MON MACT standard batch requirements when appropriate. For tanks the highest throughput in the last three years was increased three times. This was the basis for the PTE. Emissions were calculated using ChemCAD, Essential EHS, Emission Master and/or other appropriate emission estimation models or calculation methodologies (USEPA's TANKS 4.0, WATER9, etc.). Methods take into account stack test results as appropriate.

Applicable Requirements ***R-72***

List all applicable requirements for this emission unit. For each applicable requirement, include the underlying rule/regulation citation and/or construction permit with the condition number. (*Note: Title V permit condition numbers alone are not the underlying applicable requirements*). If an emission limit is calculated based on the type of source and design capacity or if a standard is based on a design parameter, this information should also be included.

Emission Limits - ; ; ;

Opacity Limits - NA

Operational Limits - NA, ; ; ;

X Permit Shield

For all applicable requirements listed above, provide monitoring/testing/recordkeeping/reporting which shall be used to demonstrate compliance. If the method is based on a permit or rule, include the condition number or citation. (Note: Each requirement listed above must have an associated method of demonstrating compliance. If there is not already a required method in place, then a method must be proposed.)

Emission Limits - NA, ;

Opacity Limits - NA;

Operational Limits - NA

Are you in compliance with all applicable requirements for this emission unit? X Yes ___No

If no, complete the **Schedule of Compliance Form** as **ATTACHMENT F**.

ATTACHMENT E - Emission Unit Form

Emission Unit Description		*Emission Group 601*
Emission unit ID number: S-229	**Emission unit name:** Alkyl Halide Strippers	**List any control devices associated with this emission unit:** NONE

Provide a description of the emission unit (type, method of operation, design parameters, etc.):

Air Stripper

Manufacturer:	**Model number:**	**Serial number:**
In House	NA	NA
Construction date:	**Installation date:**	**Modification date(s):**

Design Capacity (examples: furnaces - tons/hr, tanks - gallons):

Maximum Hourly Throughput:	**Maximum Annual Throughput:**	**Maximum Operating Schedule:**
See Potential Emissions estimation method		8760

Fuel Usage Data **(fill out all applicable fields)**

Does this emission unit combust fuel? ___ Yes ___X No	**If yes, is it?** ___ Indirect Fired ___ Direct Fired
Maximum design heat input and/or maximum horsepower rating:	**Type and Btu/hr rating of burners:**

List the primary fuel type(s) and if applicable, the secondary fuel type(s). For each fuel type listed, provide the maximum hourly and annual fuel usage for each.

Describe each fuel expected to be used during the term of the permit.

Fuel Type	Max. Sulfur Content	Max. Ash Content	BTU Value

Emissions Data	***S-229***	
Criteria Pollutants	Potential Emissions	
	PPH	TPY
Carbon Monoxide (CO)		
Nitrogen Oxides (NO_X)		
Lead (Pb)		
Particulate Matter ($PM_{2.5}$)		
Particulate Matter (PM_{10})		
Total Particulate Matter (TSP)		
Sulfur Dioxide (SO_2)		
Volatile Organic Compounds (VOC)		
Hazardous Air Pollutants	Potential Emissions	
	PPH	TPY
Regulated Pollutants other than Criteria and HAP	Potential Emissions	
	PPH	TPY

List the method(s) used to calculate the potential emissions (include dates of any stack tests conducted, versions of software used, source and dates of emission factors, etc.).

Emissions from this Emission Group are assigned to the major emitting process equipment. Emissions are calculated assuming 8760 hours of operation for most equipment. Emergency equipment emissions are based on 500 hours per year. Highest emitting products were chosen for each emission group, utilizing MON MACT standard batch requirements when appropriate. For tanks the highest throughput in the last three years was increased three times. This was the basis for the PTE. Emissions were calculated using ChemCAD, Essential EHS, Emission Master and/or other appropriate emission estimation models or calculation methodologies (USEPA's TANKS 4.0, WATER9, etc.). Methods take into account stack test results as appropriate.

Applicable Requirements ***S-229***

List all applicable requirements for this emission unit. For each applicable requirement, include the underlying rule/regulation citation and/or construction permit with the condition number. (*Note: Title V permit condition numbers alone are not the underlying applicable requirements*). If an emission limit is calculated based on the type of source and design capacity or if a standard is based on a design parameter, this information should also be included.

Emission Limits - 9.1.1, ; 45CSR13 Permit R13-1746 4.1.1, ; ;

Opacity Limits - NA

Operational Limits - 9.1.2, 9.1.3, ; 45CSR13 Permit R13-1746 4.1.3,4.1.3, ; ;

X Permit Shield

For all applicable requirements listed above, provide monitoring/testing/recordkeeping/reporting which shall be used to demonstrate compliance. If the method is based on a permit or rule, include the condition number or citation. (Note: Each requirement listed above must have an associated method of demonstrating compliance. If there is not already a required method in place, then a method must be proposed.)

Emission Limits - 9.2.1, 9.2.3, 9.4.1, 9.5.1; 45CSR13 Permit R13-1746 4.2.1, 4.2.3, 4.4.4, 4.5.1;

Opacity Limits - NA;

Operational Limits - 9.4.2, 9.2.2, ; 45CSR13 Permit R13-1746 4.2.2,4.4.5, ; ;

Are you in compliance with all applicable requirements for this emission unit? X Yes ___No

If no, complete the **Schedule of Compliance Form** as **ATTACHMENT F**.

ATTACHMENT E - Emission Unit Form

Emission Unit Description		*Emission Group 601*
Emission unit ID number: S-230	**Emission unit name:** Alkyl Halide Strippers	**List any control devices associated with this emission unit:** NONE

Provide a description of the emission unit (type, method of operation, design parameters, etc.):

Air Stripper

Manufacturer:	**Model number:**	**Serial number:**
In House	NA	NA
Construction date:	**Installation date:**	**Modification date(s):**

Design Capacity (examples: furnaces - tons/hr, tanks - gallons):

Maximum Hourly Throughput:	**Maximum Annual Throughput:**	**Maximum Operating Schedule:**
See Potential Emissions estimation method		8760

Fuel Usage Data **(fill out all applicable fields)**

Does this emission unit combust fuel? ___ Yes ___X No	**If yes, is it?** ___ Indirect Fired ___ Direct Fired
Maximum design heat input and/or maximum horsepower rating:	**Type and Btu/hr rating of burners:**

List the primary fuel type(s) and if applicable, the secondary fuel type(s). For each fuel type listed, provide the maximum hourly and annual fuel usage for each.

Describe each fuel expected to be used during the term of the permit.

Fuel Type	Max. Sulfur Content	Max. Ash Content	BTU Value

Emissions Data ***S-230***

Criteria Pollutants	Potential Emissions	
	PPH	TPY
Carbon Monoxide (CO)		
Nitrogen Oxides (NO_X)		
Lead (Pb)		
Particulate Matter ($PM_{2.5}$)		
Particulate Matter (PM_{10})		
Total Particulate Matter (TSP)		
Sulfur Dioxide (SO_2)		
Volatile Organic Compounds (VOC)		

Hazardous Air Pollutants	Potential Emissions	
	PPH	TPY

Regulated Pollutants other than Criteria and HAP	Potential Emissions	
	PPH	TPY

List the method(s) used to calculate the potential emissions (include dates of any stack tests conducted, versions of software used, source and dates of emission factors, etc.).

Emissions from this Emission Group are assigned to the major emitting process equipment. Emissions are calculated assuming 8760 hours of operation for most equipment. Emergency equipment emissions are based on 500 hours per year. Highest emitting products were chosen for each emission group, utilizing MON MACT standard batch requirements when appropriate. For tanks the highest throughput in the last three years was increased three times. This was the basis for the PTE. Emissions were calculated using ChemCAD, Essential EHS, Emission Master and/or other appropriate emission estimation models or calculation methodologies (USEPA's TANKS 4.0, WATER9, etc.). Methods take into account stack test results as appropriate.

Applicable Requirements ***S-230***

List all applicable requirements for this emission unit. For each applicable requirement, include the underlying rule/regulation citation and/or construction permit with the condition number. (*Note: Title V permit condition numbers alone are not the underlying applicable requirements*). If an emission limit is calculated based on the type of source and design capacity or if a standard is based on a design parameter, this information should also be included.

Emission Limits - 9.1.1, ; 45CSR13 Permit R13-1746 4.1.1, ; ;

Opacity Limits - NA

Operational Limits - 9.1.2, 9.1.3, ; 45CSR13 Permit R13-1746 4.1.3,4.1.3, ; ;

X Permit Shield

For all applicable requirements listed above, provide monitoring/testing/recordkeeping/reporting which shall be used to demonstrate compliance. If the method is based on a permit or rule, include the condition number or citation. (Note: Each requirement listed above must have an associated method of demonstrating compliance. If there is not already a required method in place, then a method must be proposed.)

Emission Limits - 9.2.1, 9.2.3, 9.4.1, 9.5.1; 45CSR13 Permit R13-1746 4.2.1, 4.2.3, 4.4.4, 4.5.1;

Opacity Limits - NA;

Operational Limits - 9.4.2, 9.2.2, ; 45CSR13 Permit R13-1746 4.2.2,4.4.5, ; ;

Are you in compliance with all applicable requirements for this emission unit? X Yes ___No

If no, complete the **Schedule of Compliance Form** as **ATTACHMENT F**.

ATTACHMENT E - Emission Unit Form

Emission Unit Description		*Emission Group 601*
Emission unit ID number: Settling Basin and Panic Pond	**Emission unit name:** WWTU	**List any control devices associated with this emission unit:** NONE
Provide a description of the emission unit (type, method of operation, design parameters, etc.): WWTU		
Manufacturer: In House	**Model number:** NA	**Serial number:** NA
Construction date:	**Installation date:**	**Modification date(s):**
Design Capacity (examples: furnaces - tons/hr, tanks - gallons):		
Maximum Hourly Throughput: See Potential Emissions estimation method	**Maximum Annual Throughput:**	**Maximum Operating Schedule:** 8760
Fuel Usage Data **(fill out all applicable fields)**		
Does this emission unit combust fuel? ___ Yes ___X No		**If yes, is it?** ___ Indirect Fired ___ Direct Fired
Maximum design heat input and/or maximum horsepower rating:		**Type and Btu/hr rating of burners:**
List the primary fuel type(s) and if applicable, the secondary fuel type(s). For each fuel type listed, provide the maximum hourly and annual fuel usage for each.		

Describe each fuel expected to be used during the term of the permit.

Fuel Type	Max. Sulfur Content	Max. Ash Content	BTU Value

Emissions Data	***Settling Basin and Panic Pond***	
Criteria Pollutants	Potential Emissions	
	PPH	TPY
Carbon Monoxide (CO)		
Nitrogen Oxides (NO_X)		
Lead (Pb)		
Particulate Matter ($PM_{2.5}$)		
Particulate Matter (PM_{10})		
Total Particulate Matter (TSP)		
Sulfur Dioxide (SO_2)		
Volatile Organic Compounds (VOC)		
Hazardous Air Pollutants	Potential Emissions	
	PPH	TPY
Regulated Pollutants other than Criteria and HAP	Potential Emissions	
	PPH	TPY

List the method(s) used to calculate the potential emissions (include dates of any stack tests conducted, versions of software used, source and dates of emission factors, etc.).

Emissions from this Emission Group are assigned to the major emitting process equipment. Emissions are calculated assuming 8760 hours of operation for most equipment. Emergency equipment emissions are based on 500 hours per year. Highest emitting products were chosen for each emission group, utilizing MON MACT standard batch requirements when appropriate. For tanks the highest throughput in the last three years was increased three times. This was the basis for the PTE. Emissions were calculated using ChemCAD, Essential EHS, Emission Master and/or other appropriate emission estimation models or calculation methodologies (USEPA's TANKS 4.0, WATER9, etc.). Methods take into account stack test results as appropriate.

Applicable Requirements ***Settling Basin and Panic Pond***

List all applicable requirements for this emission unit. For each applicable requirement, include the underlying rule/regulation citation and/or construction permit with the condition number. (*Note: Title V permit condition numbers alone are not the underlying applicable requirements*). If an emission limit is calculated based on the type of source and design capacity or if a standard is based on a design parameter, this information should also be included.

Emission Limits - ; ; ;

Opacity Limits - NA

Operational Limits - NA, ; ; ;

X Permit Shield

For all applicable requirements listed above, provide monitoring/testing/recordkeeping/reporting which shall be used to demonstrate compliance. If the method is based on a permit or rule, include the condition number or citation. (Note: Each requirement listed above must have an associated method of demonstrating compliance. If there is not already a required method in place, then a method must be proposed.)

Emission Limits - NA, ;

Opacity Limits - NA;

Operational Limits - NA

Are you in compliance with all applicable requirements for this emission unit? X Yes ___No

If no, complete the **Schedule of Compliance Form** as **ATTACHMENT F**.

ATTACHMENT E - Emission Unit Form

Emission Unit Description		*Emission Group 601*
Emission unit ID number: T-1414	**Emission unit name:** Tank	**List any control devices associated with this emission unit:** NONE

Provide a description of the emission unit (type, method of operation, design parameters, etc.):

Tank

Manufacturer:	**Model number:**	**Serial number:**
In House	NA	NA
Construction date: 1987	**Installation date:**	**Modification date(s):**

Design Capacity (examples: furnaces - tons/hr, tanks - gallons):

75000

Maximum Hourly Throughput:	**Maximum Annual Throughput:**	**Maximum Operating Schedule:**
See Potential Emissions estimation method		8760

Fuel Usage Data **(fill out all applicable fields)**

Does this emission unit combust fuel? ___ Yes ___X No	**If yes, is it?** ___ Indirect Fired ___ Direct Fired
Maximum design heat input and/or maximum horsepower rating:	**Type and Btu/hr rating of burners:**

List the primary fuel type(s) and if applicable, the secondary fuel type(s). For each fuel type listed, provide the maximum hourly and annual fuel usage for each.

Describe each fuel expected to be used during the term of the permit.

Fuel Type	Max. Sulfur Content	Max. Ash Content	BTU Value

Emissions Data	***T-1414***	
Criteria Pollutants	Potential Emissions	
	PPH	TPY
Carbon Monoxide (CO)		
Nitrogen Oxides (NO_X)		
Lead (Pb)		
Particulate Matter ($PM_{2.5}$)		
Particulate Matter (PM_{10})		
Total Particulate Matter (TSP)		
Sulfur Dioxide (SO_2)		
Volatile Organic Compounds (VOC)		
Hazardous Air Pollutants	Potential Emissions	
	PPH	TPY
Regulated Pollutants other than Criteria and HAP	Potential Emissions	
	PPH	TPY

List the method(s) used to calculate the potential emissions (include dates of any stack tests conducted, versions of software used, source and dates of emission factors, etc.).

Emissions from this Emission Group are assigned to the major emitting process equipment. Emissions are calculated assuming 8760 hours of operation for most equipment. Emergency equipment emissions are based on 500 hours per year. Highest emitting products were chosen for each emission group, utilizing MON MACT standard batch requirements when appropriate. For tanks the highest throughput in the last three years was increased three times. This was the basis for the PTE. Emissions were calculated using ChemCAD, Essential EHS, Emission Master and/or other appropriate emission estimation models or calculation methodologies (USEPA's TANKS 4.0, WATER9, etc.). Methods take into account stack test results as appropriate.

Applicable Requirements ***T-1414***

List all applicable requirements for this emission unit. For each applicable requirement, include the underlying rule/regulation citation and/or construction permit with the condition number. (*Note: Title V permit condition numbers alone are not the underlying applicable requirements*). If an emission limit is calculated based on the type of source and design capacity or if a standard is based on a design parameter, this information should also be included.

Emission Limits - 7.1.4, ; ; 45CSR34, ; 40CFR63 Subpart FFFF,

Opacity Limits - NA

Operational Limits - NA, ; ; ;

X Permit Shield

For all applicable requirements listed above, provide monitoring/testing/recordkeeping/reporting which shall be used to demonstrate compliance. If the method is based on a permit or rule, include the condition number or citation. (Note: Each requirement listed above must have an associated method of demonstrating compliance. If there is not already a required method in place, then a method must be proposed.)

Emission Limits - NA, ;

Opacity Limits - NA;

Operational Limits - NA

Are you in compliance with all applicable requirements for this emission unit? X Yes ___No

If no, complete the **Schedule of Compliance Form** as **ATTACHMENT F**.

ATTACHMENT E - Emission Unit Form

Emission Unit Description		*Emission Group 601*
Emission unit ID number: T-1415	**Emission unit name:** Tank	**List any control devices associated with this emission unit:** NONE

Provide a description of the emission unit (type, method of operation, design parameters, etc.):

Tank

Manufacturer:	**Model number:**	**Serial number:**
In House	NA	NA
Construction date: 1987	**Installation date:**	**Modification date(s):**

Design Capacity (examples: furnaces - tons/hr, tanks - gallons):

75000

Maximum Hourly Throughput:	**Maximum Annual Throughput:**	**Maximum Operating Schedule:**
See Potential Emissions estimation method		8760

Fuel Usage Data **(fill out all applicable fields)**

Does this emission unit combust fuel? ___ Yes ___X No	**If yes, is it?** ___ Indirect Fired ___ Direct Fired
Maximum design heat input and/or maximum horsepower rating:	**Type and Btu/hr rating of burners:**

List the primary fuel type(s) and if applicable, the secondary fuel type(s). For each fuel type listed, provide the maximum hourly and annual fuel usage for each.

Describe each fuel expected to be used during the term of the permit.

Fuel Type	Max. Sulfur Content	Max. Ash Content	BTU Value

Emissions Data	***T-1415***	
Criteria Pollutants	Potential Emissions	
	PPH	TPY
Carbon Monoxide (CO)		
Nitrogen Oxides (NO_X)		
Lead (Pb)		
Particulate Matter ($PM_{2.5}$)		
Particulate Matter (PM_{10})		
Total Particulate Matter (TSP)		
Sulfur Dioxide (SO_2)		
Volatile Organic Compounds (VOC)		
Hazardous Air Pollutants	Potential Emissions	
	PPH	TPY
Regulated Pollutants other than Criteria and HAP	Potential Emissions	
	PPH	TPY

List the method(s) used to calculate the potential emissions (include dates of any stack tests conducted, versions of software used, source and dates of emission factors, etc.).

Emissions from this Emission Group are assigned to the major emitting process equipment. Emissions are calculated assuming 8760 hours of operation for most equipment. Emergency equipment emissions are based on 500 hours per year. Highest emitting products were chosen for each emission group, utilizing MON MACT standard batch requirements when appropriate. For tanks the highest throughput in the last three years was increased three times. This was the basis for the PTE. Emissions were calculated using ChemCAD, Essential EHS, Emission Master and/or other appropriate emission estimation models or calculation methodologies (USEPA's TANKS 4.0, WATER9, etc.). Methods take into account stack test results as appropriate.

Applicable Requirements ***T-1415***

List all applicable requirements for this emission unit. For each applicable requirement, include the underlying rule/regulation citation and/or construction permit with the condition number. (*Note: Title V permit condition numbers alone are not the underlying applicable requirements*). If an emission limit is calculated based on the type of source and design capacity or if a standard is based on a design parameter, this information should also be included.

Emission Limits - 7.1.4, ; ; 45CSR34, ; 40CFR63 Subpart FFFF,

Opacity Limits - NA

Operational Limits - NA, ; ; ;

X Permit Shield

For all applicable requirements listed above, provide monitoring/testing/recordkeeping/reporting which shall be used to demonstrate compliance. If the method is based on a permit or rule, include the condition number or citation. (Note: Each requirement listed above must have an associated method of demonstrating compliance. If there is not already a required method in place, then a method must be proposed.)

Emission Limits - NA, ;

Opacity Limits - NA;

Operational Limits - NA

Are you in compliance with all applicable requirements for this emission unit? X Yes ___No

If no, complete the **Schedule of Compliance Form** as **ATTACHMENT F**.

ATTACHMENT E - Emission Unit Form

Emission Unit Description		*Emission Group 601*
Emission unit ID number: UNOX Reactors	**Emission unit name:** WWTU	**List any control devices associated with this emission unit:** NONE

Provide a description of the emission unit (type, method of operation, design parameters, etc.):

Tank

Manufacturer:	**Model number:**	**Serial number:**
In House	NA	NA
Construction date:	**Installation date:**	**Modification date(s):**

Design Capacity (examples: furnaces - tons/hr, tanks - gallons):

Maximum Hourly Throughput:	**Maximum Annual Throughput:**	**Maximum Operating Schedule:**
See Potential Emissions estimation method		8760

Fuel Usage Data **(fill out all applicable fields)**

Does this emission unit combust fuel? ___ Yes ___X No	**If yes, is it?** ___ Indirect Fired ___ Direct Fired
Maximum design heat input and/or maximum horsepower rating:	**Type and Btu/hr rating of burners:**

List the primary fuel type(s) and if applicable, the secondary fuel type(s). For each fuel type listed, provide the maximum hourly and annual fuel usage for each.

Describe each fuel expected to be used during the term of the permit.

Fuel Type	Max. Sulfur Content	Max. Ash Content	BTU Value

Emissions Data	***UNOX Reactors***	
Criteria Pollutants	Potential Emissions	
	PPH	TPY
Carbon Monoxide (CO)		
Nitrogen Oxides (NO_X)		
Lead (Pb)		
Particulate Matter ($PM_{2.5}$)		
Particulate Matter (PM_{10})		
Total Particulate Matter (TSP)		
Sulfur Dioxide (SO_2)		
Volatile Organic Compounds (VOC)		
Hazardous Air Pollutants	Potential Emissions	
	PPH	TPY
Regulated Pollutants other than Criteria and HAP	Potential Emissions	
	PPH	TPY

List the method(s) used to calculate the potential emissions (include dates of any stack tests conducted, versions of software used, source and dates of emission factors, etc.).

Emissions from this Emission Group are assigned to the major emitting process equipment. Emissions are calculated assuming 8760 hours of operation for most equipment. Emergency equipment emissions are based on 500 hours per year. Highest emitting products were chosen for each emission group, utilizing MON MACT standard batch requirements when appropriate. For tanks the highest throughput in the last three years was increased three times. This was the basis for the PTE. Emissions were calculated using ChemCAD, Essential EHS, Emission Master and/or other appropriate emission estimation models or calculation methodologies (USEPA's TANKS 4.0, WATER9, etc.). Methods take into account stack test results as appropriate.

Applicable Requirements ***UNOX Reactors***

List all applicable requirements for this emission unit. For each applicable requirement, include the underlying rule/regulation citation and/or construction permit with the condition number. (*Note: Title V permit condition numbers alone are not the underlying applicable requirements*). If an emission limit is calculated based on the type of source and design capacity or if a standard is based on a design parameter, this information should also be included.

Emission Limits - ; ; ;

Opacity Limits - NA

Operational Limits - NA, ; ; ;

X Permit Shield

For all applicable requirements listed above, provide monitoring/testing/recordkeeping/reporting which shall be used to demonstrate compliance. If the method is based on a permit or rule, include the condition number or citation. (Note: Each requirement listed above must have an associated method of demonstrating compliance. If there is not already a required method in place, then a method must be proposed.)

Emission Limits - NA, ;

Opacity Limits - NA;

Operational Limits - NA

Are you in compliance with all applicable requirements for this emission unit? X Yes ___No

If no, complete the **Schedule of Compliance Form** as **ATTACHMENT F**.

ATTACHMENT E - Emission Unit Form

Emission Unit Description		*Emission Group 649*
Emission unit ID number: E-915	**Emission unit name:** Diesel Generator	**List any control devices associated with this emission unit:** NONE
Provide a description of the emission unit (type, method of operation, design parameters, etc.): Diesel Generator		
Manufacturer: Cummins	**Model number:**	**Serial number:**
Construction date:	**Installation date:** 1998	**Modification date(s):**
Design Capacity (examples: furnaces - tons/hr, tanks - gallons): 1340 HP		
Maximum Hourly Throughput: See Potential Emissions estimation method	**Maximum Annual Throughput:**	**Maximum Operating Schedule:** 8760
Fuel Usage Data **(fill out all applicable fields)**		
Does this emission unit combust fuel? ___X Yes ___ No		**If yes, is it?** ___ Indirect Fired X Direct Fired
Maximum design heat input and/or maximum horsepower rating:		**Type and Btu/hr rating of burners:**
List the primary fuel type(s) and if applicable, the secondary fuel type(s). For each fuel type listed, provide the maximum hourly and annual fuel usage for each.		

Describe each fuel expected to be used during the term of the permit.

Fuel Type	Max. Sulfur Content	Max. Ash Content	BTU Value
Diesel	15 ppm	NA	135000 Btu/gal

Emissions Data ***E-915***

Criteria Pollutants	Potential Emissions	
	PPH	TPY
Carbon Monoxide (CO)	0.35	1.54
Nitrogen Oxides (NO_X)	1.64	7.17
Lead (Pb)		
Particulate Matter ($PM_{2.5}$)	0.11	0.50
Particulate Matter (PM_{10})	0.11	0.50
Total Particulate Matter (TSP)	0.11	0.50
Sulfur Dioxide (SO_2)	0.11	0.47
Volatile Organic Compounds (VOC)	0.14	0.60

Hazardous Air Pollutants	Potential Emissions	
	PPH	TPY

Regulated Pollutants other than Criteria and HAP	Potential Emissions	
	PPH	TPY

List the method(s) used to calculate the potential emissions (include dates of any stack tests conducted, versions of software used, source and dates of emission factors, etc.).

Emissions from this Emission Group are assigned to the major emitting process equipment. Emissions are calculated assuming 8760 hours of operation for most equipment. Emergency equipment emissions are based on 500 hours per year. Highest emitting products were chosen for each emission group, utilizing MON MACT standard batch requirements when appropriate. For tanks the highest throughput in the last three years was increased three times. This was the basis for the PTE. Emissions were calculated using ChemCAD, Essential EHS, Emission Master and/or other appropriate emission estimation models or calculation methodologies (USEPA's TANKS 4.0, WATER9, etc.). Methods take into account stack test results as appropriate.

Applicable Requirements ***E-915***

List all applicable requirements for this emission unit. For each applicable requirement, include the underlying rule/regulation citation and/or construction permit with the condition number. (*Note: Title V permit condition numbers alone are not the underlying applicable requirements*). If an emission limit is calculated based on the type of source and design capacity or if a standard is based on a design parameter, this information should also be included.

Emission Limits - 11.3.1, ; ; 45CSR2-8.1.b, ;

Opacity Limits - NA

Operational Limits - 11.1.20, ; ; 45CSR34, ; 40CFR63.6640(f), 40CFR63.6640(b),

X Permit Shield

For all applicable requirements listed above, provide monitoring/testing/recordkeeping/reporting which shall be used to demonstrate compliance. If the method is based on a permit or rule, include the condition number or citation. (Note: Each requirement listed above must have an associated method of demonstrating compliance. If there is not already a required method in place, then a method must be proposed.)

Emission Limits - 9.2.1, 9.2.3, 9.4.1, 9.5.1; 45CSR13 4.2.1, 4.2.3, 4.4.4, 4.5.1;

Opacity Limits - NA;

Operational Limits - 11.5.3,9.4.2, 9.2.2, ; 45CSR13 4.2.2,4.4.5, ; 45CSR34,; 40CFR63.6650(h),

Are you in compliance with all applicable requirements for this emission unit? X Yes ___No

If no, complete the **Schedule of Compliance Form** as **ATTACHMENT F**.

ATTACHMENT E - Emission Unit Form

Emission Unit Description		*Emission Group 649*
Emission unit ID number: P-2139	**Emission unit name:** Diesel Engine	**List any control devices associated with this emission unit:** NONE

Provide a description of the emission unit (type, method of operation, design parameters, etc.):

Generator

Manufacturer: Cummins	**Model number:**	**Serial number:**
Construction date:	**Installation date:** 1998	**Modification date(s):**

Design Capacity (examples: furnaces - tons/hr, tanks - gallons):

185 HP

Maximum Hourly Throughput: See Potential Emissions estimation method	**Maximum Annual Throughput:**	**Maximum Operating Schedule:** 500

Fuel Usage Data **(fill out all applicable fields)**

Does this emission unit combust fuel? ___X Yes ___ No	**If yes, is it?** ___ Indirect Fired X Direct Fired
Maximum design heat input and/or maximum horsepower rating:	**Type and Btu/hr rating of burners:**

List the primary fuel type(s) and if applicable, the secondary fuel type(s). For each fuel type listed, provide the maximum hourly and annual fuel usage for each.

Describe each fuel expected to be used during the term of the permit.

Fuel Type	Max. Sulfur Content	Max. Ash Content	BTU Value
Diesel	15 ppm	NA	135000 Btu/gal

Emissions Data ***P-2139***

Criteria Pollutants	Potential Emissions	
	PPH	TPY
Carbon Monoxide (CO)	3.08	0.77
Nitrogen Oxides (NO_X)	14.32	3.58
Lead (Pb)		
Particulate Matter ($PM_{2.5}$)	1.00	0.25
Particulate Matter (PM_{10})	1.00	0.25
Total Particulate Matter (TSP)	1.00	0.25
Sulfur Dioxide (SO_2)	0.96	0.24
Volatile Organic Compounds (VOC)	1.20	0.30

Hazardous Air Pollutants	Potential Emissions	
	PPH	TPY

Regulated Pollutants other than Criteria and HAP	Potential Emissions	
	PPH	TPY

List the method(s) used to calculate the potential emissions (include dates of any stack tests conducted, versions of software used, source and dates of emission factors, etc.).

Emissions from this Emission Group are assigned to the major emitting process equipment. Emissions are calculated assuming 8760 hours of operation for most equipment. Emergency equipment emissions are based on 500 hours per year. Highest emitting products were chosen for each emission group, utilizing MON MACT standard batch requirements when appropriate. For tanks the highest throughput in the last three years was increased three times. This was the basis for the PTE. Emissions were calculated using ChemCAD, Essential EHS, Emission Master and/or other appropriate emission estimation models or calculation methodologies (USEPA's TANKS 4.0, WATER9, etc.). Methods take into account stack test results as appropriate.

Applicable Requirements ***P-2139***

List all applicable requirements for this emission unit. For each applicable requirement, include the underlying rule/regulation citation and/or construction permit with the condition number. (*Note: Title V permit condition numbers alone are not the underlying applicable requirements*). If an emission limit is calculated based on the type of source and design capacity or if a standard is based on a design parameter, this information should also be included.

Emission Limits - 11.3.1, ; ; 45CSR2-8.1.b, ;

Opacity Limits - NA

Operational Limits - 11.1.19, ; ; 45CSR34, ; 40 CFR 63.6602, 40 CFR 63.6605(a), 40 CFR 63.6605(b), 40 CFR 63.6640(a), 40 CFR 63.6640(f), 40 CFR 63.6645(a)(5), 40 CFR 63.6604(b),

X Permit Shield

For all applicable requirements listed above, provide monitoring/testing/recordkeeping/reporting which shall be used to demonstrate compliance. If the method is based on a permit or rule, include the condition number or citation. (Note: Each requirement listed above must have an associated method of demonstrating compliance. If there is not already a required method in place, then a method must be proposed.)

Emission Limits - ; ;

Opacity Limits - NA;

Operational Limits - 11.4.2, 11.4.3,11.4.1, 11.2.1, 11.4.6, 11.5.1, 11.5.2, 11.5.3, ; 4.3.2, 4.3.3, ; 45CSR2-8.3.c and 45CSR2A-7.1.a.1, 45CSR16, 45CSR34, 45CSR34, 45CSR34, ; 40CFR60.4237(c), 40CFR63.6655, 40CFRSubpartZZZZ, 40CFR63.6650(h),

Are you in compliance with all applicable requirements for this emission unit? X Yes ___No

If no, complete the **Schedule of Compliance Form** as **ATTACHMENT F**.

ATTACHMENT E - Emission Unit Form

Emission Unit Description		*Emission Group 651*
Emission unit ID number: T-768	**Emission unit name:** Tank	**List any control devices associated with this emission unit:** S-209
Provide a description of the emission unit (type, method of operation, design parameters, etc.): Tank		
Manufacturer: In House	**Model number:** NA	**Serial number:** NA
Construction date: 1966	**Installation date:**	**Modification date(s):**
Design Capacity (examples: furnaces - tons/hr, tanks - gallons): <20,000		
Maximum Hourly Throughput: See Potential Emissions estimation method	**Maximum Annual Throughput:**	**Maximum Operating Schedule:** 8760
Fuel Usage Data **(fill out all applicable fields)**		
Does this emission unit combust fuel? ___ Yes ___X No		**If yes, is it?** ___ Indirect Fired ___ Direct Fired
Maximum design heat input and/or maximum horsepower rating:		**Type and Btu/hr rating of burners:**
List the primary fuel type(s) and if applicable, the secondary fuel type(s). For each fuel type listed, provide the maximum hourly and annual fuel usage for each.		

Describe each fuel expected to be used during the term of the permit.

Fuel Type	Max. Sulfur Content	Max. Ash Content	BTU Value

Emissions Data ***T-768***

Criteria Pollutants	Potential Emissions	
	PPH	TPY
Carbon Monoxide (CO)		
Nitrogen Oxides (NO_X)		
Lead (Pb)		
Particulate Matter ($PM_{2.5}$)		
Particulate Matter (PM_{10})		
Total Particulate Matter (TSP)		
Sulfur Dioxide (SO_2)		
Volatile Organic Compounds (VOC)		

Hazardous Air Pollutants	Potential Emissions	
	PPH	TPY

Regulated Pollutants other than Criteria and HAP	Potential Emissions	
	PPH	TPY

List the method(s) used to calculate the potential emissions (include dates of any stack tests conducted, versions of software used, source and dates of emission factors, etc.).

Emissions from this Emission Group are assigned to the major emitting process equipment. Emissions are calculated assuming 8760 hours of operation for most equipment. Emergency equipment emissions are based on 500 hours per year. Highest emitting products were chosen for each emission group, utilizing MON MACT standard batch requirements when appropriate. For tanks the highest throughput in the last three years was increased three times. This was the basis for the PTE. Emissions were calculated using ChemCAD, Essential EHS, Emission Master and/or other appropriate emission estimation models or calculation methodologies (USEPA's TANKS 4.0, WATER9, etc.). Methods take into account stack test results as appropriate.

Applicable Requirements ***T-768***

List all applicable requirements for this emission unit. For each applicable requirement, include the underlying rule/regulation citation and/or construction permit with the condition number. (*Note: Title V permit condition numbers alone are not the underlying applicable requirements*). If an emission limit is calculated based on the type of source and design capacity or if a standard is based on a design parameter, this information should also be included.

Emission Limits - 7.1.4, ; ; 45CSR34, ; 40CFR63 Subpart FFFF,

Opacity Limits - NA

Operational Limits - NA, ; ; ;

X Permit Shield

For all applicable requirements listed above, provide monitoring/testing/recordkeeping/reporting which shall be used to demonstrate compliance. If the method is based on a permit or rule, include the condition number or citation. (Note: Each requirement listed above must have an associated method of demonstrating compliance. If there is not already a required method in place, then a method must be proposed.)

Emission Limits - NA, ;

Opacity Limits - NA;

Operational Limits - NA

Are you in compliance with all applicable requirements for this emission unit? X Yes ___No

If no, complete the **Schedule of Compliance Form** as **ATTACHMENT F**.

ATTACHMENT E - Emission Unit Form

Emission Unit Description		*Emission Group 651*
Emission unit ID number: T-769	**Emission unit name:** Tank	**List any control devices associated with this emission unit:** S-209
Provide a description of the emission unit (type, method of operation, design parameters, etc.): Tank		
Manufacturer: In House	**Model number:** NA	**Serial number:** NA
Construction date: 1966	**Installation date:**	**Modification date(s):**
Design Capacity (examples: furnaces - tons/hr, tanks - gallons): <20,000		
Maximum Hourly Throughput: See Potential Emissions estimation method	**Maximum Annual Throughput:**	**Maximum Operating Schedule:** 8760
Fuel Usage Data **(fill out all applicable fields)**		
Does this emission unit combust fuel? ___ Yes ___X No		**If yes, is it?** ___ Indirect Fired ___ Direct Fired
Maximum design heat input and/or maximum horsepower rating:		**Type and Btu/hr rating of burners:**
List the primary fuel type(s) and if applicable, the secondary fuel type(s). For each fuel type listed, provide the maximum hourly and annual fuel usage for each.		

Describe each fuel expected to be used during the term of the permit.

Fuel Type	Max. Sulfur Content	Max. Ash Content	BTU Value

Emissions Data ***T-769***

Criteria Pollutants	Potential Emissions	
	PPH	TPY
Carbon Monoxide (CO)		
Nitrogen Oxides (NO_X)		
Lead (Pb)		
Particulate Matter ($PM_{2.5}$)		
Particulate Matter (PM_{10})		
Total Particulate Matter (TSP)		
Sulfur Dioxide (SO_2)		
Volatile Organic Compounds (VOC)		

Hazardous Air Pollutants	Potential Emissions	
	PPH	TPY

Regulated Pollutants other than Criteria and HAP	Potential Emissions	
	PPH	TPY

List the method(s) used to calculate the potential emissions (include dates of any stack tests conducted, versions of software used, source and dates of emission factors, etc.).

Emissions from this Emission Group are assigned to the major emitting process equipment. Emissions are calculated assuming 8760 hours of operation for most equipment. Emergency equipment emissions are based on 500 hours per year. Highest emitting products were chosen for each emission group, utilizing MON MACT standard batch requirements when appropriate. For tanks the highest throughput in the last three years was increased three times. This was the basis for the PTE. Emissions were calculated using ChemCAD, Essential EHS, Emission Master and/or other appropriate emission estimation models or calculation methodologies (USEPA's TANKS 4.0, WATER9, etc.). Methods take into account stack test results as appropriate.

Applicable Requirements ***T-769***

List all applicable requirements for this emission unit. For each applicable requirement, include the underlying rule/regulation citation and/or construction permit with the condition number. (*Note: Title V permit condition numbers alone are not the underlying applicable requirements*). If an emission limit is calculated based on the type of source and design capacity or if a standard is based on a design parameter, this information should also be included.

Emission Limits - 7.1.4, ; ; 45CSR34, ; 40CFR63 Subpart FFFF,

Opacity Limits - NA

Operational Limits - NA, ; ; ;

X Permit Shield

For all applicable requirements listed above, provide monitoring/testing/recordkeeping/reporting which shall be used to demonstrate compliance. If the method is based on a permit or rule, include the condition number or citation. (Note: Each requirement listed above must have an associated method of demonstrating compliance. If there is not already a required method in place, then a method must be proposed.)

Emission Limits - NA, ;

Opacity Limits - NA;

Operational Limits - NA

Are you in compliance with all applicable requirements for this emission unit? X Yes ___No

If no, complete the **Schedule of Compliance Form** as **ATTACHMENT F**.

ATTACHMENT E - Emission Unit Form

Emission Unit Description		*Emission Group 651*
Emission unit ID number: T-873	**Emission unit name:** Tank	**List any control devices associated with this emission unit:** S-209
Provide a description of the emission unit (type, method of operation, design parameters, etc.): Tank		
Manufacturer: In House	**Model number:** NA	**Serial number:** NA
Construction date: 1973	**Installation date:**	**Modification date(s):**
Design Capacity (examples: furnaces - tons/hr, tanks - gallons): <20,000		
Maximum Hourly Throughput: See Potential Emissions estimation method	**Maximum Annual Throughput:**	**Maximum Operating Schedule:** 8760
Fuel Usage Data **(fill out all applicable fields)**		
Does this emission unit combust fuel? ___ Yes ___X No		**If yes, is it?** ___ Indirect Fired ___ Direct Fired
Maximum design heat input and/or maximum horsepower rating:		**Type and Btu/hr rating of burners:**
List the primary fuel type(s) and if applicable, the secondary fuel type(s). For each fuel type listed, provide the maximum hourly and annual fuel usage for each.		

Describe each fuel expected to be used during the term of the permit.

Fuel Type	Max. Sulfur Content	Max. Ash Content	BTU Value

Emissions Data	***T-873***	
Criteria Pollutants	Potential Emissions	
	PPH	TPY
Carbon Monoxide (CO)		
Nitrogen Oxides (NO_X)		
Lead (Pb)		
Particulate Matter ($PM_{2.5}$)		
Particulate Matter (PM_{10})		
Total Particulate Matter (TSP)		
Sulfur Dioxide (SO_2)		
Volatile Organic Compounds (VOC)		
Hazardous Air Pollutants	Potential Emissions	
	PPH	TPY
Regulated Pollutants other than Criteria and HAP	Potential Emissions	
	PPH	TPY

List the method(s) used to calculate the potential emissions (include dates of any stack tests conducted, versions of software used, source and dates of emission factors, etc.).

Emissions from this Emission Group are assigned to the major emitting process equipment. Emissions are calculated assuming 8760 hours of operation for most equipment. Emergency equipment emissions are based on 500 hours per year. Highest emitting products were chosen for each emission group, utilizing MON MACT standard batch requirements when appropriate. For tanks the highest throughput in the last three years was increased three times. This was the basis for the PTE. Emissions were calculated using ChemCAD, Essential EHS, Emission Master and/or other appropriate emission estimation models or calculation methodologies (USEPA's TANKS 4.0, WATER9, etc.). Methods take into account stack test results as appropriate.

Applicable Requirements ***T-873***

List all applicable requirements for this emission unit. For each applicable requirement, include the underlying rule/regulation citation and/or construction permit with the condition number. (*Note: Title V permit condition numbers alone are not the underlying applicable requirements*). If an emission limit is calculated based on the type of source and design capacity or if a standard is based on a design parameter, this information should also be included.

Emission Limits - 7.1.4, ; ; 45CSR34, ; 40CFR63 Subpart FFFF,

Opacity Limits - NA

Operational Limits - NA, ; ; ;

X Permit Shield

For all applicable requirements listed above, provide monitoring/testing/recordkeeping/reporting which shall be used to demonstrate compliance. If the method is based on a permit or rule, include the condition number or citation. (Note: Each requirement listed above must have an associated method of demonstrating compliance. If there is not already a required method in place, then a method must be proposed.)

Emission Limits - NA, ;

Opacity Limits - NA;

Operational Limits - NA

Are you in compliance with all applicable requirements for this emission unit? X Yes ___No

If no, complete the **Schedule of Compliance Form** as **ATTACHMENT F**.

ATTACHMENT E - Emission Unit Form

Emission Unit Description		*Emission Group 651*
Emission unit ID number: T-874	**Emission unit name:** Tank	**List any control devices associated with this emission unit:** S-209
Provide a description of the emission unit (type, method of operation, design parameters, etc.): Tank		
Manufacturer: In House	**Model number:** NA	**Serial number:** NA
Construction date: 1973	**Installation date:**	**Modification date(s):**
Design Capacity (examples: furnaces - tons/hr, tanks - gallons): <20,000		
Maximum Hourly Throughput: See Potential Emissions estimation method	**Maximum Annual Throughput:**	**Maximum Operating Schedule:** 8760
Fuel Usage Data **(fill out all applicable fields)**		
Does this emission unit combust fuel? ___ Yes ___X No		**If yes, is it?** ___ Indirect Fired ___ Direct Fired
Maximum design heat input and/or maximum horsepower rating:		**Type and Btu/hr rating of burners:**
List the primary fuel type(s) and if applicable, the secondary fuel type(s). For each fuel type listed, provide the maximum hourly and annual fuel usage for each.		

Describe each fuel expected to be used during the term of the permit.

Fuel Type	Max. Sulfur Content	Max. Ash Content	BTU Value

Emissions Data	***T-874***	
Criteria Pollutants	Potential Emissions	
	PPH	TPY
Carbon Monoxide (CO)		
Nitrogen Oxides (NO_X)		
Lead (Pb)		
Particulate Matter ($PM_{2.5}$)		
Particulate Matter (PM_{10})		
Total Particulate Matter (TSP)		
Sulfur Dioxide (SO_2)		
Volatile Organic Compounds (VOC)		
Hazardous Air Pollutants	Potential Emissions	
	PPH	TPY
Regulated Pollutants other than Criteria and HAP	Potential Emissions	
	PPH	TPY

List the method(s) used to calculate the potential emissions (include dates of any stack tests conducted, versions of software used, source and dates of emission factors, etc.).

Emissions from this Emission Group are assigned to the major emitting process equipment. Emissions are calculated assuming 8760 hours of operation for most equipment. Emergency equipment emissions are based on 500 hours per year. Highest emitting products were chosen for each emission group, utilizing MON MACT standard batch requirements when appropriate. For tanks the highest throughput in the last three years was increased three times. This was the basis for the PTE. Emissions were calculated using ChemCAD, Essential EHS, Emission Master and/or other appropriate emission estimation models or calculation methodologies (USEPA's TANKS 4.0, WATER9, etc.). Methods take into account stack test results as appropriate.

Applicable Requirements ***T-874***

List all applicable requirements for this emission unit. For each applicable requirement, include the underlying rule/regulation citation and/or construction permit with the condition number. (*Note: Title V permit condition numbers alone are not the underlying applicable requirements*). If an emission limit is calculated based on the type of source and design capacity or if a standard is based on a design parameter, this information should also be included.

Emission Limits - 7.1.4, ; ; 45CSR34, ; 40CFR63 Subpart FFFF,

Opacity Limits - NA

Operational Limits - NA, ; ; ;

X Permit Shield

For all applicable requirements listed above, provide monitoring/testing/recordkeeping/reporting which shall be used to demonstrate compliance. If the method is based on a permit or rule, include the condition number or citation. (Note: Each requirement listed above must have an associated method of demonstrating compliance. If there is not already a required method in place, then a method must be proposed.)

Emission Limits - NA, ;

Opacity Limits - NA;

Operational Limits - NA

Are you in compliance with all applicable requirements for this emission unit? X Yes ___No

If no, complete the **Schedule of Compliance Form** as **ATTACHMENT F**.

ATTACHMENT E - Emission Unit Form

Emission Unit Description		*Emission Group 651*
Emission unit ID number: T-1259	**Emission unit name:** Tank	**List any control devices associated with this emission unit:** NONE

Provide a description of the emission unit (type, method of operation, design parameters, etc.):

Tank

Manufacturer:	**Model number:**	**Serial number:**
In House	NA	NA
Construction date: 1978	**Installation date:**	**Modification date(s):**

Design Capacity (examples: furnaces - tons/hr, tanks - gallons):

<20,000

Maximum Hourly Throughput:	**Maximum Annual Throughput:**	**Maximum Operating Schedule:**
See Potential Emissions estimation method		8760

Fuel Usage Data **(fill out all applicable fields)**

Does this emission unit combust fuel? ___ Yes ___X No	**If yes, is it?** ___ Indirect Fired ___ Direct Fired
Maximum design heat input and/or maximum horsepower rating:	**Type and Btu/hr rating of burners:**

List the primary fuel type(s) and if applicable, the secondary fuel type(s). For each fuel type listed, provide the maximum hourly and annual fuel usage for each.

Describe each fuel expected to be used during the term of the permit.

Fuel Type	Max. Sulfur Content	Max. Ash Content	BTU Value

Emissions Data	***T-1259***	
Criteria Pollutants	Potential Emissions	
	PPH	TPY
Carbon Monoxide (CO)		
Nitrogen Oxides (NO_X)		
Lead (Pb)		
Particulate Matter ($PM_{2.5}$)		
Particulate Matter (PM_{10})		
Total Particulate Matter (TSP)		
Sulfur Dioxide (SO_2)		
Volatile Organic Compounds (VOC)		
Hazardous Air Pollutants	Potential Emissions	
	PPH	TPY
Regulated Pollutants other than Criteria and HAP	Potential Emissions	
	PPH	TPY

List the method(s) used to calculate the potential emissions (include dates of any stack tests conducted, versions of software used, source and dates of emission factors, etc.).

Emissions from this Emission Group are assigned to the major emitting process equipment. Emissions are calculated assuming 8760 hours of operation for most equipment. Emergency equipment emissions are based on 500 hours per year. Highest emitting products were chosen for each emission group, utilizing MON MACT standard batch requirements when appropriate. For tanks the highest throughput in the last three years was increased three times. This was the basis for the PTE. Emissions were calculated using ChemCAD, Essential EHS, Emission Master and/or other appropriate emission estimation models or calculation methodologies (USEPA's TANKS 4.0, WATER9, etc.). Methods take into account stack test results as appropriate.

Applicable Requirements ***T-1259***

List all applicable requirements for this emission unit. For each applicable requirement, include the underlying rule/regulation citation and/or construction permit with the condition number. (*Note: Title V permit condition numbers alone are not the underlying applicable requirements*). If an emission limit is calculated based on the type of source and design capacity or if a standard is based on a design parameter, this information should also be included.

Emission Limits - 7.1.4, ; ; 45CSR34, ; 40CFR63 Subpart FFFF,

Opacity Limits - NA

Operational Limits - NA, ; ; ;

X Permit Shield

For all applicable requirements listed above, provide monitoring/testing/recordkeeping/reporting which shall be used to demonstrate compliance. If the method is based on a permit or rule, include the condition number or citation. (Note: Each requirement listed above must have an associated method of demonstrating compliance. If there is not already a required method in place, then a method must be proposed.)

Emission Limits - NA, ;

Opacity Limits - NA;

Operational Limits - NA

Are you in compliance with all applicable requirements for this emission unit? X Yes ___No

If no, complete the **Schedule of Compliance Form** as **ATTACHMENT F**.

ATTACHMENT E - Emission Unit Form

Emission Unit Description		*Emission Group 651*
Emission unit ID number: T-10004	**Emission unit name:** Tank	**List any control devices associated with this emission unit:** NONE

Provide a description of the emission unit (type, method of operation, design parameters, etc.):

Tank

Manufacturer:	**Model number:**	**Serial number:**
In House	NA	NA
Construction date: 1973	**Installation date:**	**Modification date(s):**

Design Capacity (examples: furnaces - tons/hr, tanks - gallons):

<20,000

Maximum Hourly Throughput:	**Maximum Annual Throughput:**	**Maximum Operating Schedule:**
See Potential Emissions estimation method		8760

Fuel Usage Data **(fill out all applicable fields)**

Does this emission unit combust fuel? ___ Yes ___X No	**If yes, is it?** ___ Indirect Fired ___ Direct Fired
Maximum design heat input and/or maximum horsepower rating:	**Type and Btu/hr rating of burners:**

List the primary fuel type(s) and if applicable, the secondary fuel type(s). For each fuel type listed, provide the maximum hourly and annual fuel usage for each.

Describe each fuel expected to be used during the term of the permit.

Fuel Type	Max. Sulfur Content	Max. Ash Content	BTU Value

Emissions Data ***T-10004***

Criteria Pollutants	Potential Emissions	
	PPH	TPY
Carbon Monoxide (CO)		
Nitrogen Oxides (NO_X)		
Lead (Pb)		
Particulate Matter ($PM_{2.5}$)		
Particulate Matter (PM_{10})		
Total Particulate Matter (TSP)		
Sulfur Dioxide (SO_2)		
Volatile Organic Compounds (VOC)		

Hazardous Air Pollutants	Potential Emissions	
	PPH	TPY

Regulated Pollutants other than Criteria and HAP	Potential Emissions	
	PPH	TPY

List the method(s) used to calculate the potential emissions (include dates of any stack tests conducted, versions of software used, source and dates of emission factors, etc.).

Emissions from this Emission Group are assigned to the major emitting process equipment. Emissions are calculated assuming 8760 hours of operation for most equipment. Emergency equipment emissions are based on 500 hours per year. Highest emitting products were chosen for each emission group, utilizing MON MACT standard batch requirements when appropriate. For tanks the highest throughput in the last three years was increased three times. This was the basis for the PTE. Emissions were calculated using ChemCAD, Essential EHS, Emission Master and/or other appropriate emission estimation models or calculation methodologies (USEPA's TANKS 4.0, WATER9, etc.). Methods take into account stack test results as appropriate.

Applicable Requirements ***T-10004***

List all applicable requirements for this emission unit. For each applicable requirement, include the underlying rule/regulation citation and/or construction permit with the condition number. (*Note: Title V permit condition numbers alone are not the underlying applicable requirements*). If an emission limit is calculated based on the type of source and design capacity or if a standard is based on a design parameter, this information should also be included.

Emission Limits - 7.1.4, ; ; 45CSR34, ; 40CFR63 Subpart FFFF,

Opacity Limits - NA

Operational Limits - NA, ; ; ;

X Permit Shield

For all applicable requirements listed above, provide monitoring/testing/recordkeeping/reporting which shall be used to demonstrate compliance. If the method is based on a permit or rule, include the condition number or citation. (Note: Each requirement listed above must have an associated method of demonstrating compliance. If there is not already a required method in place, then a method must be proposed.)

Emission Limits - NA, ;

Opacity Limits - NA;

Operational Limits - NA

Are you in compliance with all applicable requirements for this emission unit? X Yes ___No

If no, complete the **Schedule of Compliance Form** as **ATTACHMENT F**.

ATTACHMENT E - Emission Unit Form

Emission Unit Description		*Emission Group 901*
Emission unit ID number: C-357	**Emission unit name:** Induced Draft Fan	**List any control devices associated with this emission unit:** NONE
Provide a description of the emission unit (type, method of operation, design parameters, etc.): Induced Draft Fan		
Manufacturer: In House	**Model number:** NA	**Serial number:** NA
Construction date:	**Installation date:**	**Modification date(s):**
Design Capacity (examples: furnaces - tons/hr, tanks - gallons):		
Maximum Hourly Throughput: See Potential Emissions estimation method	**Maximum Annual Throughput:**	**Maximum Operating Schedule:** 8760
Fuel Usage Data **(fill out all applicable fields)**		
Does this emission unit combust fuel? ___ Yes ___X No		**If yes, is it?** ___ Indirect Fired ___ Direct Fired
Maximum design heat input and/or maximum horsepower rating:		**Type and Btu/hr rating of burners:**
List the primary fuel type(s) and if applicable, the secondary fuel type(s). For each fuel type listed, provide the maximum hourly and annual fuel usage for each.		

Describe each fuel expected to be used during the term of the permit.

Fuel Type	Max. Sulfur Content	Max. Ash Content	BTU Value

Emissions Data ***C-357***

Criteria Pollutants	Potential Emissions	
	PPH	TPY
Carbon Monoxide (CO)		
Nitrogen Oxides (NO_X)		
Lead (Pb)		
Particulate Matter ($PM_{2.5}$)		
Particulate Matter (PM_{10})		
Total Particulate Matter (TSP)		
Sulfur Dioxide (SO_2)		
Volatile Organic Compounds (VOC)		

Hazardous Air Pollutants	Potential Emissions	
	PPH	TPY

Regulated Pollutants other than Criteria and HAP	Potential Emissions	
	PPH	TPY

List the method(s) used to calculate the potential emissions (include dates of any stack tests conducted, versions of software used, source and dates of emission factors, etc.).

Emissions from this Emission Group are assigned to the major emitting process equipment. Emissions are calculated assuming 8760 hours of operation for most equipment. Emergency equipment emissions are based on 500 hours per year. Highest emitting products were chosen for each emission group, utilizing MON MACT standard batch requirements when appropriate. For tanks the highest throughput in the last three years was increased three times. This was the basis for the PTE. Emissions were calculated using ChemCAD, Essential EHS, Emission Master and/or other appropriate emission estimation models or calculation methodologies (USEPA's TANKS 4.0, WATER9, etc.). Methods take into account stack test results as appropriate.

Applicable Requirements ***C-357***

List all applicable requirements for this emission unit. For each applicable requirement, include the underlying rule/regulation citation and/or construction permit with the condition number. (*Note: Title V permit condition numbers alone are not the underlying applicable requirements*). If an emission limit is calculated based on the type of source and design capacity or if a standard is based on a design parameter, this information should also be included.

Emission Limits - 10.1.1, 10.1.2, 10.1.3, 10.3.1, ; ; 45CSR34, ; 40CFR63 Subpart EEE,

Opacity Limits - NA

Operational Limits - 10.1.1, 10.1.2, 10.1.4, 10.1.5, 10.1.6, 10.1.7, 10.1.8, 10.1.9, 10.1.10, 10.1.11, 10.1.12, 10.1.18, ; ; 45CSR34, ; 40CFR63 Subpart EEE,

X Permit Shield

For all applicable requirements listed above, provide monitoring/testing/recordkeeping/reporting which shall be used to demonstrate compliance. If the method is based on a permit or rule, include the condition number or citation. (Note: Each requirement listed above must have an associated method of demonstrating compliance. If there is not already a required method in place, then a method must be proposed.)

Emission Limits - ; ;

Opacity Limits - NA;

Operational Limits - NA

Are you in compliance with all applicable requirements for this emission unit? X Yes ___No

If no, complete the **Schedule of Compliance Form** as **ATTACHMENT F**.

ATTACHMENT E - Emission Unit Form

Emission Unit Description		*Emission Group 901*
Emission unit ID number: D-1003	**Emission unit name:** Water Quench	**List any control devices associated with this emission unit:** Rotory Kiln scrubber System

Provide a description of the emission unit (type, method of operation, design parameters, etc.):

Water Quench

Manufacturer:	**Model number:**	**Serial number:**
In House	NA	NA
Construction date:	**Installation date:**	**Modification date(s):**

Design Capacity (examples: furnaces - tons/hr, tanks - gallons):

Maximum Hourly Throughput:	**Maximum Annual Throughput:**	**Maximum Operating Schedule:**
See Potential Emissions estimation method		8760

Fuel Usage Data **(fill out all applicable fields)**

Does this emission unit combust fuel? ___ Yes ___X No	**If yes, is it?** ___ Indirect Fired ___ Direct Fired
Maximum design heat input and/or maximum horsepower rating:	**Type and Btu/hr rating of burners:**

List the primary fuel type(s) and if applicable, the secondary fuel type(s). For each fuel type listed, provide the maximum hourly and annual fuel usage for each.

Describe each fuel expected to be used during the term of the permit.

Fuel Type	Max. Sulfur Content	Max. Ash Content	BTU Value

Emissions Data	***D-1003***	
Criteria Pollutants	Potential Emissions	
	PPH	TPY
Carbon Monoxide (CO)		
Nitrogen Oxides (NO_X)		
Lead (Pb)		
Particulate Matter ($PM_{2.5}$)		
Particulate Matter (PM_{10})		
Total Particulate Matter (TSP)		
Sulfur Dioxide (SO_2)		
Volatile Organic Compounds (VOC)		
Hazardous Air Pollutants	Potential Emissions	
	PPH	TPY
Regulated Pollutants other than Criteria and HAP	Potential Emissions	
	PPH	TPY

List the method(s) used to calculate the potential emissions (include dates of any stack tests conducted, versions of software used, source and dates of emission factors, etc.).

Emissions from this Emission Group are assigned to the major emitting process equipment. Emissions are calculated assuming 8760 hours of operation for most equipment. Emergency equipment emissions are based on 500 hours per year. Highest emitting products were chosen for each emission group, utilizing MON MACT standard batch requirements when appropriate. For tanks the highest throughput in the last three years was increased three times. This was the basis for the PTE. Emissions were calculated using ChemCAD, Essential EHS, Emission Master and/or other appropriate emission estimation models or calculation methodologies (USEPA's TANKS 4.0, WATER9, etc.). Methods take into account stack test results as appropriate.

Applicable Requirements ***D-1003***

List all applicable requirements for this emission unit. For each applicable requirement, include the underlying rule/regulation citation and/or construction permit with the condition number. (*Note: Title V permit condition numbers alone are not the underlying applicable requirements*). If an emission limit is calculated based on the type of source and design capacity or if a standard is based on a design parameter, this information should also be included.

Emission Limits - 10.1.1, 10.1.2, 10.1.3, 10.3.1, ; ; 45CSR34, ; 40CFR63 Subpart EEE,

Opacity Limits - NA

Operational Limits - 10.1.1, 10.1.2, 10.1.4, 10.1.5, 10.1.6, 10.1.7, 10.1.8, 10.1.9, 10.1.10, 10.1.11, 10.1.12, 10.1.18, ; ; 45CSR34, ; 40CFR63 Subpart EEE,

X Permit Shield

For all applicable requirements listed above, provide monitoring/testing/recordkeeping/reporting which shall be used to demonstrate compliance. If the method is based on a permit or rule, include the condition number or citation. (Note: Each requirement listed above must have an associated method of demonstrating compliance. If there is not already a required method in place, then a method must be proposed.)

Emission Limits - 10.2.1, ; 45CSR34, ; 40CFR63.1209(a),

Opacity Limits - NA;

Operational Limits - NA

Are you in compliance with all applicable requirements for this emission unit? X Yes ___No

If no, complete the **Schedule of Compliance Form** as **ATTACHMENT F**.

ATTACHMENT E - Emission Unit Form

Emission Unit Description		*Emission Group 901*
Emission unit ID number: D-1608	**Emission unit name:** Stack	**List any control devices associated with this emission unit:** NONE
Provide a description of the emission unit (type, method of operation, design parameters, etc.): Stack		
Manufacturer: In House	**Model number:** NA	**Serial number:** NA
Construction date:	**Installation date:**	**Modification date(s):**
Design Capacity (examples: furnaces - tons/hr, tanks - gallons):		
Maximum Hourly Throughput: See Potential Emissions estimation method	**Maximum Annual Throughput:**	**Maximum Operating Schedule:** 8760
Fuel Usage Data **(fill out all applicable fields)**		
Does this emission unit combust fuel? ___ Yes ___X No		**If yes, is it?** ___ Indirect Fired ___ Direct Fired
Maximum design heat input and/or maximum horsepower rating:		**Type and Btu/hr rating of burners:**
List the primary fuel type(s) and if applicable, the secondary fuel type(s). For each fuel type listed, provide the maximum hourly and annual fuel usage for each.		

Describe each fuel expected to be used during the term of the permit.

Fuel Type	Max. Sulfur Content	Max. Ash Content	BTU Value

Emissions Data ***D-1608***

Criteria Pollutants	Potential Emissions	
	PPH	TPY
Carbon Monoxide (CO)		
Nitrogen Oxides (NO_X)		
Lead (Pb)		
Particulate Matter ($PM_{2.5}$)		
Particulate Matter (PM_{10})		
Total Particulate Matter (TSP)		
Sulfur Dioxide (SO_2)		
Volatile Organic Compounds (VOC)		

Hazardous Air Pollutants	Potential Emissions	
	PPH	TPY

Regulated Pollutants other than Criteria and HAP	Potential Emissions	
	PPH	TPY

List the method(s) used to calculate the potential emissions (include dates of any stack tests conducted, versions of software used, source and dates of emission factors, etc.).

Emissions from this Emission Group are assigned to the major emitting process equipment. Emissions are calculated assuming 8760 hours of operation for most equipment. Emergency equipment emissions are based on 500 hours per year. Highest emitting products were chosen for each emission group, utilizing MON MACT standard batch requirements when appropriate. For tanks the highest throughput in the last three years was increased three times. This was the basis for the PTE. Emissions were calculated using ChemCAD, Essential EHS, Emission Master and/or other appropriate emission estimation models or calculation methodologies (USEPA's TANKS 4.0, WATER9, etc.). Methods take into account stack test results as appropriate.

Applicable Requirements ***D-1608***

List all applicable requirements for this emission unit. For each applicable requirement, include the underlying rule/regulation citation and/or construction permit with the condition number. (*Note: Title V permit condition numbers alone are not the underlying applicable requirements*). If an emission limit is calculated based on the type of source and design capacity or if a standard is based on a design parameter, this information should also be included.

Emission Limits - 10.1.1, 10.1.2, 10.1.3, 10.3.1, ; ; 45CSR34, ; 40CFR63 Subpart EEE,

Opacity Limits - NA

Operational Limits - 10.1.1, 10.1.2, 10.1.4, 10.1.5, 10.1.6, 10.1.7, 10.1.8, 10.1.9, 10.1.10, 10.1.11, 10.1.12, 10.1.18, ; ; 45CSR34, ; 40CFR63 Subpart EEE,

X Permit Shield

For all applicable requirements listed above, provide monitoring/testing/recordkeeping/reporting which shall be used to demonstrate compliance. If the method is based on a permit or rule, include the condition number or citation. (Note: Each requirement listed above must have an associated method of demonstrating compliance. If there is not already a required method in place, then a method must be proposed.)

Emission Limits - 10.2.1, ; 45CSR34, ; 40CFR63.1209(a),

Opacity Limits - NA;

Operational Limits - NA

Are you in compliance with all applicable requirements for this emission unit? X Yes ___No

If no, complete the **Schedule of Compliance Form** as **ATTACHMENT F**.

ATTACHMENT E - Emission Unit Form

Emission Unit Description		*Emission Group 901*
Emission unit ID number: E-10032	**Emission unit name:** Kiln	**List any control devices associated with this emission unit:** Rotory Kiln scrubber System

Provide a description of the emission unit (type, method of operation, design parameters, etc.):

Kiln

Manufacturer:	**Model number:**	**Serial number:**
In House	NA	NA
Construction date:	**Installation date:**	**Modification date(s):**

Design Capacity (examples: furnaces - tons/hr, tanks - gallons):

Maximum Hourly Throughput:	**Maximum Annual Throughput:**	**Maximum Operating Schedule:**
See Potential Emissions estimation method		8760

Fuel Usage Data **(fill out all applicable fields)**

Does this emission unit combust fuel? ___X Yes ___ No	**If yes, is it?** ___ Indirect Fired X__ Direct Fired
Maximum design heat input and/or maximum horsepower rating:	**Type and Btu/hr rating of burners:**

List the primary fuel type(s) and if applicable, the secondary fuel type(s). For each fuel type listed, provide the maximum hourly and annual fuel usage for each.

Describe each fuel expected to be used during the term of the permit.

Fuel Type	Max. Sulfur Content	Max. Ash Content	BTU Value

Emissions Data ***E-10032***

Criteria Pollutants	Potential Emissions	
	PPH	TPY
Carbon Monoxide (CO)	1.05	4.59
Nitrogen Oxides (NO_X)	4.49	19.67
Lead (Pb)		
Particulate Matter ($PM_{2.5}$)	2.17	9.49
Particulate Matter (PM_{10})	2.17	9.49
Total Particulate Matter (TSP)	2.17	9.49
Sulfur Dioxide (SO_2)	0.00	0.01
Volatile Organic Compounds (VOC)	0.02	0.10

Hazardous Air Pollutants	Potential Emissions	
	PPH	TPY
Hydrochloric Chloride	0.05	0.20
Chlorine	0.57	2.50

Regulated Pollutants other than Criteria and HAP	Potential Emissions	
	PPH	TPY

List the method(s) used to calculate the potential emissions (include dates of any stack tests conducted, versions of software used, source and dates of emission factors, etc.).

Emissions from this Emission Group are assigned to the major emitting process equipment. Emissions are calculated assuming 8760 hours of operation for most equipment. Emergency equipment emissions are based on 500 hours per year. Highest emitting products were chosen for each emission group, utilizing MON MACT standard batch requirements when appropriate. For tanks the highest throughput in the last three years was increased three times. This was the basis for the PTE. Emissions were calculated using ChemCAD, Essential EHS, Emission Master and/or other appropriate emission estimation models or calculation methodologies (USEPA's TANKS 4.0, WATER9, etc.). Methods take into account stack test results as appropriate.

Applicable Requirements ***E-10032***

List all applicable requirements for this emission unit. For each applicable requirement, include the underlying rule/regulation citation and/or construction permit with the condition number. (*Note: Title V permit condition numbers alone are not the underlying applicable requirements*). If an emission limit is calculated based on the type of source and design capacity or if a standard is based on a design parameter, this information should also be included.

Emission Limits - 10.1.1, 10.1.2, 10.1.3, 10.3.1, 10.1.14, ; ; 45CSR34, 45CSR6-4.5, ; 40CFR63 Subpart EEE,

Opacity Limits - 10.1.16; 45CSR6-4.3;

Operational Limits - 10.1.1, 10.1.2, 10.1.4, 10.1.5, 10.1.6, 10.1.7, 10.1.8, 10.1.9, 10.1.10, 10.1.11, 10.1.12, 10.1.18, 10.1.15, 10.1.17, ; ; 45CSR34, 45CSR6-4.6, 45CSR6-4.4, ; 40CFR63 Subpart EEE,

X Permit Shield

For all applicable requirements listed above, provide monitoring/testing/recordkeeping/reporting which shall be used to demonstrate compliance. If the method is based on a permit or rule, include the condition number or citation. (Note: Each requirement listed above must have an associated method of demonstrating compliance. If there is not already a required method in place, then a method must be proposed.)

Emission Limits - NA, ;

Opacity Limits - NA;

Operational Limits - 10.1.13, 10.2.2, 10.2.3, 10.2.4, 10.2.5, 10.2.6, 10.4.1, 10.4.2, 10.4.3, 10.4.4, 10.4.6, 10.4.7, 10.4.5, 10.4.8, 10.4.9, 10.4.10, 10.4.11, 10.4.12, 10.4.13, ; ; 45CSR34,; 40CFR63 subpart EEE,

Are you in compliance with all applicable requirements for this emission unit? X Yes ___No

If no, complete the **Schedule of Compliance Form** as **ATTACHMENT F**.

ATTACHMENT E - Emission Unit Form

Emission Unit Description		*Emission Group 901*
Emission unit ID number: T-10008	**Emission unit name:** Tank	**List any control devices associated with this emission unit:** Rotory Kiln scrubber System

Provide a description of the emission unit (type, method of operation, design parameters, etc.):

Tank

Manufacturer:	**Model number:**	**Serial number:**
In House	NA	NA
Construction date:	**Installation date:**	**Modification date(s):**

Design Capacity (examples: furnaces - tons/hr, tanks - gallons):

<20,000

Maximum Hourly Throughput:	**Maximum Annual Throughput:**	**Maximum Operating Schedule:**
See Potential Emissions estimation method		8760

Fuel Usage Data **(fill out all applicable fields)**

Does this emission unit combust fuel? ___ Yes ___X No	**If yes, is it?** ___ Indirect Fired ___ Direct Fired
Maximum design heat input and/or maximum horsepower rating:	**Type and Btu/hr rating of burners:**

List the primary fuel type(s) and if applicable, the secondary fuel type(s). For each fuel type listed, provide the maximum hourly and annual fuel usage for each.

Describe each fuel expected to be used during the term of the permit.

Fuel Type	Max. Sulfur Content	Max. Ash Content	BTU Value

Emissions Data ***T-10008***

Criteria Pollutants	Potential Emissions	
	PPH	TPY
Carbon Monoxide (CO)		
Nitrogen Oxides (NO_X)		
Lead (Pb)		
Particulate Matter ($PM_{2.5}$)		
Particulate Matter (PM_{10})		
Total Particulate Matter (TSP)		
Sulfur Dioxide (SO_2)		
Volatile Organic Compounds (VOC)		

Hazardous Air Pollutants	Potential Emissions	
	PPH	TPY

Regulated Pollutants other than Criteria and HAP	Potential Emissions	
	PPH	TPY

List the method(s) used to calculate the potential emissions (include dates of any stack tests conducted, versions of software used, source and dates of emission factors, etc.).

Emissions from this Emission Group are assigned to the major emitting process equipment. Emissions are calculated assuming 8760 hours of operation for most equipment. Emergency equipment emissions are based on 500 hours per year. Highest emitting products were chosen for each emission group, utilizing MON MACT standard batch requirements when appropriate. For tanks the highest throughput in the last three years was increased three times. This was the basis for the PTE. Emissions were calculated using ChemCAD, Essential EHS, Emission Master and/or other appropriate emission estimation models or calculation methodologies (USEPA's TANKS 4.0, WATER9, etc.). Methods take into account stack test results as appropriate.

Applicable Requirements ***T-10008***

List all applicable requirements for this emission unit. For each applicable requirement, include the underlying rule/regulation citation and/or construction permit with the condition number. (*Note: Title V permit condition numbers alone are not the underlying applicable requirements*). If an emission limit is calculated based on the type of source and design capacity or if a standard is based on a design parameter, this information should also be included.

Emission Limits - 10.1.1, 10.1.2, 10.1.3, 10.3.1, 10.1.14, ; ; 45CSR34, 45CSR6-4.5, ; 40CFR63 Subpart EEE,

Opacity Limits - 10.1.16; 45CSR6-4.3;

Operational Limits - 10.1.1, 10.1.2, 10.1.4, 10.1.5, 10.1.6, 10.1.7, 10.1.8, 10.1.9, 10.1.10, 10.1.11, 10.1.12, 10.1.18, ; ; 45CSR34, ; 40CFR63 Subpart EEE,

X Permit Shield

For all applicable requirements listed above, provide monitoring/testing/recordkeeping/reporting which shall be used to demonstrate compliance. If the method is based on a permit or rule, include the condition number or citation. (Note: Each requirement listed above must have an associated method of demonstrating compliance. If there is not already a required method in place, then a method must be proposed.)

Emission Limits - NA, ;

Opacity Limits - NA;

Operational Limits - NA

Are you in compliance with all applicable requirements for this emission unit? X Yes ___No

If no, complete the **Schedule of Compliance Form** as **ATTACHMENT F**.

ATTACHMENT E - Emission Unit Form

Emission Unit Description		*Emission Group 949*
Emission unit ID number: 60-L	**Emission unit name:** Natural Gas Emergency Electric Generator	**List any control devices associated with this emission unit:** NONE

Provide a description of the emission unit (type, method of operation, design parameters, etc.):

Generator

Manufacturer: Generac	**Model number:**	**Serial number:**
Construction date:	**Installation date:** 2010	**Modification date(s):**

Design Capacity (examples: furnaces - tons/hr, tanks - gallons):

54 HP

Maximum Hourly Throughput: See Potential Emissions estimation method	**Maximum Annual Throughput:**	**Maximum Operating Schedule:** 500

Fuel Usage Data **(fill out all applicable fields)**

Does this emission unit combust fuel? ___X Yes ___ No	**If yes, is it?** ___ Indirect Fired X Direct Fired
Maximum design heat input and/or maximum horsepower rating:	**Type and Btu/hr rating of burners:**

List the primary fuel type(s) and if applicable, the secondary fuel type(s). For each fuel type listed, provide the maximum hourly and annual fuel usage for each.

Describe each fuel expected to be used during the term of the permit.

Fuel Type	Max. Sulfur Content	Max. Ash Content	BTU Value
Diesel	15 ppm	NA	135000 Btu/gal

Emissions Data ***60-L***

Criteria Pollutants	Potential Emissions	
	PPH	TPY
Carbon Monoxide (CO)	9.52	2.38
Nitrogen Oxides (NO_X)	0.68	0.17
Lead (Pb)	0	17
Particulate Matter ($PM_{2.5}$)		
Particulate Matter (PM_{10})		
Total Particulate Matter (TSP)		
Sulfur Dioxide (SO_2)		
Volatile Organic Compounds (VOC)	0.12	0.03

Hazardous Air Pollutants	Potential Emissions	
	PPH	TPY

Regulated Pollutants other than Criteria and HAP	Potential Emissions	
	PPH	TPY

List the method(s) used to calculate the potential emissions (include dates of any stack tests conducted, versions of software used, source and dates of emission factors, etc.).

Emissions from this Emission Group are assigned to the major emitting process equipment. Emissions are calculated assuming 8760 hours of operation for most equipment. Emergency equipment emissions are based on 500 hours per year. Highest emitting products were chosen for each emission group, utilizing MON MACT standard batch requirements when appropriate. For tanks the highest throughput in the last three years was increased three times. This was the basis for the PTE. Emissions were calculated using ChemCAD, Essential EHS, Emission Master and/or other appropriate emission estimation models or calculation methodologies (USEPA's TANKS 4.0, WATER9, etc.). Methods take into account stack test results as appropriate.

Applicable Requirements ***60-L***

List all applicable requirements for this emission unit. For each applicable requirement, include the underlying rule/regulation citation and/or construction permit with the condition number. (*Note: Title V permit condition numbers alone are not the underlying applicable requirements*). If an emission limit is calculated based on the type of source and design capacity or if a standard is based on a design parameter, this information should also be included.

Emission Limits - 11.1.16, 11.3.1, ; 45CSR13 Permit No. G60-C030 ; 45CSR2-8.1.b, ;

Opacity Limits - NA

Operational Limits - 11.1.17, ; ; 45CSR16, ; 40 CFR 60.4233(a), 40 CFR 60.4233(d), 40 CFR. 60.4234, 40 CFR 60.4236(c), 40 CFR 60.4243(b)(1), 40 CFR 60.4243(d), 40 CFR 60.4246,

X Permit Shield

For all applicable requirements listed above, provide monitoring/testing/recordkeeping/reporting which shall be used to demonstrate compliance. If the method is based on a permit or rule, include the condition number or citation. (Note: Each requirement listed above must have an associated method of demonstrating compliance. If there is not already a required method in place, then a method must be proposed.)

Emission Limits - ; ;

Opacity Limits -

Operational Limits - 11.4.5,11.4.1, 11.2.1, ; ; 45CSR16,45CSR2-8.3.c and 45CSR2A-7.1.a.1, 45CSR16, ; 40CFR60.4237(c),40CFR60.4245(a),

Are you in compliance with all applicable requirements for this emission unit? X Yes ___No

If no, complete the **Schedule of Compliance Form** as **ATTACHMENT F**.

ATTACHMENT E - Emission Unit Form

Emission Unit Description		*Emission Group 949*
Emission unit ID number: 1339-F	**Emission unit name:** Natural Gas Emergency Electric Generator	**List any control devices associated with this emission unit:** NONE

Provide a description of the emission unit (type, method of operation, design parameters, etc.):

Generator

Manufacturer: Generac	**Model number:**	**Serial number:**
Construction date:	**Installation date:** 2010	**Modification date(s):**

Design Capacity (examples: furnaces - tons/hr, tanks - gallons):

32 HP

Maximum Hourly Throughput: See Potential Emissions estimation method	**Maximum Annual Throughput:**	**Maximum Operating Schedule:** 500

Fuel Usage Data **(fill out all applicable fields)**

Does this emission unit combust fuel? ___X Yes ___ No	**If yes, is it?** ___ Indirect Fired X Direct Fired
Maximum design heat input and/or maximum horsepower rating:	**Type and Btu/hr rating of burners:**

List the primary fuel type(s) and if applicable, the secondary fuel type(s). For each fuel type listed, provide the maximum hourly and annual fuel usage for each.

Describe each fuel expected to be used during the term of the permit.

Fuel Type	Max. Sulfur Content	Max. Ash Content	BTU Value
Diesel	15 ppm	NA	135000 Btu/gal

Emissions Data	***1339-F***	
Criteria Pollutants	Potential Emissions	
	PPH	TPY
Carbon Monoxide (CO)	26.28	6.57
Nitrogen Oxides (NO_X)	0.36	0.09
Lead (Pb)	0	09
Particulate Matter ($PM_{2.5}$)		
Particulate Matter (PM_{10})		
Total Particulate Matter (TSP)		
Sulfur Dioxide (SO_2)		
Volatile Organic Compounds (VOC)	0.40	0.10
Hazardous Air Pollutants	Potential Emissions	
	PPH	TPY
Regulated Pollutants other than Criteria and HAP	Potential Emissions	
	PPH	TPY

List the method(s) used to calculate the potential emissions (include dates of any stack tests conducted, versions of software used, source and dates of emission factors, etc.).

Emissions from this Emission Group are assigned to the major emitting process equipment. Emissions are calculated assuming 8760 hours of operation for most equipment. Emergency equipment emissions are based on 500 hours per year. Highest emitting products were chosen for each emission group, utilizing MON MACT standard batch requirements when appropriate. For tanks the highest throughput in the last three years was increased three times. This was the basis for the PTE. Emissions were calculated using ChemCAD, Essential EHS, Emission Master and/or other appropriate emission estimation models or calculation methodologies (USEPA's TANKS 4.0, WATER9, etc.). Methods take into account stack test results as appropriate.

Applicable Requirements ***1339-F***

List all applicable requirements for this emission unit. For each applicable requirement, include the underlying rule/regulation citation and/or construction permit with the condition number. (*Note: Title V permit condition numbers alone are not the underlying applicable requirements*). If an emission limit is calculated based on the type of source and design capacity or if a standard is based on a design parameter, this information should also be included.

Emission Limits - 11.1.16, 11.3.1, ; 45CSR13 Permit No. G60-C030 ; 45CSR2-8.1.b, ;

Opacity Limits - NA

Operational Limits - 11.1.17, ; ; 45CSR16, ; 40 CFR 60.4233(a), 40 CFR 60.4233(d), 40 CFR. 60.4234, 40 CFR 60.4236(c), 40 CFR 60.4243(b)(1), 40 CFR 60.4243(d), 40 CFR 60.4246,

X Permit Shield

For all applicable requirements listed above, provide monitoring/testing/recordkeeping/reporting which shall be used to demonstrate compliance. If the method is based on a permit or rule, include the condition number or citation. (Note: Each requirement listed above must have an associated method of demonstrating compliance. If there is not already a required method in place, then a method must be proposed.)

Emission Limits - ; ;

Opacity Limits -

Operational Limits - 11.4.5,11.4.1, 11.2.1, ; ; 45CSR16,45CSR2-8.3.c and 45CSR2A-7.1.a.1, 45CSR16, ; 40CFR60.4237(c),40CFR60.4245(a),

Are you in compliance with all applicable requirements for this emission unit? X Yes ___No

If no, complete the **Schedule of Compliance Form** as **ATTACHMENT F**.

ATTACHMENT E - Emission Unit Form

Emission Unit Description		*Emission Group 949*
Emission unit ID number: ES Sullair Air Compressor	**Emission unit name:** Rental Diesel Air Compressor	**List any control devices associated with this emission unit:** NONE

Provide a description of the emission unit (type, method of operation, design parameters, etc.):

Rental Diesel Air Compressor

Manufacturer: Caterpillar	**Model number:**	**Serial number:**
Construction date:	**Installation date:** 2000	**Modification date(s):**

Design Capacity (examples: furnaces - tons/hr, tanks - gallons):

717 HP

Maximum Hourly Throughput: See Potential Emissions estimation method	**Maximum Annual Throughput:**	**Maximum Operating Schedule:** 500

Fuel Usage Data **(fill out all applicable fields)**

Does this emission unit combust fuel? ___X Yes ___ No	**If yes, is it?** ___ Indirect Fired X Direct Fired
Maximum design heat input and/or maximum horsepower rating:	**Type and Btu/hr rating of burners:**

List the primary fuel type(s) and if applicable, the secondary fuel type(s). For each fuel type listed, provide the maximum hourly and annual fuel usage for each.

Describe each fuel expected to be used during the term of the permit.

Fuel Type	Max. Sulfur Content	Max. Ash Content	BTU Value
Diesel	15 ppm	NA	135000 Btu/gal

Emissions Data	***ES Sullair Air Compressor***	
Criteria Pollutants	Potential Emissions	
	PPH	TPY
Carbon Monoxide (CO)	2.24	0.56
Nitrogen Oxides (NO_X)	4.68	1.17
Lead (Pb)		
Particulate Matter ($PM_{2.5}$)	0.72	0.18
Particulate Matter (PM_{10})	0.72	0.18
Total Particulate Matter (TSP)	0.72	0.18
Sulfur Dioxide (SO_2)	0.68	0.17
Volatile Organic Compounds (VOC)	0.80	0.20
Hazardous Air Pollutants	Potential Emissions	
	PPH	TPY
Regulated Pollutants other than Criteria and HAP	Potential Emissions	
	PPH	TPY

List the method(s) used to calculate the potential emissions (include dates of any stack tests conducted, versions of software used, source and dates of emission factors, etc.).

Emissions from this Emission Group are assigned to the major emitting process equipment. Emissions are calculated assuming 8760 hours of operation for most equipment. Emergency equipment emissions are based on 500 hours per year. Highest emitting products were chosen for each emission group, utilizing MON MACT standard batch requirements when appropriate. For tanks the highest throughput in the last three years was increased three times. This was the basis for the PTE. Emissions were calculated using ChemCAD, Essential EHS, Emission Master and/or other appropriate emission estimation models or calculation methodologies (USEPA's TANKS 4.0, WATER9, etc.). Methods take into account stack test results as appropriate.

Applicable Requirements ***ES Sullair Air Compressor***

List all applicable requirements for this emission unit. For each applicable requirement, include the underlying rule/regulation citation and/or construction permit with the condition number. (*Note: Title V permit condition numbers alone are not the underlying applicable requirements*). If an emission limit is calculated based on the type of source and design capacity or if a standard is based on a design parameter, this information should also be included.

Emission Limits - ; ; ;

Opacity Limits - NA

Operational Limits - ; ; ;

X Permit Shield

For all applicable requirements listed above, provide monitoring/testing/recordkeeping/reporting which shall be used to demonstrate compliance. If the method is based on a permit or rule, include the condition number or citation. (Note: Each requirement listed above must have an associated method of demonstrating compliance. If there is not already a required method in place, then a method must be proposed.)

Emission Limits - ; ;

Opacity Limits -

Operational Limits - 11.4.1, ; ; 45CSR2-8.3.c and 45CSR2A-7.1.a.1, ;

Are you in compliance with all applicable requirements for this emission unit? X Yes ___No

If no, complete the **Schedule of Compliance Form** as **ATTACHMENT F**.

ATTACHMENT E - Emission Unit Form

Emission Unit Description		*Emission Group 949*
Emission unit ID number: P-5	**Emission unit name:** Diesel Fire Water Pump	**List any control devices associated with this emission unit:** NONE

Provide a description of the emission unit (type, method of operation, design parameters, etc.):

Generator

Manufacturer:	**Model number:**	**Serial number:**
GM		
Construction date:	**Installation date:**	**Modification date(s):**
	1954	

Design Capacity (examples: furnaces - tons/hr, tanks - gallons):

170 HP

Maximum Hourly Throughput:	**Maximum Annual Throughput:**	**Maximum Operating Schedule:**
See Potential Emissions estimation method		500

Fuel Usage Data **(fill out all applicable fields)**

Does this emission unit combust fuel? ___X Yes ___ No	**If yes, is it?** ___ Indirect Fired X__ Direct Fired
Maximum design heat input and/or maximum horsepower rating:	**Type and Btu/hr rating of burners:**

List the primary fuel type(s) and if applicable, the secondary fuel type(s). For each fuel type listed, provide the maximum hourly and annual fuel usage for each.

Describe each fuel expected to be used during the term of the permit.

Fuel Type	Max. Sulfur Content	Max. Ash Content	BTU Value
Diesel	15 ppm	NA	135000 Btu/gal

Emissions Data ***P-5***

Criteria Pollutants	Potential Emissions	
	PPH	TPY
Carbon Monoxide (CO)	1.48	0.37
Nitrogen Oxides (NO_X)	6.88	1.72
Lead (Pb)		
Particulate Matter ($PM_{2.5}$)	0.48	0.12
Particulate Matter (PM_{10})	0.48	0.12
Total Particulate Matter (TSP)	0.48	0.12
Sulfur Dioxide (SO_2)	0.44	0.11
Volatile Organic Compounds (VOC)	0.40	0.10

Hazardous Air Pollutants	Potential Emissions	
	PPH	TPY

Regulated Pollutants other than Criteria and HAP	Potential Emissions	
	PPH	TPY

List the method(s) used to calculate the potential emissions (include dates of any stack tests conducted, versions of software used, source and dates of emission factors, etc.).

Emissions from this Emission Group are assigned to the major emitting process equipment. Emissions are calculated assuming 8760 hours of operation for most equipment. Emergency equipment emissions are based on 500 hours per year. Highest emitting products were chosen for each emission group, utilizing MON MACT standard batch requirements when appropriate. For tanks the highest throughput in the last three years was increased three times. This was the basis for the PTE. Emissions were calculated using ChemCAD, Essential EHS, Emission Master and/or other appropriate emission estimation models or calculation methodologies (USEPA's TANKS 4.0, WATER9, etc.). Methods take into account stack test results as appropriate.

Applicable Requirements ***P-5***

List all applicable requirements for this emission unit. For each applicable requirement, include the underlying rule/regulation citation and/or construction permit with the condition number. (*Note: Title V permit condition numbers alone are not the underlying applicable requirements*). If an emission limit is calculated based on the type of source and design capacity or if a standard is based on a design parameter, this information should also be included.

Emission Limits - 11.3.1, ; ; 45CSR2-8.1.b, ;

Opacity Limits - NA

Operational Limits - 11.1.19, ; ; 45CSR34, ; 40 CFR 63.6602, 40 CFR 63.6605(a), 40 CFR 63.6605(b), 40 CFR 63.6640(a), 40 CFR 63.6640(f), 40 CFR 63.6645(a)(5), 40 CFR 63.6604(b),

X Permit Shield

For all applicable requirements listed above, provide monitoring/testing/recordkeeping/reporting which shall be used to demonstrate compliance. If the method is based on a permit or rule, include the condition number or citation. (Note: Each requirement listed above must have an associated method of demonstrating compliance. If there is not already a required method in place, then a method must be proposed.)

Emission Limits - ; ;

Opacity Limits -

Operational Limits - 11.4.6,11.4.1, 11.2.2, 11.5.1, 11.5.2, 11.5.3, ; ; 45CSR34,45CSR2-8.3.c and 45CSR2A-7.1.a.1, 45CSR34, 45CSR34, 45CSR34, ; 40CFR63.6625(e), (f), (h), and (i),40CFR63.6655, 40CFRSubpartZZZZ, 40CFR63.6650(h),

Are you in compliance with all applicable requirements for this emission unit? X Yes ___No

If no, complete the **Schedule of Compliance Form** as **ATTACHMENT F**.

ATTACHMENT E - Emission Unit Form

Emission Unit Description		*Emission Group 949*
Emission unit ID number: P-6	**Emission unit name:** Diesel Fire Water Pump	**List any control devices associated with this emission unit:** NONE

Provide a description of the emission unit (type, method of operation, design parameters, etc.):

Generator

Manufacturer:	**Model number:**	**Serial number:**
GM		
Construction date:	**Installation date:**	**Modification date(s):**
	2006	

Design Capacity (examples: furnaces - tons/hr, tanks - gallons):

265 HP

Maximum Hourly Throughput:	**Maximum Annual Throughput:**	**Maximum Operating Schedule:**
See Potential Emissions estimation method		500

Fuel Usage Data **(fill out all applicable fields)**

Does this emission unit combust fuel? ___X Yes ___ No	**If yes, is it?** ___ Indirect Fired X__ Direct Fired
Maximum design heat input and/or maximum horsepower rating:	**Type and Btu/hr rating of burners:**

List the primary fuel type(s) and if applicable, the secondary fuel type(s). For each fuel type listed, provide the maximum hourly and annual fuel usage for each.

Describe each fuel expected to be used during the term of the permit.

Fuel Type	Max. Sulfur Content	Max. Ash Content	BTU Value
Diesel	15 ppm	NA	135000 Btu/gal

Emissions Data ***P-6***

Criteria Pollutants	Potential Emissions	
	PPH	TPY
Carbon Monoxide (CO)	0.52	0.13
Nitrogen Oxides (NO_X)	4.32	1.08
Lead (Pb)		
Particulate Matter ($PM_{2.5}$)	0.08	0.02
Particulate Matter (PM_{10})	0.08	0.02
Total Particulate Matter (TSP)	0.08	0.02
Sulfur Dioxide (SO_2)	0.52	0.13
Volatile Organic Compounds (VOC)	0.40	0.10

Hazardous Air Pollutants	Potential Emissions	
	PPH	TPY

Regulated Pollutants other than Criteria and HAP	Potential Emissions	
	PPH	TPY

List the method(s) used to calculate the potential emissions (include dates of any stack tests conducted, versions of software used, source and dates of emission factors, etc.).

Emissions from this Emission Group are assigned to the major emitting process equipment. Emissions are calculated assuming 8760 hours of operation for most equipment. Emergency equipment emissions are based on 500 hours per year. Highest emitting products were chosen for each emission group, utilizing MON MACT standard batch requirements when appropriate. For tanks the highest throughput in the last three years was increased three times. This was the basis for the PTE. Emissions were calculated using ChemCAD, Essential EHS, Emission Master and/or other appropriate emission estimation models or calculation methodologies (USEPA's TANKS 4.0, WATER9, etc.). Methods take into account stack test results as appropriate.

Applicable Requirements ***P-6***

List all applicable requirements for this emission unit. For each applicable requirement, include the underlying rule/regulation citation and/or construction permit with the condition number. (*Note: Title V permit condition numbers alone are not the underlying applicable requirements*). If an emission limit is calculated based on the type of source and design capacity or if a standard is based on a design parameter, this information should also be included.

Emission Limits - ; ; ;

Opacity Limits - NA

Operational Limits - ; ; ;

X Permit Shield

For all applicable requirements listed above, provide monitoring/testing/recordkeeping/reporting which shall be used to demonstrate compliance. If the method is based on a permit or rule, include the condition number or citation. (Note: Each requirement listed above must have an associated method of demonstrating compliance. If there is not already a required method in place, then a method must be proposed.)

Emission Limits - ; ;

Opacity Limits -

Operational Limits - 11.4.1, ; ; 45CSR2-8.3.c and 45CSR2A-7.1.a.1, ;

Are you in compliance with all applicable requirements for this emission unit? X Yes ___No

If no, complete the **Schedule of Compliance Form** as **ATTACHMENT F**.

ATTACHMENT E - Emission Unit Form

Emission Unit Description		*Emission Group 949*
Emission unit ID number: P-1375	**Emission unit name:** Diesel Fire Water Pump	**List any control devices associated with this emission unit:** NONE

Provide a description of the emission unit (type, method of operation, design parameters, etc.):

Generator

Manufacturer: Detroit Diesel	**Model number:**	**Serial number:**
Construction date:	**Installation date:** 1983	**Modification date(s):**

Design Capacity (examples: furnaces - tons/hr, tanks - gallons):

163 HP

Maximum Hourly Throughput: See Potential Emissions estimation method	**Maximum Annual Throughput:**	**Maximum Operating Schedule:** 500

Fuel Usage Data **(fill out all applicable fields)**

Does this emission unit combust fuel? ___X Yes ___ No	**If yes, is it?** ___ Indirect Fired X Direct Fired
Maximum design heat input and/or maximum horsepower rating:	**Type and Btu/hr rating of burners:**

List the primary fuel type(s) and if applicable, the secondary fuel type(s). For each fuel type listed, provide the maximum hourly and annual fuel usage for each.

Describe each fuel expected to be used during the term of the permit.

Fuel Type	Max. Sulfur Content	Max. Ash Content	BTU Value
Diesel	15 ppm	NA	135000 Btu/gal

Emissions Data ***P-1375***

Criteria Pollutants	Potential Emissions	
	PPH	TPY
Carbon Monoxide (CO)	1.48	0.37
Nitrogen Oxides (NO_X)	6.88	1.72
Lead (Pb)		
Particulate Matter ($PM_{2.5}$)	0.48	0.12
Particulate Matter (PM_{10})	0.48	0.12
Total Particulate Matter (TSP)	0.48	0.12
Sulfur Dioxide (SO_2)	0.44	0.11
Volatile Organic Compounds (VOC)	0.40	0.10

Hazardous Air Pollutants	Potential Emissions	
	PPH	TPY

Regulated Pollutants other than Criteria and HAP	Potential Emissions	
	PPH	TPY

List the method(s) used to calculate the potential emissions (include dates of any stack tests conducted, versions of software used, source and dates of emission factors, etc.).

Emissions from this Emission Group are assigned to the major emitting process equipment. Emissions are calculated assuming 8760 hours of operation for most equipment. Emergency equipment emissions are based on 500 hours per year. Highest emitting products were chosen for each emission group, utilizing MON MACT standard batch requirements when appropriate. For tanks the highest throughput in the last three years was increased three times. This was the basis for the PTE. Emissions were calculated using ChemCAD, Essential EHS, Emission Master and/or other appropriate emission estimation models or calculation methodologies (USEPA's TANKS 4.0, WATER9, etc.). Methods take into account stack test results as appropriate.

Applicable Requirements ***P-1375***

List all applicable requirements for this emission unit. For each applicable requirement, include the underlying rule/regulation citation and/or construction permit with the condition number. (*Note: Title V permit condition numbers alone are not the underlying applicable requirements*). If an emission limit is calculated based on the type of source and design capacity or if a standard is based on a design parameter, this information should also be included.

Emission Limits - 11.1.16, 11.3.1, 11.3.3, ; 45CSR13 Permit No. G60-C030 ; 45CSR2-8.1.b, 45CSR16, ; 40CFR60.4212(a), (b), and (c),

Opacity Limits - NA

Operational Limits - ; ; ;

X Permit Shield

For all applicable requirements listed above, provide monitoring/testing/recordkeeping/reporting which shall be used to demonstrate compliance. If the method is based on a permit or rule, include the condition number or citation. (Note: Each requirement listed above must have an associated method of demonstrating compliance. If there is not already a required method in place, then a method must be proposed.)

Emission Limits - ; ;

Opacity Limits -

Operational Limits - 11.4.9,11.4.1, ; ; 45CSR2-8.3.c and 45CSR2A-7.1.a.1, 45CSR16, ; 40 C.F.R. 60.4214(b),

Are you in compliance with all applicable requirements for this emission unit? X Yes ___No

If no, complete the **Schedule of Compliance Form** as **ATTACHMENT F**.

ATTACHMENT E - Emission Unit Form

Emission Unit Description		*Emission Group 949*
Emission unit ID number: P-2620	**Emission unit name:** Diesel Fire Water Pump	**List any control devices associated with this emission unit:** NONE

Provide a description of the emission unit (type, method of operation, design parameters, etc.):

Generator

Manufacturer:	**Model number:**	**Serial number:**
John Deere		
Construction date:	**Installation date:**	**Modification date(s):**
	2006	

Design Capacity (examples: furnaces - tons/hr, tanks - gallons):

265 HP

Maximum Hourly Throughput:	**Maximum Annual Throughput:**	**Maximum Operating Schedule:**
See Potential Emissions estimation method		500

Fuel Usage Data **(fill out all applicable fields)**

Does this emission unit combust fuel? ___X Yes ___ No	**If yes, is it?** ___ Indirect Fired X Direct Fired
Maximum design heat input and/or maximum horsepower rating:	**Type and Btu/hr rating of burners:**

List the primary fuel type(s) and if applicable, the secondary fuel type(s). For each fuel type listed, provide the maximum hourly and annual fuel usage for each.

Describe each fuel expected to be used during the term of the permit.

Fuel Type	Max. Sulfur Content	Max. Ash Content	BTU Value
Diesel	15 ppm	NA	135000 Btu/gal

Emissions Data ***P-2620***

Criteria Pollutants	Potential Emissions	
	PPH	TPY
Carbon Monoxide (CO)	0.52	0.13
Nitrogen Oxides (NO_X)	4.32	1.08
Lead (Pb)		
Particulate Matter ($PM_{2.5}$)	0.08	0.02
Particulate Matter (PM_{10})	0.08	0.02
Total Particulate Matter (TSP)	0.08	0.02
Sulfur Dioxide (SO_2)	13.56	3.39
Volatile Organic Compounds (VOC)	0.40	0.10

Hazardous Air Pollutants	Potential Emissions	
	PPH	TPY

Regulated Pollutants other than Criteria and HAP	Potential Emissions	
	PPH	TPY

List the method(s) used to calculate the potential emissions (include dates of any stack tests conducted, versions of software used, source and dates of emission factors, etc.).

Emissions from this Emission Group are assigned to the major emitting process equipment. Emissions are calculated assuming 8760 hours of operation for most equipment. Emergency equipment emissions are based on 500 hours per year. Highest emitting products were chosen for each emission group, utilizing MON MACT standard batch requirements when appropriate. For tanks the highest throughput in the last three years was increased three times. This was the basis for the PTE. Emissions were calculated using ChemCAD, Essential EHS, Emission Master and/or other appropriate emission estimation models or calculation methodologies (USEPA's TANKS 4.0, WATER9, etc.). Methods take into account stack test results as appropriate.

Applicable Requirements ***P-2620***

List all applicable requirements for this emission unit. For each applicable requirement, include the underlying rule/regulation citation and/or construction permit with the condition number. (*Note: Title V permit condition numbers alone are not the underlying applicable requirements*). If an emission limit is calculated based on the type of source and design capacity or if a standard is based on a design parameter, this information should also be included.

Emission Limits - 9.1.1, ; 4.1.1, ; ;

Opacity Limits - NA

Operational Limits - ; ; ;

X Permit Shield

For all applicable requirements listed above, provide monitoring/testing/recordkeeping/reporting which shall be used to demonstrate compliance. If the method is based on a permit or rule, include the condition number or citation. (Note: Each requirement listed above must have an associated method of demonstrating compliance. If there is not already a required method in place, then a method must be proposed.)

Emission Limits - ; ;

Opacity Limits -

Operational Limits - 11.4.1, ; ; 45CSR2-8.3.c and 45CSR2A-7.1.a.1, ;

Are you in compliance with all applicable requirements for this emission unit? X Yes ___No

If no, complete the **Schedule of Compliance Form** as **ATTACHMENT F**.

ATTACHMENT E - Emission Unit Form

Emission Unit Description		*Emission Group 949*
Emission unit ID number: T-1319	**Emission unit name:** Tank	**List any control devices associated with this emission unit:** NONE

Provide a description of the emission unit (type, method of operation, design parameters, etc.):

Tank

Manufacturer:	**Model number:**	**Serial number:**
In House	NA	NA
Construction date:	**Installation date:**	**Modification date(s):**

Design Capacity (examples: furnaces - tons/hr, tanks - gallons):

<20,000

Maximum Hourly Throughput:	**Maximum Annual Throughput:**	**Maximum Operating Schedule:**
See Potential Emissions estimation method		8760

Fuel Usage Data **(fill out all applicable fields)**

Does this emission unit combust fuel? ___ Yes ___X No	**If yes, is it?** ___ Indirect Fired ___ Direct Fired
Maximum design heat input and/or maximum horsepower rating:	**Type and Btu/hr rating of burners:**

List the primary fuel type(s) and if applicable, the secondary fuel type(s). For each fuel type listed, provide the maximum hourly and annual fuel usage for each.

Describe each fuel expected to be used during the term of the permit.

Fuel Type	Max. Sulfur Content	Max. Ash Content	BTU Value

Emissions Data	***T-1319***	
Criteria Pollutants	Potential Emissions	
	PPH	TPY
Carbon Monoxide (CO)		
Nitrogen Oxides (NO_X)		
Lead (Pb)		
Particulate Matter ($PM_{2.5}$)		
Particulate Matter (PM_{10})		
Total Particulate Matter (TSP)		
Sulfur Dioxide (SO_2)		
Volatile Organic Compounds (VOC)		
Hazardous Air Pollutants	Potential Emissions	
	PPH	TPY
Regulated Pollutants other than Criteria and HAP	Potential Emissions	
	PPH	TPY

List the method(s) used to calculate the potential emissions (include dates of any stack tests conducted, versions of software used, source and dates of emission factors, etc.).

Emissions from this Emission Group are assigned to the major emitting process equipment. Emissions are calculated assuming 8760 hours of operation for most equipment. Emergency equipment emissions are based on 500 hours per year. Highest emitting products were chosen for each emission group, utilizing MON MACT standard batch requirements when appropriate. For tanks the highest throughput in the last three years was increased three times. This was the basis for the PTE. Emissions were calculated using ChemCAD, Essential EHS, Emission Master and/or other appropriate emission estimation models or calculation methodologies (USEPA's TANKS 4.0, WATER9, etc.). Methods take into account stack test results as appropriate.

Applicable Requirements ***T-1319***

List all applicable requirements for this emission unit. For each applicable requirement, include the underlying rule/regulation citation and/or construction permit with the condition number. (*Note: Title V permit condition numbers alone are not the underlying applicable requirements*). If an emission limit is calculated based on the type of source and design capacity or if a standard is based on a design parameter, this information should also be included.

Emission Limits - 7.1.4, ; ; 45CSR34, ; 40CFR63 Subpart FFFF,

Opacity Limits - NA

Operational Limits - NA, ; ; ;

X Permit Shield

For all applicable requirements listed above, provide monitoring/testing/recordkeeping/reporting which shall be used to demonstrate compliance. If the method is based on a permit or rule, include the condition number or citation. (Note: Each requirement listed above must have an associated method of demonstrating compliance. If there is not already a required method in place, then a method must be proposed.)

Emission Limits - NA, ;

Opacity Limits - NA;

Operational Limits - NA

Are you in compliance with all applicable requirements for this emission unit? X Yes ___No

If no, complete the **Schedule of Compliance Form** as **ATTACHMENT F**.

ATTACHMENT E - Emission Unit Form

Emission Unit Description		*Emission Group 949*
Emission unit ID number: T-1354	**Emission unit name:** Tank	**List any control devices associated with this emission unit:** NONE

Provide a description of the emission unit (type, method of operation, design parameters, etc.):

Tank

Manufacturer:	**Model number:**	**Serial number:**
In House	NA	NA
Construction date:	**Installation date:**	**Modification date(s):**

Design Capacity (examples: furnaces - tons/hr, tanks - gallons):

<20,000

Maximum Hourly Throughput:	**Maximum Annual Throughput:**	**Maximum Operating Schedule:**
See Potential Emissions estimation method		8760

Fuel Usage Data **(fill out all applicable fields)**

Does this emission unit combust fuel? ___ Yes ___X No	**If yes, is it?** ___ Indirect Fired ___ Direct Fired
Maximum design heat input and/or maximum horsepower rating:	**Type and Btu/hr rating of burners:**

List the primary fuel type(s) and if applicable, the secondary fuel type(s). For each fuel type listed, provide the maximum hourly and annual fuel usage for each.

Describe each fuel expected to be used during the term of the permit.

Fuel Type	Max. Sulfur Content	Max. Ash Content	BTU Value

Emissions Data ***T-1354***

Criteria Pollutants	Potential Emissions	
	PPH	TPY
Carbon Monoxide (CO)		
Nitrogen Oxides (NO_X)		
Lead (Pb)		
Particulate Matter ($PM_{2.5}$)		
Particulate Matter (PM_{10})		
Total Particulate Matter (TSP)		
Sulfur Dioxide (SO_2)		
Volatile Organic Compounds (VOC)		

Hazardous Air Pollutants	Potential Emissions	
	PPH	TPY

Regulated Pollutants other than Criteria and HAP	Potential Emissions	
	PPH	TPY

List the method(s) used to calculate the potential emissions (include dates of any stack tests conducted, versions of software used, source and dates of emission factors, etc.).

Emissions from this Emission Group are assigned to the major emitting process equipment. Emissions are calculated assuming 8760 hours of operation for most equipment. Emergency equipment emissions are based on 500 hours per year. Highest emitting products were chosen for each emission group, utilizing MON MACT standard batch requirements when appropriate. For tanks the highest throughput in the last three years was increased three times. This was the basis for the PTE. Emissions were calculated using ChemCAD, Essential EHS, Emission Master and/or other appropriate emission estimation models or calculation methodologies (USEPA's TANKS 4.0, WATER9, etc.). Methods take into account stack test results as appropriate.

Applicable Requirements ***T-1354***

List all applicable requirements for this emission unit. For each applicable requirement, include the underlying rule/regulation citation and/or construction permit with the condition number. (*Note: Title V permit condition numbers alone are not the underlying applicable requirements*). If an emission limit is calculated based on the type of source and design capacity or if a standard is based on a design parameter, this information should also be included.

Emission Limits - 7.1.4, ; ; 45CSR34, ; 40CFR63 Subpart FFFF,

Opacity Limits - NA

Operational Limits - NA, ; ; ;

X Permit Shield

For all applicable requirements listed above, provide monitoring/testing/recordkeeping/reporting which shall be used to demonstrate compliance. If the method is based on a permit or rule, include the condition number or citation. (Note: Each requirement listed above must have an associated method of demonstrating compliance. If there is not already a required method in place, then a method must be proposed.)

Emission Limits - NA, ;

Opacity Limits - NA;

Operational Limits - NA

Are you in compliance with all applicable requirements for this emission unit? X Yes ___No

If no, complete the **Schedule of Compliance Form** as **ATTACHMENT F**.

ATTACHMENT E - Emission Unit Form

Emission Unit Description		*Emission Group 949*
Emission unit ID number: T-1355	**Emission unit name:** Tank	**List any control devices associated with this emission unit:** NONE

Provide a description of the emission unit (type, method of operation, design parameters, etc.):

Tank

Manufacturer:	**Model number:**	**Serial number:**
In House	NA	NA
Construction date: 1984	**Installation date:**	**Modification date(s):**

Design Capacity (examples: furnaces - tons/hr, tanks - gallons):

<20,000

Maximum Hourly Throughput:	**Maximum Annual Throughput:**	**Maximum Operating Schedule:**
See Potential Emissions estimation method		8760

Fuel Usage Data **(fill out all applicable fields)**

Does this emission unit combust fuel? ___ Yes ___X No	**If yes, is it?** ___ Indirect Fired ___ Direct Fired
Maximum design heat input and/or maximum horsepower rating:	**Type and Btu/hr rating of burners:**

List the primary fuel type(s) and if applicable, the secondary fuel type(s). For each fuel type listed, provide the maximum hourly and annual fuel usage for each.

Describe each fuel expected to be used during the term of the permit.

Fuel Type	Max. Sulfur Content	Max. Ash Content	BTU Value

Emissions Data ***T-1355***

Criteria Pollutants	Potential Emissions	
	PPH	TPY
Carbon Monoxide (CO)		
Nitrogen Oxides (NO_X)		
Lead (Pb)		
Particulate Matter ($PM_{2.5}$)		
Particulate Matter (PM_{10})		
Total Particulate Matter (TSP)		
Sulfur Dioxide (SO_2)		
Volatile Organic Compounds (VOC)		

Hazardous Air Pollutants	Potential Emissions	
	PPH	TPY

Regulated Pollutants other than Criteria and HAP	Potential Emissions	
	PPH	TPY

List the method(s) used to calculate the potential emissions (include dates of any stack tests conducted, versions of software used, source and dates of emission factors, etc.).

Emissions from this Emission Group are assigned to the major emitting process equipment. Emissions are calculated assuming 8760 hours of operation for most equipment. Emergency equipment emissions are based on 500 hours per year. Highest emitting products were chosen for each emission group, utilizing MON MACT standard batch requirements when appropriate. For tanks the highest throughput in the last three years was increased three times. This was the basis for the PTE. Emissions were calculated using ChemCAD, Essential EHS, Emission Master and/or other appropriate emission estimation models or calculation methodologies (USEPA's TANKS 4.0, WATER9, etc.). Methods take into account stack test results as appropriate.

Applicable Requirements ***T-1355***

List all applicable requirements for this emission unit. For each applicable requirement, include the underlying rule/regulation citation and/or construction permit with the condition number. (*Note: Title V permit condition numbers alone are not the underlying applicable requirements*). If an emission limit is calculated based on the type of source and design capacity or if a standard is based on a design parameter, this information should also be included.

Emission Limits - 7.1.4, ; ; 45CSR34, ; 40CFR63 Subpart FFFF,

Opacity Limits - NA

Operational Limits - NA, ; ; ;

X Permit Shield

For all applicable requirements listed above, provide monitoring/testing/recordkeeping/reporting which shall be used to demonstrate compliance. If the method is based on a permit or rule, include the condition number or citation. (Note: Each requirement listed above must have an associated method of demonstrating compliance. If there is not already a required method in place, then a method must be proposed.)

Emission Limits - NA, ;

Opacity Limits - NA;

Operational Limits - NA

Are you in compliance with all applicable requirements for this emission unit? X Yes ___No

If no, complete the **Schedule of Compliance Form** as **ATTACHMENT F**.

ATTACHMENT E - Emission Unit Form

Emission Unit Description		*Emission Group 949*
Emission unit ID number: T-1357	**Emission unit name:** Tank	**List any control devices associated with this emission unit:** NONE

Provide a description of the emission unit (type, method of operation, design parameters, etc.):

Tank

Manufacturer: In House	**Model number:** NA	**Serial number:** NA
Construction date: 1980	**Installation date:**	**Modification date(s):**

Design Capacity (examples: furnaces - tons/hr, tanks - gallons):

<20,000

Maximum Hourly Throughput: See Potential Emissions estimation method	**Maximum Annual Throughput:**	**Maximum Operating Schedule:** 8760

Fuel Usage Data **(fill out all applicable fields)**

Does this emission unit combust fuel? ___ Yes ___X No	**If yes, is it?** ___ Indirect Fired ___ Direct Fired
Maximum design heat input and/or maximum horsepower rating:	**Type and Btu/hr rating of burners:**

List the primary fuel type(s) and if applicable, the secondary fuel type(s). For each fuel type listed, provide the maximum hourly and annual fuel usage for each.

Describe each fuel expected to be used during the term of the permit.

Fuel Type	Max. Sulfur Content	Max. Ash Content	BTU Value

Emissions Data ***T-1357***

Criteria Pollutants	Potential Emissions	
	PPH	TPY
Carbon Monoxide (CO)		
Nitrogen Oxides (NO_X)		
Lead (Pb)		
Particulate Matter ($PM_{2.5}$)		
Particulate Matter (PM_{10})		
Total Particulate Matter (TSP)		
Sulfur Dioxide (SO_2)		
Volatile Organic Compounds (VOC)		

Hazardous Air Pollutants	Potential Emissions	
	PPH	TPY

Regulated Pollutants other than Criteria and HAP	Potential Emissions	
	PPH	TPY

List the method(s) used to calculate the potential emissions (include dates of any stack tests conducted, versions of software used, source and dates of emission factors, etc.).

Emissions from this Emission Group are assigned to the major emitting process equipment. Emissions are calculated assuming 8760 hours of operation for most equipment. Emergency equipment emissions are based on 500 hours per year. Highest emitting products were chosen for each emission group, utilizing MON MACT standard batch requirements when appropriate. For tanks the highest throughput in the last three years was increased three times. This was the basis for the PTE. Emissions were calculated using ChemCAD, Essential EHS, Emission Master and/or other appropriate emission estimation models or calculation methodologies (USEPA's TANKS 4.0, WATER9, etc.). Methods take into account stack test results as appropriate.

Applicable Requirements ***T-1357***

List all applicable requirements for this emission unit. For each applicable requirement, include the underlying rule/regulation citation and/or construction permit with the condition number. (*Note: Title V permit condition numbers alone are not the underlying applicable requirements*). If an emission limit is calculated based on the type of source and design capacity or if a standard is based on a design parameter, this information should also be included.

Emission Limits - 7.1.4, ; ; 45CSR34, ; 40CFR63 Subpart FFFF,

Opacity Limits - NA

Operational Limits - NA, ; ; ;

X Permit Shield

For all applicable requirements listed above, provide monitoring/testing/recordkeeping/reporting which shall be used to demonstrate compliance. If the method is based on a permit or rule, include the condition number or citation. (Note: Each requirement listed above must have an associated method of demonstrating compliance. If there is not already a required method in place, then a method must be proposed.)

Emission Limits - NA, ;

Opacity Limits - NA;

Operational Limits - NA

Are you in compliance with all applicable requirements for this emission unit? X Yes ___No

If no, complete the **Schedule of Compliance Form** as **ATTACHMENT F**.

ATTACHMENT E - Emission Unit Form

Emission Unit Description		*Emission Group 950*
Emission unit ID number: T-992	**Emission unit name:** Tank	**List any control devices associated with this emission unit:** NONE

Provide a description of the emission unit (type, method of operation, design parameters, etc.):

Tank

Manufacturer:	**Model number:**	**Serial number:**
In House	NA	NA
Construction date: 1973	**Installation date:**	**Modification date(s):**

Design Capacity (examples: furnaces - tons/hr, tanks - gallons):

<20,000

Maximum Hourly Throughput:	**Maximum Annual Throughput:**	**Maximum Operating Schedule:**
See Potential Emissions estimation method		8760

Fuel Usage Data **(fill out all applicable fields)**

Does this emission unit combust fuel? ___ Yes ___X No	**If yes, is it?** ___ Indirect Fired ___ Direct Fired
Maximum design heat input and/or maximum horsepower rating:	**Type and Btu/hr rating of burners:**

List the primary fuel type(s) and if applicable, the secondary fuel type(s). For each fuel type listed, provide the maximum hourly and annual fuel usage for each.

Describe each fuel expected to be used during the term of the permit.

Fuel Type	Max. Sulfur Content	Max. Ash Content	BTU Value

Emissions Data ***T-992***

Criteria Pollutants	Potential Emissions	
	PPH	TPY
Carbon Monoxide (CO)		
Nitrogen Oxides (NO_X)		
Lead (Pb)		
Particulate Matter ($PM_{2.5}$)		
Particulate Matter (PM_{10})		
Total Particulate Matter (TSP)		
Sulfur Dioxide (SO_2)		
Volatile Organic Compounds (VOC)	0.09	0.40

Hazardous Air Pollutants	Potential Emissions	
	PPH	TPY

Regulated Pollutants other than Criteria and HAP	Potential Emissions	
	PPH	TPY

List the method(s) used to calculate the potential emissions (include dates of any stack tests conducted, versions of software used, source and dates of emission factors, etc.).

Emissions from this Emission Group are assigned to the major emitting process equipment. Emissions are calculated assuming 8760 hours of operation for most equipment. Emergency equipment emissions are based on 500 hours per year. Highest emitting products were chosen for each emission group, utilizing MON MACT standard batch requirements when appropriate. For tanks the highest throughput in the last three years was increased three times. This was the basis for the PTE. Emissions were calculated using ChemCAD, Essential EHS, Emission Master and/or other appropriate emission estimation models or calculation methodologies (USEPA's TANKS 4.0, WATER9, etc.). Methods take into account stack test results as appropriate.

Applicable Requirements ***T-992***

List all applicable requirements for this emission unit. For each applicable requirement, include the underlying rule/regulation citation and/or construction permit with the condition number. (*Note: Title V permit condition numbers alone are not the underlying applicable requirements*). If an emission limit is calculated based on the type of source and design capacity or if a standard is based on a design parameter, this information should also be included.

Emission Limits - 7.1.4, ; ; 45CSR34, ; 40CFR63 Subpart FFFF,

Opacity Limits - NA

Operational Limits - NA, ; ; ;

X Permit Shield

For all applicable requirements listed above, provide monitoring/testing/recordkeeping/reporting which shall be used to demonstrate compliance. If the method is based on a permit or rule, include the condition number or citation. (Note: Each requirement listed above must have an associated method of demonstrating compliance. If there is not already a required method in place, then a method must be proposed.)

Emission Limits - NA, ;

Opacity Limits - NA;

Operational Limits - NA

Are you in compliance with all applicable requirements for this emission unit? X Yes ___No

If no, complete the **Schedule of Compliance Form** as **ATTACHMENT F**.

ATTACHMENT E - Emission Unit Form

Emission Unit Description		*Emission Group 950*
Emission unit ID number: T-1698	**Emission unit name:** Tank	**List any control devices associated with this emission unit:** NONE

Provide a description of the emission unit (type, method of operation, design parameters, etc.):

Tank

Manufacturer: In House	**Model number:** NA	**Serial number:** NA
Construction date: 1990	**Installation date:**	**Modification date(s):**

Design Capacity (examples: furnaces - tons/hr, tanks - gallons):

<20,000

Maximum Hourly Throughput: See Potential Emissions estimation method	**Maximum Annual Throughput:**	**Maximum Operating Schedule:** 8760

Fuel Usage Data **(fill out all applicable fields)**

Does this emission unit combust fuel? ___ Yes ___X No	**If yes, is it?** ___ Indirect Fired ___ Direct Fired
Maximum design heat input and/or maximum horsepower rating:	**Type and Btu/hr rating of burners:**

List the primary fuel type(s) and if applicable, the secondary fuel type(s). For each fuel type listed, provide the maximum hourly and annual fuel usage for each.

Describe each fuel expected to be used during the term of the permit.

Fuel Type	Max. Sulfur Content	Max. Ash Content	BTU Value

Emissions Data ***T-1698***

Criteria Pollutants	Potential Emissions	
	PPH	TPY
Carbon Monoxide (CO)		
Nitrogen Oxides (NO_X)		
Lead (Pb)		
Particulate Matter ($PM_{2.5}$)		
Particulate Matter (PM_{10})		
Total Particulate Matter (TSP)		
Sulfur Dioxide (SO_2)		
Volatile Organic Compounds (VOC)	0.27	1.20

Hazardous Air Pollutants	Potential Emissions	
	PPH	TPY

Regulated Pollutants other than Criteria and HAP	Potential Emissions	
	PPH	TPY

List the method(s) used to calculate the potential emissions (include dates of any stack tests conducted, versions of software used, source and dates of emission factors, etc.).

Emissions from this Emission Group are assigned to the major emitting process equipment. Emissions are calculated assuming 8760 hours of operation for most equipment. Emergency equipment emissions are based on 500 hours per year. Highest emitting products were chosen for each emission group, utilizing MON MACT standard batch requirements when appropriate. For tanks the highest throughput in the last three years was increased three times. This was the basis for the PTE. Emissions were calculated using ChemCAD, Essential EHS, Emission Master and/or other appropriate emission estimation models or calculation methodologies (USEPA's TANKS 4.0, WATER9, etc.). Methods take into account stack test results as appropriate.

Applicable Requirements ***T-1698***

List all applicable requirements for this emission unit. For each applicable requirement, include the underlying rule/regulation citation and/or construction permit with the condition number. (*Note: Title V permit condition numbers alone are not the underlying applicable requirements*). If an emission limit is calculated based on the type of source and design capacity or if a standard is based on a design parameter, this information should also be included.

Emission Limits - 7.1.4, ; ; 45CSR34, ; 40CFR63 Subpart FFFF,

Opacity Limits - NA

Operational Limits - NA, ; ; ;

X Permit Shield

For all applicable requirements listed above, provide monitoring/testing/recordkeeping/reporting which shall be used to demonstrate compliance. If the method is based on a permit or rule, include the condition number or citation. (Note: Each requirement listed above must have an associated method of demonstrating compliance. If there is not already a required method in place, then a method must be proposed.)

Emission Limits - NA, ;

Opacity Limits - NA;

Operational Limits - NA

Are you in compliance with all applicable requirements for this emission unit? X Yes ___No

If no, complete the **Schedule of Compliance Form** as **ATTACHMENT F**.

ATTACHMENT E - Emission Unit Form

Emission Unit Description		*Emission Group 955*
Emission unit ID number: 955	**Emission unit name:** Boiler #5	**List any control devices associated with this emission unit:** Low NOx Burner

Provide a description of the emission unit (type, method of operation, design parameters, etc.):

Boiler #5

Manufacturer:	**Model number:**	**Serial number:**
Optimus Industries	W-T-75-750-750-WAB	09020-A20
Construction date:	**Installation date:** 2009	**Modification date(s):**

Design Capacity (examples: furnaces - tons/hr, tanks - gallons):

< 99 MM Btu/hr

Maximum Hourly Throughput:	**Maximum Annual Throughput:**	**Maximum Operating Schedule:**
See Potential Emissions estimation method		8760

Fuel Usage Data **(fill out all applicable fields)**

Does this emission unit combust fuel? ___X Yes ___ No	**If yes, is it?** X Indirect Fired ___ Direct Fired
Maximum design heat input and/or maximum horsepower rating: <99 MM Btu/hr	**Type and Btu/hr rating of burners:**

List the primary fuel type(s) and if applicable, the secondary fuel type(s). For each fuel type listed, provide the maximum hourly and annual fuel usage for each.

Natural Gas, 84615 scf/hr, 741 mmcf/yr

Describe each fuel expected to be used during the term of the permit.

Fuel Type	Max. Sulfur Content	Max. Ash Content	BTU Value
Natural Gas	NA	NA	1020 Btu/scf

Emissions Data ***955***

Criteria Pollutants	Potential Emissions	
	PPH	TPY
Carbon Monoxide (CO)	3.14	13.75
Nitrogen Oxides (NO_X)	10.46	45.83
Lead (Pb)	45	83
Particulate Matter ($PM_{2.5}$)	0.28	1.24
Particulate Matter (PM_{10})	0.28	1.24
Total Particulate Matter (TSP)	0.28	1.24
Sulfur Dioxide (SO_2)	0.02	0.10
Volatile Organic Compounds (VOC)	0.21	0.90

Hazardous Air Pollutants	Potential Emissions	
	PPH	TPY

Regulated Pollutants other than Criteria and HAP	Potential Emissions	
	PPH	TPY

List the method(s) used to calculate the potential emissions (include dates of any stack tests conducted, versions of software used, source and dates of emission factors, etc.).

Emissions from this Emission Group are assigned to the major emitting process equipment. Emissions are calculated assuming 8760 hours of operation for most equipment. Emergency equipment emissions are based on 500 hours per year. Highest emitting products were chosen for each emission group, utilizing MON MACT standard batch requirements when appropriate. For tanks the highest throughput in the last three years was increased three times. This was the basis for the PTE. Emissions were calculated using ChemCAD, Essential EHS, Emission Master and/or other appropriate emission estimation models or calculation methodologies (USEPA's TANKS 4.0, WATER9, etc.). Methods take into account stack test results as appropriate.

Applicable Requirements ***955***

List all applicable requirements for this emission unit. For each applicable requirement, include the underlying rule/regulation citation and/or construction permit with the condition number. (*Note: Title V permit condition numbers alone are not the underlying applicable requirements*). If an emission limit is calculated based on the type of source and design capacity or if a standard is based on a design parameter, this information should also be included.

Emission Limits - 11.1.2, 11.1.6, 11.1.7, 11.1.13, ; 45CSR13 Permit R13-2806 4.1.1, 4.1.1, 4.1.7, ; 45CSR2-4.1, 45CSR10-3.1.e, ;

Opacity Limits - 11.1.1; 4.1.53; 45CSR2-3.1;

Operational Limits - 11.1.3, 11.1.4, 11.1.9, 11.1.10, 11.1.11, 11.1.12, ; 4.1.4, 4.1.5, 4.1.6, ; 45CSR2-9.2, 45CSR34, 45CSR34, 45CSR34, 45CSR10-9.1, ; 40CFR63.7575, 40 CFR 63.7500(a)(1), 63.7505(a), 63.7515(d), 63.7540(a)(10) & (12), and Table 3 to Subpart DDDDD of Part 63, 40 CFR 63.7500(a)(1), 63.7505(a), and Table 3 of 40 CFR 63 Subpart DDDDD,

X Permit Shield

For all applicable requirements listed above, provide monitoring/testing/recordkeeping/reporting which shall be used to demonstrate compliance. If the method is based on a permit or rule, include the condition number or citation. (Note: Each requirement listed above must have an associated method of demonstrating compliance. If there is not already a required method in place, then a method must be proposed.)

Emission Limits - NA, ;

Opacity Limits - NA;

Operational Limits - 11.5.4,11.4.8, 11.4.7, 11.5.6, ; 45CSR13 Permit 13-2806 4.4.4,4.4.5, 4.5.1, 4.5.3, ; 45CSR16, 45CSR2-8.3.c and 45CSR2A-7.1.a.1,45CSR34, 45CSR34, 45CSR34, ; 40CFR60.48c(g)(2),40CFR63.7540(a)(10)(vi) and 63.7555, 40CFR63.7545€, 40CFR63.7530(d) and (e), 40CFR63.7550(b), (b)(1), (c)(1), & (c)(5)(i) though (iv) and (xiv), and (h)(3),

Are you in compliance with all applicable requirements for this emission unit? X Yes ___No

If no, complete the **Schedule of Compliance Form** as **ATTACHMENT F**.

ATTACHMENT E - Emission Unit Form

Emission Unit Description		*Emission Group 956*
Emission unit ID number: 956	**Emission unit name:** Boiler #6	**List any control devices associated with this emission unit:** Low NOx Burner

Provide a description of the emission unit (type, method of operation, design parameters, etc.):

Boiler #6

Manufacturer:	**Model number:**	**Serial number:**
Babcock & Wilcox	FMO-74SH	201-3617
Construction date:	**Installation date:** 2014	**Modification date(s):**

Design Capacity (examples: furnaces - tons/hr, tanks - gallons):

< 99 MM Btu/hr

Maximum Hourly Throughput:	**Maximum Annual Throughput:**	**Maximum Operating Schedule:**
See Potential Emissions estimation method		8760

Fuel Usage Data **(fill out all applicable fields)**

Does this emission unit combust fuel? ___X Yes ___ No	**If yes, is it?** X Indirect Fired ___ Direct Fired
Maximum design heat input and/or maximum horsepower rating: <99 MM Btu/hr	**Type and Btu/hr rating of burners:**

List the primary fuel type(s) and if applicable, the secondary fuel type(s). For each fuel type listed, provide the maximum hourly and annual fuel usage for each.

Natural Gas, 84615 scf/hr, 741 mmcf/yr

Describe each fuel expected to be used during the term of the permit.

Fuel Type	Max. Sulfur Content	Max. Ash Content	BTU Value
Natural Gas	NA	NA	1170 Btu/scf

Emissions Data ***956***

Criteria Pollutants	Potential Emissions	
	PPH	TPY
Carbon Monoxide (CO)	3.71	16.25
Nitrogen Oxides (NO_X)	3.56	15.89
Lead (Pb)	15	89
Particulate Matter ($PM_{2.5}$)	0.92	4.03
Particulate Matter (PM_{10})	0.92	4.03
Total Particulate Matter (TSP)	0.92	4.03
Sulfur Dioxide (SO_2)	0.06	0.26
Volatile Organic Compounds (VOC)	0.4	1.75

Hazardous Air Pollutants	Potential Emissions	
	PPH	TPY

Regulated Pollutants other than Criteria and HAP	Potential Emissions	
	PPH	TPY

List the method(s) used to calculate the potential emissions (include dates of any stack tests conducted, versions of software used, source and dates of emission factors, etc.).

Emissions from this Emission Group are assigned to the major emitting process equipment. Emissions are calculated assuming 8760 hours of operation for most equipment. Emergency equipment emissions are based on 500 hours per year. Highest emitting products were chosen for each emission group, utilizing MON MACT standard batch requirements when appropriate. For tanks the highest throughput in the last three years was increased three times. This was the basis for the PTE. Emissions were calculated using ChemCAD, Essential EHS, Emission Master and/or other appropriate emission estimation models or calculation methodologies (USEPA's TANKS 4.0, WATER9, etc.). Methods take into account stack test results as appropriate.

Applicable Requirements ***956***

List all applicable requirements for this emission unit. For each applicable requirement, include the underlying rule/regulation citation and/or construction permit with the condition number. (*Note: Title V permit condition numbers alone are not the underlying applicable requirements*). If an emission limit is calculated based on the type of source and design capacity or if a standard is based on a design parameter, this information should also be included.

Emission Limits - 11.1.2, 11.1.6, 11.1.8, 11.1.13, ; 45CSR13 Permit R13-2806 4.1.1, 4.1.2, 4.1.7, ; 45CSR2-4.1, 45CSR10-3.1.e, ;

Opacity Limits - 11.1.1; 4.1.53; 45CSR2-3.1;

Operational Limits - 11.1.3, 11.1.4, 11.1.9, 11.1.10, 11.1.12, ; 4.1.4, 4.1.5, ; 45CSR2-9.1, 45CSR2-9.2, 45CSR34, 45CSR34, 45CSR10-9.1, ; 40CFR63.7575, 40 CFR 63.7500(a)(1), 63.7505(a), 63.7515(d), 63.7540(a)(10) & (12), and Table 3 to Subpart DDDDD of Part 63,

X Permit Shield

For all applicable requirements listed above, provide monitoring/testing/recordkeeping/reporting which shall be used to demonstrate compliance. If the method is based on a permit or rule, include the condition number or citation. (Note: Each requirement listed above must have an associated method of demonstrating compliance. If there is not already a required method in place, then a method must be proposed.)

Emission Limits - NA, ;

Opacity Limits - NA;

Operational Limits - 11.5.5,11.4.7, 11.5.6, ; 45CSR13 Permit 13-2806 4.5.2,4.4.4, 4.5.3, ; 45CSR16, 45CSR2-8.3.c and 45CSR2A-7.1.a.1,45CSR34, 45CSR34, ; 40CFR63.7530(d), 40CFR63.7545(e),40CFR60.48c(g)(2), 40CFR63.7550(b), (b)(1), (c)(1), & (c)(5)(i) though (iv) and (xiv), and (h)(3),

Are you in compliance with all applicable requirements for this emission unit? X Yes ___No

If no, complete the **Schedule of Compliance Form** as **ATTACHMENT F**.

ATTACHMENT G - Air Pollution Control Device Form

Control device ID number:	**List all emission units associated with this control device.**
S-162	*Department - Environmental Protection* D-1003, E-10032, T-10008

Manufacturer:	**Model number:**	**Installation date:**
In house	NA	

Type of Air Pollution Control Device:

___ Baghouse/Fabric Filter ___ Venturi Scrubber ___ Multiclone

___ Carbon Bed Adsorber ___ Packed Tower Scrubber ___ Single Cyclone

___ Carbon Drum(s) X Other Wet Scrubber ___ Cyclone Bank

___ Catalytic Incinerator ___ Condenser ___ Settling Chamber

___ Thermal Incinerator ___ Flare ___ Other (describe) _____

___ Wet Plate Electrostatic Precipitator ___ Dry Plate Electrostatic Precipitator

List the pollutants for which this device is intended to control and the capture and control efficiencies.

Pollutant	Capture Efficiency	Control Efficiency
Rotary Kiln Control System - Hydrochloric Acid	100 %	99.96 %
Rotary Kiln Control System - Principal Organic Hazardous Constituent (POHC)	100 %	99.99 %
Rotary Kiln Control System - Chlorine	100 %	73.32 %

Explain the characteristic design parameters of this control device (flow rates, pressure drops, number of bags, size, temperatures, etc.).

Voltage, water flow

Is this device subject to the CAM requirements of 40 C.F.R. 64? ___ Yes X No

If Yes, Complete ATTACHMENT H

If No, Provide justification. Continuous compliance determination method is in place per 40 C.F.R. §64.2(b)(1)(vi).

Describe the parameters monitored and/or methods used to indicate performance of this control device.

R30-09500001-2012 Condition 10.1.5

ATTACHMENT G - Air Pollution Control Device Form

Control device ID number:	**List all emission units associated with this control device.**
S-163	*Department - Environmental Protection* D-1003, E-10032, T-10008

Manufacturer:	**Model number:**	**Installation date:**
In house	NA	

Type of Air Pollution Control Device:

___ Baghouse/Fabric Filter ___ Venturi Scrubber ___ Multiclone

___ Carbon Bed Adsorber ___ Packed Tower Scrubber ___ Single Cyclone

___ Carbon Drum(s) X Other Wet Scrubber ___ Cyclone Bank

___ Catalytic Incinerator ___ Condenser ___ Settling Chamber

___ Thermal Incinerator ___ Flare ___ Other (describe) _____

___ Wet Plate Electrostatic Precipitator ___ Dry Plate Electrostatic Precipitator

List the pollutants for which this device is intended to control and the capture and control efficiencies.

Pollutant	Capture Efficiency	Control Efficiency
Rotary Kiln Control System - Hydrochloric Acid	100 %	99.9 %
Rotary Kiln Control System - Principal Organic Hazardous Constituent (POHC)	100 %	99.99 %
Rotary Kiln Control System - Chlorine	100 %	73.32 %

Explain the characteristic design parameters of this control device (flow rates, pressure drops, number of bags, size, temperatures, etc.).

Voltage, water flow

Is this device subject to the CAM requirements of 40 C.F.R. 64? ___ Yes X No

If Yes, Complete ATTACHMENT H

If No, Provide justification. Continuous compliance determination method is in place per 40 C.F.R. §64.2(b)(1)(vi).

Describe the parameters monitored and/or methods used to indicate performance of this control device.

R30-09500001-2012 Condition 10.1.5

ATTACHMENT G - Air Pollution Control Device Form

Control device ID number:	**List all emission units associated with this control device.**
S-164	*Department - Environmental Protection* D-1003, E-10032, T-10008

Manufacturer:	**Model number:**	**Installation date:**
In house	NA	

Type of Air Pollution Control Device:

___ Baghouse/Fabric Filter ___ Venturi Scrubber ___ Multiclone

___ Carbon Bed Adsorber ___ Packed Tower Scrubber ___ Single Cyclone

___ Carbon Drum(s) X Other Wet Scrubber ___ Cyclone Bank

___ Catalytic Incinerator ___ Condenser ___ Settling Chamber

___ Thermal Incinerator ___ Flare ___ Other (describe) _____

___ Wet Plate Electrostatic Precipitator ___ Dry Plate Electrostatic Precipitator

List the pollutants for which this device is intended to control and the capture and control efficiencies.

Pollutant	Capture Efficiency	Control Efficiency
Rotary Kiln Control System - Hydrochloric Acid	100 %	99 %
Rotary Kiln Control System - Principal Organic Hazardous Constituent (POHC)	100 %	99.99 %
Rotary Kiln Control System - Chlorine	100 %	73.32 %

Explain the characteristic design parameters of this control device (flow rates, pressure drops, number of bags, size, temperatures, etc.).

Voltage, water flow

Is this device subject to the CAM requirements of 40 C.F.R. 64? ___ Yes X No

If Yes, Complete ATTACHMENT H

If No, Provide justification. Continuous compliance determination method is in place per 40 C.F.R. §64.2(b)(1)(vi).

Describe the parameters monitored and/or methods used to indicate performance of this control device.

R30-09500001-2012 Condition 10.1.5

ATTACHMENT G - Air Pollution Control Device Form

Control device ID number:	**List all emission units associated with this control device.**
S-209	*Department - Environmental Protection* R-72, T-768, T-769, T-873, T-874

Manufacturer:	**Model number:**	**Installation date:**
In house	NA	

Type of Air Pollution Control Device:

___ Baghouse/Fabric Filter ___ Venturi Scrubber ___ Multiclone

___ Carbon Bed Adsorber ___ Packed Tower Scrubber ___ Single Cyclone

___ Carbon Drum(s) X Other Wet Scrubber ___ Cyclone Bank

___ Catalytic Incinerator ___ Condenser ___ Settling Chamber

___ Thermal Incinerator ___ Flare ___ Other (describe) _____

___ Wet Plate Electrostatic Precipitator ___ Dry Plate Electrostatic Precipitator

List the pollutants for which this device is intended to control and the capture and control efficiencies.

Pollutant	Capture Efficiency	Control Efficiency
Hydrochloric Acid	100 %	99 %

Explain the characteristic design parameters of this control device (flow rates, pressure drops, number of bags, size, temperatures, etc.).

Water flow

Is this device subject to the CAM requirements of 40 C.F.R. 64? ___ Yes X No

If Yes, Complete ATTACHMENT H

If No, Provide justification. Subject to no emission standard or limitation

Describe the parameters monitored and/or methods used to indicate performance of this control device.

ATTACHMENT G - Air Pollution Control Device Form

Control device ID number:	**List all emission units associated with this control device.**
S-10001	*Department - Environmental Protection* D-1003, E-10032, T-10008

Manufacturer:	**Model number:**	**Installation date:**
In house	NA	

Type of Air Pollution Control Device:

___ Baghouse/Fabric Filter
___ Venturi Scrubber
___ Multiclone
___ Carbon Bed Adsorber
X Packed Tower Scrubber
___ Single Cyclone
___ Carbon Drum(s)
___ Other Wet Scrubber
___ Cyclone Bank
___ Catalytic Incinerator
___ Condenser
___ Settling Chamber
___ Thermal Incinerator
___ Flare
___ Other (describe) _____
___ Wet Plate Electrostatic Precipitator
___ Dry Plate Electrostatic Precipitator

List the pollutants for which this device is intended to control and the capture and control efficiencies.

Pollutant	Capture Efficiency	Control Efficiency
Rotary Kiln Control System - Hydrochloric Acid	100 %	99.96 %
Rotary Kiln Control System - Principal Organic Hazardous Constituent (POHC)	100 %	99.99 %
Rotary Kiln Control System - Chlorine	100 %	73.32 %

Explain the characteristic design parameters of this control device (flow rates, pressure drops, number of bags, size, temperatures, etc.).

Water flow

Is this device subject to the CAM requirements of 40 C.F.R. 64? ___ Yes X No

If Yes, Complete ATTACHMENT H

If No, Provide justification. Continuous compliance determination method is in place per 40 C.F.R. §64.2(b)(1)(vi).

Describe the parameters monitored and/or methods used to indicate performance of this control device.

R30-09500001-2012 Condition 10.1.5

ATTACHMENT G - Air Pollution Control Device Form

Control device ID number:	**List all emission units associated with this control device.**
S-10003	*Department - Environmental Protection* D-1003, E-10032, T-10008

Manufacturer:	**Model number:**	**Installation date:**
In house	NA	

Type of Air Pollution Control Device:

___ Baghouse/Fabric Filter
___ Venturi Scrubber
___ Multiclone
___ Carbon Bed Adsorber
___ Packed Tower Scrubber
___ Single Cyclone
___ Carbon Drum(s)
X Other Wet Scrubber
___ Cyclone Bank
___ Catalytic Incinerator
___ Condenser
___ Settling Chamber
___ Thermal Incinerator
___ Flare
___ Other (describe) _____
___ Wet Plate Electrostatic Precipitator
___ Dry Plate Electrostatic Precipitator

List the pollutants for which this device is intended to control and the capture and control efficiencies.

Pollutant	Capture Efficiency	Control Efficiency
Rotary Kiln Control System - Hydrochloric Acid	100 %	99.96 %
Rotary Kiln Control System - Principal Organic Hazardous Constituent (POHC)	100 %	99.99 %
Rotary Kiln Control System - Chlorine	100 %	73.32 %

Explain the characteristic design parameters of this control device (flow rates, pressure drops, number of bags, size, temperatures, etc.).

Water flow

Is this device subject to the CAM requirements of 40 C.F.R. 64? ___ Yes X No

If Yes, Complete ATTACHMENT H

If No, Provide justification. Continuous compliance determination method is in place per 40 C.F.R. §64.2(b)(1)(vi).

Describe the parameters monitored and/or methods used to indicate performance of this control device.

R30-09500001-2012 Condition 10.1.5

ATTACHMENT G - Air Pollution Control Device Form

Control device ID number:	**List all emission units associated with this control device.**
S-10005	*Department - Environmental Protection* D-1003, E-10032, T-10008

Manufacturer:	**Model number:**	**Installation date:**
In house	NA	

Type of Air Pollution Control Device:

___ Baghouse/Fabric Filter
___ Venturi Scrubber
___ Multiclone
___ Carbon Bed Adsorber
___ Packed Tower Scrubber
___ Single Cyclone
___ Carbon Drum(s)
X Other Wet Scrubber
___ Cyclone Bank
___ Catalytic Incinerator
___ Condenser
___ Settling Chamber
___ Thermal Incinerator
___ Flare
___ Other (describe) _____
___ Wet Plate Electrostatic Precipitator
___ Dry Plate Electrostatic Precipitator

List the pollutants for which this device is intended to control and the capture and control efficiencies.

Pollutant	Capture Efficiency	Control Efficiency
Rotary Kiln Control System - Hydrochloric Acid	100 %	99.96 %
Rotary Kiln Control System - Principal Organic Hazardous Constituent (POHC)	100 %	99.99 %
Rotary Kiln Control System - Chlorine	100 %	73.32 %

Explain the characteristic design parameters of this control device (flow rates, pressure drops, number of bags, size, temperatures, etc.).

Water flow

Is this device subject to the CAM requirements of 40 C.F.R. 64? ___ Yes X No

If Yes, Complete ATTACHMENT H

If No, Provide justification. Continuous compliance determination method is in place per 40 C.F.R. §64.2(b)(1)(vi).

Describe the parameters monitored and/or methods used to indicate performance of this control device.

R30-09500001-2012 Condition 10.1.5

ATTACHMENT G - Air Pollution Control Device Form

Control device ID number:	**List all emission units associated with this control device.**
C-65	*Department - New Product Development* H-382, H-524, K-18, S-36, T-358, T-373

Manufacturer:	**Model number:**	**Installation date:**
In house	NA	

Type of Air Pollution Control Device:

___ Baghouse/Fabric Filter ___ Venturi Scrubber ___ Multiclone

___ Carbon Bed Adsorber ___ Packed Tower Scrubber ___ Single Cyclone

___ Carbon Drum(s) X Other Wet Scrubber ___ Cyclone Bank

___ Catalytic Incinerator ___ Condenser ___ Settling Chamber

___ Thermal Incinerator ___ Flare ___ Other (describe) _____

___ Wet Plate Electrostatic Precipitator ___ Dry Plate Electrostatic Precipitator

List the pollutants for which this device is intended to control and the capture and control efficiencies.

Pollutant	Capture Efficiency	Control Efficiency
Toluene	100 %	99 %
Propionaldehyde	100 %	99 %

Explain the characteristic design parameters of this control device (flow rates, pressure drops, number of bags, size, temperatures, etc.).

Water flow

Is this device subject to the CAM requirements of 40 C.F.R. 64? ___ Yes X No

If Yes, Complete ATTACHMENT H

If No, Provide justification. Continuous compliance determination method is in place per 40 C.F.R. §64.2(b)(1)(vi).

Describe the parameters monitored and/or methods used to indicate performance of this control device.

ATTACHMENT G - Air Pollution Control Device Form

Control device ID number:	**List all emission units associated with this control device.**
C-80	*Department - New Product Development* K-21, T-501, T-507

Manufacturer:	**Model number:**	**Installation date:**
In house	NA	

Type of Air Pollution Control Device:

___ Baghouse/Fabric Filter
___ Venturi Scrubber
___ Multiclone
___ Carbon Bed Adsorber
___ Packed Tower Scrubber
___ Single Cyclone
___ Carbon Drum(s)
X Other Wet Scrubber
___ Cyclone Bank
___ Catalytic Incinerator
___ Condenser
___ Settling Chamber
___ Thermal Incinerator
___ Flare
___ Other (describe) _____
___ Wet Plate Electrostatic Precipitator
___ Dry Plate Electrostatic Precipitator

List the pollutants for which this device is intended to control and the capture and control efficiencies.

Pollutant	Capture Efficiency	Control Efficiency
Toluene	100 %	90 %
Propionaldehyde	100 %	99 %

Explain the characteristic design parameters of this control device (flow rates, pressure drops, number of bags, size, temperatures, etc.).

Water flow

Is this device subject to the CAM requirements of 40 C.F.R. 64? ___ Yes X No

If Yes, Complete ATTACHMENT H

If No, Provide justification. Continuous compliance determination method is in place per 40 C.F.R. §64.2(b)(1)(vi).

Describe the parameters monitored and/or methods used to indicate performance of this control device.

ATTACHMENT G - Air Pollution Control Device Form

Control device ID number:	**List all emission units associated with this control device.**
C-448	*Department - New Product Development* C-106, K-19, K-36, S-37, T-565

Manufacturer:	**Model number:**	**Installation date:**
In house	NA	

Type of Air Pollution Control Device:

___ Baghouse/Fabric Filter ___ Venturi Scrubber ___ Multiclone

___ Carbon Bed Adsorber ___ Packed Tower Scrubber ___ Single Cyclone

___ Carbon Drum(s) X Other Wet Scrubber ___ Cyclone Bank

___ Catalytic Incinerator ___ Condenser ___ Settling Chamber

___ Thermal Incinerator ___ Flare ___ Other (describe) _____

___ Wet Plate Electrostatic Precipitator ___ Dry Plate Electrostatic Precipitator

List the pollutants for which this device is intended to control and the capture and control efficiencies.

Pollutant	Capture Efficiency	Control Efficiency
Toluene	100 %	90 %
Propionaldehyde	100 %	99 %

Explain the characteristic design parameters of this control device (flow rates, pressure drops, number of bags, size, temperatures, etc.).

Water flow

Is this device subject to the CAM requirements of 40 C.F.R. 64? ___ Yes X No

If Yes, Complete ATTACHMENT H

If No, Provide justification. Continuous compliance determination method is in place per 40 C.F.R. §64.2(b)(1)(vi).

Describe the parameters monitored and/or methods used to indicate performance of this control device.

ATTACHMENT G - Air Pollution Control Device Form

Control device ID number:	**List all emission units associated with this control device.**
S-75	*Department - New Product Development* T-1693, T-1794, T-365

Manufacturer:	**Model number:**	**Installation date:**
In house	NA	

Type of Air Pollution Control Device:

___ Baghouse/Fabric Filter
___ Venturi Scrubber
___ Multiclone
___ Carbon Bed Adsorber
___ Packed Tower Scrubber
___ Single Cyclone
___ Carbon Drum(s)
X Other Wet Scrubber
___ Cyclone Bank
___ Catalytic Incinerator
___ Condenser
___ Settling Chamber
___ Thermal Incinerator
___ Flare
___ Other (describe) _____
___ Wet Plate Electrostatic Precipitator
___ Dry Plate Electrostatic Precipitator

List the pollutants for which this device is intended to control and the capture and control efficiencies.

Pollutant	Capture Efficiency	Control Efficiency
Toluene	100 %	99.96 %
Propionaldehyde	100 %	99 %

Explain the characteristic design parameters of this control device (flow rates, pressure drops, number of bags, size, temperatures, etc.).

Water flow

Is this device subject to the CAM requirements of 40 C.F.R. 64? ___ Yes X No

If Yes, Complete ATTACHMENT H

If No, Provide justification. Potential pre-control device emissions of the applicable regulated pollutant are less than 100 percent of the amount, in tons per year, required for a source to be classified as a major source, per 40 CFR 64.2(a)(3). Control device receives no pre-control regulated pollutants for which there is an emission standard or limitation. (Receives chlorosilanes which yield HCl within the control device.)

Describe the parameters monitored and/or methods used to indicate performance of this control device.

ATTACHMENT G - Air Pollution Control Device Form

Control device ID number:	**List all emission units associated with this control device.**
S-210	*Department - New Product Development* R-107, R-93, T-1923, T-1967

Manufacturer:	**Model number:**	**Installation date:**
In house	NA	

Type of Air Pollution Control Device:

___ Baghouse/Fabric Filter
___ Venturi Scrubber
___ Multiclone
___ Carbon Bed Adsorber
___ Packed Tower Scrubber
___ Single Cyclone
___ Carbon Drum(s)
X Other Wet Scrubber
___ Cyclone Bank
___ Catalytic Incinerator
___ Condenser
___ Settling Chamber
___ Thermal Incinerator
___ Flare
___ Other (describe) _____
___ Wet Plate Electrostatic Precipitator
___ Dry Plate Electrostatic Precipitator

List the pollutants for which this device is intended to control and the capture and control efficiencies.

Pollutant	Capture Efficiency	Control Efficiency
Volatile Organic Compounds	100 %	90 %
Hydrochloric Acid	100 %	99.9 %

Explain the characteristic design parameters of this control device (flow rates, pressure drops, number of bags, size, temperatures, etc.).

Water flow

Is this device subject to the CAM requirements of 40 C.F.R. 64? ___ Yes X No

If Yes, Complete ATTACHMENT H

If No, Provide justification. Subject to no emission standard or limitation

Describe the parameters monitored and/or methods used to indicate performance of this control device.

ATTACHMENT G - Air Pollution Control Device Form

Control device ID number:	**List all emission units associated with this control device.**
S-237	*Department - New Product Development* E-1511, R-81, S-235, S-236, T-1835/T-1836

Manufacturer:	**Model number:**	**Installation date:**
In house	NA	

Type of Air Pollution Control Device:

___ Baghouse/Fabric Filter ___ Venturi Scrubber ___ Multiclone

___ Carbon Bed Adsorber ___ Packed Tower Scrubber ___ Single Cyclone

___ Carbon Drum(s) X Other Wet Scrubber ___ Cyclone Bank

___ Catalytic Incinerator ___ Condenser ___ Settling Chamber

___ Thermal Incinerator ___ Flare ___ Other (describe) _____

___ Wet Plate Electrostatic Precipitator ___ Dry Plate Electrostatic Precipitator

List the pollutants for which this device is intended to control and the capture and control efficiencies.

Pollutant	Capture Efficiency	Control Efficiency
Unit is currently shutdown		

Explain the characteristic design parameters of this control device (flow rates, pressure drops, number of bags, size, temperatures, etc.).

Water flow: 15 gpm

Is this device subject to the CAM requirements of 40 C.F.R. 64? ___ Yes X No

If Yes, Complete ATTACHMENT H

If No, Provide justification. Continuous compliance determination method is in place per 40 C.F.R. §64.2(b)(1)(vi).

Describe the parameters monitored and/or methods used to indicate performance of this control device.

R30-09500001-2012 Condition 4.2.1 - Attachment A

ATTACHMENT G - Air Pollution Control Device Form

Control device ID number:	**List all emission units associated with this control device.**
S-241	*Department - New Product Development* H-1366, K-20, T-2018, T-502, T-800

Manufacturer:	**Model number:**	**Installation date:**
In house	NA	

Type of Air Pollution Control Device:

___ Baghouse/Fabric Filter ___ Venturi Scrubber ___ Multiclone

___ Carbon Bed Adsorber ___ Packed Tower Scrubber ___ Single Cyclone

___ Carbon Drum(s) X Other Wet Scrubber ___ Cyclone Bank

___ Catalytic Incinerator ___ Condenser ___ Settling Chamber

___ Thermal Incinerator ___ Flare ___ Other (describe) _____

___ Wet Plate Electrostatic Precipitator ___ Dry Plate Electrostatic Precipitator

List the pollutants for which this device is intended to control and the capture and control efficiencies.

Pollutant	Capture Efficiency	Control Efficiency
Toluene	100 %	90 %

Explain the characteristic design parameters of this control device (flow rates, pressure drops, number of bags, size, temperatures, etc.).

Water flow

Is this device subject to the CAM requirements of 40 C.F.R. 64? ___ Yes X No

If Yes, Complete ATTACHMENT H

If No, Provide justification. Subject to no emission standard or limitation

Describe the parameters monitored and/or methods used to indicate performance of this control device.

ATTACHMENT G - Air Pollution Control Device Form

Control device ID number:	**List all emission units associated with this control device.**
S-247	*Department - New Product Development* E-463, T-1676/T-1677, T-1889, T-370, T-789

Manufacturer:	**Model number:**	**Installation date:**
In house	NA	

Type of Air Pollution Control Device:

___ Baghouse/Fabric Filter ___ Venturi Scrubber ___ Multiclone

___ Carbon Bed Adsorber ___ Packed Tower Scrubber ___ Single Cyclone

___ Carbon Drum(s) X Other Wet Scrubber ___ Cyclone Bank

___ Catalytic Incinerator ___ Condenser ___ Settling Chamber

___ Thermal Incinerator ___ Flare ___ Other (describe) _____

___ Wet Plate Electrostatic Precipitator ___ Dry Plate Electrostatic Precipitator

List the pollutants for which this device is intended to control and the capture and control efficiencies.

Pollutant	Capture Efficiency	Control Efficiency
Toluene	100 %	99.96 %

Explain the characteristic design parameters of this control device (flow rates, pressure drops, number of bags, size, temperatures, etc.).

Water flow

Is this device subject to the CAM requirements of 40 C.F.R. 64? ___ Yes X No

If Yes, Complete ATTACHMENT H

If No, Provide justification. Subject to no emission standard or limitation

Describe the parameters monitored and/or methods used to indicate performance of this control device.

ATTACHMENT G - Air Pollution Control Device Form

Control device ID number:	**List all emission units associated with this control device.**
C-49	*Department - Polymers 1* K-2, T-1601

Manufacturer:	**Model number:**	**Installation date:**
In house	NA	

Type of Air Pollution Control Device:

___ Baghouse/Fabric Filter
___ Venturi Scrubber
___ Multiclone
___ Carbon Bed Adsorber
___ Packed Tower Scrubber
___ Single Cyclone
___ Carbon Drum(s)
X Other Wet Scrubber
___ Cyclone Bank
___ Catalytic Incinerator
___ Condenser
___ Settling Chamber
___ Thermal Incinerator
___ Flare
X Other (describe) Sump
___ Wet Plate Electrostatic Precipitator
___ Dry Plate Electrostatic Precipitator

List the pollutants for which this device is intended to control and the capture and control efficiencies.

Pollutant	Capture Efficiency	Control Efficiency
Toluene	100 %	90 %
Hydrochloric Acid	100 %	99.9 %

Explain the characteristic design parameters of this control device (flow rates, pressure drops, number of bags, size, temperatures, etc.).

Water flow: 23 gpm

Is this device subject to the CAM requirements of 40 C.F.R. 64? ___ Yes X No

If Yes, Complete ATTACHMENT H

If No, Provide justification. Continuous compliance determination method is in place per 40 C.F.R. §64.2(b)(1)(vi).

Describe the parameters monitored and/or methods used to indicate performance of this control device.

R30-09500001-2012 Condition 5.2.4

ATTACHMENT G - Air Pollution Control Device Form

Control device ID number:	**List all emission units associated with this control device.**
C-196	*Department - Polymers 1* C-177, H-415, K-1, S-166, T-793

Manufacturer:	**Model number:**	**Installation date:**
In house	NA	

Type of Air Pollution Control Device:

___ Baghouse/Fabric Filter ___ Venturi Scrubber ___ Multiclone

___ Carbon Bed Adsorber ___ Packed Tower Scrubber ___ Single Cyclone

___ Carbon Drum(s) X Other Wet Scrubber ___ Cyclone Bank

___ Catalytic Incinerator ___ Condenser ___ Settling Chamber

___ Thermal Incinerator ___ Flare X Other (describe) Sump

___ Wet Plate Electrostatic Precipitator ___ Dry Plate Electrostatic Precipitator

List the pollutants for which this device is intended to control and the capture and control efficiencies.

Pollutant	Capture Efficiency	Control Efficiency
Hydrochloric Acid	100 %	99.9 %

Explain the characteristic design parameters of this control device (flow rates, pressure drops, number of bags, size, temperatures, etc.).

Water flow: 23 gpm

Is this device subject to the CAM requirements of 40 C.F.R. 64? ___ Yes X No

If Yes, Complete ATTACHMENT H

If No, Provide justification. Continuous compliance determination method is in place per 40 C.F.R. §64.2(b)(1)(vi).

Describe the parameters monitored and/or methods used to indicate performance of this control device.

R30-09500001-2012 Condition 5.2.4

ATTACHMENT G - Air Pollution Control Device Form

Control device ID number:	**List all emission units associated with this control device.**
C-363	*Department - Polymers 1* C-574, E-1199, E-2288, K-600, T-1531, T-224, T-230

Manufacturer:	**Model number:**	**Installation date:**
In house	NA	

Type of Air Pollution Control Device:

___ Baghouse/Fabric Filter ___ Venturi Scrubber ___ Multiclone

___ Carbon Bed Adsorber ___ Packed Tower Scrubber ___ Single Cyclone

___ Carbon Drum(s) X Other Wet Scrubber ___ Cyclone Bank

___ Catalytic Incinerator ___ Condenser ___ Settling Chamber

___ Thermal Incinerator ___ Flare ___ Other (describe) _____

___ Wet Plate Electrostatic Precipitator ___ Dry Plate Electrostatic Precipitator

List the pollutants for which this device is intended to control and the capture and control efficiencies.

Pollutant	Capture Efficiency	Control Efficiency
Hydrochloric Acid	100 %	99.9 %
Methanol	100 %	99 %
Toluene	100 %	90 %

Explain the characteristic design parameters of this control device (flow rates, pressure drops, number of bags, size, temperatures, etc.).

Subject to no emission standard or limitation

Is this device subject to the CAM requirements of 40 C.F.R. 64? ___ Yes X No

If Yes, Complete ATTACHMENT H

If No, Provide justification. Subject to no emission standard or limitation

Describe the parameters monitored and/or methods used to indicate performance of this control device.

ATTACHMENT G - Air Pollution Control Device Form

Control device ID number:	**List all emission units associated with this control device.**
C-370	*Department - Polymers 1* K-4, S-233, T-1323

Manufacturer:	**Model number:**	**Installation date:**
In house	NA	

Type of Air Pollution Control Device:

___ Baghouse/Fabric Filter
___ Venturi Scrubber
___ Multiclone
___ Carbon Bed Adsorber
___ Packed Tower Scrubber
___ Single Cyclone
___ Carbon Drum(s)
X Other Wet Scrubber
___ Cyclone Bank
___ Catalytic Incinerator
___ Condenser
___ Settling Chamber
___ Thermal Incinerator
___ Flare
X Other (describe) Sump
___ Wet Plate Electrostatic Precipitator
___ Dry Plate Electrostatic Precipitator

List the pollutants for which this device is intended to control and the capture and control efficiencies.

Pollutant	Capture Efficiency	Control Efficiency
Volatile Organic Compounds	100 %	90 %
Hydrochloric Acid	100 %	99.9 %
Toluene	100 %	90 %

Explain the characteristic design parameters of this control device (flow rates, pressure drops, number of bags, size, temperatures, etc.).

Water flow: 36 gpm

Is this device subject to the CAM requirements of 40 C.F.R. 64? ___ Yes X No

If Yes, Complete ATTACHMENT H

If No, Provide justification. Continuous compliance determination method is in place per 40 C.F.R. §64.2(b)(1)(vi).

Describe the parameters monitored and/or methods used to indicate performance of this control device.

R30-09500001-2012 Condition 5.2.4

ATTACHMENT G - Air Pollution Control Device Form

Control device ID number:	**List all emission units associated with this control device.**
C-405	*Department - Polymers 1* H-1025, H-1026, T-213, K-3, T-1399, T-1400, T-1841, T-205, T-218, T-224, T-394

Manufacturer:	**Model number:**	**Installation date:**
In house	NA	

Type of Air Pollution Control Device:

___ Baghouse/Fabric Filter ___ Venturi Scrubber ___ Multiclone

___ Carbon Bed Adsorber ___ Packed Tower Scrubber ___ Single Cyclone

___ Carbon Drum(s) X Other Wet Scrubber ___ Cyclone Bank

___ Catalytic Incinerator ___ Condenser ___ Settling Chamber

___ Thermal Incinerator ___ Flare ___ Other (describe) _____

___ Wet Plate Electrostatic Precipitator ___ Dry Plate Electrostatic Precipitator

List the pollutants for which this device is intended to control and the capture and control efficiencies.

Pollutant	Capture Efficiency	Control Efficiency
Volatile Organic Compounds	100 %	99.9 %
Hydrochloric Acid	100 %	99.9 %

Explain the characteristic design parameters of this control device (flow rates, pressure drops, number of bags, size, temperatures, etc.).

Water flow

Is this device subject to the CAM requirements of 40 C.F.R. 64? ___ Yes X No

If Yes, Complete ATTACHMENT H

If No, Provide justification. Continuous compliance determination method is in place per 40 C.F.R. §64.2(b)(1)(vi).

Describe the parameters monitored and/or methods used to indicate performance of this control device.

R30-09500001-2012 Condition 5.2.4

ATTACHMENT G - Air Pollution Control Device Form

Control device ID number:	List all emission units associated with this control device.
C-589	*Department - Polymers 1* C-538, F-751, F-755, H-1241, H-1602, H-1603, H-1604, H-1605, R-77, R-78, S-225, S-226, S-271

Manufacturer:	Model number:	Installation date:
In house	NA	

Type of Air Pollution Control Device:

___ Baghouse/Fabric Filter
___ Venturi Scrubber
___ Multiclone
___ Carbon Bed Adsorber
___ Packed Tower Scrubber
___ Single Cyclone
___ Carbon Drum(s)
X Other Wet Scrubber
___ Cyclone Bank
___ Catalytic Incinerator
___ Condenser
___ Settling Chamber
___ Thermal Incinerator
___ Flare
___ Other (describe) _____
___ Wet Plate Electrostatic Precipitator
___ Dry Plate Electrostatic Precipitator

List the pollutants for which this device is intended to control and the capture and control efficiencies.

Pollutant	Capture Efficiency	Control Efficiency
n-Hexane	100 %	99 %
Hydrochloric Acid	100 %	99.9 %

Explain the characteristic design parameters of this control device (flow rates, pressure drops, number of bags, size, temperatures, etc.).

Water flow

Is this device subject to the CAM requirements of 40 C.F.R. 64? ___ Yes X No

If Yes, Complete ATTACHMENT H

If No, Provide justification. Continuous compliance determination method is in place per 40 C.F.R. §64.2(b)(1)(vi).

Describe the parameters monitored and/or methods used to indicate performance of this control device.

R30-09500001-2012 Condition 5.2.1

ATTACHMENT G - Air Pollution Control Device Form

Control device ID number:	**List all emission units associated with this control device.**
EDA Scrubber	*Department - Polymers 1* T-1022

Manufacturer:	**Model number:**	**Installation date:**
In house	NA	

Type of Air Pollution Control Device:

___ Baghouse/Fabric Filter ___ Venturi Scrubber ___ Multiclone

___ Carbon Bed Adsorber ___ Packed Tower Scrubber ___ Single Cyclone

___ Carbon Drum(s) X Other Wet Scrubber ___ Cyclone Bank

___ Catalytic Incinerator ___ Condenser ___ Settling Chamber

___ Thermal Incinerator ___ Flare ___ Other (describe) _____

___ Wet Plate Electrostatic Precipitator ___ Dry Plate Electrostatic Precipitator

List the pollutants for which this device is intended to control and the capture and control efficiencies.

Pollutant	Capture Efficiency	Control Efficiency
Volatile Organic Compounds	100 %	99 %

Explain the characteristic design parameters of this control device (flow rates, pressure drops, number of bags, size, temperatures, etc.).

Is this device subject to the CAM requirements of 40 C.F.R. 64? ___ Yes X No

If Yes, Complete ATTACHMENT H

If No, Provide justification. Subject to no emission standard or limitation

Describe the parameters monitored and/or methods used to indicate performance of this control device.

ATTACHMENT G - Air Pollution Control Device Form

Control device ID number:	**List all emission units associated with this control device.**
S-157	*Department - Polymers 1* T-450 [T-3]

Manufacturer:	**Model number:**	**Installation date:**
In house	NA	

Type of Air Pollution Control Device:

___ Baghouse/Fabric Filter ___ Venturi Scrubber ___ Multiclone

___ Carbon Bed Adsorber ___ Packed Tower Scrubber ___ Single Cyclone

___ Carbon Drum(s) X Other Wet Scrubber ___ Cyclone Bank

___ Catalytic Incinerator ___ Condenser ___ Settling Chamber

___ Thermal Incinerator ___ Flare ___ Other (describe) _____

___ Wet Plate Electrostatic Precipitator ___ Dry Plate Electrostatic Precipitator

List the pollutants for which this device is intended to control and the capture and control efficiencies.

Pollutant	Capture Efficiency	Control Efficiency
Hydrochloric Acid	100 %	99.9 %

Explain the characteristic design parameters of this control device (flow rates, pressure drops, number of bags, size, temperatures, etc.).

Water flow

Is this device subject to the CAM requirements of 40 C.F.R. 64? ___ Yes X No

If Yes, Complete ATTACHMENT H

If No, Provide justification. Potential pre-control device emissions of the applicable regulated pollutant are less than 100 percent of the amount, in tons per year, required for a source to be classified as a major source, per 40 CFR 64.2(a)(3). HCl emissions from these operations would be very small, much below 1 ton/year.

Describe the parameters monitored and/or methods used to indicate performance of this control device.

R30-09500001-2012 Condition 5.2.4

ATTACHMENT G - Air Pollution Control Device Form

Control device ID number:	**List all emission units associated with this control device.**
S-240	*Department - Polymers 1* F-295, T-1663, T-297, T-298, T-573, T-577

Manufacturer:	**Model number:**	**Installation date:**
In house	NA	

Type of Air Pollution Control Device:

___ Baghouse/Fabric Filter ___ Venturi Scrubber ___ Multiclone

___ Carbon Bed Adsorber ___ Packed Tower Scrubber ___ Single Cyclone

___ Carbon Drum(s) X Other Wet Scrubber ___ Cyclone Bank

___ Catalytic Incinerator ___ Condenser ___ Settling Chamber

___ Thermal Incinerator ___ Flare ___ Other (describe) _____

___ Wet Plate Electrostatic Precipitator ___ Dry Plate Electrostatic Precipitator

List the pollutants for which this device is intended to control and the capture and control efficiencies.

Pollutant	Capture Efficiency	Control Efficiency
Methanol	100 %	99 %
Hydrochloric Acid	100 %	99.9 %
Toluene	100 %	90 %

Explain the characteristic design parameters of this control device (flow rates, pressure drops, number of bags, size, temperatures, etc.).

Subject to no emission standard or limitation

Is this device subject to the CAM requirements of 40 C.F.R. 64? ___ Yes X No

If Yes, Complete ATTACHMENT H

If No, Provide justification. Subject to no emission standard or limitation

Describe the parameters monitored and/or methods used to indicate performance of this control device.

ATTACHMENT G - Air Pollution Control Device Form

Control device ID number:	**List all emission units associated with this control device.**
S-272	*Department - Polymers 1* T-596, T-1023

Manufacturer:	**Model number:**	**Installation date:**
In house	NA	2008

Type of Air Pollution Control Device:

___ Baghouse/Fabric Filter ___ Venturi Scrubber ___ Multiclone

___ Carbon Bed Adsorber ___ Packed Tower Scrubber ___ Single Cyclone

___ Carbon Drum(s) X Other Wet Scrubber ___ Cyclone Bank

___ Catalytic Incinerator ___ Condenser ___ Settling Chamber

___ Thermal Incinerator ___ Flare ___ Other (describe) _____

___ Wet Plate Electrostatic Precipitator ___ Dry Plate Electrostatic Precipitator

List the pollutants for which this device is intended to control and the capture and control efficiencies.

Pollutant	Capture Efficiency	Control Efficiency
Methanol	100 %	99 %

Explain the characteristic design parameters of this control device (flow rates, pressure drops, number of bags, size, temperatures, etc.).

Water flow: 0.3 gpm

Is this device subject to the CAM requirements of 40 C.F.R. 64? ___ Yes X No

If Yes, Complete ATTACHMENT H

If No, Provide justification. Continuous compliance determination method is in place per 40 C.F.R. §64.2(b)(1)(vi).

Describe the parameters monitored and/or methods used to indicate performance of this control device.

R30-09500001-2012 Condition 5.2.7

ATTACHMENT G - Air Pollution Control Device Form

Control device ID number:	**List all emission units associated with this control device.**
C-426	*Department - Polymers II* K-83

Manufacturer:	**Model number:**	**Installation date:**
In house	NA	

Type of Air Pollution Control Device:

___ Baghouse/Fabric Filter ___ Venturi Scrubber ___ Multiclone

___ Carbon Bed Adsorber ___ Packed Tower Scrubber ___ Single Cyclone

___ Carbon Drum(s) X Other Wet Scrubber ___ Cyclone Bank

___ Catalytic Incinerator ___ Condenser ___ Settling Chamber

___ Thermal Incinerator ___ Flare ___ Other (describe) _____

___ Wet Plate Electrostatic Precipitator ___ Dry Plate Electrostatic Precipitator

List the pollutants for which this device is intended to control and the capture and control efficiencies.

Pollutant	Capture Efficiency	Control Efficiency
Toluene	100 %	10 %
Propionaldehyde	100 %	83 %
Xylene	100 %	10 %
Ethylbenzene	100 %	10 %
Methanol	100 %	99 %

Explain the characteristic design parameters of this control device (flow rates, pressure drops, number of bags, size, temperatures, etc.).

Water flow

Is this device subject to the CAM requirements of 40 C.F.R. 64? ___ Yes X No

If Yes, Complete ATTACHMENT H

If No, Provide justification. Potential pre-control device emissions of the applicable regulated pollutant are less than 100 percent of the amount, in tons per year, required for a source to be classified as a major source, per 40 CFR 64.2(a)(3). HCl emissions from these operations would be very small, very much below the Group 1 definition of a hydrogen halide and halogen batch process vent, which is 1000 lb/year of uncontrolled emissions.

Describe the parameters monitored and/or methods used to indicate performance of this control device.

ATTACHMENT G - Air Pollution Control Device Form

Control device ID number:	**List all emission units associated with this control device.**
E-1281	*Department - Polymers II* E-1554, R-85, R-86

Manufacturer:	**Model number:**	**Installation date:**
In house	NA	

Type of Air Pollution Control Device:

___ Baghouse/Fabric Filter
___ Venturi Scrubber
___ Multiclone
___ Carbon Bed Adsorber
___ Packed Tower Scrubber
___ Single Cyclone
___ Carbon Drum(s)
X Other Wet Scrubber
___ Cyclone Bank
___ Catalytic Incinerator
___ Condenser
___ Settling Chamber
___ Thermal Incinerator
___ Flare
___ Other (describe) _____
___ Wet Plate Electrostatic Precipitator
___ Dry Plate Electrostatic Precipitator

List the pollutants for which this device is intended to control and the capture and control efficiencies.

Pollutant	Capture Efficiency	Control Efficiency
Propionaldehyde	100 %	90 %

Explain the characteristic design parameters of this control device (flow rates, pressure drops, number of bags, size, temperatures, etc.).

Is this device subject to the CAM requirements of 40 C.F.R. 64? ___ Yes X No

If Yes, Complete ATTACHMENT H

If No, Provide justification. Potential pre-control device emissions of the applicable regulated pollutant are less than 100 percent of the amount, in tons per year, required for a source to be classified as a major source, per 40 CFR 64.2(a)(3). VOC pre-control PTE is 1 ton / year.

Describe the parameters monitored and/or methods used to indicate performance of this control device.

ATTACHMENT G - Air Pollution Control Device Form

Control device ID number:	**List all emission units associated with this control device.**
E-1442	*Department - Polymers II* C-252, E-1104, E-691, K-57

Manufacturer:	**Model number:**	**Installation date:**
In house	NA	

Type of Air Pollution Control Device:

___ Baghouse/Fabric Filter
___ Venturi Scrubber
___ Multiclone
___ Carbon Bed Adsorber
___ Packed Tower Scrubber
___ Single Cyclone
___ Carbon Drum(s)
X Other Wet Scrubber
___ Cyclone Bank
___ Catalytic Incinerator
___ Condenser
___ Settling Chamber
___ Thermal Incinerator
___ Flare
___ Other (describe) _____
___ Wet Plate Electrostatic Precipitator
___ Dry Plate Electrostatic Precipitator

List the pollutants for which this device is intended to control and the capture and control efficiencies.

Pollutant	Capture Efficiency	Control Efficiency
Toluene	100 %	10 %

Explain the characteristic design parameters of this control device (flow rates, pressure drops, number of bags, size, temperatures, etc.).

Water flow

Is this device subject to the CAM requirements of 40 C.F.R. 64? ___ Yes X No

If Yes, Complete ATTACHMENT H

If No, Provide justification. Potential pre-control device emissions of the applicable regulated pollutant are less than 100 percent of the amount, in tons per year, required for a source to be classified as a major source, per 40 CFR 64.2(a)(3). HCl emissions from these operations would be very small, very much below the Group 1 definition of a hydrogen halide and halogen batch process vent, which is 1000 lb/year of uncontrolled emissions.

Describe the parameters monitored and/or methods used to indicate performance of this control device.

ATTACHMENT G - Air Pollution Control Device Form

Control device ID number:	**List all emission units associated with this control device.**
E-1537	*Department - Polymers II* T-1849, T-1850

Manufacturer:	**Model number:**	**Installation date:**
In house	NA	

Type of Air Pollution Control Device:

___ Baghouse/Fabric Filter
___ Carbon Bed Adsorber
___ Carbon Drum(s)
___ Catalytic Incinerator
___ Thermal Incinerator
___ Wet Plate Electrostatic Precipitator
X Venturi Scrubber
___ Packed Tower Scrubber
___ Other Wet Scrubber
___ Condenser
___ Flare
___ Multiclone
___ Single Cyclone
___ Cyclone Bank
___ Settling Chamber
___ Other (describe) _____
___ Dry Plate Electrostatic Precipitator

List the pollutants for which this device is intended to control and the capture and control efficiencies.

Pollutant	Capture Efficiency	Control Efficiency
Volatile Organic Compounds	100 %	90 %

Explain the characteristic design parameters of this control device (flow rates, pressure drops, number of bags, size, temperatures, etc.).

Water flow

Is this device subject to the CAM requirements of 40 C.F.R. 64? ___ Yes X No

If Yes, Complete ATTACHMENT H

If No, Provide justification. Subject to no emission standard or limitation

Describe the parameters monitored and/or methods used to indicate performance of this control device.

ATTACHMENT G - Air Pollution Control Device Form

Control device ID number:	**List all emission units associated with this control device.**
E-2229	*Department - Polymers II* A-277, A-515, C-116, C-558, E-1455, E-531, E-572, H-494, T-1300, T-1726

Manufacturer:	**Model number:**	**Installation date:**
In house	NA	

Type of Air Pollution Control Device:

___ Baghouse/Fabric Filter ___ Venturi Scrubber ___ Multiclone

___ Carbon Bed Adsorber ___ Packed Tower Scrubber ___ Single Cyclone

___ Carbon Drum(s) X Other Wet Scrubber ___ Cyclone Bank

___ Catalytic Incinerator ___ Condenser ___ Settling Chamber

___ Thermal Incinerator ___ Flare ___ Other (describe) _____

___ Wet Plate Electrostatic Precipitator ___ Dry Plate Electrostatic Precipitator

List the pollutants for which this device is intended to control and the capture and control efficiencies.

Pollutant	Capture Efficiency	Control Efficiency
Hydrochloric Acid	100 %	99.9 %
Methanol	100 %	99.99 %
Methyl Chloride	100 %	99.99 %

Explain the characteristic design parameters of this control device (flow rates, pressure drops, number of bags, size, temperatures, etc.).

Firebox temperature: 1840F

Is this device subject to the CAM requirements of 40 C.F.R. 64? ___ Yes X No

If Yes, Complete ATTACHMENT H

If No, Provide justification. Continuous compliance determination method is in place per 40 C.F.R. §64.2(b)(1)(vi).

Describe the parameters monitored and/or methods used to indicate performance of this control device.

R30-09500001-2012 Condition 6.1.12

ATTACHMENT G - Air Pollution Control Device Form

Control device ID number:	**List all emission units associated with this control device.**
S-192	*Department - Polymers II* C-422, H-1062, K-84

Manufacturer:	**Model number:**	**Installation date:**
In house	NA	

Type of Air Pollution Control Device:

___ Baghouse/Fabric Filter
___ Venturi Scrubber
___ Multiclone
___ Carbon Bed Adsorber
___ Packed Tower Scrubber
___ Single Cyclone
___ Carbon Drum(s)
X Other Wet Scrubber
___ Cyclone Bank
___ Catalytic Incinerator
___ Condenser
___ Settling Chamber
___ Thermal Incinerator
___ Flare
___ Other (describe) _____
___ Wet Plate Electrostatic Precipitator
___ Dry Plate Electrostatic Precipitator

List the pollutants for which this device is intended to control and the capture and control efficiencies.

Pollutant	Capture Efficiency	Control Efficiency
Toluene	100 %	90 %
Propionaldehyde	100 %	99 %

Explain the characteristic design parameters of this control device (flow rates, pressure drops, number of bags, size, temperatures, etc.).

Water flow

Is this device subject to the CAM requirements of 40 C.F.R. 64? ___ Yes X No

If Yes, Complete ATTACHMENT H

If No, Provide justification. Potential pre-control device emissions of the applicable regulated pollutant are less than 100 percent of the amount, in tons per year, required for a source to be classified as a major source, per 40 CFR 64.2(a)(3). HCl emissions from these operations would be very small, very much below the Group 1 definition of a hydrogen halide and halogen batch process vent, which is 1000 lb/year of uncontrolled emissions.

Describe the parameters monitored and/or methods used to indicate performance of this control device.

ATTACHMENT G - Air Pollution Control Device Form

Control device ID number:	**List all emission units associated with this control device.**
S-248	*Department - Polymers II* A-277, A-515, C-116, C-558, E-1455, E-2229, E-531, E-572, H-494, T-1300, T-1726

Manufacturer:	**Model number:**	**Installation date:**
In house	NA	

Type of Air Pollution Control Device:

___ Baghouse/Fabric Filter ___ Venturi Scrubber ___ Multiclone

___ Carbon Bed Adsorber ___ Packed Tower Scrubber ___ Single Cyclone

___ Carbon Drum(s) X Other Wet Scrubber ___ Cyclone Bank

___ Catalytic Incinerator ___ Condenser ___ Settling Chamber

___ Thermal Incinerator ___ Flare ___ Other (describe) _____

___ Wet Plate Electrostatic Precipitator ___ Dry Plate Electrostatic Precipitator

List the pollutants for which this device is intended to control and the capture and control efficiencies.

Pollutant	Capture Efficiency	Control Efficiency
Hydrochloric Acid	100 %	90 %
Methanol	100 %	99 %

Explain the characteristic design parameters of this control device (flow rates, pressure drops, number of bags, size, temperatures, etc.).

Water flow: 7.9 gpm

Is this device subject to the CAM requirements of 40 C.F.R. 64? ___ Yes X No

If Yes, Complete ATTACHMENT H

If No, Provide justification. Continuous compliance determination method is in place per 40 C.F.R. §64.2(b)(1)(vi).

Describe the parameters monitored and/or methods used to indicate performance of this control device.

R30-09500001-2012 Condition 6.1.13

ATTACHMENT G - Air Pollution Control Device Form

Control device ID number:	**List all emission units associated with this control device.**
E-1353	*Department - Silanes* C-180, C-463, C-465, E-1321, E-1322, E-1355, E-1357, E-1358, E-709, H-1155, H-1156, H-1196, H-1197, H-571, H-572

Manufacturer:	**Model number:**	**Installation date:**
In house	NA	

Type of Air Pollution Control Device:

___ Baghouse/Fabric Filter ___ Venturi Scrubber ___ Multiclone

___ Carbon Bed Adsorber ___ Packed Tower Scrubber ___ Single Cyclone

___ Carbon Drum(s) ___ Other Wet Scrubber ___ Cyclone Bank

___ Catalytic Incinerator ___ Condenser ___ Settling Chamber

___ Thermal Incinerator X Flare ___ Other (describe) _____

___ Wet Plate Electrostatic Precipitator ___ Dry Plate Electrostatic Precipitator

List the pollutants for which this device is intended to control and the capture and control efficiencies.

Pollutant	Capture Efficiency	Control Efficiency
Volatile Organic Compounds	100 %	93.1 %

Explain the characteristic design parameters of this control device (flow rates, pressure drops, number of bags, size, temperatures, etc.).

Flare operating temperature: 260C

Is this device subject to the CAM requirements of 40 C.F.R. 64? ___ Yes X No

If Yes, Complete ATTACHMENT H

If No, Provide justification. Continuous compliance determination method is in place per 40 C.F.R. §64.2(b)(1)(vi).

Describe the parameters monitored and/or methods used to indicate performance of this control device.

R30-09500001-2012 Condition 4.2.1 - Attachment A

ATTACHMENT G - Air Pollution Control Device Form

Control device ID number:	List all emission units associated with this control device.
E-2322	*Department - Silanes* S-265, S-266, S-267, T-2052

Manufacturer:	Model number:	Installation date:
In house	NA	2006

Type of Air Pollution Control Device:

___ Baghouse/Fabric Filter ___ Venturi Scrubber ___ Multiclone

___ Carbon Bed Adsorber ___ Packed Tower Scrubber ___ Single Cyclone

___ Carbon Drum(s) ___ Other Wet Scrubber ___ Cyclone Bank

___ Catalytic Incinerator ___ Condenser ___ Settling Chamber

X Thermal Incinerator ___ Flare ___ Other (describe) _____

___ Wet Plate Electrostatic Precipitator ___ Dry Plate Electrostatic Precipitator

List the pollutants for which this device is intended to control and the capture and control efficiencies.

Pollutant	Capture Efficiency	Control Efficiency
Volatile Organic Compounds	100 %	99.9995 %
Ethyl Chloride	100 %	99.9995 %
Methanol	100 %	99.9995 %
Methyl Methacrylate	100 %	99.9995 %
Toluene	100 %	99.9995 %

Explain the characteristic design parameters of this control device (flow rates, pressure drops, number of bags, size, temperatures, etc.).

Firebox Temperature: 1700F

Is this device subject to the CAM requirements of 40 C.F.R. 64? ___ Yes X No

If Yes, Complete ATTACHMENT H

If No, Provide justification. Continuous compliance determination method is in place per 40 C.F.R. §64.2(b)(1)(vi).

Describe the parameters monitored and/or methods used to indicate performance of this control device.

R30-09500001-2012 Condition 4.2.1 - Attachment A

ATTACHMENT G - Air Pollution Control Device Form

Control device ID number:	List all emission units associated with this control device.
M-319	*Department - Silanes* M-319

Manufacturer:	Model number:	Installation date:
In house	NA	

Type of Air Pollution Control Device:

___ Baghouse/Fabric Filter ___ Venturi Scrubber ___ Multiclone

___ Carbon Bed Adsorber ___ Packed Tower Scrubber ___ Single Cyclone

___ Carbon Drum(s) ___ Other Wet Scrubber ___ Cyclone Bank

___ Catalytic Incinerator ___ Condenser ___ Settling Chamber

___ Thermal Incinerator ___ Flare X Other (describe) Cartridge Filter

___ Wet Plate Electrostatic Precipitator ___ Dry Plate Electrostatic Precipitator

List the pollutants for which this device is intended to control and the capture and control efficiencies.

Pollutant	Capture Efficiency	Control Efficiency
PM	95 %	99 %
PM10	95 %	99 %
PM2.5	95 %	99 %

Explain the characteristic design parameters of this control device (flow rates, pressure drops, number of bags, size, temperatures, etc.).

Visable Emissions Checks

Is this device subject to the CAM requirements of 40 C.F.R. 64? ___ Yes X No

If Yes, Complete ATTACHMENT H

If No, Provide justification. Potential pre-control device emissions are less than Title V major source levels, per §64.2(a)(3).

Describe the parameters monitored and/or methods used to indicate performance of this control device.

R30-09500001-2012 Condition 4.2.1 - Attachment A

ATTACHMENT G - Air Pollution Control Device Form

Control device ID number:	**List all emission units associated with this control device.**
M-320	*Department - Silanes* M-320

Manufacturer:	**Model number:**	**Installation date:**
In house	NA	

Type of Air Pollution Control Device:

X Baghouse/Fabric Filter	___ Venturi Scrubber	___ Multiclone
___ Carbon Bed Adsorber	___ Packed Tower Scrubber	___ Single Cyclone
___ Carbon Drum(s)	___ Other Wet Scrubber	___ Cyclone Bank
___ Catalytic Incinerator	___ Condenser	___ Settling Chamber
___ Thermal Incinerator	___ Flare	___ Other (describe) _____
___ Wet Plate Electrostatic Precipitator		___ Dry Plate Electrostatic Precipitator

List the pollutants for which this device is intended to control and the capture and control efficiencies.

Pollutant	Capture Efficiency	Control Efficiency
PM	95 %	99 %
PM10	95 %	99 %
PM2.5	95 %	99 %

Explain the characteristic design parameters of this control device (flow rates, pressure drops, number of bags, size, temperatures, etc.).

Pressure drop

Is this device subject to the CAM requirements of 40 C.F.R. 64? ___ Yes X No

If Yes, Complete ATTACHMENT H

If No, Provide justification. Continuous compliance determination method is in place per 40 C.F.R. §64.2(b)(1)(vi).

Describe the parameters monitored and/or methods used to indicate performance of this control device.

R30-09500001-2012 Condition 4.2.1 - Attachment A

ATTACHMENT G - Air Pollution Control Device Form

Control device ID number:	List all emission units associated with this control device.
S-137	*Department - Silanes* F-370, F-371, F-655, F-658, FT-14, H-699, K-62, K-63, K-65, T-1078, T-1079, T-1080, T-1081, T-1082, T-1097, T-1110, T-1111, T-1112, T-1128, T-1138, T-1139, T-1147, T-1148, T-1151, T-1241, T-1998, T-2000, T-2001

Manufacturer:	Model number:	Installation date:
In house	NA	

Type of Air Pollution Control Device:

___ Baghouse/Fabric Filter
___ Venturi Scrubber
___ Multiclone
___ Carbon Bed Adsorber
___ Packed Tower Scrubber
___ Single Cyclone
___ Carbon Drum(s)
X Other Wet Scrubber
___ Cyclone Bank
___ Catalytic Incinerator
___ Condenser
___ Settling Chamber
___ Thermal Incinerator
___ Flare
___ Other (describe) _____
___ Wet Plate Electrostatic Precipitator
___ Dry Plate Electrostatic Precipitator

List the pollutants for which this device is intended to control and the capture and control efficiencies.

Pollutant	Capture Efficiency	Control Efficiency
Hydrochloric Acid	100 %	99.9 %
Methanol	100 %	99 %
Toluene	100 %	90 %

Explain the characteristic design parameters of this control device (flow rates, pressure drops, number of bags, size, temperatures, etc.).

Recycle water flow: 150 and make-up water flow: 4 gpm

Is this device subject to the CAM requirements of 40 C.F.R. 64? ___ Yes X No

If Yes, Complete ATTACHMENT H

If No, Provide justification. Continuous compliance determination method is in place per 40 C.F.R. §64.2(b)(1)(vi).

Describe the parameters monitored and/or methods used to indicate performance of this control device.

R30-09500001-2012 Condition 4.2.1 - Attachment A

ATTACHMENT G - Air Pollution Control Device Form

Control device ID number:	**List all emission units associated with this control device.**
S-171	*Department - Silanes* F-458, K-45, S-262, T-1337, T-304, T-575, T-632, T-633, T-681, T-686

Manufacturer:	**Model number:**	**Installation date:**
In house	NA	

Type of Air Pollution Control Device:

___ Baghouse/Fabric Filter ___ Venturi Scrubber ___ Multiclone

___ Carbon Bed Adsorber ___ Packed Tower Scrubber ___ Single Cyclone

___ Carbon Drum(s) X Other Wet Scrubber ___ Cyclone Bank

___ Catalytic Incinerator ___ Condenser ___ Settling Chamber

___ Thermal Incinerator ___ Flare ___ Other (describe) _____

___ Wet Plate Electrostatic Precipitator ___ Dry Plate Electrostatic Precipitator

List the pollutants for which this device is intended to control and the capture and control efficiencies.

Pollutant	Capture Efficiency	Control Efficiency
Toluene	100 %	90 %

Explain the characteristic design parameters of this control device (flow rates, pressure drops, number of bags, size, temperatures, etc.).

Make-up water flow: 25 gpm

Is this device subject to the CAM requirements of 40 C.F.R. 64? ___ Yes X No

If Yes, Complete ATTACHMENT H

If No, Provide justification. Continuous compliance determination method is in place per 40 C.F.R. §64.2(b)(1)(vi).

Describe the parameters monitored and/or methods used to indicate performance of this control device.

R30-09500001-2012 Condition 4.2.1 - Attachment A

ATTACHMENT G - Air Pollution Control Device Form

Control device ID number:	**List all emission units associated with this control device.**
S-174	*Department - Silanes* C-374/501, C-375/502, E-1381, H-114, H-116, H-1169, H-1181, H-1207, H-1208, H-122, H-1228, H-1229, H-123, H-124,H-1248, H-125, H-501, H-502 , H-503, H-504, H-907, H-919, H-920, K-17, S-101, S-102, S-19, S-21, S-219, S-22, T-100, T-1126, T-1127, T-1210, T-1240, T-1246, T-1640, T-169, T-173, T-175, T-178, T-180, T-1839, T-192, T-614, T-62, T-63, T-682, T-76, T-773, T-79, T-805, T-806, T-809, T-812, T-817, T-828, T-895, T-902, T-902, T-94, T-95, T-953, T-96, T-982, T-99

Manufacturer:	**Model number:**	**Installation date:**
In house	NA	

Type of Air Pollution Control Device:

___ Baghouse/Fabric Filter ___ Venturi Scrubber ___ Multiclone

___ Carbon Bed Adsorber ___ Packed Tower Scrubber ___ Single Cyclone

___ Carbon Drum(s) X Other Wet Scrubber ___ Cyclone Bank

___ Catalytic Incinerator ___ Condenser ___ Settling Chamber

___ Thermal Incinerator ___ Flare ___ Other (describe) _____

___ Wet Plate Electrostatic Precipitator ___ Dry Plate Electrostatic Precipitator

List the pollutants for which this device is intended to control and the capture and control efficiencies.

Pollutant	Capture Efficiency	Control Efficiency
Methanol	100 %	99 %
Toluene	100 %	90 %

Explain the characteristic design parameters of this control device (flow rates, pressure drops, number of bags, size, temperatures, etc.).

Make-up water flow: 65 gpm

Is this device subject to the CAM requirements of 40 C.F.R. 64? ___ Yes X No

If Yes, Complete ATTACHMENT H

If No, Provide justification. Continuous compliance determination method is in place per 40 C.F.R. §64.2(b)(1)(vi).

Describe the parameters monitored and/or methods used to indicate performance of this control device.

R30-09500001-2012 Condition 4.2.1 - Attachment A

ATTACHMENT G - Air Pollution Control Device Form

Control device ID number:	List all emission units associated with this control device.
S-196	*Department - Silanes* C-434, C-435, C-555, C-556, E-1202, E-1203, E-1549, E-2209, H-1084, H-1107, H-1108, H-114, H-116, H-122, H-1228, H-1229, H-123, H-1248, H-1276, H-1277, H-1278, H-1279, S-19, S-194, S-21, T-1083, T-1086, T-1087, T-1118, T-136, T-1473, T-1476, T-1526, T-1647, T-165, T-1659, T-1660, T-1789, T-1790, T-1791, T-1797, T-1798, T-1864, T-1882, T-1883, T-79

Manufacturer:	Model number:	Installation date:
In house	NA	

Type of Air Pollution Control Device:

___ Baghouse/Fabric Filter
___ Venturi Scrubber
___ Multiclone
___ Carbon Bed Adsorber
___ Packed Tower Scrubber
___ Single Cyclone
___ Carbon Drum(s)
X Other Wet Scrubber
___ Cyclone Bank
___ Catalytic Incinerator
___ Condenser
___ Settling Chamber
___ Thermal Incinerator
___ Flare
___ Other (describe) _____
___ Wet Plate Electrostatic Precipitator
___ Dry Plate Electrostatic Precipitator

List the pollutants for which this device is intended to control and the capture and control efficiencies.

Pollutant	Capture Efficiency	Control Efficiency
Acryonitrile	100 %	99 %
Toluene	100 %	90 %

Explain the characteristic design parameters of this control device (flow rates, pressure drops, number of bags, size, temperatures, etc.).

Make-up water flow - 25 gpm

Is this device subject to the CAM requirements of 40 C.F.R. 64? ___ Yes X No

If Yes, Complete ATTACHMENT H

If No, Provide justification. Continuous compliance determination method is in place per 40 C.F.R. §64.2(b)(1)(vi).

Describe the parameters monitored and/or methods used to indicate performance of this control device.

R30-09500001-2012 Condition 4.2.1 - Attachment A

ATTACHMENT G - Air Pollution Control Device Form

Control device ID number:	**List all emission units associated with this control device.**
S-197	*Department - Silanes* C-432, C-433, C-436, C-437, E-1182, E-1223, E-1351, E-1496, H-1077, H-1078, H-1079, H-1080, H-1081, H-1082, H-1083, H-1085, H-114, H-116, H-122, H-1228, H-1229, H-123, H-1248, K-65, R-63, R-64, R-65, S-19, S-193, S-21, T-1083, T-1118, T-1137, T-136, T-1472, T-1477, T-1478, T-1523, T-1525, T-1527, T-1534, T-1644, T-1645, T-165, T-1655, T-1789, T-1790, T-1791, T-1797, T-1798, T-2024, T-79

Manufacturer:	**Model number:**	**Installation date:**
In house	NA	

Type of Air Pollution Control Device:

___ Baghouse/Fabric Filter ___ Venturi Scrubber ___ Multiclone

___ Carbon Bed Adsorber ___ Packed Tower Scrubber ___ Single Cyclone

___ Carbon Drum(s) X Other Wet Scrubber ___ Cyclone Bank

___ Catalytic Incinerator ___ Condenser ___ Settling Chamber

___ Thermal Incinerator ___ Flare ___ Other (describe) _____

___ Wet Plate Electrostatic Precipitator ___ Dry Plate Electrostatic Precipitator

List the pollutants for which this device is intended to control and the capture and control efficiencies.

Pollutant	Capture Efficiency	Control Efficiency
Toluene	100 %	90 %

Explain the characteristic design parameters of this control device (flow rates, pressure drops, number of bags, size, temperatures, etc.).

Inlet scrubbing liquor temperature: <20C and make-up water flow: 7 gpm

Is this device subject to the CAM requirements of 40 C.F.R. 64? ___ Yes X No

If Yes, Complete ATTACHMENT H

If No, Provide justification. Continuous compliance determination method is in place per 40 C.F.R. §64.2(b)(1)(vi).

Describe the parameters monitored and/or methods used to indicate performance of this control device.

R30-09500001-2012 Condition 4.2.1 - Attachment A

ATTACHMENT G - Air Pollution Control Device Form

Control device ID number:	**List all emission units associated with this control device.**
S-205	*Department - Silanes* C-180, C-463, C-465, E-1321, E-1322, E-1355, E-1357, E-1358, E-709, H-1155, H-1156, H-1196, H-1197, H-571, H-572

Manufacturer:	**Model number:**	**Installation date:**
In house	NA	

Type of Air Pollution Control Device:

___ Baghouse/Fabric Filter ___ Venturi Scrubber ___ Multiclone

___ Carbon Bed Adsorber ___ Packed Tower Scrubber ___ Single Cyclone

___ Carbon Drum(s) ___ Other Wet Scrubber ___ Cyclone Bank

___ Catalytic Incinerator ___ Condenser ___ Settling Chamber

___ Thermal Incinerator ___ Flare X Other (describe) Caustic Scrubber

___ Wet Plate Electrostatic Precipitator ___ Dry Plate Electrostatic Precipitator

List the pollutants for which this device is intended to control and the capture and control efficiencies.

Pollutant	Capture Efficiency	Control Efficiency
Controls no regulated pollutants		

Explain the characteristic design parameters of this control device (flow rates, pressure drops, number of bags, size, temperatures, etc.).

Caustic charge level

Is this device subject to the CAM requirements of 40 C.F.R. 64? ___ Yes X No

If Yes, Complete ATTACHMENT H

If No, Provide justification. Potential pre-control device emissions of the applicable regulated pollutant are less than 100 percent of the amount, in tons per year, required for a source to be classified as a major source, per 40 CFR 64.2(a)(3). Control device receives no pre-control regulated pollutants for which there is an emission standard or limitation. (Receives chlorosilanes which yield HCl within the control device.)

Describe the parameters monitored and/or methods used to indicate performance of this control device.

R30-09500001-2012 Condition 4.2.1 - Attachment A

ATTACHMENT G - Air Pollution Control Device Form

Control device ID number:	**List all emission units associated with this control device.**
S-223	*Department - Silanes* E-1452, E-1453, E-1454, H-1215, H-1216, H-1217, H-1218, R-74, R-75, S-220, S-221

Manufacturer:	**Model number:**	**Installation date:**
In house	NA	

Type of Air Pollution Control Device:

___ Baghouse/Fabric Filter ___ Venturi Scrubber ___ Multiclone

___ Carbon Bed Adsorber ___ Packed Tower Scrubber ___ Single Cyclone

___ Carbon Drum(s) X Other Wet Scrubber ___ Cyclone Bank

___ Catalytic Incinerator ___ Condenser ___ Settling Chamber

___ Thermal Incinerator ___ Flare ___ Other (describe) _____

___ Wet Plate Electrostatic Precipitator ___ Dry Plate Electrostatic Precipitator

List the pollutants for which this device is intended to control and the capture and control efficiencies.

Pollutant	Capture Efficiency	Control Efficiency
Hydrochloric Acid	100 %	99 %
Methanol	100 %	99 %
Toluene	100 %	90 %

Explain the characteristic design parameters of this control device (flow rates, pressure drops, number of bags, size, temperatures, etc.).

Make-up water flow: 65 gpm

Is this device subject to the CAM requirements of 40 C.F.R. 64? ___ Yes X No

If Yes, Complete ATTACHMENT H

If No, Provide justification. Continuous compliance determination method is in place per 40 C.F.R. §64.2(b)(1)(vi).

Describe the parameters monitored and/or methods used to indicate performance of this control device.

R30-09500001-2012 Condition 4.2.1 - Attachment A

ATTACHMENT G - Air Pollution Control Device Form

Control device ID number:	**List all emission units associated with this control device.**
S-224	*Department - Silanes* E-1422, E-1424, E-1425, E-1439, E-1452, E-1453, E-1454, F-698, F-699, H-1202, H-1203, H-1205, H-1206, H-1212, H-1215, H-1216, H-1217, H-1218, R-74, R-75, S-215, S-220, S-221, S-263, T-1707, T-1708, T-1709, T-1740, T-1741, T-1742, T-1743, T-1744, T-1749, T-1754, T-1756, T-1758, T-1759, T-1761, T-1762, T-1763, T-1765, T-1767, T-1768, T-1801, T-1804, T-1805, T-1806, T-1807, T-1808, T-1809

Manufacturer:	**Model number:**	**Installation date:**
In house	NA	

Type of Air Pollution Control Device:

___ Baghouse/Fabric Filter ___ Venturi Scrubber ___ Multiclone

___ Carbon Bed Adsorber ___ Packed Tower Scrubber ___ Single Cyclone

___ Carbon Drum(s) X Other Wet Scrubber ___ Cyclone Bank

___ Catalytic Incinerator ___ Condenser ___ Settling Chamber

___ Thermal Incinerator ___ Flare ___ Other (describe) _____

___ Wet Plate Electrostatic Precipitator ___ Dry Plate Electrostatic Precipitator

List the pollutants for which this device is intended to control and the capture and control efficiencies.

Pollutant	Capture Efficiency	Control Efficiency
Methanol	100 %	99 %

Explain the characteristic design parameters of this control device (flow rates, pressure drops, number of bags, size, temperatures, etc.).

Recycle water flow: 250 gpm and make-up water flow: 40 gpm

Is this device subject to the CAM requirements of 40 C.F.R. 64? ___ Yes X No

If Yes, Complete ATTACHMENT H

If No, Provide justification. Continuous compliance determination method is in place per 40 C.F.R. §64.2(b)(1)(vi).

Describe the parameters monitored and/or methods used to indicate performance of this control device.

R30-09500001-2012 Condition 4.2.1 - Attachment A

ATTACHMENT G - Air Pollution Control Device Form

Control device ID number:	**List all emission units associated with this control device.**
S-257	*Department - Silanes* C-570, C-571, C-575, E-2264, E-2296, H-1318, H-1319, H-1324, H-1325, H-1326, H-1328, H-1329, H-1335, H-1336, H-1337, H-1339, H-1340, H-1357, R-100, R-101, R-102, R-103, R-104, R-106, R-98, R-99, S-254, T-1944, T-1945, T-1946, T-1947, T-1948, T-1950, T-1951, T-1952, T-1953, T-1954, T-1959, T-1960, T-1962, T-2005, T-2021, T-2022, T-2023

Manufacturer:	**Model number:**	**Installation date:**
In house	NA	

Type of Air Pollution Control Device:

___ Baghouse/Fabric Filter ___ Venturi Scrubber ___ Multiclone

___ Carbon Bed Adsorber ___ Packed Tower Scrubber ___ Single Cyclone

___ Carbon Drum(s) X Other Wet Scrubber ___ Cyclone Bank

___ Catalytic Incinerator ___ Condenser ___ Settling Chamber

___ Thermal Incinerator ___ Flare ___ Other (describe) _____

___ Wet Plate Electrostatic Precipitator ___ Dry Plate Electrostatic Precipitator

List the pollutants for which this device is intended to control and the capture and control efficiencies.

Pollutant	Capture Efficiency	Control Efficiency
Methanol	100 %	99.9 %
Toluene	100 %	90 %

Explain the characteristic design parameters of this control device (flow rates, pressure drops, number of bags, size, temperatures, etc.).

Recycle water flow: 200 gpm

Is this device subject to the CAM requirements of 40 C.F.R. 64? ___ Yes X No

If Yes, Complete ATTACHMENT H

If No, Provide justification. Continuous compliance determination method is in place per 40 C.F.R. §64.2(b)(1)(vi).

Describe the parameters monitored and/or methods used to indicate performance of this control device.

R30-09500001-2012 Condition 4.2.1 - Attachment A

ATTACHMENT G - Air Pollution Control Device Form

Control device ID number:	**List all emission units associated with this control device.**
S-260	*Department - Silanes* H-1320, H-1321, H-1322, H-1323, R-98, R-99, S-253

Manufacturer:	**Model number:**	**Installation date:**
In house	NA	

Type of Air Pollution Control Device:

___ Baghouse/Fabric Filter ___ Venturi Scrubber ___ Multiclone

___ Carbon Bed Adsorber ___ Packed Tower Scrubber ___ Single Cyclone

___ Carbon Drum(s) X Other Wet Scrubber ___ Cyclone Bank

___ Catalytic Incinerator ___ Condenser ___ Settling Chamber

___ Thermal Incinerator ___ Flare ___ Other (describe) _____

___ Wet Plate Electrostatic Precipitator ___ Dry Plate Electrostatic Precipitator

List the pollutants for which this device is intended to control and the capture and control efficiencies.

Pollutant	Capture Efficiency	Control Efficiency
Methanol	100 %	99.9 %
Toluene	100 %	90 %

Explain the characteristic design parameters of this control device (flow rates, pressure drops, number of bags, size, temperatures, etc.).

Recycle water flow - 60 gpm and make-up water flow - 32.4 gpm

Is this device subject to the CAM requirements of 40 C.F.R. 64? ___ Yes X No

If Yes, Complete ATTACHMENT H

If No, Provide justification. Continuous compliance determination method is in place per 40 C.F.R. §64.2(b)(1)(vi).

Describe the parameters monitored and/or methods used to indicate performance of this control device.

R30-09500001-2012 Condition 4.2.1 - Attachment A

ATTACHMENT G - Air Pollution Control Device Form

Control device ID number:	List all emission units associated with this control device.
S-132	*Department - Silanes* H-1336, R-101, R-104, T-1084, T-1085, T-1088, T-1089, T-1090, T-1091, T-1092, T-1093, T-1094, T-1095, T-1096, T-1115, T-1116, T-1117, T-1119, T-1120, T-1123, T-1131, T-1132, T-1134, T-1140, T-1141, T-1146, T-1760, T-1769, T-1770

Manufacturer:	Model number:	Installation date:
In house	NA	

Type of Air Pollution Control Device:

___ Baghouse/Fabric Filter
___ Venturi Scrubber
___ Multiclone
___ Carbon Bed Adsorber
___ Packed Tower Scrubber
___ Single Cyclone
___ Carbon Drum(s)
X Other Wet Scrubber
___ Cyclone Bank
___ Catalytic Incinerator
___ Condenser
___ Settling Chamber
___ Thermal Incinerator
___ Flare
___ Other (describe) _____
___ Wet Plate Electrostatic Precipitator
___ Dry Plate Electrostatic Precipitator

List the pollutants for which this device is intended to control and the capture and control efficiencies.

Pollutant	Capture Efficiency	Control Efficiency
Hydrochloric Acid	100 %	99.9 %
Methanol	100 %	99 %
Toluene	100 %	90 %

Explain the characteristic design parameters of this control device (flow rates, pressure drops, number of bags, size, temperatures, etc.).

Recycle water flow: 150 gpm and make-up water flow: 1.6 gpm

Is this device subject to the CAM requirements of 40 C.F.R. 64? ___ Yes X No

If Yes, Complete ATTACHMENT H

If No, Provide justification. Continuous compliance determination method is in place per 40 C.F.R. §64.2(b)(1)(vi).

Describe the parameters monitored and/or methods used to indicate performance of this control device.

R30-09500001-2012 Condition 4.2.1 - Attachment A

ATTACHMENT G - Air Pollution Control Device Form

Control device ID number:	List all emission units associated with this control device.
S-203	*Department - Silanes* H-1337, R-102, R-103, T-101, T-102, T-103, T-104, T-105, T-106, T-107, T-108, T-109, T-1102, T-142, T-143, T-144, T-146, T-147, T-148, T-149, T-150, T-151, T-152, T-153, T-154, T-155, T-156, T-157, T-158, T-159, T-161, T-162, T-163, T-1764, T-493, T-494, T-558, T-589, T-590, T-591, T-680, T-80, T-923, T-924, T-925, T-926, T-927

Manufacturer:	Model number:	Installation date:
In house	NA	

Type of Air Pollution Control Device:

___ Baghouse/Fabric Filter
___ Venturi Scrubber
___ Multiclone
___ Carbon Bed Adsorber
___ Packed Tower Scrubber
___ Single Cyclone
___ Carbon Drum(s)
X Other Wet Scrubber
___ Cyclone Bank
___ Catalytic Incinerator
___ Condenser
___ Settling Chamber
___ Thermal Incinerator
___ Flare
___ Other (describe) _____
___ Wet Plate Electrostatic Precipitator
___ Dry Plate Electrostatic Precipitator

List the pollutants for which this device is intended to control and the capture and control efficiencies.

Pollutant	Capture Efficiency	Control Efficiency
Methanol	100 %	99 %
Toluene	100 %	90 %

Explain the characteristic design parameters of this control device (flow rates, pressure drops, number of bags, size, temperatures, etc.).

Make-up water flow: 220 gpm

Is this device subject to the CAM requirements of 40 C.F.R. 64? ___ Yes X No

If Yes, Complete ATTACHMENT H

If No, Provide justification. Potential pre-control device emissions of the applicable regulated pollutant are less than 100 percent of the amount, in tons per year, required for a source to be classified as a major source, per 40 CFR 64.2(a)(3). Control device receives no pre-control regulated pollutants for which there is an emission standard or limitation. (Receives chlorosilanes which yield HCl within the control device.)

Describe the parameters monitored and/or methods used to indicate performance of this control device.

R30-09500001-2012 Condition 4.2.1 - Attachment A

ATTACHMENT G - Air Pollution Control Device Form

Control device ID number:	**List all emission units associated with this control device.**
S-270	*Department - Silanes* E-2322

Manufacturer:	**Model number:**	**Installation date:**
In house	NA	

Type of Air Pollution Control Device:

___ Baghouse/Fabric Filter ___ Venturi Scrubber ___ Multiclone

___ Carbon Bed Adsorber ___ Packed Tower Scrubber ___ Single Cyclone

___ Carbon Drum(s) ___ Other Wet Scrubber ___ Cyclone Bank

___ Catalytic Incinerator ___ Condenser ___ Settling Chamber

___ Thermal Incinerator ___ Flare X Other (describe) Caustic Scrubber

___ Wet Plate Electrostatic Precipitator ___ Dry Plate Electrostatic Precipitator

List the pollutants for which this device is intended to control and the capture and control efficiencies.

Pollutant	Capture Efficiency	Control Efficiency
Hydrochloric Acid	100 %	99.9 %

Explain the characteristic design parameters of this control device (flow rates, pressure drops, number of bags, size, temperatures, etc.).

pH > 8.9, recycle water flow: 62.4 gpm, and make-up water flow: 7.1 gpm

Is this device subject to the CAM requirements of 40 C.F.R. 64? ___ Yes X No

If Yes, Complete ATTACHMENT H

If No, Provide justification. Continuous compliance determination method is in place per 40 C.F.R. §64.2(b)(1)(vi).

Describe the parameters monitored and/or methods used to indicate performance of this control device.

R30-09500001-2012 Condition 4.2.1 - Attachment A