

Transportation & Industrial
DuPont Washington Works
8480 DuPont Road, Bldg. 24
P.O. Box 2800
8480 DuPont Rd
Washington, WV 26181-2800



May 14, 2020

SUBMITTED BY EMAIL

Laura M. Crowder, Director
Division of Air Quality
West Virginia Department Environmental Protection
601 57th Street, S.E.
Charleston, WV 25304

**RE: Title V Permit 10700001-2015 (Part 8 of 14) Renewal Application – DuPont
Washington Works, Specialty Compounding Division (SCD)**

Dear Ms. Crowder:

Accompanying this letter is the required Title V Renewal Application for the Specialty Compounding Division (SCD) (Part 8 of 14) for the DuPont Washington Works facility. The renewal application is based on the existing Title V Permit.

The application documents contain the required original signature in blue ink.

Should you have any questions about the documents, please contact the preparer of the package, Robert Keatley, at (304) 863-2803 or at Robert.L.Keatley@DuPont.com.

Very truly yours,

A handwritten signature in blue ink that reads "Ryan Birge". The signature is written in a cursive, flowing style.

Ryan Birge
EHS Manager
DuPont Washington Works

Enclosure

CC: Carrie McCumbers, DAQ Title V Program Manager (email)



WEST VIRGINIA DEPARTMENT OF ENVIRONMENTAL PROTECTION

DIVISION OF AIR QUALITY

601 57th Street SE
Charleston, WV 25304
Phone: (304) 926-0475

www.dep.wv.gov/daq

INITIAL/RENEWAL TITLE V PERMIT APPLICATION - GENERAL FORMS

Section 1: General Information

Form with 10 numbered sections: 1. Name of Applicant, 2. Facility Name or Location, 3. DAQ Plant ID No., 4. Federal Employer ID No. (FEIN), 5. Permit Application Type, 6. Type of Business Entity, 7. Is the Applicant the..., 8. Number of onsite employees, 9. Governmental Code, 10. Business Confidentiality Claims.

11. Mailing Address		
Street or P.O. Box: P. O. Box 2800		
City: Washington	State: WV	Zip: 26181-2800
Telephone Number: (304) 863-4240 (gate)	Fax Number: (304) 863-2190	

12. Facility Location		
Street: 8480 DuPont Road, Bldg. 24	City: Washington	County: Wood
UTM Easting: 442.368 km	UTM Northing: 4,346.679 km	Zone: <input checked="" type="checkbox"/> 17 or <input type="checkbox"/> 18
<p>Directions: From I-77 take the Route 50 bypass around Parkersburg towards Ohio. At the last exit prior to the bridge, exit from the route 50 Bypass on to DuPont Road. At the light turn left on DuPont road. Approximately ½ mile from the turn you will see the Site on your right and be approaching the exit from the road for the main gate to the facility.</p>		
<p>Portable Source? <input type="checkbox"/> Yes <input checked="" type="checkbox"/> No</p>		
<p>Is facility located within a nonattainment area? <input type="checkbox"/> Yes <input checked="" type="checkbox"/> No</p>		<p>If yes, for what air pollutants?</p>
<p>Is facility located within 50 miles of another state? <input checked="" type="checkbox"/> Yes <input type="checkbox"/> No No</p>		<p>If yes, name the affected state(s). Ohio</p>
<p>Is facility located within 100 km of a Class I Area¹? <input type="checkbox"/> Yes <input checked="" type="checkbox"/> No</p> <p>If no, do emissions impact a Class I Area¹? <input type="checkbox"/> Yes <input checked="" type="checkbox"/> No</p>		<p>If yes, name the area(s).</p>
<p>¹ Class I areas include Dolly Sods and Otter Creek Wilderness Areas in West Virginia, and Shenandoah National Park and James River Face Wilderness Area in Virginia.</p>		

13. Contact Information			
Responsible Official: John Kovaleski		Title: Plant Manager	
Street or P.O. Box: 8480 DuPont Road, Bldg. 24			
City: Washington	State: WV	Zip: 26181-2800	
Telephone Number: (304) 863-2121		Fax Number: (304) 863-2190	
E-mail address: John.Kovaleski@DuPont.com			
Environmental Contact: Ryan A. Birge		Title: EHS Manager	
Street or P.O. Box: 8480 DuPont Road, Bldg. 24			
City: Washington	State: WV	Zip: 26181-2800	
Telephone Number: (304) 863-2463		Fax Number: (304) 863-2190	
E-mail address: Ryan.A.Birge@DuPont.com			
Application Preparer: Robert Keatley		Title: EHS Senior Consultant	
Company: DuPont Specialty Products USA, LLC.			
Street or P.O. Box: 8480 DuPont Road, Bldg. 24			
City: Washington	State: WV	Zip: 26181-2800	
Telephone Number: (304) 863-2803		Fax Number: (304) 863-2190	
E-mail address: Robert.L.Keatley@DuPont.com			

14. Facility Description			
List all processes, products, NAICS and SIC codes for normal operation, in order of priority. Also list any process, products, NAICS and SIC codes associated with any alternative operating scenarios if different from those listed for normal operation.			
Process	Products	NAICS	SIC
Plastics and resins	Compounded Plastics and resins	325211	2821

Provide a general description of operations.

Raw materials in the form of plastics resins, modifiers, fillers and colorants are collected and processed on plastic compounding machines. The base resin is heated and melted, then the modifiers, fillers and colorants are added to the melted resin. The pellets are then dried, blended and packaged for shipment to final consumers.

15. Provide an **Area Map** showing plant location as **ATTACHMENT A**.

16. Provide a **Plot Plan(s)**, e.g. scaled map(s) and/or sketch(es) showing the location of the property on which the stationary source(s) is located as **ATTACHMENT B**. For instructions, refer to "Plot Plan - Guidelines."

17. Provide a detailed **Process Flow Diagram(s)** showing each process or emissions unit as **ATTACHMENT C**. Process Flow Diagrams should show all emission units, control equipment, emission points, and their relationships.

Section 2: Applicable Requirements

18. Applicable Requirements Summary	
Instructions: Mark all applicable requirements.	
<input checked="" type="checkbox"/> SIP	<input type="checkbox"/> FIP
<input checked="" type="checkbox"/> Minor source NSR (45CSR13)	<input type="checkbox"/> PSD (45CSR14)
<input type="checkbox"/> NESHAP (45CSR34)	<input type="checkbox"/> Nonattainment NSR (45CSR19)
<input type="checkbox"/> Section 111 NSPS	<input type="checkbox"/> Section 112(d) MACT standards
<input type="checkbox"/> Section 112(g) Case-by-case MACT	<input type="checkbox"/> 112(r) RMP
<input type="checkbox"/> Section 112(i) Early reduction of HAP	<input type="checkbox"/> Consumer/commercial prod. reqts., section 183(e)
<input type="checkbox"/> Section 129 Standards/Reqts.	<input type="checkbox"/> Stratospheric ozone (Title VI)
<input type="checkbox"/> Tank vessel reqt., section 183(f)	<input type="checkbox"/> Emissions cap 45CSR§30-2.6.1
<input type="checkbox"/> NAAQS, increments or visibility (temp. sources)	<input checked="" type="checkbox"/> 45CSR27 State enforceable only rule
<input type="checkbox"/> 45CSR4 State enforceable only rule	<input type="checkbox"/> Acid Rain (Title IV, 45CSR33)
<input type="checkbox"/> Emissions Trading and Banking (45CSR28)	<input type="checkbox"/> Compliance Assurance Monitoring (40CFR64)
<input type="checkbox"/> CAIR NO _x Annual Trading Program (45CSR39)	<input type="checkbox"/> CAIR NO _x Ozone Season Trading Program (45CSR40)
<input type="checkbox"/> CAIR SO ₂ Trading Program (45CSR41)	

19. Non Applicability Determinations

List all requirements which the source has determined not applicable and for which a permit shield is requested. The listing shall also include the rule citation and the reason why the shield applies.

- a. 40 C.F.R. 60, Subpart K - "Standards of Performance for Storage Vessels for Petroleum Liquids for Which Construction, Reconstruction, or Modification Commenced After June 11, 1973, and Prior to May 19, 1978." There are no petroleum liquid storage tanks in the Specialty Compounding Division (SCD).
- b. 40 C.F.R. 60, Subpart Ka - "Standards of Performance for Storage Vessels for Petroleum Liquids for Which Construction, Reconstruction, or Modification Commenced After May 18, 1978, and Prior to July 23, 1984." There are no petroleum liquid storage tanks in the Specialty Compounding Division.
- c. 40 C.F.R. 60, Subpart Kb - "Standards of Performance for Volatile Organic Liquid Storage Vessels (Including Petroleum Liquid Storage Vessels) for Which Construction, Reconstruction, or Modification Commenced After July 23, 1984." There are no volatile organic liquid storage tanks in the Specialty Compounding Division.
- d. 40 C.F.R. 60, Subpart VV - "Standards of Performance for Equipment Leaks of VOC in the Synthetic Organic Chemical Manufacturing Industry." SCD does not produce as intermediates or final products any of the materials listed in 40 C.F.R. §60.489.
- e. 40 C.F.R. 60, Subpart VVa - "Standards of Performance for Equipment Leaks of VOC in the Synthetic Organic Chemical Manufacturing Industry." SCD does not produce as intermediates or final products any of the materials listed in 40 C.F.R. §60.489a.
- f. 40 C.F.R. 60, Subpart DDD - "Standards of Performance for Volatile Organic Compound (VOC) Emissions from the Polymer Manufacturing Industry." The SCD does not manufacture polypropylene, polyethylene, polystyrene, or poly(ethylene terephthalate) for which this rule applies.
- g. 40 C.F.R. 60, Subpart RRR - "Standards of Performance for VOC Emissions from Synthetic Organic Chemical Manufacturing Industry (SOCMI) Reactor Processes." SCD does not produce any of the chemicals listed in §60.707 as a product, co-product, by-product, or intermediate.
- h. 40 C.F.R. 61, Subpart V - "National Emission Standards for Equipment Leaks (Fugitive Emissions Sources)." Applies to sources in VHAP service as defined in 40 C.F.R. §61.241. VHAP service involves chemicals that are not used in a manner that qualifies them under the rule in the SCD.
- i. 40 C.F.R. 63, Subpart F - "National Emission Standards for Organic Hazardous Air Pollutants From the Synthetic Organic Chemical Manufacturing Industry." 40 C.F.R. 63 Subparts F, G, and H do not apply to manufacturing process units that do not meet the criteria in 40 C.F.R. §§63.100(b)(1), (b)(2), and (b)(3).
- j. 40 C.F.R. 63, Subpart G - "National Emission Standards for Organic Hazardous Air Pollutants From the Synthetic Organic Chemical Manufacturing Industry for Process Vents, Storage Vessels, Transfer Operations, and Wastewater." 40 C.F.R. 63 Subparts F, G, and H do not apply to manufacturing process units that do not meet the criteria in 40 C.F.R. §§63.100(b)(1), (b)(2), and (b)(3).
- k. 40 C.F.R. 63, Subpart H - "National Emission Standards for Organic Hazardous Air Pollutants for Equipment Leaks." 40 C.F.R. 63 Subparts F, G, and H do not apply to manufacturing process units that do not meet the criteria in 40 C.F.R. §§63.100(b)(1), (b)(2), and (b)(3).
- l. 40 C.F.R. 63, Subpart DD - "National Emission Standards for Hazardous Air Pollutants From Off-Site Waste and Recovery Operations." SCD does not receive off-site materials as specified in paragraph 40 C.F.R. §63.680(b) and the operations are not one of the waste management operations or recovery operations as specified in 40 C.F.R. §§63.680(a)(2)(i) through (a)(2)(vi).
- m. 40 C.F.R. 63, Subpart YY - "National Emission Standards for Hazardous Air Pollutant for Source Categories: Generic Maximum Achievable Control Technology Standards." SCD is not one of the source categories and affected sources specified in 40 C.F.R. §§63.1103(a) through (h).

Permit Shield

19. Non Applicability Determinations (*Continued*) - Attach additional pages as necessary.

Page ____ of ____

List all requirements which the source has determined not applicable and for which a permit shield is requested. The listing shall also include the rule citation and the reason why the shield applies.

- n. 40 C.F.R. 63, Subpart JJJ - "National Emission Standards for Hazardous Air Pollutant Emissions: Group IV Polymers and Resins." SCD does not produce the materials listed in 40 C.F.R. §63.1310.
- o. 40 C.F.R. 63, Subpart EEEE - "National Emission Standards for Hazardous Air Pollutants: Organic Liquid Distribution (Non-Gasoline)." SCD does not operate an organic liquids distribution (OLD) operation or does not handle material organic liquids as defined in §63.2406.
- p. 40 C.F.R. 63, Subpart PPPP - "National Emission Standards for Hazardous Air Pollutants: Surface Coating of Plastic Parts and Products." SCD does not produce an intermediate or final product that meets the definition of a "surface coated" plastic part.
- q. 40 C.F.R. 63, Subpart WWWW - "National Emission Standards for Hazardous Air Pollutants: Reinforced Plastic Composites Production." SCD does not engage in reinforced plastics composites production as defined in 40 C.F.R. §63.5785 and does not manufacture composite material as defined in 40 C.F.R. §63.5935.
- r. 40 C.F.R. 63, Subpart ZZZZ - "National Emission Standards for Hazardous Air Pollutants: Reciprocating Internal Combustion Engines." SCD does not have a stationary Reciprocating Internal Combustion Engine (RICE) as defined by 40 C.F.R. §63.6675.
- s. 40 C.F.R. 63, Subpart GGGGG - "National Emission Standards for Hazardous Air Pollutants: Site Remediation." SCD does not conduct site remediation as defined by 40 C.F.R. §63.7957 that meets all three of the conditions specified in 40 C.F.R. §§63.7881(a)(1) through (a)(3).
- t. 40 C.F.R. 63, Subpart HHHHH - "National Emission Standards for Hazardous Air Pollutants: Miscellaneous Coating Manufacturing." SCD does not produce, blend, or manufacture coatings as part of the manufacturing process.
- u. 40 C.F.R. 63, Subpart NNNNN - "National Emission Standards for Hazardous Air Pollutants: Hydrochloric Acid Production." SCD is not an HCl production facility as defined by 40 C.F.R. §63.9075.
- v. 40 C.F.R. 82, Subpart B - "Protection of Stratospheric Ozone." Requires recycling of Chlorofluorocarbons (CFCs) from motor vehicles and that technicians servicing equipment need to be licensed. SCD does not conduct motor vehicle maintenance involving CFCs on site.
- w. 40 C.F.R. 82, Subpart C - "Protection of Stratospheric Ozone." Bans non-essential products containing Class I substances and bans non-essential products containing or manufactured with Class II substances. The Specialty Compounding Division does not use, manufacture, nor distribute these materials.
- x. 45CSR10 - "To Prevent and Control Air Pollution from the Emission of Sulfur Oxides." SCD does not contain any fuel burning units subject to the sulfur dioxide weight emission standards of 45CSR§10-3. Also, per 45CSR§10-4.1.e, manufacturing process source operations in SCD are exempt from the sulfur dioxide concentration limits of 45CSR§ 10-4.1 because the potential to emit of sulfur dioxide is less than 500 pounds per year.
- y. 45CSR16 - "Standards of Performance for New Stationary Sources Pursuant to 40 C.F.R. 60." SCD is not subject to any requirements under 40 C.F.R. 60.
- z. 45CSR17 - "To Prevent and Control Particulate Matter Air Pollution from Materials Handling, Preparation, Storage and Other Sources of Fugitive Particulate Matter." Per 45CSR§17-6.1, SCD is not subject to 45CSR17 because it is subject to the fugitive pm emission requirements of 45CSR7.
- aa. 45CSR§21-40 - "Other Facilities that Emit VOC" None of the emission sources in SCD have maximum theoretical emissions of 6 pounds per hour or more and are not subject to the requirements of this section.
- bb. 45CSR§21-37 - "Leaks from Synthetic Organic Chemical, Polymer, and Resin Manufacturing Equipment." EPC-East is not defined as "Process Unit" under this section of Rule 21. Process Unit is defined as "components assembled to produce, as intermediate or final products, one or more of the chemicals listed in 40 CFR 60.489.
- cc. 45CSR§27-4.1 - "To Prevent and Control the Emissions of Toxic Air Pollutants: Fugitive Emissions of Toxic Air Pollutants." The equipment in SCD is not in "toxic air pollutant service" as defined by 45CSR§27-2.11 is not subject to the LDAR requirements of 45CSR§27-4.1.

Permit Shield

20. Facility-Wide Applicable Requirements

List all facility-wide applicable requirements. For each applicable requirement, include the underlying rule/regulation citation and/or construction permit with the condition number. (Note: Title V permit condition numbers alone are not the underlying applicable requirements).

- a. 40 C.F.R. Part 64 – Compliance Assurance Monitoring. None of the emission units listed in the renewal application (and any revised application pages) have pre-control device emissions of a regulated air pollutant greater than the major source threshold for that pollutant; therefore, none of the emission units meet applicability criterion of 40 C.F.R. §64.2(a)(3). Thus CAM is not applicable to any emission unit listed in the SCD renewal application.

Permit Shield

For all facility-wide applicable requirements listed above, provide monitoring/testing / recordkeeping / reporting which shall be used to demonstrate compliance. If the method is based on a permit or rule, include the condition number and/or citation. (Note: Each requirement listed above must have an associated method of demonstrating compliance. If there is not already a required method in place, then a method must be proposed.)

3.1.1. Open burning. The open burning of refuse by any person is prohibited except as noted in 45CSR§6-3.1.
[45CSR§6-3.1.]

3.1.2. Open burning exemptions. The exemptions listed in 45CSR§6-3.1 are subject to the following stipulation: Upon notification by the Secretary, no person shall cause or allow any form of open burning during existing or predicted periods of atmospheric stagnation. Notification shall be made by such means as the Secretary may deem necessary and feasible.
[45CSR§6-3.2.]

3.1.3. Asbestos. The permittee is responsible for thoroughly inspecting the facility, or part of the facility, prior to commencement of demolition or renovation for the presence of asbestos and complying with 40 C.F.R. § 61.145, 40 C.F.R. § 61.148, and 40 C.F.R. § 61.150. The permittee, owner, or operator must notify the Secretary at least ten (10) working days prior to the commencement of any asbestos removal on the forms prescribed by the Secretary if the permittee is subject to the notification requirements of 40 C.F.R. § 61.145(b)(3)(i). The USEPA, the Division of Waste Management and the Bureau for Public Health - Environmental Health require a copy of this notice to be sent to them.
[40 C.F.R. §61.145(b) and 45CSR34]

3.1.4. Odor. No person shall cause, suffer, allow or permit the discharge of air pollutants which cause or contribute to an objectionable odor at any location occupied by the public.
[45CSR§4-3.1 State-Enforceable only.]

3.1.5. Standby plan for reducing emissions. When requested by the Secretary, the permittee shall prepare standby plans for reducing the emissions of air pollutants in accordance with the objectives set forth in Tables I, II, and III of 45CSR11.
[45CSR§11-5.2]

3.1.6. Emission inventory. The permittee is responsible for submitting, on an annual basis, an emission inventory in accordance with the submittal requirements of the Division of Air Quality.
[W.Va. Code § 22-5-4(a)(14)]

3.1.7. Ozone-depleting substances. For those facilities performing maintenance, service, repair or disposal of appliances, the permittee shall comply with the standards for recycling and emissions reduction pursuant to 40 C.F.R. Part 82, Subpart F, except as provided for Motor Vehicle Air Conditioners (MVACs) in Subpart B:

- a. Persons opening appliances for maintenance, service, repair, or disposal must comply with the prohibitions and required practices pursuant to 40 C.F.R. §§ 82.154 and 82.156.
- b. Equipment used during the maintenance, service, repair, or disposal of appliances must comply with the standards for recycling and recovery equipment pursuant to 40 C.F.R. § 82.158.
- c. Persons performing maintenance, service, repair, or disposal of appliances must be certified by an approved technician certification program pursuant to 40 C.F.R. § 82.161.

[40 C.F.R. 82, Subpart F]

3.1.8. Risk Management Plan. This stationary source, as defined in 40 C.F.R. § 68.3, is subject to Part 68. This stationary source shall submit a risk management plan (RMP) by the date specified in 40 C.F.R. Part 68.10. This stationary source shall certify compliance with the requirements of Part 68 as part of the annual compliance certification as required by 40 C.F.R. Part 70 or 71.
[40 C.F.R. 68]

Are you in compliance with all facility-wide applicable requirements? Yes No

If no, complete the **Schedule of Compliance Form** as **ATTACHMENT F**.

20. Facility-Wide Applicable Requirements (Continued) - Attach additional pages as necessary.

List all facility-wide applicable requirements. For each applicable requirement, include the rule citation and/or permit with the condition number.

3.1.9. The permittee shall comply with all hourly and annual emission limits set forth by the affected 45CSR13 permits, for each of the sources and associated emission points identified in Attachment A of R13-2617. [45CSR13, R13-2617, 4.1.1]

3.1.10. The permitted sources identified in Attachment A of R13-2617 and recognized as being subject to 45CSR21 shall comply with all applicable requirements of 45CSR21 – “Regulation to Prevent and Control Air Pollution from the Emission of Volatile Organic Compounds” provided, however, that compliance with any more stringent requirements under the affected 45CSR13 permit identified in Attachment A of R13-2617, are also demonstrated. The applicable requirements set forth by 45CSR21 shall include, but not be limited to, the following: [45CSR13, R13-2617, 4.1.2]

3.1.10.1. The permittee shall maintain the aggregated hourly and annual VOC control efficiency of 90% or greater, on a site-wide basis, for all existing sources listed or required to be listed as part of the original facility-wide Reasonably Available Control Measures (RACM) plan, as identified in Attachment A of R13-2617. [45CSR13, R13-2617, 4.1.2.1; 45CSR§21-40.3.a.1 (State-Enforceable only)]

3.1.10.2. On or after May 1, 1996, construction or modification of any emission source resulting in a maximum theoretical emissions (MTE) of VOCs equaling or exceeding six (6) pounds per hour and not listed or required to be listed in the facility-wide RACM plan shall require the prior approval by the Director of an emission control plan that meets the definition of reasonable available control technology (RACT) on a case-by-case basis for both fugitive and non-fugitive VOC emissions from such source. All sources constructed or modified on or after May 1, 1996 shall be subject to the following: [45CSR13, R13-2617, 4.1.2.2; 45CSR§21-40.3.c (State-Enforceable only)]

a. The RACT control plan(s) shall be embodied in a permit in accordance to 45CSR13. [45CSR13, R13-2617, 4.1.2.2.a; 45CSR§21-40.4.e (State-Enforceable only)]

b. The MTE and associated emission reductions of the constructed or modified source will not be calculated into the site-wide aggregate hourly and annual emissions reduction requirements set forth in Section 3.1.10.1. [45CSR13, R13-2617, 4.1.2.2.b]

3.1.10.3. If a modification to an existing source with current MTE below the threshold of six (6) pounds per hour of VOCs causes an increase in the MTE that results in the source exceeding the six (6) pounds per hour threshold for the first time, the source shall be subject to RACT in accordance to Section 3.1.10.2. [45CSR13, R13-2617, 4.1.2.3; 45CSR§21-40.3.c (State-Enforceable only)]

3.1.10.4. Physical changes to or changes in the method of operation of an existing emission source listed or required to be listed as part of the facility-wide RACM plan, that results in an increase in VOC emissions of any amount, shall require the prior approval by the Director of an emission control plan that meets the definition of RACT on a case-by-case basis for both fugitive and non-fugitive VOC emissions from the source. All sources modified on or after May 1, 1996 shall be subject to the following; [45CSR13, R13-2617, 4.1.2.4; 45CSR§21-40.3.c (State-Enforceable only)]

a. The RACT control plan (s) shall be embodied in a permit in accordance to 45CSR13. [45CSR13, R13-2617, 4.1.2.4.a; 45CSR§21-40.4.e (State-Enforceable only)]

b. The facility-wide RACM plan shall be modified to include the RACT analysis conducted on the modified source(s). [45CSR13, R13-2617, 4.1.2.4.b]

c. The MTE and associated emission reductions of the modified source shall be recalculated as part of the site-wide aggregate hourly and annual emissions reduction requirements to demonstrate compliance with the minimum 90% reduction rate as set forth in 3.1.10.1 of this permit. [45CSR13, R13-2617, 4.1.2.4.c]

Are you in compliance with all facility-wide applicable requirements? Yes No

If no, complete the **Schedule of Compliance Form** as **ATTACHMENT F**.

20. Facility-Wide Applicable Requirements (Continued) - Attach additional pages as necessary.

3.1.10.5. In the event the facility-wide RACM plan is modified to delete an existing emission source, and any associated pollution control equipment, due to the source being permanently removed from service or reassigned to service not subject to the requirements of 45CSR§21-40, the MTE shall be recalculated to demonstrate that the 90% facility-wide VOC reduction requirement set forth in Section 3.1.10.1 is still being met. In the event such a modification results in the site-wide aggregate hourly and annual emissions reduction being recalculated to a rate less than 90%, the RACM plan shall be revised to include all new and/or modified sources and their associated control technologies constructed on or after May 1, 1996, in order to meet the requirements set forth in 3.1.10.1. **[45CSR13, R13-2617, 4.1.2.5]**

3.1.10.6. In the event a source and associated emission point identified in Attachment A of R13-2617 is subject to the New Source Performance Standards (NSPS) of 40 C.F.R. 60, the National Emission Standards for Hazardous Air Pollutants (NESHAP) of 40 C.F.R. 61, or the Maximum Achievable Control Technology (MACT) standards of 40 C.F.R. 63, then compliance with such requirements as defined in the affected 45CSR13 permit shall demonstrate compliance with the RACT requirements set forth in R13-2617. **[45CSR13, R13-2617, 4.1.2.6]**

3.1.11. The permitted sources identified in Attachment A of R13-2617 and recognized as being subject to 45CSR27 shall comply with all applicable requirements of 45CSR27 – “To Prevent and Control the Emissions of Toxic Air Pollutants” provided, however, that compliance with any more stringent requirements under the affected 45CSR13 permit identified in Attachment A of R13-2617 are also demonstrated. The applicable requirements set forth by 45CSR27 shall include, but not be limited to, the following: **[45CSR13, R13-2617, 4.1.3]**

3.1.11.1. The permittee shall employ the best available technology (BAT) for the purpose of reducing toxic air pollutants (TAP) associated with the applicable sources and emission points identified in Attachment A of R13-2617. **[45CSR13, R13-2617, 4.1.3.1; 45CSR§27-3.1 (State-Enforceable only)]**

3.1.11.2. The permittee shall employ BAT for the purpose of preventing and controlling fugitive emissions of TAP to the atmosphere as a result of routing leakage from those sources and their associated equipment identified in Attachment A of R13-2617 as operating in TAP service. **[45CSR13, R13-2617, 4.1.3.2; 45CSR§27-4.1 (State-Enforceable only)]**

3.1.12. In the event a source and associated emission point identified in Attachment A of R13-2617 are subject to the MACT standards of 40 C.F.R. 63, then compliance with the applicable MACT requirements identified in the affected 45CSR13 permit shall demonstrate compliance with the BAT requirements set forth in 3.1.11. **[45CSR13, R13-2617, 4.1.4; 45CSR§27-3.1 (State-Enforceable only)]**

Are you in compliance with all facility-wide applicable requirements? Yes No

If no, complete the **Schedule of Compliance Form** as **ATTACHMENT F**.

For all facility-wide applicable requirements listed above, provide monitoring/testing/recordkeeping/reporting which shall be used to demonstrate compliance. If the method is based on a permit or rule, include the condition number and/or citation. (Note: Each requirement listed above must have an associated method of demonstrating compliance. If there is not already a required method in place, then a method must be proposed.)

3.2.1. The permittee shall implement and maintain leak detection and repair (LDAR) programs for the reduction of fugitive VOC emissions in all manufacturing process units subject to 45CSR§21-40 producing a product or products intermediate or final, in excess of 1,000 megagrams (1,100 tons) per year in accordance with the applicable methods and criteria of 45CSR§21-37 or alternate procedures approved by the Director. Procedures approved by the Director, 40 C.F.R. 60, Subpart VV, 40 C.F.R. 61, Subpart V, 40 C.F.R. 63, Subpart H, 40 C.F.R. 63, Subpart TT, 40 C.F.R. 63, Subpart UU, 40 C.F.R. 65, Subpart F, and 40 C.F.R. 265, Subpart CC. This requirement shall apply to all units identified in Attachment A of R13-2617 irrespective of whether or not such units produce as intermediates or final products, substances on the lists contained with 40 C.F.R. 60, 40 C.F.R. 61, or 40 C.F.R. 63. **[45CSR13, R13-2617, 4.2.1; 45CSR§21-40.3.a.2 (State-Enforceable only)]**

3.2.2. The permittee shall implement and maintain a LDAR program for the applicable sources and emission points identified in Attachment A of R13-2617 in order to reduce the emissions of TAP in accordance with the requirements of 40 C.F.R. 63, Subpart H – “National Emission Standards for Organic Hazardous Air Pollutants for Equipment Leaks.” Compliance with 40 C.F.R. 63, Subpart H shall be considered demonstration of compliance with the provisions of 45CSR§27-4 – “Fugitive Emissions of Toxic Air Pollutants.” **[45CSR13, R13-2617, 4.2.2; 45CSR§27-4.1 (State-Enforceable only)]**

3.2.3. In the event a source and associated emission point identified in Attachment A of R13-2617 are subject to the MACT standards of 40 C.F.R. 63, then compliance with any applicable LDAR program set forth by the MACT and identified in the affected 45CSR13 permit shall demonstrate compliance with the monitoring requirements set forth in this permit. **[45CSR13, R13-2617, 4.2.3; 45CSR§21-37.1.c (State-Enforceable only); 45CSR§27-4.1 (State-Enforceable only)]**

3.3.1. Stack testing. As per provisions set forth in this permit or as otherwise required by the Secretary, in accordance with the West Virginia Code, underlying regulations, permits and orders, the permittee shall conduct test(s) to determine compliance with the emission limitations set forth in this permit and/or established or set forth in underlying documents. The Secretary, or his duly authorized representative, may at his option witness or conduct such test(s). Should the Secretary exercise his option to conduct such test(s), the operator shall provide all necessary sampling connections and sampling ports to be located in such manner as the Secretary may require, power for test equipment and the required safety equipment, such as scaffolding, railings and ladders, to comply with generally accepted good safety practices. Such tests shall be conducted in accordance with the methods and procedures set forth in this permit or as otherwise approved or specified by the Secretary in accordance with the following:

a. The Secretary may on a source-specific basis approve or specify additional testing or alternative testing to the test methods specified in the permit for demonstrating compliance with 40 C.F.R. Parts 60, 61, and 63, if applicable, in accordance with the Secretary’s delegated authority and any established equivalency determination methods which are applicable.

b. The Secretary may on a source-specific basis approve or specify additional testing or alternative testing to the test methods specified in the permit for demonstrating compliance with applicable requirements which do not involve federal delegation. In specifying or approving such alternative testing to the test methods, the Secretary, to the extent possible, shall utilize the same equivalency criteria as would be used in approving such changes under Section 3.3.1.a. of this permit.

c. All periodic tests to determine mass emission limits from or air pollutant concentrations in discharge stacks and such other tests as specified in this permit shall be conducted in accordance with an approved test protocol. Unless previously approved, such protocols shall be submitted to the Secretary in writing at least thirty (30) days prior to any testing and shall contain the information set forth by the Secretary. In addition, the permittee shall notify the Secretary at least fifteen (15) days prior to any testing so the Secretary may have the opportunity to observe such tests. This notification shall include the actual date and time during which the test will be conducted and, if appropriate, verification that the tests will fully conform to a referenced protocol previously approved by the Secretary.

Are you in compliance with all facility-wide applicable requirements? Yes No

If no, complete the **Schedule of Compliance Form** as **ATTACHMENT F**.

d. The permittee shall submit a report of the results of the stack test within 60 days of completion of the test. The test report shall provide the information necessary to document the objectives of the test and to determine whether proper procedures were used to accomplish these objectives. The report shall include the following: the certification described in paragraph 3.5.1; a statement of compliance status, also signed by a responsible official; and, a summary of conditions which form the basis for the compliance status evaluation. The summary of conditions shall include the following:

1. The permit or rule evaluated, with the citation number and language.
2. The result of the test for each permit or rule condition.
3. A statement of compliance or non-compliance with each permit or rule condition. **[WV Code §§ 22-5-4(a)(14-15) and 45CSR13]**

3.3.2. Manufacturing process units may be exempted upon written request of the permittee to the Director. Exempted units are exempted from the frequency of testing as described in 45CSR§21-37, however, LDAR testing of this unit or certification of emission using approved fugitive emission factors will be required every three years, or upon request by the Director or his duly authorized representative. Waiver or scheduling of LDAR testing every three years may be granted by the Director if written request and justification are submitted by the permittee. Units exempted from testing are not exempted from testing which may be required under any other applicable State or Federal regulations, orders, or permits. The Director may periodically require verifications by the permittee that maintenance and repair procedures associated with approved exemptions are continued and practiced. **[45CSR13, R13-2617, 4.3.1; 45CSR§21-40.3.a.2 (State-Enforceable only)]**

3.3.3. In the event a source and associated emission point identified in Attachment A of R13-2617 are subject to the MACT standards of 40 C.F.R. 63, then compliance with the applicable LDAR testing requirements set forth by the MACT and identified in the affected 45CSR13 permit shall demonstrate compliance with the LDAR testing requirements set forth in this permit. **[45CSR13, R13-2617, 4.3.2; 45CSR§21-37.1.c (State-Enforceable only); 45CSR§27-4.1 (State-Enforceable only)]**

3.4.1. Monitoring information. The permittee shall keep records of monitoring information that include the following:

- a. The date, place as defined in this permit and time of sampling or measurements;
- b. The date(s) analyses were performed;
- c. The company or entity that performed the analyses;
- d. The analytical techniques or methods used;
- e. The results of the analyses; and
- f. The operating conditions existing at the time of sampling or measurement.

[45CSR§30-5.1.c.2.A; 45CSR13, R13-1533, 4.4.1 and R13-2617, 4.4.1]

3.4.2. Retention of records. The permittee shall retain records of all required monitoring data and support information for a period of at least five (5) years from the date of monitoring sample, measurement, report, application, or record creation date. Support information includes all calibration and maintenance records and all original strip-chart recordings for continuous monitoring instrumentation, and copies of all reports required by the permit. Where appropriate, records may be maintained in computerized form in lieu of the above records.

[45CSR§30-5.1.c.2.B., 45CSR13, R13-1533, 3.4.1]

3.4.3. Odors. For the purposes of 45CSR4, the permittee shall maintain a record of all odor complaints received, any investigation performed in response to such a complaint, and any responsive action(s) taken.

[45CSR§30-5.1.c. State-Enforceable only.]

3.4.4. Unless granted a variance pursuant to 45CSR§21-9.3, or as approved by the Director as part of a required Start-up, Shutdown, and Malfunction (SSM) Plan mandated under 40 C.F.R. §63.6(e) or another applicable Section of 40 C.F.R. 63, the owner or operator of the facility shall operate all emission control equipment listed in Attachment A of R13-2617 as part of the facility-wide control efficiency plan at all times the facilities are in operation or VOC emissions are occurring from these sources or activities. In the event of a malfunction, and a variance has not been granted, the production unit shall be shutdown or the activity discontinued as expeditiously as possible. The permittee shall comply with 45CSR§21-9.3 with respect to all periods of non-compliance with the emission limitations set forth in the affected 45CSR13 permits and the emissions reduction requests set forth in the facility-wide control efficiency plan resulting from unavoidable malfunctions of equipment. **[45CSR13, R13-2617, 4.4.4]**

Are you in compliance with all facility-wide applicable requirements? Yes No

If no, complete the Schedule of Compliance Form as ATTACHMENT F.

22. Inactive Permits/Obsolete Permit Conditions

Permit Number	Date of Issuance	Permit Condition Number
	MM/DD/YYYY	
	/ /	
	/ /	
	/ /	
	/ /	
	/ /	
	/ /	
	/ /	
	/ /	
	/ /	
	/ /	
	/ /	
	/ /	
	/ /	
	/ /	
	/ /	
	/ /	
	/ /	
	/ /	
	/ /	
	/ /	
	/ /	
	/ /	
	/ /	

Section 3: Facility-Wide Emissions

23. Facility-Wide Emissions Summary [Tons per Year]	
Criteria Pollutants	Potential Emissions
Carbon Monoxide (CO)	2.84
Nitrogen Oxides (NO _x)	1.35
Lead (Pb)	
Particulate Matter (PM _{2.5}) ¹	2.37
Particulate Matter (PM ₁₀) ¹	2.91
Total Particulate Matter (TSP)	15.77
Sulfur Dioxide (SO ₂)	0.01
Volatile Organic Compounds (VOC)	5.41
Hazardous Air Pollutants ²	Potential Emissions
THAPs	5.27
Formaldehyde	3.92
Acetaldehyde	0.05
Acrylonitrile	0.05
Benzene	0.05
Regulated Pollutants other than Criteria and HAP	Potential Emissions

¹PM_{2.5} and PM₁₀ are components of TSP.
²For HAPs that are also considered PM or VOCs, emissions should be included in both the HAPs section and the Criteria Pollutants section.

Section 4: Insignificant Activities

24. Insignificant Activities (Check all that apply)	
<input checked="" type="checkbox"/>	1. Air compressors and pneumatically operated equipment, including hand tools.
<input checked="" type="checkbox"/>	2. Air contaminant detectors or recorders, combustion controllers or shutoffs.
<input checked="" type="checkbox"/>	3. Any consumer product used in the same manner as in normal consumer use, provided the use results in a duration and frequency of exposure which are not greater than those experienced by consumer, and which may include, but not be limited to, personal use items; janitorial cleaning supplies, office supplies and supplies to maintain copying equipment.
<input checked="" type="checkbox"/>	4. Bathroom/toilet vent emissions.
<input checked="" type="checkbox"/>	5. Batteries and battery charging stations, except at battery manufacturing plants.
<input checked="" type="checkbox"/>	6. Bench-scale laboratory equipment used for physical or chemical analysis, but not lab fume hoods or vents. Many lab fume hoods or vents might qualify for treatment as insignificant (depending on the applicable SIP) or be grouped together for purposes of description.
<input type="checkbox"/>	7. Blacksmith forges.
<input type="checkbox"/>	8. Boiler water treatment operations, not including cooling towers.
<input checked="" type="checkbox"/>	9. Brazing, soldering or welding equipment used as an auxiliary to the principal equipment at the source.
<input type="checkbox"/>	10. CO ₂ lasers, used only on metals and other materials which do not emit HAP in the process.
<input checked="" type="checkbox"/>	11. Combustion emissions from propulsion of mobile sources, except for vessel emissions from Outer Continental Shelf sources.
<input checked="" type="checkbox"/>	12. Combustion units designed and used exclusively for comfort heating that use liquid petroleum gas or natural gas as fuel.
<input checked="" type="checkbox"/>	13. Comfort air conditioning or ventilation systems not used to remove air contaminants generated by or released from specific units of equipment.
<input checked="" type="checkbox"/>	14. Demineralized water tanks and demineralizer vents.
<input type="checkbox"/>	15. Drop hammers or hydraulic presses for forging or metalworking.
<input checked="" type="checkbox"/>	16. Electric or steam-heated drying ovens and autoclaves, but not the emissions from the articles or substances being processed in the ovens or autoclaves or the boilers delivering the steam.
<input type="checkbox"/>	17. Emergency (backup) electrical generators at residential locations.
<input checked="" type="checkbox"/>	18. Emergency road flares.
<input type="checkbox"/>	19. Emission units which do not have any applicable requirements and which emit criteria pollutants (CO, NO _x , SO ₂ , VOC and PM) into the atmosphere at a rate of less than 1 pound per hour and less than 10,000 pounds per year aggregate total for each criteria pollutant from all emission units. Please specify all emission units for which this exemption applies along with the quantity of criteria pollutants emitted on an hourly and annual basis: _____ _____ _____ _____ _____ _____ _____ _____ _____

24. Insignificant Activities (Check all that apply)	
<input type="checkbox"/>	<p>20. Emission units which do not have any applicable requirements and which emit hazardous air pollutants into the atmosphere at a rate of less than 0.1 pounds per hour and less than 1,000 pounds per year aggregate total for all HAPs from all emission sources. This limitation cannot be used for any source which emits dioxin/furans nor for toxic air pollutants as per 45CSR27.</p> <p>Please specify all emission units for which this exemption applies along with the quantity of hazardous air pollutants emitted on an hourly and annual basis:</p> <p>_____</p> <p>_____</p> <p>_____</p> <p>_____</p> <p>_____</p>
<input checked="" type="checkbox"/>	21. Environmental chambers not using hazardous air pollutant (HAP) gases.
<input checked="" type="checkbox"/>	22. Equipment on the premises of industrial and manufacturing operations used solely for the purpose of preparing food for human consumption.
<input type="checkbox"/>	23. Equipment used exclusively to slaughter animals, but not including other equipment at slaughterhouses, such as rendering cookers, boilers, heating plants, incinerators, and electrical power generating equipment.
<input checked="" type="checkbox"/>	24. Equipment used for quality control/assurance or inspection purposes, including sampling equipment used to withdraw materials for analysis.
<input checked="" type="checkbox"/>	25. Equipment used for surface coating, painting, dipping or spray operations, except those that will emit VOC or HAP.
<input checked="" type="checkbox"/>	26. Fire suppression systems.
<input checked="" type="checkbox"/>	27. Firefighting equipment and the equipment used to train firefighters.
<input checked="" type="checkbox"/>	28. Flares used solely to indicate danger to the public.
<input checked="" type="checkbox"/>	29. Fugitive emission related to movement of passenger vehicle provided the emissions are not counted for applicability purposes and any required fugitive dust control plan or its equivalent is submitted.
<input checked="" type="checkbox"/>	30. Hand-held applicator equipment for hot melt adhesives with no VOC in the adhesive formulation.
<input checked="" type="checkbox"/>	31. Hand-held equipment for buffing, polishing, cutting, drilling, sawing, grinding, turning or machining wood, metal or plastic.
<input checked="" type="checkbox"/>	32. Humidity chambers.
<input type="checkbox"/>	33. Hydraulic and hydrostatic testing equipment.
<input type="checkbox"/>	34. Indoor or outdoor kerosene heaters.
<input checked="" type="checkbox"/>	35. Internal combustion engines used for landscaping purposes.
<input type="checkbox"/>	36. Laser trimmers using dust collection to prevent fugitive emissions.
<input type="checkbox"/>	37. Laundry activities, except for dry-cleaning and steam boilers.
<input checked="" type="checkbox"/>	38. Natural gas pressure regulator vents, excluding venting at oil and gas production facilities.
<input type="checkbox"/>	39. Oxygen scavenging (de-aeration) of water.
<input type="checkbox"/>	40. Ozone generators.

24. Insignificant Activities (Check all that apply)	
<input checked="" type="checkbox"/>	41. Plant maintenance and upkeep activities (e.g., grounds-keeping, general repairs, cleaning, painting, welding, plumbing, re-tarring roofs, installing insulation, and paving parking lots) provided these activities are not conducted as part of a manufacturing process, are not related to the source's primary business activity, and not otherwise triggering a permit modification. (Cleaning and painting activities qualify if they are not subject to VOC or HAP control requirements. Asphalt batch plant owners/operators must still get a permit if otherwise requested.)
<input checked="" type="checkbox"/>	42. Portable electrical generators that can be moved by hand from one location to another. "Moved by Hand" means that it can be moved without the assistance of any motorized or non-motorized vehicle, conveyance, or device.
<input checked="" type="checkbox"/>	43. Process water filtration systems and demineralizers.
<input checked="" type="checkbox"/>	44. Repair or maintenance shop activities not related to the source's primary business activity, not including emissions from surface coating or de-greasing (solvent metal cleaning) activities, and not otherwise triggering a permit modification.
<input checked="" type="checkbox"/>	45. Repairs or maintenance where no structural repairs are made and where no new air pollutant emitting facilities are installed or modified.
<input checked="" type="checkbox"/>	46. Routing calibration and maintenance of laboratory equipment or other analytical instruments.
<input checked="" type="checkbox"/>	47. Salt baths using nonvolatile salts that do not result in emissions of any regulated air pollutants. Shock chambers.
<input type="checkbox"/>	48. Shock chambers.
<input type="checkbox"/>	49. Solar simulators.
<input checked="" type="checkbox"/>	50. Space heaters operating by direct heat transfer.
<input checked="" type="checkbox"/>	51. Steam cleaning operations.
<input checked="" type="checkbox"/>	52. Steam leaks.
<input type="checkbox"/>	53. Steam sterilizers.
<input checked="" type="checkbox"/>	54. Steam vents and safety relief valves.
<input checked="" type="checkbox"/>	55. Storage tanks, reservoirs, and pumping and handling equipment of any size containing soaps, vegetable oil, grease, animal fat, and nonvolatile aqueous salt solutions, provided appropriate lids and covers are utilized.
<input checked="" type="checkbox"/>	56. Storage tanks, vessels, and containers holding or storing liquid substances that will not emit any VOC or HAP. Exemptions for storage tanks containing petroleum liquids or other volatile organic liquids should be based on size limits such as storage tank capacity and vapor pressure of liquids stored and are not appropriate for this list.
<input checked="" type="checkbox"/>	57. Such other sources or activities as the Director may determine.
<input checked="" type="checkbox"/>	58. Tobacco smoking rooms and areas.
<input checked="" type="checkbox"/>	59. Vents from continuous emissions monitors and other analyzers.

Section 5: Emission Units, Control Devices, and Emission Points

25. Equipment Table

Fill out the **Title V Equipment Table** and provide it as **ATTACHMENT D**.

26. Emission Units

For each emission unit listed in the **Title V Equipment Table**, fill out and provide an **Emission Unit Form** as **ATTACHMENT E**.


For each emission unit not in compliance with an applicable requirement, fill out a **Schedule of Compliance Form** as **ATTACHMENT F**.

27. Control Devices

For each control device listed in the **Title V Equipment Table**, fill out and provide an **Air Pollution Control Device Form** as **ATTACHMENT G**.

For any control device that is required on an emission unit in order to meet a standard or limitation for which the potential pre-control device emissions of an applicable regulated air pollutant is greater than or equal to the Title V Major Source Threshold Level, refer to the **Compliance Assurance Monitoring (CAM) Form(s)** for CAM applicability. Fill out and provide these forms, if applicable, for each Pollutant Specific Emission Unit (PSEU) as **ATTACHMENT H**.

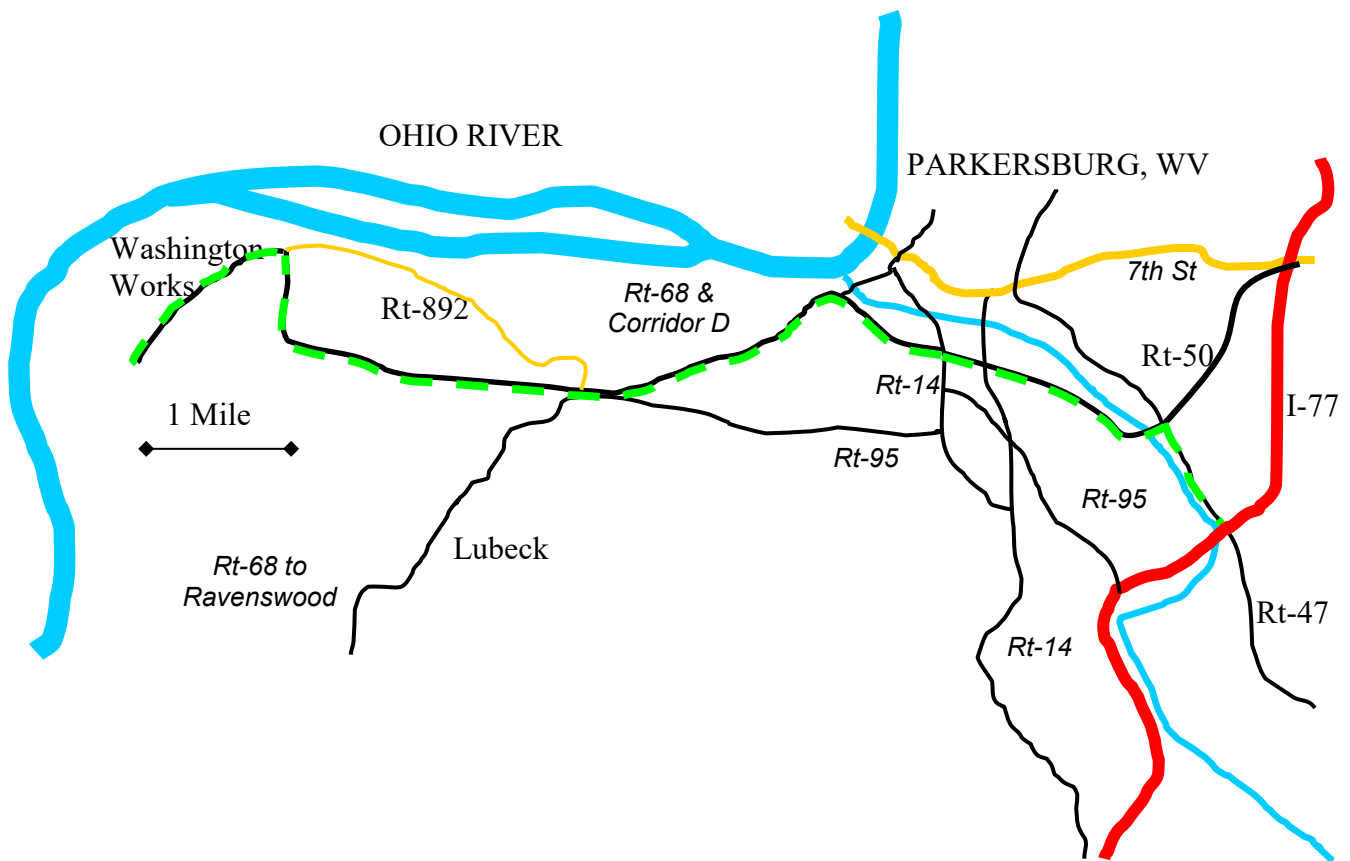
Section 6: Certification of Information

28. Certification of Truth, Accuracy and Completeness and Certification of Compliance	
<i>Note: This Certification must be signed by a responsible official. The original, signed in blue ink, must be submitted with the application. Applications without an original signed certification will be considered as incomplete.</i>	
a. Certification of Truth, Accuracy and Completeness	
I certify that I am a responsible official (as defined at 45CSR§30-2.38) and am accordingly authorized to make this submission on behalf of the owners or operators of the source described in this document and its attachments. I certify under penalty of law that I have personally examined and am familiar with the statements and information submitted in this document and all its attachments. Based on my inquiry of those individuals with primary responsibility for obtaining the information, I certify that the statements and information are to the best of my knowledge and belief true, accurate, and complete. I am aware that there are significant penalties for submitting false statements and information or omitting required statements and information, including the possibility of fine and/or imprisonment.	
b. Compliance Certification	
Except for requirements identified in the Title V Application for which compliance is not achieved, I, the undersigned hereby certify that, based on information and belief formed after reasonable inquiry, all air contaminant sources identified in this application are in compliance with all applicable requirements.	
Responsible official (type or print)	
Name: John Kovaleski	Title: Plant Manager
Responsible official's signature:	
Signature: 	Signature Date: <u>5/14/2020</u>
<small>(Must be signed and dated in blue ink)</small>	

Note: Please check all applicable attachments included with this permit application:	
<input checked="" type="checkbox"/>	ATTACHMENT A: Area Map
<input checked="" type="checkbox"/>	ATTACHMENT B: Plot Plan(s)
<input checked="" type="checkbox"/>	ATTACHMENT C: Process Flow Diagram(s)
<input checked="" type="checkbox"/>	ATTACHMENT D: Equipment Table
<input checked="" type="checkbox"/>	ATTACHMENT E: Emission Unit Form(s)
<input type="checkbox"/>	ATTACHMENT F: Schedule of Compliance Form(s)
<input checked="" type="checkbox"/>	ATTACHMENT G: Air Pollution Control Device Form(s)
<input checked="" type="checkbox"/>	ATTACHMENT H: Compliance Assurance Monitoring (CAM) Form(s)

All of the required forms and additional information can be found and downloaded from, the DEP website at www.dep.wv.gov/daq, requested by phone (304) 926-0475, and/or obtained through the mail.

ATTACHMENT A

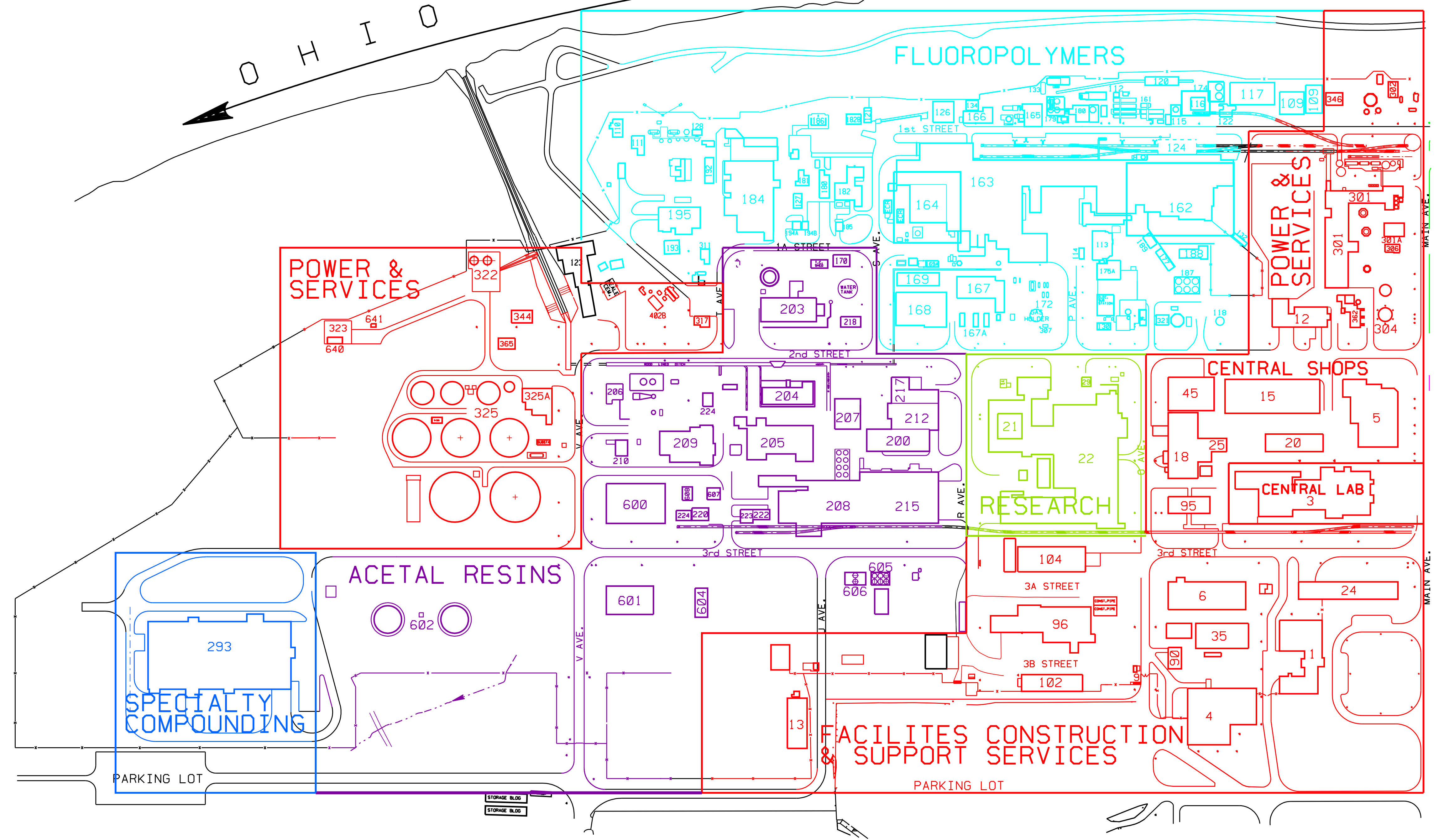


From Interstate 77 North, take exit 174 for Rt-47/Staunton Ave.
The exit ramp will loop toward the south. Turn right towards Parkersburg.
Proceed west, about 1 mile, until the intersection with Rt-50.
Pass under the highway then immediately turn left onto the entrance ramp at the traffic light.
Follow the bypass about 5 miles to the exit just before the bridge across the Ohio River. Do not get off at the exit for “DuPont Rd/Ravenswood.”
Turn left (south) onto DuPont Rd, Rt-892.
Proceed approx. 1 mile to facility on right.
Turn right to the facility at the traffic light.

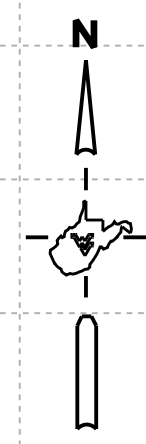
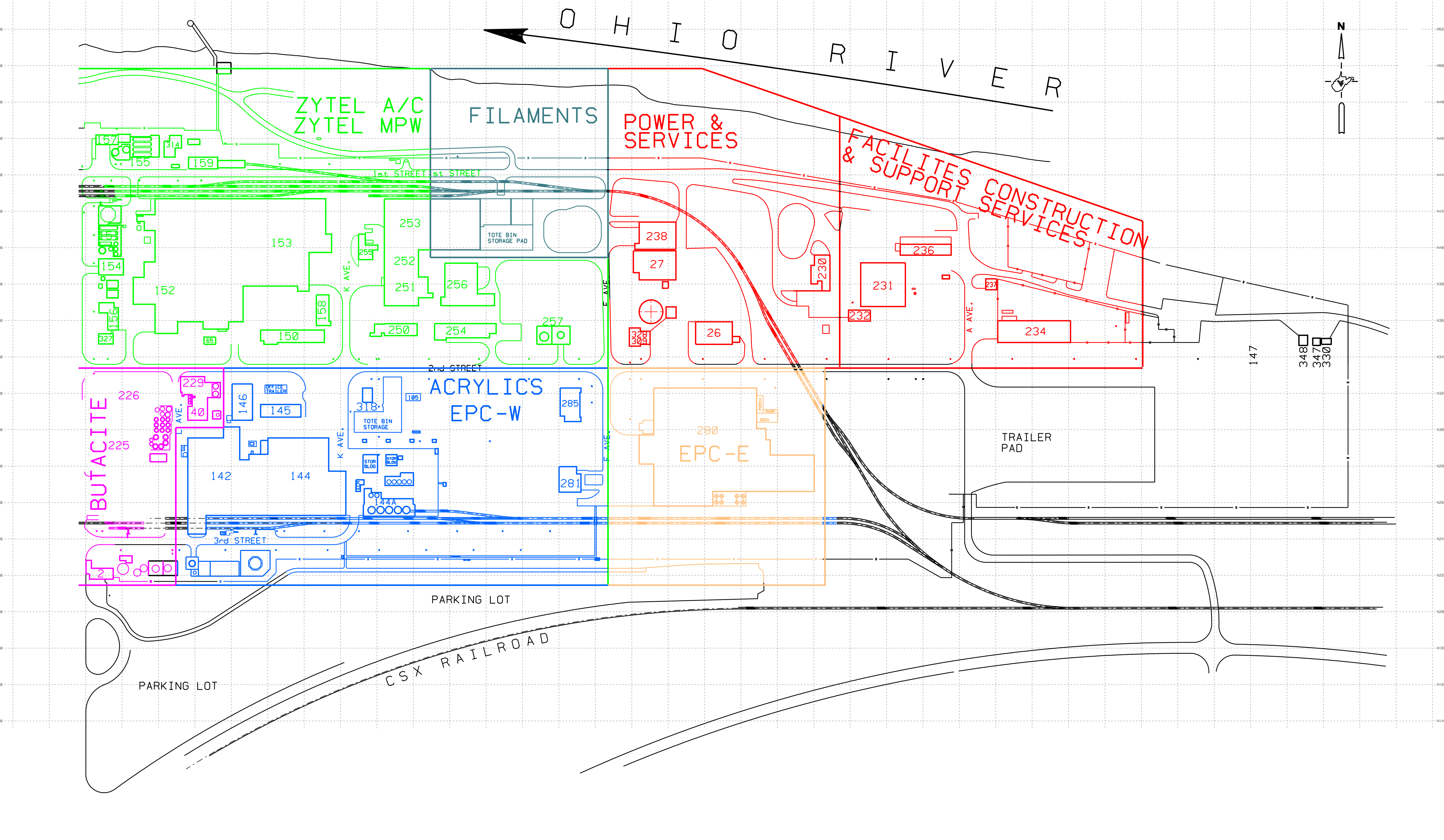
Attachment B – Plot Plan Site and SCD



O H I O R I V E R



WASHINGTON WORKS TITLE 5 APPLICATION UPDATE C-1B		THIS DRAWING HAS BEEN FURNISHED BY E. J. DUPONT DE NEMOURS & CO. THE INFORMATION AND HIGH-LOW THEREON MAY NOT BE USED FOR THE DRAWING REPRODUCED WITHOUT THE WRITTEN PERMISSION OF DUPONT. ALL REPRODUCTIONS IN WHOLE OR IN PART, INCLUDING XEROX'S SHOP DRAWINGS, SHALL BEAR OR REFER TO THIS STAMP.	
SCALE: 1" = 300'	DATE: 11-29-01	DRAWN BY: JOE GASTON	UPDATED BY: DAVE DRENNEN
ELEC. CODE CLASS PROJ. NO. FAA NUMBER PROJ. NO.		WASHINGTON WORKS WW M-809 AR	



WASHINGTON WORKS
 TITLE 5
 APPLICATION UPDATE
 C-2B

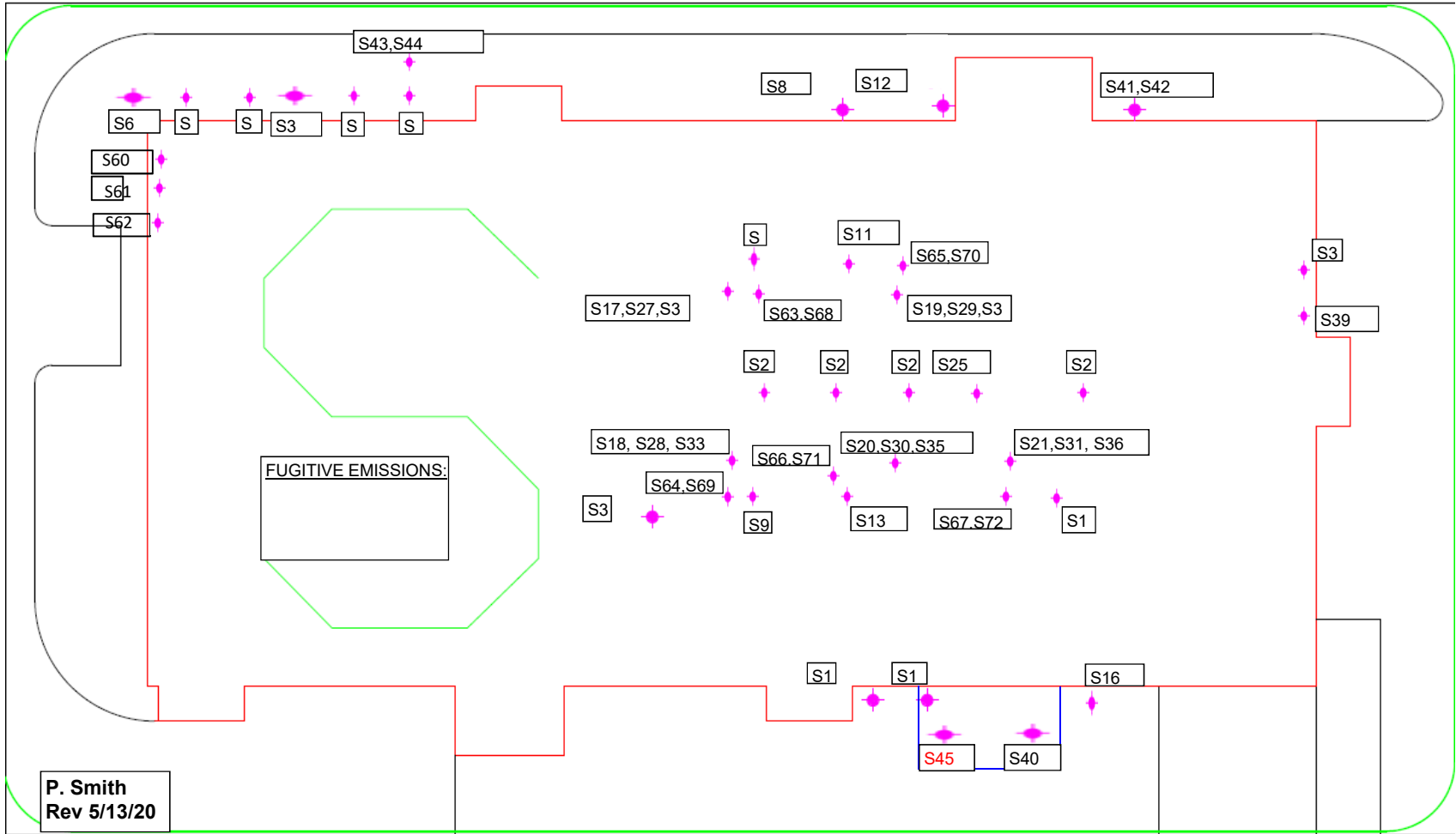
THIS DRAWING HAS BEEN FURNISHED BY E. I. DUPONT DE NEMOURS & CO. THE INFORMATION AND HEREON THEREON MAY NOT BE USED NOR THE DRAWING REPRODUCED WITHOUT THE WRITTEN PERMISSION OF DUPONT. ALL REPRODUCTIONS IN WHOLE OR IN PART, INCLUDING ENGINEER'S SHOP DRAWINGS, SHALL BEAR OR REFER TO THIS STAMP.

SCALE: 1" = 300' DATE: 11-29-01
 DRAWN BY: JOE GASTON
 UPDATED BY: DAVE DRENNEN 12-5-01
 CHECKED BY: _____
 APPROVED BY: _____

ELEC. CODE CLASS	WFJ NO.	FAA NUMBER	PROJ. NO.	WASHINGTON WORKS
				WW M-809
				AR

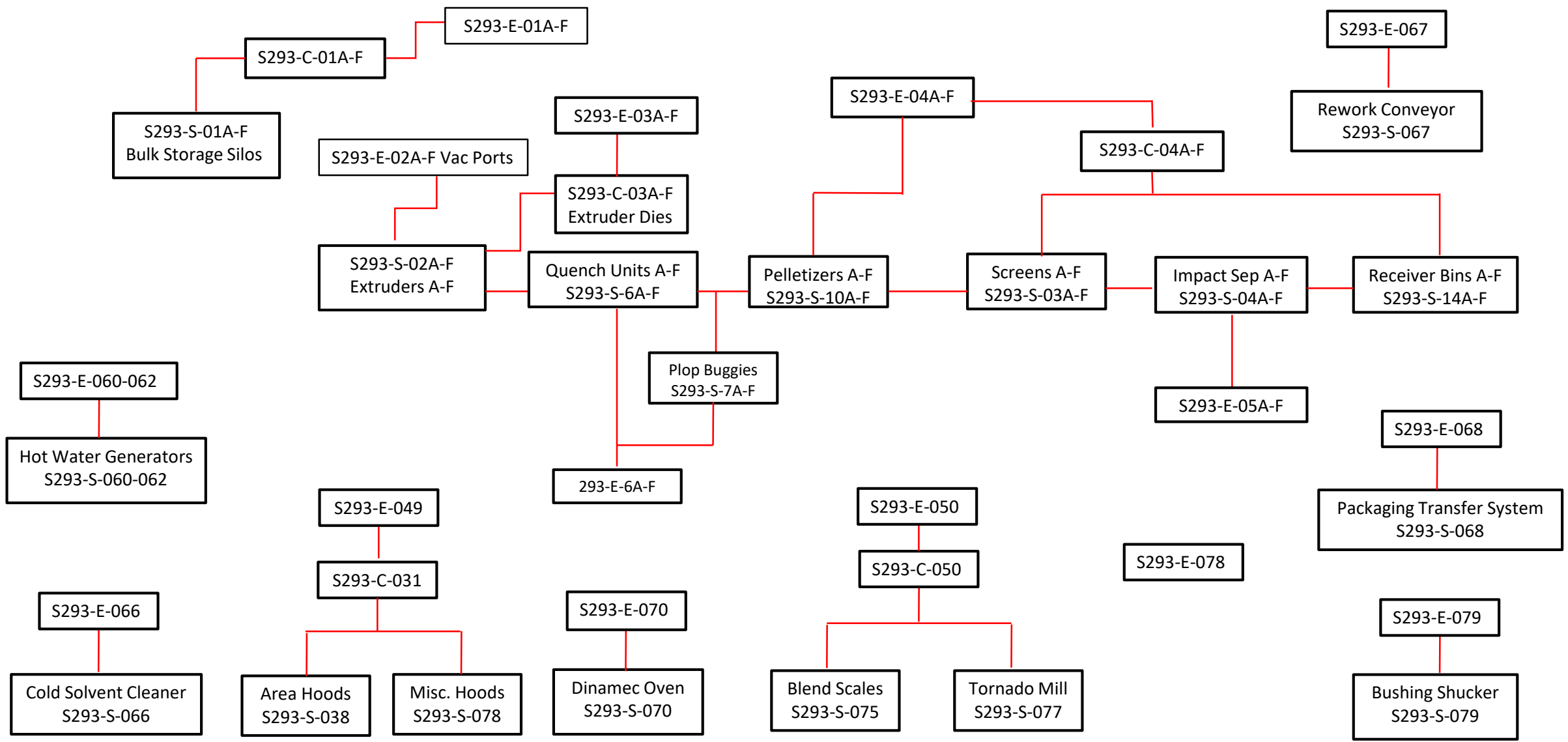


PROCESS SCD PLOT PLAN ID



Plot Plan ID	EmissionUnit	ControlDevice	EmissionPointID	EmissionUnitName	ControlDevice Type
S1	S293-S-01A	S293-C-01A	S293-E-01A	Bulk Storage Silo	Baghouse/Fabric Filter
S2	S293-S-01B	S293-C-01B	S293-E-01B	Bulk Storage Silo	Baghouse/Fabric Filter
S3	S293-S-01C	S293-C-01C	S293-E-01C	Bulk Storage Silo	Baghouse/Fabric Filter
S4	S293-S-01D	S293-C-01D	S293-E-01D	Bulk Storage Silo	Baghouse/Fabric Filter
S5	S293-S-01E	S293-C-01E	S293-E-01E	Bulk Storage Silo	Baghouse/Fabric Filter
S6	S293-S-01F	S293-C-01F	S293-E-01F	Bulk Storage Silo	Baghouse/Fabric Filter
S7	S293-S-02A Die	S293-C-03A	S293-E-03A	SA Extruder - Die	Venturi Scrubber
S8	S293-S-02A Vacuum		S293-E-02A	SA Extruder – Vacuum Port	Squelch H2O
S9	S293-S-02B Die	S293-C-03B	S293-E-03B	SB Extruder - Die	Venturi Scrubber
S10	S293-S-02B Vacuum		S293-E-02B	SB Extruder – Vacuum Port	Squelch H2O
S11	S293-S-02C Die	S293-C-03C	S293-E-03C	SC Extruder - Die	Venturi Scrubber
S12	S293-S-02C Vacuum		S293-E-02C	SC Extruder – Vacuum Port	Squelch H2O
S13	S293-S-02D Die	S293-C-03D	S293-E-03D	SD Extruder - Die	Venturi Scrubber
S14	S293-S-02D Vacuum		S293-E-02D	SD Extruder – Vacuum Port	Squelch H2O
S15	S293-S-02F Die	S293-C-03F	S293-E-03F	SF Extruder - Die	Venturi Scrubber
S16	S293-S-02F Vacuum		S293-E-02F	SF Extruder – Vacuum Port	Squelch H2O
S17	S293-S-03A	S293-C-04A	S293-E-04A	Screen A	Cyclone Separator
S18	S293-S-03B	S293-C-04B	S293-E-04B	Screen B	Cyclone Separator
S19	S293-S-03C	S293-C-04C	S293-E-04C	Screen C	Cyclone Separator
S20	S293-S-03D	S293-C-04D	S293-E-04D	Screen D	Cyclone Separator
S21	S293-S-03F	S293-C-04F	S293-E-04F	Screen F	Cyclone Separator
S22	S293-S-04A		S293-E-05A	Impact Separator A	None
S23	S293-S-04B		S293-E-05B	Impact Separator B	None
S24	S293-S-04C		S293-E-05C	Impact Separator C	None
S25	S293-S-04D		S293-E-05D	Impact Separator D	None
S26	S293-S-04F		S293-E-05F	Impact Separator F	None
S27	S293-S-10A		S293-E-04A	Extruder Cutter	None
S28	S293-S-10B		S293-E-04B	Extruder Cutter	None
S29	S293-S-10C		S293-E-04C	Extruder Cutter	None
S30	S293-S-10D		S293-E-04D	Extruder Cutter	None
S31	S293-S-10F		S293-E-04F	Extruder Cutter	None
S32	S293-S-14A	S293-C-04A	S293-E-04A	Receiver Bin A	Cyclone Separator
S33	S293-S-14B	S293-C-04B	S293-E-04B	Receiver Bin B	Cyclone Separator
S34	S293-S-14C	S293-C-04C	S293-E-04C	Receiver Bin C	Cyclone Separator
S35	S293-S-14D	S293-C-04D	S293-E-04D	Receiver Bin D	Cyclone Separator
S36	S293-S-14F	S293-C-04F	S293-E-04F	Receiver Bin F	Cyclone Separator
S37	S293-S-066		S293-E-066	Cold Solvent Cleaner	
S38	S293-S-067		S293-E-067	Rework Conveyor	Baghouse/Fabric Filter
S39	S293-S-068		S293-E-068	Packaging Transfer System	Baghouse/Fabric Filter
S40	S293-S-070		S293-E-042	Dinamec Oven	
S41	S293-S-038	S293-C-031	S293-E-049	Area Hoods	Baghouse/Fabric Filter
S42	S293-S-078	S293-C-031	S293-E-049	Miscellaneous Hoods	Baghouse/Fabric Filter
S43	S293-S-075	S293-C-050	S293-E-050	Blend Scales	Baghouse/Fabric Filter
S44	S293-S-077	S293-C-050	S293-E-050	Tornado Mill	Baghouse/Fabric Filter
S45				Bushing Shucker	Baghouse/Fabric Filter
S60	S293-S-060		S293-E-060	Hot Water Generator	None
S61	S293-S-061		S293-E-061	Hot Water Generator	None
S62	S293-S-062		S293-E-062	Hot Water Generator	None
S63	S293-S-06A		S293-E-06A	Quench Unit A	None
S64	S293-S-06B		S293-E-06B	Quench Unit B	None
S65	S293-S-06C		S293-E-06C	Quench Unit C	None
S66	S293-S-06D		S293-E-06D	Quench Unit D	None
S67	S293-S-06F		S293-E-06F	Quench Unit F	None
S68	S293-S-07A		S293-E-06A	Plop Buggy A	None
S69	S293-S-07B		S293-E-06B	Plop Buggy B	None
S70	S293-S-07C		S293-E-06C	Plop Buggy C	None
S71	S293-S-07D		S293-E-06D	Plop Buggy D	None
S72	S293-S-07F		S293-E-06F	Plop Buggy F	None

Specialty Compounding Division (SCD) Process Flow Diagram



ATTACHMENT D - Title V Equipment Table
(includes all emission units at the facility except those designated as
insignificant activities in Section 4, Item 24 of the General Forms)

Emission Point ID ¹	Control Device ¹	Emission Unit ID ¹	Emission Unit Description	Design Capacity	Year Installed/ Modified
S293-E-01A	S293-C-01A	S293-S-01A	Bulk Storage Silo	3.33 SPU	1991
S293-E-01B	S293-C-01B	S293-S-01B	Bulk Storage Silo	3.33 SPU	1991
S293-E-01C	S293-C-01C	S293-S-01C	Bulk Storage Silo	3.33 SPU	1991
S293-E-01D	S293-C-01D	S293-S-01D	Bulk Storage Silo	3.33 SPU	1991
S293-E-01E	S293-C-01E	S293-S-01E	Bulk Storage Silo	3.33 SPU	1991
S293-E-01F	S293-C-01F	S293-S-01F	Bulk Storage Silo	3.33 SPU	2011
S293-E-02A	None	S293-S-02A	SA Extruder – Vacuum Port	3.33 SPU	1991
S293-E-02B	None	S293-S-02B	SB Extruder – Vacuum Port	3.33 SPU	1991
S293-E-02C	None	S293-S-02C	SC Extruder – Vacuum Port	3.33 SPU	1991
S293-E-02D	None	S293-S-02D	SD Extruder – Vacuum Port	3.33 SPU	1991
S293-E-02F	None	S293-S-02F	SF Extruder – Vacuum Port	3.33 SPU	1995
S293-E-03A	S293-C-03A	S293-S-02A	SA Extruder -Die	3.33 SPU	1991/2018
S293-E-03B	S293-C-03B	S293-S-02B	SB Extruder -Die	3.33 SPU	1991/2016
S293-E-03C	S293-C-03C	S293-S-02C	SC Extruder -Die	3.33 SPU	1991/2019
S293-E-03D	S293-C-03D	S293-S-02D	SD Extruder -Die	3.33 SPU	1991/2015
S293-E-03F	S293-C-03F	S293-S-02F	SF Extruder -Die	3.33 SPU	1995/2013
S293-E-04A	S293-C-04A	S293-S-03A	Screen A	3.33 SPU	1991
S293-E-04A	S293-C-04A	S293-S-14A	Receiver Bin A	3.33 SPU	1991
S293-E-04A	None	S293-S-10A	Extruder Pelletizer	3.33 SPU	1991
S293-E-04B	S293-C-04B	S293-S-03B	Screen B	3.33 SPU	1991
S293-E-04B	S293-C-04B	S293-S-14B	Receiver Bin B	3.33 SPU	1991
S293-E-04B	None	S293-S-10B	Extruder Pelletizer	3.33 SPU	1991
S293-E-04C	S293-C-04C	S293-S-03C	Screen C	3.33 SPU	1991
S293-E-04C	S293-C-04C	S293-S-14C	Receiver Bin C	3.33 SPU	1991
S293-E-04C	None	S293-S-10C	Extruder Pelletizer	3.33 SPU	1991
S293-E-04D	S293-C-04D	S293-S-03D	Screen D	3.33 SPU	1991
S293-E-04D	S293-C-04D	S293-S-14D	Receiver Bin D	3.33 SPU	1991
S293-E-04D	None	S293-S-10D	Extruder Pelletizer	3.33 SPU	1991
S293-E-04F	S293-C-04F	S293-S-03F	Screen F	3.33 SPU	1995
S293-E-04F	S293-C-04F	S293-S-14F	Receiver Bin F	3.33 SPU	1995

S293-E-04F	None	S293-S-10F	Extruder Pelletizer	3.33 SPU	1995
S293-E-05A	None	S293-S-04A	Impact Separator A	3.33 SPU	1991
S293-E-05B	None	S293-S-04B	Impact Separator B	3.33 SPU	1991
S293-E-05C	None	S293-S-04C	Impact Separator C	3.33 SPU	1991
S293-E-05D	None	S293-S-04D	Impact Separator D	3.33 SPU	1991
S293-E-05F	None	S293-S-04F	Impact Separator F	3.33 SPU	1995
S293-E-06A	None	S293-S-06A	SA Quench Unit	3.33 SPU	1991
S293-E-06A	None	S293-S-07A	SA Plop Buggy	3.33 SPU	2011
S293-E-06B	None	S293-S-06B	SB Quench Unit	3.33 SPU	1991
S293-E-06B	None	S293-S-07B	SB Plop Buggy	3.33 SPU	2011
S293-E-06C	None	S293-S-06C	SC Quench Unit	3.33 SPU	1991
S293-E-06C	None	S293-S-07C	SC Plop Buggy	3.33 SPU	2011
S293-E-06D	None	S293-S-06D	SD Quench Unit	3.33 SPU	1991
S293-E-06D	None	S293-S-07D	SD Plop Buggy	3.33 SPU	2011
S293-E-06F	None	S293-S-06F	SF Quench Unit	3.33 SPU	1991
S293-E-06F	None	S293-S-07F	SF Plop Buggy	3.33 SPU	2011
S293-E-042	None	S293-S-070	Dinamec® Oven	1.01 MMBtu/hr	1996
S293-E-049	S293-C-031	S293-S-038	Area Hoods		1991
S293-E-049	S293-C-031	S293-S-078	Miscellaneous Hoods		1991
S293-E-050	S293-C-050	S293-S-075	Blend Scales		1999
S293-E-050	S293-C-050	S293-S-077	Tornado Mill		1999
S293-E-060	None	S293-S-060	Hot Water Generator	0.40 MM BTU/HR	2019
S293-E-061	None	S293-S-061	Hot Water Generator	0.40 MM BTU/HR	2019
S293-E-062	None	S293-S-062	Hot Water Generator	0.40 MM BTU/HR	2019
S293-E-066	None	S293-S-066	Cold Solvent Cleaner		1991
S293-E-067	None	S293-S-067	Rework Conveyor	13.33 SPU	2006
S293-E-068	None	S293-S-068	Packaging Transfer System	13.33 SPU	2006
S293-E-079	None	S293-S-079	Bushing Shucker		1991

¹For 45CSR13 permitted sources, the numbering system used for the emission points, control devices, and emission units should be consistent with the numbering system used in the 45CSR13 permit. For grandfathered sources, the numbering system should be consistent with registrations or emissions inventory previously submitted to DAQ. For emission points, control devices, and emissions units which have not been previously labeled, use the following 45CSR13 numbering system: 1S, 2S, 3S,... or other appropriate description for emission units; 1C, 2C, 3C,... or other appropriate designation for control devices; 1E, 2E, 3E, ... or other appropriate designation for emission points.

ATTACHMENT E - Emission Unit Form

Emission Unit Description

Emission unit ID number: S293-S-01A	Emission unit name: Bulk Storage Silo	List any control devices associated with this emission unit: S293-C-01A
---	---	---

Provide a description of the emission unit (type, method of operation, design parameters, etc.):
Bulk Storage Silo – Vents through S293-E-01A

Manufacturer: YOUNG INDUSTRIES INC.	Model number: 65-60-10X37-2	Serial number: 3863-6
Construction date: 06/13/1990	Installation date: 1991	Modification date(s): N/A

Design Capacity (examples: furnaces - tons/hr, tanks - gallons): 147 SPU capacity

Maximum Hourly Throughput: 3.33 SPU	Maximum Annual Throughput: 29,171 SPU	Maximum Operating Schedule: 8760 hr/yr
---	---	--

Fuel Usage Data (fill out all applicable fields)

Does this emission unit combust fuel? ___ Yes ___X No	If yes, is it? ___ Indirect Fired ___ Direct Fired
Maximum design heat input and/or maximum horsepower rating:	Type and Btu/hr rating of burners: N/A

List the primary fuel type(s) and if applicable, the secondary fuel type(s). For each fuel type listed, provide the maximum hourly and annual fuel usage for each.

N/A

Describe each fuel expected to be used during the term of the permit.

Fuel Type	Max. Sulfur Content	Max. Ash Content	BTU Value
N/A	N/A	N/A	N/A

<i>Emissions Data</i>		
Criteria Pollutants	Potential Emissions	
	PPH	TPY
Carbon Monoxide (CO)		
Nitrogen Oxides (NO _x)		
Lead (Pb)		
Particulate Matter (PM _{2.5})	0.147	0.646
Particulate Matter (PM ₁₀)	0.355	1.467
Total Particulate Matter (TSP)	6.7	29.35
Sulfur Dioxide (SO ₂)		
Volatile Organic Compounds (VOC)		
Hazardous Air Pollutants	Potential Emissions	
	PPH	TPY
Regulated Pollutants other than Criteria and HAP	Potential Emissions	
	PPH	TPY
<p>List the method(s) used to calculate the potential emissions (include dates of any stack tests conducted, versions of software used, source and dates of emission factors, etc.).</p> <p>EE - Engineering Estimates</p>		

Applicable Requirements

List all applicable requirements for this emission unit. For each applicable requirement, include the underlying rule/regulation citation and/or **construction permit** with the condition number. (*Note: Title V permit condition numbers alone are not the underlying applicable requirements*). If an emission limit is calculated based on the type of source and design capacity or if a standard is based on a design parameter, this information should also be included.

Refer to R13-1533

Permit Shield

For all applicable requirements listed above, provide monitoring/testing/recordkeeping/reporting which shall be used to demonstrate compliance. If the method is based on a permit or rule, include the condition number or citation. (*Note: Each requirement listed above must have an associated method of demonstrating compliance. If there is not already a required method in place, then a method must be proposed.*)

Refer to R13-1533

Are you in compliance with all applicable requirements for this emission unit? Yes No

If no, complete the **Schedule of Compliance Form** as ATTACHMENT F.

ATTACHMENT E - Emission Unit Form

Emission Unit Description

Emission unit ID number: S293-S-01B	Emission unit name: Bulk Storage Silo	List any control devices associated with this emission unit: S293-C-01B
---	---	---

Provide a description of the emission unit (type, method of operation, design parameters, etc.):

Bulk Storage Silo – Vents through S293-E-01B

Manufacturer: YOUNG INDUSTRIES INC.	Model number: 65-60-10X37-2	Serial number: 3863-5
Construction date: 06/13/1990	Installation date: 1991	Modification date(s): 8760 hr/yr

Design Capacity (examples: furnaces - tons/hr, tanks - gallons): 147 SPU capacity

Maximum Hourly Throughput: 3.33 SPU	Maximum Annual Throughput: 29,171 SPU	Maximum Operating Schedule: 8,760 hr/yr
---	---	---

Fuel Usage Data (fill out all applicable fields)

Does this emission unit combust fuel? ___ Yes ___X No	If yes, is it? ___ Indirect Fired ___ Direct Fired
--	--

Maximum design heat input and/or maximum horsepower rating:	Type and Btu/hr rating of burners: N/A
--	--

List the primary fuel type(s) and if applicable, the secondary fuel type(s). For each fuel type listed, provide the maximum hourly and annual fuel usage for each.
N/A

Describe each fuel expected to be used during the term of the permit.

Fuel Type	Max. Sulfur Content	Max. Ash Content	BTU Value
N/A	N/A	N/A	N/A

<i>Emissions Data</i>		
Criteria Pollutants	Potential Emissions	
	PPH	TPY
Carbon Monoxide (CO)		
Nitrogen Oxides (NO _x)		
Lead (Pb)		
Particulate Matter (PM _{2.5})	0.147	0.646
Particulate Matter (PM ₁₀)	0.355	1.467
Total Particulate Matter (TSP)	6.7	29.35
Sulfur Dioxide (SO ₂)		
Volatile Organic Compounds (VOC)		
Hazardous Air Pollutants	Potential Emissions	
	PPH	TPY
Regulated Pollutants other than Criteria and HAP	Potential Emissions	
	PPH	TPY
<p>List the method(s) used to calculate the potential emissions (include dates of any stack tests conducted, versions of software used, source and dates of emission factors, etc.).</p> <p>EE – Engineering Estimates</p>		

Applicable Requirements

List all applicable requirements for this emission unit. For each applicable requirement, include the underlying rule/regulation citation and/or construction permit with the condition number. (Note: Title V permit condition numbers alone are not the underlying applicable requirements). If an emission limit is calculated based on the type of source and design capacity or if a standard is based on a design parameter, this information should also be included.

See Attached List for all Applicable Requirements

Permit Shield

For all applicable requirements listed above, provide monitoring/testing/recordkeeping/reporting which shall be used to demonstrate compliance. If the method is based on a permit or rule, include the condition number or citation. (Note: Each requirement listed above must have an associated method of demonstrating compliance. If there is not already a required method in place, then a method must be proposed.)

Are you in compliance with all applicable requirements for this emission unit? Yes No

If no, complete the **Schedule of Compliance Form** as ATTACHMENT F.

ATTACHMENT E - Emission Unit Form

Emission Unit Description

Emission unit ID number: S293-S-01C	Emission unit name: Bulk Storage Silo	List any control devices associated with this emission unit: S293-C-01C
---	---	---

Provide a description of the emission unit (type, method of operation, design parameters, etc.):

Bulk Storage Silo – Vents through S293-E-01C

Manufacturer: YOUNG INDUSTRIES INC.	Model number: 65-60-10X37-2	Serial number: 3863-4
---	---------------------------------------	---------------------------------

Construction date: 06/13/1990	Installation date: 1991	Modification date(s): N/A
---	-----------------------------------	-------------------------------------

Design Capacity (examples: furnaces - tons/hr, tanks - gallons): 147 SPU capacity

Maximum Hourly Throughput: 3.33 SPU	Maximum Annual Throughput: 29,171 SPU	Maximum Operating Schedule: 8760 hr/yr
---	---	--

Fuel Usage Data (fill out all applicable fields)

Does this emission unit combust fuel? ___ Yes ___X No	If yes, is it? ___ Indirect Fired ___ Direct Fired
--	--

Maximum design heat input and/or maximum horsepower rating:	Type and Btu/hr rating of burners: N/A
--	--

List the primary fuel type(s) and if applicable, the secondary fuel type(s). For each fuel type listed, provide the maximum hourly and annual fuel usage for each.
N/A

Describe each fuel expected to be used during the term of the permit.

Fuel Type	Max. Sulfur Content	Max. Ash Content	BTU Value
N/A	N/A	N/A	N/A

<i>Emissions Data</i>		
Criteria Pollutants	Potential Emissions	
	PPH	TPY
Carbon Monoxide (CO)		
Nitrogen Oxides (NO _x)		
Lead (Pb)		
Particulate Matter (PM _{2.5})	0.147	0.646
Particulate Matter (PM ₁₀)	0.355	1.467
Total Particulate Matter (TSP)	6.7	29.35
Sulfur Dioxide (SO ₂)		
Volatile Organic Compounds (VOC)		
Hazardous Air Pollutants	Potential Emissions	
	PPH	TPY
Regulated Pollutants other than Criteria and HAP	Potential Emissions	
	PPH	TPY
<p>List the method(s) used to calculate the potential emissions (include dates of any stack tests conducted, versions of software used, source and dates of emission factors, etc.).</p> <p>EE – Engineering Estimates</p>		

Applicable Requirements

List all applicable requirements for this emission unit. For each applicable requirement, include the underlying rule/regulation citation and/or construction permit with the condition number. (Note: Title V permit condition numbers alone are not the underlying applicable requirements). If an emission limit is calculated based on the type of source and design capacity or if a standard is based on a design parameter, this information should also be included.

See Attached List for all Applicable Requirements

Permit Shield

For all applicable requirements listed above, provide monitoring/testing/recordkeeping/reporting which shall be used to demonstrate compliance. If the method is based on a permit or rule, include the condition number or citation. (Note: Each requirement listed above must have an associated method of demonstrating compliance. If there is not already a required method in place, then a method must be proposed.)

Are you in compliance with all applicable requirements for this emission unit? Yes No

If no, complete the **Schedule of Compliance Form** as ATTACHMENT F.

ATTACHMENT E - Emission Unit Form

Emission Unit Description

Emission unit ID number: S293-S-01D	Emission unit name: Bulk Storage Silo	List any control devices associated with this emission unit: S293-C-01D
---	---	---

Provide a description of the emission unit (type, method of operation, design parameters, etc.):

Bulk Storage Silo – Vents through S293-E-01D

Manufacturer: YOUNG INDUSTRIES INC.	Model number: 65-60-10X37-2	Serial number: 3863-3
---	---------------------------------------	---------------------------------

Construction date: 06/13/1990	Installation date: 1991	Modification date(s): N/A
---	-----------------------------------	-------------------------------------

Design Capacity (examples: furnaces - tons/hr, tanks - gallons): 147 SPU capacity

Maximum Hourly Throughput: 3.33 SPU	Maximum Annual Throughput: 29,171 SPU	Maximum Operating Schedule: 8760 hr/yr
---	---	--

Fuel Usage Data (fill out all applicable fields)

Does this emission unit combust fuel? ___ Yes ___X No	If yes, is it? ___ Indirect Fired ___ Direct Fired
--	--

Maximum design heat input and/or maximum horsepower rating:	Type and Btu/hr rating of burners: N/A
--	--

List the primary fuel type(s) and if applicable, the secondary fuel type(s). For each fuel type listed, provide the maximum hourly and annual fuel usage for each.

N/A

Describe each fuel expected to be used during the term of the permit.

Fuel Type	Max. Sulfur Content	Max. Ash Content	BTU Value
N/A	N/A	N/A	N/A

<i>Emissions Data</i>		
Criteria Pollutants	Potential Emissions	
	PPH	TPY
Carbon Monoxide (CO)		
Nitrogen Oxides (NO _x)		
Lead (Pb)		
Particulate Matter (PM _{2.5})	0.147	0.646
Particulate Matter (PM ₁₀)	0.355	1.467
Total Particulate Matter (TSP)	6.7	29.35
Sulfur Dioxide (SO ₂)		
Volatile Organic Compounds (VOC)		
Hazardous Air Pollutants	Potential Emissions	
	PPH	TPY
Regulated Pollutants other than Criteria and HAP	Potential Emissions	
	PPH	TPY
<p>List the method(s) used to calculate the potential emissions (include dates of any stack tests conducted, versions of software used, source and dates of emission factors, etc.).</p> <p>EE – Engineering Estimates</p>		

Applicable Requirements

List all applicable requirements for this emission unit. For each applicable requirement, include the underlying rule/regulation citation and/or construction permit with the condition number. (*Note: Title V permit condition numbers alone are not the underlying applicable requirements*). If an emission limit is calculated based on the type of source and design capacity or if a standard is based on a design parameter, this information should also be included.

See Attached List for all Applicable Requirements

Permit Shield

For all applicable requirements listed above, provide monitoring/testing/recordkeeping/reporting which shall be used to demonstrate compliance. If the method is based on a permit or rule, include the condition number or citation. (*Note: Each requirement listed above must have an associated method of demonstrating compliance. If there is not already a required method in place, then a method must be proposed.*)

Are you in compliance with all applicable requirements for this emission unit? Yes No

If no, complete the **Schedule of Compliance Form** as **ATTACHMENT F**.

ATTACHMENT E - Emission Unit Form

Emission Unit Description

Emission unit ID number: S293-S-01E	Emission unit name: Bulk Storage Silo	List any control devices associated with this emission unit: S293-C-01E
---	---	---

Provide a description of the emission unit (type, method of operation, design parameters, etc.):

Bulk Storage Silo – Vents through S293-E-01E

Manufacturer: YOUNG INDUSTRIES INC.	Model number: 65-60-10X37-2	Serial number: 3863-2
---	---------------------------------------	---------------------------------

Construction date: 06/13/1990	Installation date: 1991	Modification date(s): N/A
---	-----------------------------------	-------------------------------------

Design Capacity (examples: furnaces - tons/hr, tanks - gallons): 147 SPU capacity

Maximum Hourly Throughput: 3.33 SPU	Maximum Annual Throughput: 29,171 SPU	Maximum Operating Schedule: 8760 hr/yr
---	---	--

Fuel Usage Data (fill out all applicable fields)

Does this emission unit combust fuel? ___ Yes ___X No	If yes, is it? ___ Indirect Fired ___ Direct Fired
--	--

Maximum design heat input and/or maximum horsepower rating:	Type and Btu/hr rating of burners: N/A
--	--

List the primary fuel type(s) and if applicable, the secondary fuel type(s). For each fuel type listed, provide the maximum hourly and annual fuel usage for each.

N/A

Describe each fuel expected to be used during the term of the permit.

Fuel Type	Max. Sulfur Content	Max. Ash Content	BTU Value
N/A	N/A	N/A	N/A

<i>Emissions Data</i>		
Criteria Pollutants	Potential Emissions	
	PPH	TPY
Carbon Monoxide (CO)		
Nitrogen Oxides (NO _x)		
Lead (Pb)		
Particulate Matter (PM _{2.5})	0.147	0.646
Particulate Matter (PM ₁₀)	0.355	1.467
Total Particulate Matter (TSP)	6.7	29.35
Sulfur Dioxide (SO ₂)		
Volatile Organic Compounds (VOC)		
Hazardous Air Pollutants	Potential Emissions	
	PPH	TPY
Regulated Pollutants other than Criteria and HAP	Potential Emissions	
	PPH	TPY
<p>List the method(s) used to calculate the potential emissions (include dates of any stack tests conducted, versions of software used, source and dates of emission factors, etc.).</p> <p>EE – Engineering Estimates</p>		

Applicable Requirements

List all applicable requirements for this emission unit. For each applicable requirement, include the underlying rule/regulation citation and/or **construction permit** with the condition number. (*Note: Title V permit condition numbers alone are not the underlying applicable requirements*). If an emission limit is calculated based on the type of source and design capacity or if a standard is based on a design parameter, this information should also be included.

See Attached List for all Applicable Requirements

Permit Shield

For all applicable requirements listed above, provide monitoring/testing/recordkeeping/reporting which shall be used to demonstrate compliance. If the method is based on a permit or rule, include the condition number or citation. (*Note: Each requirement listed above must have an associated method of demonstrating compliance. If there is not already a required method in place, then a method must be proposed.*)

Are you in compliance with all applicable requirements for this emission unit? Yes No

If no, complete the **Schedule of Compliance Form** as ATTACHMENT F.

ATTACHMENT E - Emission Unit Form

Emission Unit Description

Emission unit ID number: S293-S-01F	Emission unit name: Bulk Storage Silo	List any control devices associated with this emission unit: S293-C-01F
---	---	---

Provide a description of the emission unit (type, method of operation, design parameters, etc.):

Bulk Storage Silo – Vents through S293-E-01F

Manufacturer: YOUNG INDUSTRIES INC.	Model number: 65-60-10X37-2	Serial number: 3863-1
---	---------------------------------------	---------------------------------

Construction date: 06/13/1990	Installation date: 1991	Modification date(s): 2011
---	-----------------------------------	--------------------------------------

Design Capacity (examples: furnaces - tons/hr, tanks - gallons): 147 SPU capacity

Maximum Hourly Throughput: 3.33 SPU	Maximum Annual Throughput: 29,171 SPU	Maximum Operating Schedule: 8760 hr/yr
---	---	--

Fuel Usage Data (fill out all applicable fields)

Does this emission unit combust fuel? ___ Yes ___X No	If yes, is it? ___ Indirect Fired ___ Direct Fired
--	--

Maximum design heat input and/or maximum horsepower rating:	Type and Btu/hr rating of burners: N/A
--	--

List the primary fuel type(s) and if applicable, the secondary fuel type(s). For each fuel type listed, provide the maximum hourly and annual fuel usage for each.
N/A

Describe each fuel expected to be used during the term of the permit.

Fuel Type	Max. Sulfur Content	Max. Ash Content	BTU Value
N/A	N/A	N/A	N/A

<i>Emissions Data</i>		
Criteria Pollutants	Potential Emissions	
	PPH	TPY
Carbon Monoxide (CO)		
Nitrogen Oxides (NO _x)		
Lead (Pb)		
Particulate Matter (PM _{2.5})		
Particulate Matter (PM ₁₀)		
Total Particulate Matter (TSP)	0.0003	0.001314
Sulfur Dioxide (SO ₂)		
Volatile Organic Compounds (VOC)	0.0147	0.064386
Hazardous Air Pollutants	Potential Emissions	
	PPH	TPY
THAPs	0.0018	0.007884
Formaldehyde	0.0018	0.007884
Regulated Pollutants other than Criteria and HAP	Potential Emissions	
	PPH	TPY
<p>List the method(s) used to calculate the potential emissions (include dates of any stack tests conducted, versions of software used, source and dates of emission factors, etc.).</p> <p>EE – Engineering Estimates</p>		

Applicable Requirements

List all applicable requirements for this emission unit. For each applicable requirement, include the underlying rule/regulation citation and/or **construction permit** with the condition number. (*Note: Title V permit condition numbers alone are not the underlying applicable requirements*). If an emission limit is calculated based on the type of source and design capacity or if a standard is based on a design parameter, this information should also be included.

See Attached List for all Applicable Requirements

Permit Shield

For all applicable requirements listed above, provide monitoring/testing/recordkeeping/reporting which shall be used to demonstrate compliance. If the method is based on a permit or rule, include the condition number or citation. (*Note: Each requirement listed above must have an associated method of demonstrating compliance. If there is not already a required method in place, then a method must be proposed.*)

Are you in compliance with all applicable requirements for this emission unit? Yes No

If no, complete the **Schedule of Compliance Form** as ATTACHMENT F.

ATTACHMENT E - Emission Unit Form

Emission Unit Description

Emission unit ID number: S293-S-02A	Emission unit name: SA Extruder – Vacuum Port	List any control devices associated with this emission unit:
---	---	---

Provide a description of the emission unit (type, method of operation, design parameters, etc.):

SA Extruder – Vacuum Port – Vents through S293-E-02A

Manufacturer: WER-PFLE	Model number: ZSK70	Serial number: 180 352 89-3139
----------------------------------	-------------------------------	--

Construction date: 1990	Installation date: 1991	Modification date(s): N/A
-----------------------------------	-----------------------------------	-------------------------------------

Design Capacity (examples: furnaces - tons/hr, tanks - gallons): 3.33 SPU/hr

Maximum Hourly Throughput: 3.33 SPU	Maximum Annual Throughput: 29,171 SPU	Maximum Operating Schedule: 8760 hr/yr
---	---	--

Fuel Usage Data (fill out all applicable fields)

Does this emission unit combust fuel? ___ Yes ___X No	If yes, is it? ___ Indirect Fired ___ Direct Fired
--	--

Maximum design heat input and/or maximum horsepower rating:	Type and Btu/hr rating of burners: N/A
--	--

List the primary fuel type(s) and if applicable, the secondary fuel type(s). For each fuel type listed, provide the maximum hourly and annual fuel usage for each.
N/A

Describe each fuel expected to be used during the term of the permit.

Fuel Type	Max. Sulfur Content	Max. Ash Content	BTU Value
N/A	N/A	N/A	N/A

<i>Emissions Data</i>		
Criteria Pollutants	Potential Emissions	
	PPH	TPY
Carbon Monoxide (CO)	0.1	0.03
Nitrogen Oxides (NO _x)		
Lead (Pb)		
Particulate Matter (PM _{2.5})		
Particulate Matter (PM ₁₀)	2.2	0.01
Total Particulate Matter (TSP)	2.2	0.01
Sulfur Dioxide (SO ₂)		
Volatile Organic Compounds (VOC)	0.1	0.08
Hazardous Air Pollutants	Potential Emissions	
	PPH	TPY
Total HAPs	0.12	0.116
Benzene	0.01	0.016
Formaldehyde	0.08	0.072
Acrylonitrile	0.02	0.005
Regulated Pollutants other than Criteria and HAP	Potential Emissions	
	PPH	TPY
<p>List the method(s) used to calculate the potential emissions (include dates of any stack tests conducted, versions of software used, source and dates of emission factors, etc.).</p>		
<p>EE – Engineering Estimates</p>		

Applicable Requirements

List all applicable requirements for this emission unit. For each applicable requirement, include the underlying rule/regulation citation and/or **construction permit** with the condition number. (*Note: Title V permit condition numbers alone are not the underlying applicable requirements*). If an emission limit is calculated based on the type of source and design capacity or if a standard is based on a design parameter, this information should also be included.

See Attached List for all Applicable Requirements

Permit Shield

For all applicable requirements listed above, provide monitoring/testing/recordkeeping/reporting which shall be used to demonstrate compliance. If the method is based on a permit or rule, include the condition number or citation. (*Note: Each requirement listed above must have an associated method of demonstrating compliance. If there is not already a required method in place, then a method must be proposed.*)

Are you in compliance with all applicable requirements for this emission unit? Yes No

If no, complete the **Schedule of Compliance Form** as ATTACHMENT F.

ATTACHMENT E - Emission Unit Form

Emission Unit Description

Emission unit ID number: S293-S-02A	Emission unit name: SA Extruder - Die	List any control devices associated with this emission unit: S293-C-03A
---	---	---

Provide a description of the emission unit (type, method of operation, design parameters, etc.):

Extruder Die – Vents through S293-E-03A

Manufacturer: WER-PFLE	Model number: ZSK70	Serial number: 180 352 89-3139
----------------------------------	-------------------------------	--

Construction date: 1990	Installation date: 1991	Modification date(s): 2018
-----------------------------------	-----------------------------------	--------------------------------------

Design Capacity (examples: furnaces - tons/hr, tanks - gallons): 3.33 SPU/hr capacity

Maximum Hourly Throughput: 3.33 SPU	Maximum Annual Throughput: 29,171 SPU	Maximum Operating Schedule: 8760 hr/yr
---	---	--

Fuel Usage Data (fill out all applicable fields)

Does this emission unit combust fuel? ___ Yes ___X No	If yes, is it? ___ Indirect Fired ___ Direct Fired
--	--

Maximum design heat input and/or maximum horsepower rating:	Type and Btu/hr rating of burners: N/A
--	--

List the primary fuel type(s) and if applicable, the secondary fuel type(s). For each fuel type listed, provide the maximum hourly and annual fuel usage for each.
N/A

Describe each fuel expected to be used during the term of the permit.

Fuel Type	Max. Sulfur Content	Max. Ash Content	BTU Value
N/A	N/A	N/A	N/A

<i>Emissions Data</i>		
Criteria Pollutants	Potential Emissions	
	PPH	TPY
Carbon Monoxide (CO)	0.1	0.11
Nitrogen Oxides (NO _x)		
Lead (Pb)		
Particulate Matter (PM _{2.5})	10.9	47.74
Particulate Matter (PM ₁₀)	10.9	47.74
Total Particulate Matter (TSP)	10.9	47.74
Sulfur Dioxide (SO ₂)		
Volatile Organic Compounds (VOC)	0.1	0.32
Hazardous Air Pollutants	Potential Emissions	
	PPH	TPY
Total HAPs	0.10	0.43
Formaldehyde	0.08	0.31
Acrylonitrile	0.02	0.005
Regulated Pollutants other than Criteria and HAP	Potential Emissions	
	PPH	TPY
<p>List the method(s) used to calculate the potential emissions (include dates of any stack tests conducted, versions of software used, source and dates of emission factors, etc.).</p> <p>EE – Engineering Estimates</p>		

Applicable Requirements

List all applicable requirements for this emission unit. For each applicable requirement, include the underlying rule/regulation citation and/or **construction permit** with the condition number. (*Note: Title V permit condition numbers alone are not the underlying applicable requirements*). If an emission limit is calculated based on the type of source and design capacity or if a standard is based on a design parameter, this information should also be included.

See Attached List for all Applicable Requirements

Permit Shield

For all applicable requirements listed above, provide monitoring/testing/recordkeeping/reporting which shall be used to demonstrate compliance. If the method is based on a permit or rule, include the condition number or citation. (*Note: Each requirement listed above must have an associated method of demonstrating compliance. If there is not already a required method in place, then a method must be proposed.*)

Are you in compliance with all applicable requirements for this emission unit? Yes No

If no, complete the **Schedule of Compliance Form** as ATTACHMENT F.

ATTACHMENT E - Emission Unit Form

Emission Unit Description

Emission unit ID number: S293-S-02B	Emission unit name: SB Extruder – Vacuum Port	List any control devices associated with this emission unit:
---	---	---

Provide a description of the emission unit (type, method of operation, design parameters, etc.):

SB Extruder – Vacuum Port – Vents through S293-E-02B

Manufacturer: WER-PFLE	Model number: ZSK70	Serial number: 180 353 89-3141
----------------------------------	-------------------------------	--

Construction date: 1990	Installation date: 1991	Modification date(s): N/A
-----------------------------------	-----------------------------------	-------------------------------------

Design Capacity (examples: furnaces - tons/hr, tanks - gallons): 3.33 SPU/hr

Maximum Hourly Throughput: 3.33 SPU	Maximum Annual Throughput: 29,171 SPU	Maximum Operating Schedule: 8760 hr/yr
---	---	--

Fuel Usage Data (fill out all applicable fields)

Does this emission unit combust fuel? ___ Yes ___X No	If yes, is it? ___ Indirect Fired ___ Direct Fired
--	--

Maximum design heat input and/or maximum horsepower rating:	Type and Btu/hr rating of burners: N/A
--	--

List the primary fuel type(s) and if applicable, the secondary fuel type(s). For each fuel type listed, provide the maximum hourly and annual fuel usage for each.

N/A

Describe each fuel expected to be used during the term of the permit.

Fuel Type	Max. Sulfur Content	Max. Ash Content	BTU Value
N/A	N/A	N/A	N/A

<i>Emissions Data</i>		
Criteria Pollutants	Potential Emissions	
	PPH	TPY
Carbon Monoxide (CO)	0.1	0.03
Nitrogen Oxides (NO _x)		
Lead (Pb)		
Particulate Matter (PM _{2.5})		
Particulate Matter (PM ₁₀)	2.2	0.01
Total Particulate Matter (TSP)	2.2	0.01
Sulfur Dioxide (SO ₂)		
Volatile Organic Compounds (VOC)	0.1	0.08
Hazardous Air Pollutants	Potential Emissions	
	PPH	TPY
Total HAPs	0.12	0.116
Benzene	0.01	0.016
Formaldehyde	0.08	0.072
Acrylonitrile	0.02	0.005
Regulated Pollutants other than Criteria and HAP	Potential Emissions	
	PPH	TPY
<p>List the method(s) used to calculate the potential emissions (include dates of any stack tests conducted, versions of software used, source and dates of emission factors, etc.).</p> <p>EE – Engineering Estimates</p>		

Applicable Requirements

List all applicable requirements for this emission unit. For each applicable requirement, include the underlying rule/regulation citation and/or **construction permit** with the condition number. (*Note: Title V permit condition numbers alone are not the underlying applicable requirements*). If an emission limit is calculated based on the type of source and design capacity or if a standard is based on a design parameter, this information should also be included.

See Attached List for all Applicable Requirements

Permit Shield

For all applicable requirements listed above, provide monitoring/testing/recordkeeping/reporting which shall be used to demonstrate compliance. If the method is based on a permit or rule, include the condition number or citation. (*Note: Each requirement listed above must have an associated method of demonstrating compliance. If there is not already a required method in place, then a method must be proposed.*)

Are you in compliance with all applicable requirements for this emission unit? Yes No

If no, complete the **Schedule of Compliance Form** as **ATTACHMENT F**.

ATTACHMENT E - Emission Unit Form

Emission Unit Description

Emission unit ID number: S293-S-02B	Emission unit name: SB Extruder - Die	List any control devices associated with this emission unit: S293-C-03B
---	---	---

Provide a description of the emission unit (type, method of operation, design parameters, etc.):

Extruder Die – Vents through S293-E-03B

Manufacturer: WER-PFLE	Model number: ZSK70	Serial number: 180 353 89-3141
----------------------------------	-------------------------------	--

Construction date: 1990	Installation date: 1991	Modification date(s): 2016
-----------------------------------	-----------------------------------	--------------------------------------

Design Capacity (examples: furnaces - tons/hr, tanks - gallons): 3.33 SPU/hr

Maximum Hourly Throughput: 3.33 SPU	Maximum Annual Throughput: 29,171 SPU	Maximum Operating Schedule: 8760 hr/yr
---	---	--

Fuel Usage Data (fill out all applicable fields)

Does this emission unit combust fuel? ___ Yes ___X No	If yes, is it? ___ Indirect Fired ___ Direct Fired
--	--

Maximum design heat input and/or maximum horsepower rating:	Type and Btu/hr rating of burners: N/A
--	--

List the primary fuel type(s) and if applicable, the secondary fuel type(s). For each fuel type listed, provide the maximum hourly and annual fuel usage for each.
N/A

Describe each fuel expected to be used during the term of the permit.

Fuel Type	Max. Sulfur Content	Max. Ash Content	BTU Value
N/A	N/A	N/A	N/A

<i>Emissions Data</i>		
Criteria Pollutants	Potential Emissions	
	PPH	TPY
Carbon Monoxide (CO)	0.1	0.11
Nitrogen Oxides (NO _x)		
Lead (Pb)		
Particulate Matter (PM _{2.5})	10.9	47.74
Particulate Matter (PM ₁₀)	10.9	47.74
Total Particulate Matter (TSP)	10.9	47.74
Sulfur Dioxide (SO ₂)		
Volatile Organic Compounds (VOC)	0.1	0.32
Hazardous Air Pollutants	Potential Emissions	
	PPH	TPY
Total HAPs	0.10	0.43
Formaldehyde	0.08	0.31
Acrylonitrile	0.02	0.005
Regulated Pollutants other than Criteria and HAP	Potential Emissions	
	PPH	TPY
<p>List the method(s) used to calculate the potential emissions (include dates of any stack tests conducted, versions of software used, source and dates of emission factors, etc.).</p> <p>EE – Engineering Estimates</p>		

Applicable Requirements

List all applicable requirements for this emission unit. For each applicable requirement, include the underlying rule/regulation citation and/or construction permit with the condition number. (*Note: Title V permit condition numbers alone are not the underlying applicable requirements*). If an emission limit is calculated based on the type of source and design capacity or if a standard is based on a design parameter, this information should also be included.

See Attached List for all Applicable Requirements

Permit Shield

For all applicable requirements listed above, provide monitoring/testing/recordkeeping/reporting which shall be used to demonstrate compliance. If the method is based on a permit or rule, include the condition number or citation. (*Note: Each requirement listed above must have an associated method of demonstrating compliance. If there is not already a required method in place, then a method must be proposed.*)

Are you in compliance with all applicable requirements for this emission unit? Yes No

If no, complete the **Schedule of Compliance Form** as ATTACHMENT F.

ATTACHMENT E - Emission Unit Form

Emission Unit Description

Emission unit ID number: S293-S-02C	Emission unit name: SC Extruder – Vacuum Port	List any control devices associated with this emission unit:
---	---	---

Provide a description of the emission unit (type, method of operation, design parameters, etc.):

SC Extruder – Vacuum Port – Vents through S293-E-02C

Manufacturer: WER-PFLE	Model number: ZSK70	Serial number: 180 259
Construction date: 1990	Installation date: 1991	Modification date(s): N/A

Design Capacity (examples: furnaces - tons/hr, tanks - gallons): 3.33 SPU/hr

Maximum Hourly Throughput: 3.33 SPU	Maximum Annual Throughput: 29,171 SPU	Maximum Operating Schedule: 8760 hrs/yr
---	---	---

Fuel Usage Data (fill out all applicable fields)

Does this emission unit combust fuel? ___ Yes ___X No	If yes, is it? ___ Indirect Fired ___ Direct Fired
--	--

Maximum design heat input and/or maximum horsepower rating:	Type and Btu/hr rating of burners: N/A
--	--

List the primary fuel type(s) and if applicable, the secondary fuel type(s). For each fuel type listed, provide the maximum hourly and annual fuel usage for each.
N/A

Describe each fuel expected to be used during the term of the permit.

Fuel Type	Max. Sulfur Content	Max. Ash Content	BTU Value
N/A	N/A	N/A	N/A

<i>Emissions Data</i>		
Criteria Pollutants	Potential Emissions	
	PPH	TPY
Carbon Monoxide (CO)	0.1	0.03
Nitrogen Oxides (NO _x)		
Lead (Pb)		
Particulate Matter (PM _{2.5})		
Particulate Matter (PM ₁₀)	2.2	0.01
Total Particulate Matter (TSP)	2.2	0.01
Sulfur Dioxide (SO ₂)		
Volatile Organic Compounds (VOC)	0.1	0.08
Hazardous Air Pollutants	Potential Emissions	
	PPH	TPY
Total HAPs	0.12	0.116
Benzene	0.01	0.016
Formaldehyde	0.08	0.072
Acrylonitrile	0.02	0.005
Regulated Pollutants other than Criteria and HAP	Potential Emissions	
	PPH	TPY
<p>List the method(s) used to calculate the potential emissions (include dates of any stack tests conducted, versions of software used, source and dates of emission factors, etc.).</p> <p>EE – Engineering Estimates</p>		

Applicable Requirements

List all applicable requirements for this emission unit. For each applicable requirement, include the underlying rule/regulation citation and/or construction permit with the condition number. (*Note: Title V permit condition numbers alone are not the underlying applicable requirements*). If an emission limit is calculated based on the type of source and design capacity or if a standard is based on a design parameter, this information should also be included.

See Attached List for all Applicable Requirements

Permit Shield

For all applicable requirements listed above, provide monitoring/testing/recordkeeping/reporting which shall be used to demonstrate compliance. If the method is based on a permit or rule, include the condition number or citation. (*Note: Each requirement listed above must have an associated method of demonstrating compliance. If there is not already a required method in place, then a method must be proposed.*)

Are you in compliance with all applicable requirements for this emission unit? Yes No

If no, complete the **Schedule of Compliance Form** as ATTACHMENT F.

ATTACHMENT E - Emission Unit Form

Emission Unit Description

Emission unit ID number: S293-S-02C	Emission unit name: SC Extruder - Die	List any control devices associated with this emission unit: S293-C-03C
---	---	---

Provide a description of the emission unit (type, method of operation, design parameters, etc.):

Extruder Die – Vents through S293-E-03C

Manufacturer: WER-PFLE	Model number: ZSK70	Serial number: 180 259
Construction date: 1990	Installation date: 1991	Modification date(s): 2019

Design Capacity (examples: furnaces - tons/hr, tanks - gallons): 3.33 SPU/hr

Maximum Hourly Throughput: 3.33 SPU	Maximum Annual Throughput: 29,171 SPU	Maximum Operating Schedule: 8760 hr/yr
---	---	--

Fuel Usage Data (fill out all applicable fields)

Does this emission unit combust fuel? ___ Yes ___X No	If yes, is it? ___ Indirect Fired ___ Direct Fired
--	--

Maximum design heat input and/or maximum horsepower rating:	Type and Btu/hr rating of burners: N/A
--	--

List the primary fuel type(s) and if applicable, the secondary fuel type(s). For each fuel type listed, provide the maximum hourly and annual fuel usage for each.
N/A

Describe each fuel expected to be used during the term of the permit.

Fuel Type	Max. Sulfur Content	Max. Ash Content	BTU Value
N/A	N/A	N/A	N/A

<i>Emissions Data</i>		
Criteria Pollutants	Potential Emissions	
	PPH	TPY
Carbon Monoxide (CO)	0.1	0.11
Nitrogen Oxides (NO _x)		
Lead (Pb)		
Particulate Matter (PM _{2.5})	10.9	47.74
Particulate Matter (PM ₁₀)	10.9	47.74
Total Particulate Matter (TSP)	10.9	47.74
Sulfur Dioxide (SO ₂)		
Volatile Organic Compounds (VOC)	0.1	0.32
Hazardous Air Pollutants	Potential Emissions	
	PPH	TPY
Total HAPs	0.10	0.43
Formaldehyde	0.08	0.31
Acrylonitrile	0.02	0.005
Regulated Pollutants other than Criteria and HAP	Potential Emissions	
	PPH	TPY
<p>List the method(s) used to calculate the potential emissions (include dates of any stack tests conducted, versions of software used, source and dates of emission factors, etc.).</p> <p>EE – Engineering Estimates</p>		

Applicable Requirements

List all applicable requirements for this emission unit. For each applicable requirement, include the underlying rule/regulation citation and/or construction permit with the condition number. (*Note: Title V permit condition numbers alone are not the underlying applicable requirements*). If an emission limit is calculated based on the type of source and design capacity or if a standard is based on a design parameter, this information should also be included.

See Attached List for all Applicable Requirements

Permit Shield

For all applicable requirements listed above, provide monitoring/testing/recordkeeping/reporting which shall be used to demonstrate compliance. If the method is based on a permit or rule, include the condition number or citation. (*Note: Each requirement listed above must have an associated method of demonstrating compliance. If there is not already a required method in place, then a method must be proposed.*)

Are you in compliance with all applicable requirements for this emission unit? Yes No

If no, complete the **Schedule of Compliance Form** as ATTACHMENT F.

ATTACHMENT E - Emission Unit Form

Emission Unit Description

Emission unit ID number: S293-S-02D	Emission unit name: SD Extruder – Vacuum Port	List any control devices associated with this emission unit:
---	---	---

Provide a description of the emission unit (type, method of operation, design parameters, etc.):

SD Extruder – Vacuum Port – Vents through S293-E-02D

Manufacturer: WER-PFLE	Model number: ZSK70	Serial number: 180354 893141
----------------------------------	-------------------------------	--

Construction date: 1990	Installation date: 1991	Modification date(s): N/A
-----------------------------------	-----------------------------------	-------------------------------------

Design Capacity (examples: furnaces - tons/hr, tanks - gallons): 3.33 SPU/hr

Maximum Hourly Throughput: 3.33 SPU	Maximum Annual Throughput: 29,171 SPU	Maximum Operating Schedule: 8760 hrs/yr
---	---	---

Fuel Usage Data (fill out all applicable fields)

Does this emission unit combust fuel? ___ Yes ___X No	If yes, is it? ___ Indirect Fired ___ Direct Fired
--	--

Maximum design heat input and/or maximum horsepower rating:	Type and Btu/hr rating of burners: N/A
--	--

List the primary fuel type(s) and if applicable, the secondary fuel type(s). For each fuel type listed, provide the maximum hourly and annual fuel usage for each.
N/A

Describe each fuel expected to be used during the term of the permit.

Fuel Type	Max. Sulfur Content	Max. Ash Content	BTU Value
N/A	N/A	N/A	N/A

<i>Emissions Data</i>		
Criteria Pollutants	Potential Emissions	
	PPH	TPY
Carbon Monoxide (CO)	0.1	0.03
Nitrogen Oxides (NO _x)		
Lead (Pb)		
Particulate Matter (PM _{2.5})		
Particulate Matter (PM ₁₀)	2.2	0.01
Total Particulate Matter (TSP)	2.2	0.01
Sulfur Dioxide (SO ₂)		
Volatile Organic Compounds (VOC)	0.1	0.08
Hazardous Air Pollutants	Potential Emissions	
	PPH	TPY
Total HAPs	0.12	0.116
Benzene	0.01	0.016
Formaldehyde	0.08	0.072
Acrylonitrile	0.02	0.005
Regulated Pollutants other than Criteria and HAP	Potential Emissions	
	PPH	TPY
<p>List the method(s) used to calculate the potential emissions (include dates of any stack tests conducted, versions of software used, source and dates of emission factors, etc.).</p> <p>EE – Engineering Estimates</p>		

Applicable Requirements

List all applicable requirements for this emission unit. For each applicable requirement, include the underlying rule/regulation citation and/or construction permit with the condition number. (*Note: Title V permit condition numbers alone are not the underlying applicable requirements*). If an emission limit is calculated based on the type of source and design capacity or if a standard is based on a design parameter, this information should also be included.

See Attached List for all Applicable Requirements

Permit Shield

For all applicable requirements listed above, provide monitoring/testing/recordkeeping/reporting which shall be used to demonstrate compliance. If the method is based on a permit or rule, include the condition number or citation. (*Note: Each requirement listed above must have an associated method of demonstrating compliance. If there is not already a required method in place, then a method must be proposed.*)

Are you in compliance with all applicable requirements for this emission unit? Yes No

If no, complete the **Schedule of Compliance Form** as ATTACHMENT F.

ATTACHMENT E - Emission Unit Form

Emission Unit Description

Emission unit ID number: S293-S-02D	Emission unit name: SD Extruder - Die	List any control devices associated with this emission unit: S293-C-03D
---	---	---

Provide a description of the emission unit (type, method of operation, design parameters, etc.):

Extruder Die – Vents through S293-E-03D

Manufacturer: WER-PFLE	Model number: ZSK70	Serial number: 180354 893141
----------------------------------	-------------------------------	--

Construction date: 1990	Installation date: 1991	Modification date(s): 2015
-----------------------------------	-----------------------------------	--------------------------------------

Design Capacity (examples: furnaces - tons/hr, tanks - gallons): 3.33 SPU/hr

Maximum Hourly Throughput: 3.33 SPU	Maximum Annual Throughput: 29,171 SPU	Maximum Operating Schedule: 8760 hr/yr
---	---	--

Fuel Usage Data (fill out all applicable fields)

Does this emission unit combust fuel? ___ Yes ___X No	If yes, is it? ___ Indirect Fired ___ Direct Fired
--	--

Maximum design heat input and/or maximum horsepower rating:	Type and Btu/hr rating of burners: N/A
--	--

List the primary fuel type(s) and if applicable, the secondary fuel type(s). For each fuel type listed, provide the maximum hourly and annual fuel usage for each.
N/A

Describe each fuel expected to be used during the term of the permit.

Fuel Type	Max. Sulfur Content	Max. Ash Content	BTU Value
N/A	N/A	N/A	N/A

<i>Emissions Data</i>		
Criteria Pollutants	Potential Emissions	
	PPH	TPY
Carbon Monoxide (CO)	0.1	0.11
Nitrogen Oxides (NO _x)		
Lead (Pb)		
Particulate Matter (PM _{2.5})	10.9	47.74
Particulate Matter (PM ₁₀)	10.9	47.74
Total Particulate Matter (TSP)	10.9	47.74
Sulfur Dioxide (SO ₂)		
Volatile Organic Compounds (VOC)	0.1	0.32
Hazardous Air Pollutants	Potential Emissions	
	PPH	TPY
Total HAPs	0.10	0.43
Formaldehyde	0.08	0.31
Acrylonitrile	0.02	0.005
Regulated Pollutants other than Criteria and HAP	Potential Emissions	
	PPH	TPY
<p>List the method(s) used to calculate the potential emissions (include dates of any stack tests conducted, versions of software used, source and dates of emission factors, etc.).</p> <p>EE – Engineering Estimates</p>		

Applicable Requirements

List all applicable requirements for this emission unit. For each applicable requirement, include the underlying rule/regulation citation and/or **construction permit** with the condition number. (*Note: Title V permit condition numbers alone are not the underlying applicable requirements*). If an emission limit is calculated based on the type of source and design capacity or if a standard is based on a design parameter, this information should also be included.

See Attached List for all Applicable Requirements

Permit Shield

For all applicable requirements listed above, provide monitoring/testing/recordkeeping/reporting which shall be used to demonstrate compliance. If the method is based on a permit or rule, include the condition number or citation. (*Note: Each requirement listed above must have an associated method of demonstrating compliance. If there is not already a required method in place, then a method must be proposed.*)

Are you in compliance with all applicable requirements for this emission unit? Yes No

If no, complete the **Schedule of Compliance Form** as ATTACHMENT F.

ATTACHMENT E - Emission Unit Form

Emission Unit Description

Emission unit ID number: S293-S-02F	Emission unit name: SF Extruder – Vacuum Port	List any control devices associated with this emission unit:
---	---	---

Provide a description of the emission unit (type, method of operation, design parameters, etc.):

SF Extruder – Vacuum Port – Vents through S293-E-02F

Manufacturer: WER-PFLE	Model number: ZSK70	Serial number: 180352 893339
----------------------------------	-------------------------------	--

Construction date: 1995	Installation date: 1995	Modification date(s): N/A
-----------------------------------	-----------------------------------	-------------------------------------

Design Capacity (examples: furnaces - tons/hr, tanks - gallons): 3.33 SPU/hr

Maximum Hourly Throughput: 3.33 SPU	Maximum Annual Throughput: 29,171 SPU	Maximum Operating Schedule: 8760 hrs/yr
---	---	---

Fuel Usage Data (fill out all applicable fields)

Does this emission unit combust fuel? ___ Yes ___X No	If yes, is it? ___ Indirect Fired ___ Direct Fired
--	--

Maximum design heat input and/or maximum horsepower rating:	Type and Btu/hr rating of burners: N/A
--	--

List the primary fuel type(s) and if applicable, the secondary fuel type(s). For each fuel type listed, provide the maximum hourly and annual fuel usage for each.
N/A

Describe each fuel expected to be used during the term of the permit.

Fuel Type	Max. Sulfur Content	Max. Ash Content	BTU Value
N/A	N/A	N/A	N/A

<i>Emissions Data</i>		
Criteria Pollutants	Potential Emissions	
	PPH	TPY
Carbon Monoxide (CO)	0.03	0.11
Nitrogen Oxides (NO _x)		
Lead (Pb)		
Particulate Matter (PM _{2.5})	0.01	0.04
Particulate Matter (PM ₁₀)	0.01	0.04
Total Particulate Matter (TSP)	0.01	0.04
Sulfur Dioxide (SO ₂)		
Volatile Organic Compounds (VOC)		
Hazardous Air Pollutants	Potential Emissions	
	PPH	TPY
Total HAPs	0.03	0.11
Regulated Pollutants other than Criteria and HAP	Potential Emissions	
	PPH	TPY
<p>List the method(s) used to calculate the potential emissions (include dates of any stack tests conducted, versions of software used, source and dates of emission factors, etc.).</p> <p>EE – Engineering Estimates</p>		

Applicable Requirements

List all applicable requirements for this emission unit. For each applicable requirement, include the underlying rule/regulation citation and/or **construction permit** with the condition number. (*Note: Title V permit condition numbers alone are not the underlying applicable requirements*). If an emission limit is calculated based on the type of source and design capacity or if a standard is based on a design parameter, this information should also be included.

See Attached List for all Applicable Requirements

Permit Shield

For all applicable requirements listed above, provide monitoring/testing/recordkeeping/reporting which shall be used to demonstrate compliance. If the method is based on a permit or rule, include the condition number or citation. (*Note: Each requirement listed above must have an associated method of demonstrating compliance. If there is not already a required method in place, then a method must be proposed.*)

Are you in compliance with all applicable requirements for this emission unit? Yes No

If no, complete the **Schedule of Compliance Form** as ATTACHMENT F.

ATTACHMENT E - Emission Unit Form

Emission Unit Description

Emission unit ID number: S293-S-02F	Emission unit name: SF Extruder - Die	List any control devices associated with this emission unit: S293-C-03F
---	---	---

Provide a description of the emission unit (type, method of operation, design parameters, etc.):

Extruder Die – Vents through S293-E-03F

Manufacturer: WER-PFLE	Model number: ZSK70	Serial number: 180352 893339
----------------------------------	-------------------------------	--

Construction date: 1995	Installation date: 1995	Modification date(s): 2013
-----------------------------------	-----------------------------------	--------------------------------------

Design Capacity (examples: furnaces - tons/hr, tanks - gallons): 3.33 SPU

Maximum Hourly Throughput: 3.33 SPU	Maximum Annual Throughput: 29,171 SPU	Maximum Operating Schedule: 8760 hr/yr
---	---	--

Fuel Usage Data (fill out all applicable fields)

Does this emission unit combust fuel? ___ Yes ___X No	If yes, is it? ___ Indirect Fired ___ Direct Fired
--	--

Maximum design heat input and/or maximum horsepower rating:	Type and Btu/hr rating of burners: N/A
--	--

List the primary fuel type(s) and if applicable, the secondary fuel type(s). For each fuel type listed, provide the maximum hourly and annual fuel usage for each.
N/A

Describe each fuel expected to be used during the term of the permit.

Fuel Type	Max. Sulfur Content	Max. Ash Content	BTU Value
N/A	N/A	N/A	N/A

<i>Emissions Data</i>		
Criteria Pollutants	Potential Emissions	
	PPH	TPY
Carbon Monoxide (CO)	0.1	0.11
Nitrogen Oxides (NO _x)		
Lead (Pb)		
Particulate Matter (PM _{2.5})	10.9	47.74
Particulate Matter (PM ₁₀)	10.9	47.74
Total Particulate Matter (TSP)	10.9	47.74
Sulfur Dioxide (SO ₂)		
Volatile Organic Compounds (VOC)	0.1	0.32
Hazardous Air Pollutants	Potential Emissions	
	PPH	TPY
Total HAPs	0.10	0.43
Formaldehyde	0.08	0.31
Acrylonitrile	0.02	0.005
Regulated Pollutants other than Criteria and HAP	Potential Emissions	
	PPH	TPY
<p>List the method(s) used to calculate the potential emissions (include dates of any stack tests conducted, versions of software used, source and dates of emission factors, etc.).</p> <p>EE – Engineering Estimates</p>		

Applicable Requirements

List all applicable requirements for this emission unit. For each applicable requirement, include the underlying rule/regulation citation and/or construction permit with the condition number. (*Note: Title V permit condition numbers alone are not the underlying applicable requirements*). If an emission limit is calculated based on the type of source and design capacity or if a standard is based on a design parameter, this information should also be included.

See Attached List for all Applicable Requirements

Permit Shield

For all applicable requirements listed above, provide monitoring/testing/recordkeeping/reporting which shall be used to demonstrate compliance. If the method is based on a permit or rule, include the condition number or citation. (*Note: Each requirement listed above must have an associated method of demonstrating compliance. If there is not already a required method in place, then a method must be proposed.*)

Are you in compliance with all applicable requirements for this emission unit? Yes No

If no, complete the **Schedule of Compliance Form** as ATTACHMENT F.

ATTACHMENT E - Emission Unit Form

Emission Unit Description

Emission unit ID number: S293-S-03A	Emission unit name: Screen A	List any control devices associated with this emission unit: S293-C-04A
---	--	---

Provide a description of the emission unit (type, method of operation, design parameters, etc.):

Screen A – Vents through S293-E-04A

Manufacturer: Witte	Model number: 4736-T	Serial number: N/A
-------------------------------	--------------------------------	------------------------------

Construction date: 2015	Installation date: 2015	Modification date(s): N/A
-----------------------------------	-----------------------------------	-------------------------------------

Design Capacity (examples: furnaces - tons/hr, tanks - gallons): 3.33 SPU/hr

Maximum Hourly Throughput: 3.33 SPU	Maximum Annual Throughput: 29,171 SPU	Maximum Operating Schedule: 8760 hrs/yr
---	---	---

Fuel Usage Data (fill out all applicable fields)

Does this emission unit combust fuel? <input type="checkbox"/> Yes <input checked="" type="checkbox"/> No	If yes, is it? <input type="checkbox"/> Indirect Fired <input type="checkbox"/> Direct Fired
--	--

Maximum design heat input and/or maximum horsepower rating:	Type and Btu/hr rating of burners: N/A
--	--

List the primary fuel type(s) and if applicable, the secondary fuel type(s). For each fuel type listed, provide the maximum hourly and annual fuel usage for each.
N/A

Describe each fuel expected to be used during the term of the permit.

Fuel Type	Max. Sulfur Content	Max. Ash Content	BTU Value
N/A	N/A	N/A	N/A

<i>Emissions Data</i>		
Criteria Pollutants	Potential Emissions	
	PPH	TPY
Carbon Monoxide (CO)		
Nitrogen Oxides (NO _x)		
Lead (Pb)		
Particulate Matter (PM _{2.5})		
Particulate Matter (PM ₁₀)		
Total Particulate Matter (TSP)	0.1	0.02
Sulfur Dioxide (SO ₂)		
Volatile Organic Compounds (VOC)		
Hazardous Air Pollutants	Potential Emissions	
	PPH	TPY
Regulated Pollutants other than Criteria and HAP	Potential Emissions	
	PPH	TPY
<p>List the method(s) used to calculate the potential emissions (include dates of any stack tests conducted, versions of software used, source and dates of emission factors, etc.).</p> <p>EE – Engineering Estimates</p>		

Applicable Requirements

List all applicable requirements for this emission unit. For each applicable requirement, include the underlying rule/regulation citation and/or **construction permit** with the condition number. (*Note: Title V permit condition numbers alone are not the underlying applicable requirements*). If an emission limit is calculated based on the type of source and design capacity or if a standard is based on a design parameter, this information should also be included.

See Attached List for all Applicable Requirements

Permit Shield

For all applicable requirements listed above, provide monitoring/testing/recordkeeping/reporting which shall be used to demonstrate compliance. If the method is based on a permit or rule, include the condition number or citation. (*Note: Each requirement listed above must have an associated method of demonstrating compliance. If there is not already a required method in place, then a method must be proposed.*)

Are you in compliance with all applicable requirements for this emission unit? Yes No

If no, complete the **Schedule of Compliance Form** as ATTACHMENT F.

ATTACHMENT E - Emission Unit Form

Emission Unit Description

Emission unit ID number: S293-S-03B	Emission unit name: Screen B	List any control devices associated with this emission unit: S293-C-04B
---	--	---

Provide a description of the emission unit (type, method of operation, design parameters, etc.):

Screen B – Vents through S293-E-04B

Manufacturer: Witte	Model number: 4736-T	Serial number: N/A
-------------------------------	--------------------------------	------------------------------

Construction date: 2015	Installation date: 2015	Modification date(s): N/A
-----------------------------------	-----------------------------------	-------------------------------------

Design Capacity (examples: furnaces - tons/hr, tanks - gallons): 3.33 SPU/hr

Maximum Hourly Throughput: 3.33 SPU	Maximum Annual Throughput: 29,171 SPU	Maximum Operating Schedule: 8760 hrs/yr
---	---	---

Fuel Usage Data (fill out all applicable fields)

Does this emission unit combust fuel? <input type="checkbox"/> Yes <input checked="" type="checkbox"/> No	If yes, is it? <input type="checkbox"/> Indirect Fired <input type="checkbox"/> Direct Fired
--	--

Maximum design heat input and/or maximum horsepower rating:	Type and Btu/hr rating of burners: N/A
--	--

List the primary fuel type(s) and if applicable, the secondary fuel type(s). For each fuel type listed, provide the maximum hourly and annual fuel usage for each.
N/A

Describe each fuel expected to be used during the term of the permit.

Fuel Type	Max. Sulfur Content	Max. Ash Content	BTU Value
N/A	N/A	N/A	N/A

<i>Emissions Data</i>		
Criteria Pollutants	Potential Emissions	
	PPH	TPY
Carbon Monoxide (CO)		
Nitrogen Oxides (NO _x)		
Lead (Pb)		
Particulate Matter (PM _{2.5})		
Particulate Matter (PM ₁₀)		
Total Particulate Matter (TSP)	0.1	0.02
Sulfur Dioxide (SO ₂)		
Volatile Organic Compounds (VOC)		
Hazardous Air Pollutants	Potential Emissions	
	PPH	TPY
Regulated Pollutants other than Criteria and HAP	Potential Emissions	
	PPH	TPY
<p>List the method(s) used to calculate the potential emissions (include dates of any stack tests conducted, versions of software used, source and dates of emission factors, etc.).</p> <p>EE – Engineering Estimates</p>		

Applicable Requirements

List all applicable requirements for this emission unit. For each applicable requirement, include the underlying rule/regulation citation and/or **construction permit** with the condition number. (*Note: Title V permit condition numbers alone are not the underlying applicable requirements*). If an emission limit is calculated based on the type of source and design capacity or if a standard is based on a design parameter, this information should also be included.

See Attached List for all Applicable Requirements

Permit Shield

For all applicable requirements listed above, provide monitoring/testing/recordkeeping/reporting which shall be used to demonstrate compliance. If the method is based on a permit or rule, include the condition number or citation. (*Note: Each requirement listed above must have an associated method of demonstrating compliance. If there is not already a required method in place, then a method must be proposed.*)

Are you in compliance with all applicable requirements for this emission unit? Yes No

If no, complete the **Schedule of Compliance Form** as ATTACHMENT F.

ATTACHMENT E - Emission Unit Form

Emission Unit Description

Emission unit ID number: S293-S-03C	Emission unit name: Screen C	List any control devices associated with this emission unit: S293-C-04C
---	--	---

Provide a description of the emission unit (type, method of operation, design parameters, etc.):

Screen C – Vents through S293-E-04C

Manufacturer: Witte	Model number: 4736-T	Serial number: NA
-------------------------------	--------------------------------	-----------------------------

Construction date: 2015	Installation date: 2015	Modification date(s): N/A
-----------------------------------	-----------------------------------	-------------------------------------

Design Capacity (examples: furnaces - tons/hr, tanks - gallons): 3.33 SPU/hr

Maximum Hourly Throughput: 3.33 SPU	Maximum Annual Throughput: 29,171 SPU	Maximum Operating Schedule: 8760 hrs/yr
---	---	---

Fuel Usage Data (fill out all applicable fields)

Does this emission unit combust fuel? <input type="checkbox"/> Yes <input checked="" type="checkbox"/> No	If yes, is it? <input type="checkbox"/> Indirect Fired <input type="checkbox"/> Direct Fired
--	--

Maximum design heat input and/or maximum horsepower rating:	Type and Btu/hr rating of burners: N/A
--	--

List the primary fuel type(s) and if applicable, the secondary fuel type(s). For each fuel type listed, provide the maximum hourly and annual fuel usage for each.
N/A

Describe each fuel expected to be used during the term of the permit.

Fuel Type	Max. Sulfur Content	Max. Ash Content	BTU Value
N/A	N/A	N/A	N/A

<i>Emissions Data</i>		
Criteria Pollutants	Potential Emissions	
	PPH	TPY
Carbon Monoxide (CO)		
Nitrogen Oxides (NO _x)		
Lead (Pb)		
Particulate Matter (PM _{2.5})		
Particulate Matter (PM ₁₀)		
Total Particulate Matter (TSP)	0.1	0.02
Sulfur Dioxide (SO ₂)		
Volatile Organic Compounds (VOC)		
Hazardous Air Pollutants	Potential Emissions	
	PPH	TPY
Regulated Pollutants other than Criteria and HAP	Potential Emissions	
	PPH	TPY
<p>List the method(s) used to calculate the potential emissions (include dates of any stack tests conducted, versions of software used, source and dates of emission factors, etc.).</p> <p>EE – Engineering Estimates</p>		

Applicable Requirements

List all applicable requirements for this emission unit. For each applicable requirement, include the underlying rule/regulation citation and/or construction permit with the condition number. (*Note: Title V permit condition numbers alone are not the underlying applicable requirements*). If an emission limit is calculated based on the type of source and design capacity or if a standard is based on a design parameter, this information should also be included.

See Attached List for all Applicable Requirements

Permit Shield

For all applicable requirements listed above, provide monitoring/testing/recordkeeping/reporting which shall be used to demonstrate compliance. If the method is based on a permit or rule, include the condition number or citation. (*Note: Each requirement listed above must have an associated method of demonstrating compliance. If there is not already a required method in place, then a method must be proposed.*)

Are you in compliance with all applicable requirements for this emission unit? Yes No

If no, complete the **Schedule of Compliance Form** as ATTACHMENT F.

ATTACHMENT E - Emission Unit Form

Emission Unit Description

Emission unit ID number: S293-S-03D	Emission unit name: Screen D	List any control devices associated with this emission unit: S293-C-04D
---	--	---

Provide a description of the emission unit (type, method of operation, design parameters, etc.):

Screen D – Vents through S293-E-04D

Manufacturer: Witte	Model number: 4736-T	Serial number: NA
-------------------------------	--------------------------------	-----------------------------

Construction date: 2015	Installation date: 2015	Modification date(s): N/A
-----------------------------------	-----------------------------------	-------------------------------------

Design Capacity (examples: furnaces - tons/hr, tanks - gallons): 3.33 SPU/hr

Maximum Hourly Throughput: 3.33 SPU	Maximum Annual Throughput: 29,171 SPU	Maximum Operating Schedule: 8760 hrs/yr
---	---	---

Fuel Usage Data (fill out all applicable fields)

Does this emission unit combust fuel? <input type="checkbox"/> Yes <input checked="" type="checkbox"/> No	If yes, is it? <input type="checkbox"/> Indirect Fired <input type="checkbox"/> Direct Fired
--	--

Maximum design heat input and/or maximum horsepower rating:	Type and Btu/hr rating of burners: N/A
--	--

List the primary fuel type(s) and if applicable, the secondary fuel type(s). For each fuel type listed, provide the maximum hourly and annual fuel usage for each.
N/A

Describe each fuel expected to be used during the term of the permit.

Fuel Type	Max. Sulfur Content	Max. Ash Content	BTU Value
N/A	N/A	N/A	N/A

<i>Emissions Data</i>		
Criteria Pollutants	Potential Emissions	
	PPH	TPY
Carbon Monoxide (CO)		
Nitrogen Oxides (NO _x)		
Lead (Pb)		
Particulate Matter (PM _{2.5})		
Particulate Matter (PM ₁₀)		
Total Particulate Matter (TSP)	0.1	0.02
Sulfur Dioxide (SO ₂)		
Volatile Organic Compounds (VOC)		
Hazardous Air Pollutants	Potential Emissions	
	PPH	TPY
Regulated Pollutants other than Criteria and HAP	Potential Emissions	
	PPH	TPY
<p>List the method(s) used to calculate the potential emissions (include dates of any stack tests conducted, versions of software used, source and dates of emission factors, etc.).</p> <p>EE – Engineering Estimates</p>		

Applicable Requirements

List all applicable requirements for this emission unit. For each applicable requirement, include the underlying rule/regulation citation and/or **construction permit** with the condition number. (*Note: Title V permit condition numbers alone are not the underlying applicable requirements*). If an emission limit is calculated based on the type of source and design capacity or if a standard is based on a design parameter, this information should also be included.

See Attached List for all Applicable Requirements

Permit Shield

For all applicable requirements listed above, provide monitoring/testing/recordkeeping/reporting which shall be used to demonstrate compliance. If the method is based on a permit or rule, include the condition number or citation. (*Note: Each requirement listed above must have an associated method of demonstrating compliance. If there is not already a required method in place, then a method must be proposed.*)

Are you in compliance with all applicable requirements for this emission unit? Yes No

If no, complete the **Schedule of Compliance Form** as ATTACHMENT F.

ATTACHMENT E - Emission Unit Form

Emission Unit Description

Emission unit ID number: S293-S-03F	Emission unit name: Screen F	List any control devices associated with this emission unit: S293-C-04F
---	--	---

Provide a description of the emission unit (type, method of operation, design parameters, etc.):

Screen D – Vents through S293-E-04D

Manufacturer: Witte	Model number: 4736-T	Serial number: NA
-------------------------------	--------------------------------	-----------------------------

Construction date: 2015	Installation date: 2015	Modification date(s): N/A
-----------------------------------	-----------------------------------	-------------------------------------

Design Capacity (examples: furnaces - tons/hr, tanks - gallons): 3.33 SPU/hr

Maximum Hourly Throughput: 3.33 SPU	Maximum Annual Throughput: 29,171 SPU	Maximum Operating Schedule: 8760 hrs/yr
---	---	---

Fuel Usage Data (fill out all applicable fields)

Does this emission unit combust fuel? <input type="checkbox"/> Yes <input checked="" type="checkbox"/> No	If yes, is it? <input type="checkbox"/> Indirect Fired <input type="checkbox"/> Direct Fired
--	--

Maximum design heat input and/or maximum horsepower rating:	Type and Btu/hr rating of burners: N/A
--	--

List the primary fuel type(s) and if applicable, the secondary fuel type(s). For each fuel type listed, provide the maximum hourly and annual fuel usage for each.

N/A

Describe each fuel expected to be used during the term of the permit.

Fuel Type	Max. Sulfur Content	Max. Ash Content	BTU Value
N/A	N/A	N/A	N/A

<i>Emissions Data</i>		
Criteria Pollutants	Potential Emissions	
	PPH	TPY
Carbon Monoxide (CO)		
Nitrogen Oxides (NO _x)		
Lead (Pb)		
Particulate Matter (PM _{2.5})		
Particulate Matter (PM ₁₀)		
Total Particulate Matter (TSP)	0.1	0.02
Sulfur Dioxide (SO ₂)		
Volatile Organic Compounds (VOC)		
Hazardous Air Pollutants	Potential Emissions	
	PPH	TPY
Regulated Pollutants other than Criteria and HAP	Potential Emissions	
	PPH	TPY
<p>List the method(s) used to calculate the potential emissions (include dates of any stack tests conducted, versions of software used, source and dates of emission factors, etc.).</p> <p>EE – Engineering Estimates</p>		

Applicable Requirements

List all applicable requirements for this emission unit. For each applicable requirement, include the underlying rule/regulation citation and/or **construction permit** with the condition number. (*Note: Title V permit condition numbers alone are not the underlying applicable requirements*). If an emission limit is calculated based on the type of source and design capacity or if a standard is based on a design parameter, this information should also be included.

See Attached List for all Applicable Requirements

Permit Shield

For all applicable requirements listed above, provide monitoring/testing/recordkeeping/reporting which shall be used to demonstrate compliance. If the method is based on a permit or rule, include the condition number or citation. (*Note: Each requirement listed above must have an associated method of demonstrating compliance. If there is not already a required method in place, then a method must be proposed.*)

Are you in compliance with all applicable requirements for this emission unit? Yes No

If no, complete the **Schedule of Compliance Form** as ATTACHMENT F.

ATTACHMENT E - Emission Unit Form

Emission Unit Description

Emission unit ID number: S293-S-04A	Emission unit name: Impact Separator A	List any control devices associated with this emission unit:
---	--	---

Provide a description of the emission unit (type, method of operation, design parameters, etc.):

Impact Separator A – Vents through S293-E-05A

Manufacturer: Young	Model number: W1708843-1	Serial number: N/A
-------------------------------	------------------------------------	------------------------------

Construction date: 1990	Installation date: 1991	Modification date(s): N/A
-----------------------------------	-----------------------------------	-------------------------------------

Design Capacity (examples: furnaces - tons/hr, tanks - gallons): 3.33 SPU/hr

Maximum Hourly Throughput: 3.33 SPU	Maximum Annual Throughput: 29,171 SPU	Maximum Operating Schedule: 8760 hrs/yr
---	---	---

Fuel Usage Data (fill out all applicable fields)

Does this emission unit combust fuel? ___ Yes ___X No	If yes, is it? ___ Indirect Fired ___ Direct Fired
--	--

Maximum design heat input and/or maximum horsepower rating:	Type and Btu/hr rating of burners: N/A
--	--

List the primary fuel type(s) and if applicable, the secondary fuel type(s). For each fuel type listed, provide the maximum hourly and annual fuel usage for each.
N/A

Describe each fuel expected to be used during the term of the permit.

Fuel Type	Max. Sulfur Content	Max. Ash Content	BTU Value
N/A	N/A	N/A	N/A

<i>Emissions Data</i>		
Criteria Pollutants	Potential Emissions	
	PPH	TPY
Carbon Monoxide (CO)		
Nitrogen Oxides (NO _x)		
Lead (Pb)		
Particulate Matter (PM _{2.5})		
Particulate Matter (PM ₁₀)		
Total Particulate Matter (TSP)	1.1	4.46
Sulfur Dioxide (SO ₂)		
Volatile Organic Compounds (VOC)	0.01	0.012
Hazardous Air Pollutants	Potential Emissions	
	PPH	TPY
THAPs	0.01	0.012
Formaldehyde	0.01	0.012
Regulated Pollutants other than Criteria and HAP	Potential Emissions	
	PPH	TPY
<p>List the method(s) used to calculate the potential emissions (include dates of any stack tests conducted, versions of software used, source and dates of emission factors, etc.).</p> <p>EE – Engineering Estimates</p>		

Applicable Requirements

List all applicable requirements for this emission unit. For each applicable requirement, include the underlying rule/regulation citation and/or **construction permit** with the condition number. (*Note: Title V permit condition numbers alone are not the underlying applicable requirements*). If an emission limit is calculated based on the type of source and design capacity or if a standard is based on a design parameter, this information should also be included.

See Attached List for all Applicable Requirements

Permit Shield

For all applicable requirements listed above, provide monitoring/testing/recordkeeping/reporting which shall be used to demonstrate compliance. If the method is based on a permit or rule, include the condition number or citation. (*Note: Each requirement listed above must have an associated method of demonstrating compliance. If there is not already a required method in place, then a method must be proposed.*)

Are you in compliance with all applicable requirements for this emission unit? Yes No

If no, complete the **Schedule of Compliance Form** as ATTACHMENT F.

ATTACHMENT E - Emission Unit Form

Emission Unit Description

Emission unit ID number: S293-S-04B	Emission unit name: Impact Separator B	List any control devices associated with this emission unit:
---	--	---

Provide a description of the emission unit (type, method of operation, design parameters, etc.):

Impact Separator B – Vents through S293-E-05B

Manufacturer: Young	Model number: W1708843-1	Serial number: N/A
-------------------------------	------------------------------------	------------------------------

Construction date: 1990	Installation date: 1991	Modification date(s): N/A
-----------------------------------	-----------------------------------	-------------------------------------

Design Capacity (examples: furnaces - tons/hr, tanks - gallons): 3.33 SPU/hr

Maximum Hourly Throughput: 3.33 SPU	Maximum Annual Throughput: 29,171 SPU	Maximum Operating Schedule: 8760 hrs/yr
---	---	---

Fuel Usage Data (fill out all applicable fields)

Does this emission unit combust fuel? ___ Yes ___X No	If yes, is it? ___ Indirect Fired ___ Direct Fired
--	--

Maximum design heat input and/or maximum horsepower rating:	Type and Btu/hr rating of burners: N/A
--	--

List the primary fuel type(s) and if applicable, the secondary fuel type(s). For each fuel type listed, provide the maximum hourly and annual fuel usage for each.

N/A

Describe each fuel expected to be used during the term of the permit.

Fuel Type	Max. Sulfur Content	Max. Ash Content	BTU Value
N/A	N/A	N/A	N/A

<i>Emissions Data</i>		
Criteria Pollutants	Potential Emissions	
	PPH	TPY
Carbon Monoxide (CO)		
Nitrogen Oxides (NO _x)		
Lead (Pb)		
Particulate Matter (PM _{2.5})		
Particulate Matter (PM ₁₀)		
Total Particulate Matter (TSP)	1.1	4.46
Sulfur Dioxide (SO ₂)		
Volatile Organic Compounds (VOC)	0.01	0.012
Hazardous Air Pollutants	Potential Emissions	
	PPH	TPY
THAPs	0.01	0.012
Formaldehyde	0.01	0.012
Regulated Pollutants other than Criteria and HAP	Potential Emissions	
	PPH	TPY
<p>List the method(s) used to calculate the potential emissions (include dates of any stack tests conducted, versions of software used, source and dates of emission factors, etc.).</p> <p>EE – Engineering Estimates</p>		

Applicable Requirements

List all applicable requirements for this emission unit. For each applicable requirement, include the underlying rule/regulation citation and/or **construction permit** with the condition number. (*Note: Title V permit condition numbers alone are not the underlying applicable requirements*). If an emission limit is calculated based on the type of source and design capacity or if a standard is based on a design parameter, this information should also be included.

See Attached List for all Applicable Requirements

Permit Shield

For all applicable requirements listed above, provide monitoring/testing/recordkeeping/reporting which shall be used to demonstrate compliance. If the method is based on a permit or rule, include the condition number or citation. (*Note: Each requirement listed above must have an associated method of demonstrating compliance. If there is not already a required method in place, then a method must be proposed.*)

Are you in compliance with all applicable requirements for this emission unit? Yes No

If no, complete the **Schedule of Compliance Form** as ATTACHMENT F.

ATTACHMENT E - Emission Unit Form

Emission Unit Description

Emission unit ID number: S293-S-04C	Emission unit name: Impact Separator C	List any control devices associated with this emission unit:
---	--	---

Provide a description of the emission unit (type, method of operation, design parameters, etc.):

Impact Separator C – Vents through S293-E-05C

Manufacturer: Young	Model number: W1708843-1	Serial number: N/A
-------------------------------	------------------------------------	------------------------------

Construction date: 1990	Installation date: 1991	Modification date(s): N/A
-----------------------------------	-----------------------------------	-------------------------------------

Design Capacity (examples: furnaces - tons/hr, tanks - gallons): 3.33 SPU/hr

Maximum Hourly Throughput: 3.33 SPU	Maximum Annual Throughput: 29,171 SPU	Maximum Operating Schedule: 8760 hrs/yr
---	---	---

Fuel Usage Data (fill out all applicable fields)

Does this emission unit combust fuel? ___ Yes ___X No	If yes, is it? ___ Indirect Fired ___ Direct Fired
--	--

Maximum design heat input and/or maximum horsepower rating:	Type and Btu/hr rating of burners: N/A
--	--

List the primary fuel type(s) and if applicable, the secondary fuel type(s). For each fuel type listed, provide the maximum hourly and annual fuel usage for each.
N/A

Describe each fuel expected to be used during the term of the permit.

Fuel Type	Max. Sulfur Content	Max. Ash Content	BTU Value
N/A	N/A	N/A	N/A

<i>Emissions Data</i>		
Criteria Pollutants	Potential Emissions	
	PPH	TPY
Carbon Monoxide (CO)		
Nitrogen Oxides (NO _x)		
Lead (Pb)		
Particulate Matter (PM _{2.5})		
Particulate Matter (PM ₁₀)		
Total Particulate Matter (TSP)	1.1	4.46
Sulfur Dioxide (SO ₂)		
Volatile Organic Compounds (VOC)	0.01	0.012
Hazardous Air Pollutants	Potential Emissions	
	PPH	TPY
THAPs	0.01	0.012
Formaldehyde	0.01	0.012
Regulated Pollutants other than Criteria and HAP	Potential Emissions	
	PPH	TPY
<p>List the method(s) used to calculate the potential emissions (include dates of any stack tests conducted, versions of software used, source and dates of emission factors, etc.).</p> <p>EE – Engineering Estimates</p>		

Applicable Requirements

List all applicable requirements for this emission unit. For each applicable requirement, include the underlying rule/regulation citation and/or **construction permit** with the condition number. (*Note: Title V permit condition numbers alone are not the underlying applicable requirements*). If an emission limit is calculated based on the type of source and design capacity or if a standard is based on a design parameter, this information should also be included.

See Attached List for all Applicable Requirements

Permit Shield

For all applicable requirements listed above, provide monitoring/testing/recordkeeping/reporting which shall be used to demonstrate compliance. If the method is based on a permit or rule, include the condition number or citation. (*Note: Each requirement listed above must have an associated method of demonstrating compliance. If there is not already a required method in place, then a method must be proposed.*)

Are you in compliance with all applicable requirements for this emission unit? Yes No

If no, complete the **Schedule of Compliance Form** as ATTACHMENT F.

ATTACHMENT E - Emission Unit Form

Emission Unit Description

Emission unit ID number: S293-S-04D	Emission unit name: Impact Separator D	List any control devices associated with this emission unit:
---	--	---

Provide a description of the emission unit (type, method of operation, design parameters, etc.):

Impact Separator D – Vents through S293-E-05D

Manufacturer: Young	Model number: W1708843-1	Serial number: N/A
-------------------------------	------------------------------------	------------------------------

Construction date: 1990	Installation date: 1991	Modification date(s): N/A
-----------------------------------	-----------------------------------	-------------------------------------

Design Capacity (examples: furnaces - tons/hr, tanks - gallons): 3.33 SPU/hr

Maximum Hourly Throughput: 3.33 SPU	Maximum Annual Throughput: 29,171 SPU	Maximum Operating Schedule: 8760 hrs/yr
---	---	---

Fuel Usage Data (fill out all applicable fields)

Does this emission unit combust fuel? ___ Yes ___X No	If yes, is it? ___ Indirect Fired ___ Direct Fired
--	--

Maximum design heat input and/or maximum horsepower rating:	Type and Btu/hr rating of burners: N/A
--	--

List the primary fuel type(s) and if applicable, the secondary fuel type(s). For each fuel type listed, provide the maximum hourly and annual fuel usage for each.
N/A

Describe each fuel expected to be used during the term of the permit.

Fuel Type	Max. Sulfur Content	Max. Ash Content	BTU Value
N/A	N/A	N/A	N/A

<i>Emissions Data</i>		
Criteria Pollutants	Potential Emissions	
	PPH	TPY
Carbon Monoxide (CO)		
Nitrogen Oxides (NO _x)		
Lead (Pb)		
Particulate Matter (PM _{2.5})		
Particulate Matter (PM ₁₀)		
Total Particulate Matter (TSP)	1.1	4.46
Sulfur Dioxide (SO ₂)		
Volatile Organic Compounds (VOC)	0.01	0.012
Hazardous Air Pollutants	Potential Emissions	
	PPH	TPY
THAPs	0.01	0.012
Formaldehyde	0.01	0.012
Regulated Pollutants other than Criteria and HAP	Potential Emissions	
	PPH	TPY
<p>List the method(s) used to calculate the potential emissions (include dates of any stack tests conducted, versions of software used, source and dates of emission factors, etc.).</p> <p>EE – Engineering Estimates</p>		

Applicable Requirements

List all applicable requirements for this emission unit. For each applicable requirement, include the underlying rule/regulation citation and/or construction permit with the condition number. (*Note: Title V permit condition numbers alone are not the underlying applicable requirements*). If an emission limit is calculated based on the type of source and design capacity or if a standard is based on a design parameter, this information should also be included.

See Attached List for all Applicable Requirements

Permit Shield

For all applicable requirements listed above, provide monitoring/testing/recordkeeping/reporting which shall be used to demonstrate compliance. If the method is based on a permit or rule, include the condition number or citation. (*Note: Each requirement listed above must have an associated method of demonstrating compliance. If there is not already a required method in place, then a method must be proposed.*)

Are you in compliance with all applicable requirements for this emission unit? Yes No

If no, complete the **Schedule of Compliance Form** as ATTACHMENT F.

ATTACHMENT E - Emission Unit Form

Emission Unit Description

Emission unit ID number: S293-S-04F	Emission unit name: Impact Separator F	List any control devices associated with this emission unit:
---	--	---

Provide a description of the emission unit (type, method of operation, design parameters, etc.):

Impact Separator F – Vents through S293-E-05F

Manufacturer: Young	Model number: W1708843-1	Serial number: N/A
-------------------------------	------------------------------------	------------------------------

Construction date: 1995	Installation date: 1995	Modification date(s): N/A
-----------------------------------	-----------------------------------	-------------------------------------

Design Capacity (examples: furnaces - tons/hr, tanks - gallons): 3.33 SPU/hr

Maximum Hourly Throughput: 3.33 SPU	Maximum Annual Throughput: 29,171 SPU	Maximum Operating Schedule: 8760 hrs/yr
---	---	---

Fuel Usage Data (fill out all applicable fields)

Does this emission unit combust fuel? ___ Yes ___X No	If yes, is it? ___ Indirect Fired ___ Direct Fired
--	--

Maximum design heat input and/or maximum horsepower rating:	Type and Btu/hr rating of burners: N/A
--	--

List the primary fuel type(s) and if applicable, the secondary fuel type(s). For each fuel type listed, provide the maximum hourly and annual fuel usage for each.

N/A

Describe each fuel expected to be used during the term of the permit.

Fuel Type	Max. Sulfur Content	Max. Ash Content	BTU Value
N/A	N/A	N/A	N/A

<i>Emissions Data</i>		
Criteria Pollutants	Potential Emissions	
	PPH	TPY
Carbon Monoxide (CO)		
Nitrogen Oxides (NO _x)		
Lead (Pb)		
Particulate Matter (PM _{2.5})		
Particulate Matter (PM ₁₀)		
Total Particulate Matter (TSP)	1.1	4.46
Sulfur Dioxide (SO ₂)		
Volatile Organic Compounds (VOC)	0.01	0.012
Hazardous Air Pollutants	Potential Emissions	
	PPH	TPY
THAPs	0.01	0.012
Formaldehyde	0.01	0.012
Regulated Pollutants other than Criteria and HAP	Potential Emissions	
	PPH	TPY
<p>List the method(s) used to calculate the potential emissions (include dates of any stack tests conducted, versions of software used, source and dates of emission factors, etc.).</p> <p>EE – Engineering Estimates</p>		

Applicable Requirements

List all applicable requirements for this emission unit. For each applicable requirement, include the underlying rule/regulation citation and/or **construction permit** with the condition number. (*Note: Title V permit condition numbers alone are not the underlying applicable requirements*). If an emission limit is calculated based on the type of source and design capacity or if a standard is based on a design parameter, this information should also be included.

See Attached List for all Applicable Requirements

Permit Shield

For all applicable requirements listed above, provide monitoring/testing/recordkeeping/reporting which shall be used to demonstrate compliance. If the method is based on a permit or rule, include the condition number or citation. (*Note: Each requirement listed above must have an associated method of demonstrating compliance. If there is not already a required method in place, then a method must be proposed.*)

Are you in compliance with all applicable requirements for this emission unit? Yes No

If no, complete the **Schedule of Compliance Form** as ATTACHMENT F.

ATTACHMENT E - Emission Unit Form

Emission Unit Description

Emission unit ID number: S293-S-06A	Emission unit name: SA Quench Unit	List any control devices associated with this emission unit:
---	--	---

Provide a description of the emission unit (type, method of operation, design parameters, etc.):

SA Quench Unit – Vents through S293-E-06A

Manufacturer:	Model number:	Serial number:
Construction date: 1990	Installation date: 1991	Modification date(s): N/A

Design Capacity (examples: furnaces - tons/hr, tanks - gallons): 3.33 SPU/hr

Maximum Hourly Throughput: 3.33 SPU	Maximum Annual Throughput: 29,171 SPU	Maximum Operating Schedule: 8760 hrs/yr
---	---	---

Fuel Usage Data (fill out all applicable fields)

Does this emission unit combust fuel? ___ Yes ___X No	If yes, is it? ___ Indirect Fired ___ Direct Fired
Maximum design heat input and/or maximum horsepower rating:	Type and Btu/hr rating of burners: N/A

List the primary fuel type(s) and if applicable, the secondary fuel type(s). For each fuel type listed, provide the maximum hourly and annual fuel usage for each.
N/A

Describe each fuel expected to be used during the term of the permit.

Fuel Type	Max. Sulfur Content	Max. Ash Content	BTU Value
N/A	N/A	N/A	N/A

<i>Emissions Data</i>		
Criteria Pollutants	Potential Emissions	
	PPH	TPY
Carbon Monoxide (CO)		
Nitrogen Oxides (NO _x)		
Lead (Pb)		
Particulate Matter (PM _{2.5})		
Particulate Matter (PM ₁₀)		
Total Particulate Matter (TSP)		
Sulfur Dioxide (SO ₂)		
Volatile Organic Compounds (VOC)	0.00714	0.0312732
Hazardous Air Pollutants	Potential Emissions	
	PPH	TPY
Total HAPs	0.00714	0.0312732
Formaldehyde	0.00714	0.0312732
Regulated Pollutants other than Criteria and HAP	Potential Emissions	
	PPH	TPY
<p>List the method(s) used to calculate the potential emissions (include dates of any stack tests conducted, versions of software used, source and dates of emission factors, etc.).</p> <p>EE – Engineering Estimates</p>		

Applicable Requirements

List all applicable requirements for this emission unit. For each applicable requirement, include the underlying rule/regulation citation and/or **construction permit** with the condition number. (*Note: Title V permit condition numbers alone are not the underlying applicable requirements*). If an emission limit is calculated based on the type of source and design capacity or if a standard is based on a design parameter, this information should also be included.

See Attached List for all Applicable Requirements

Permit Shield

For all applicable requirements listed above, provide monitoring/testing/recordkeeping/reporting which shall be used to demonstrate compliance. If the method is based on a permit or rule, include the condition number or citation. (*Note: Each requirement listed above must have an associated method of demonstrating compliance. If there is not already a required method in place, then a method must be proposed.*)

Are you in compliance with all applicable requirements for this emission unit? Yes No

If no, complete the **Schedule of Compliance Form** as ATTACHMENT F.

ATTACHMENT E - Emission Unit Form

Emission Unit Description

Emission unit ID number: S293-S-06A	Emission unit name: SA Quench Unit	List any control devices associated with this emission unit:
---	--	---

Provide a description of the emission unit (type, method of operation, design parameters, etc.):

SA Quench Unit – Vents through S293-E-06A

Manufacturer:	Model number:	Serial number:
Construction date: 1990	Installation date: 1991	Modification date(s): N/A

Design Capacity (examples: furnaces - tons/hr, tanks - gallons): 3.33 SPU/hr

Maximum Hourly Throughput: 3.33 SPU	Maximum Annual Throughput: 29,171 SPU	Maximum Operating Schedule: 8760 hrs/yr
---	---	---

Fuel Usage Data (fill out all applicable fields)

Does this emission unit combust fuel? ___ Yes ___X No	If yes, is it? ___ Indirect Fired ___ Direct Fired
Maximum design heat input and/or maximum horsepower rating:	Type and Btu/hr rating of burners: N/A

List the primary fuel type(s) and if applicable, the secondary fuel type(s). For each fuel type listed, provide the maximum hourly and annual fuel usage for each.
N/A

Describe each fuel expected to be used during the term of the permit.

Fuel Type	Max. Sulfur Content	Max. Ash Content	BTU Value
N/A	N/A	N/A	N/A

<i>Emissions Data</i>		
Criteria Pollutants	Potential Emissions	
	PPH	TPY
Carbon Monoxide (CO)		
Nitrogen Oxides (NO _x)		
Lead (Pb)		
Particulate Matter (PM _{2.5})		
Particulate Matter (PM ₁₀)		
Total Particulate Matter (TSP)		
Sulfur Dioxide (SO ₂)		
Volatile Organic Compounds (VOC)	0.00714	0.0312732
Hazardous Air Pollutants	Potential Emissions	
	PPH	TPY
Total HAPs	0.00714	0.0312732
Formaldehyde	0.00714	0.0312732
Regulated Pollutants other than Criteria and HAP	Potential Emissions	
	PPH	TPY
<p>List the method(s) used to calculate the potential emissions (include dates of any stack tests conducted, versions of software used, source and dates of emission factors, etc.).</p> <p>EE – Engineering Estimates</p>		

Applicable Requirements

List all applicable requirements for this emission unit. For each applicable requirement, include the underlying rule/regulation citation and/or construction permit with the condition number. (*Note: Title V permit condition numbers alone are not the underlying applicable requirements*). If an emission limit is calculated based on the type of source and design capacity or if a standard is based on a design parameter, this information should also be included.

See Attached List for all Applicable Requirements

Permit Shield

For all applicable requirements listed above, provide monitoring/testing/recordkeeping/reporting which shall be used to demonstrate compliance. If the method is based on a permit or rule, include the condition number or citation. (*Note: Each requirement listed above must have an associated method of demonstrating compliance. If there is not already a required method in place, then a method must be proposed.*)

Are you in compliance with all applicable requirements for this emission unit? Yes No

If no, complete the **Schedule of Compliance Form** as ATTACHMENT F.

ATTACHMENT E - Emission Unit Form

Emission Unit Description

Emission unit ID number: S293-S-06C	Emission unit name: SC Quench Unit	List any control devices associated with this emission unit:
---	--	---

Provide a description of the emission unit (type, method of operation, design parameters, etc.):

SC Quench Unit – Vents through S293-E-06C

Manufacturer:	Model number:	Serial number:
Construction date: 1990	Installation date: 1991	Modification date(s): N/A

Design Capacity (examples: furnaces - tons/hr, tanks - gallons): 3.33 SPU/hr

Maximum Hourly Throughput: 3.33 SPU	Maximum Annual Throughput: 29,171 SPU	Maximum Operating Schedule: 8760 hrs/yr
---	---	---

Fuel Usage Data (fill out all applicable fields)

Does this emission unit combust fuel? ___ Yes ___X No	If yes, is it? ___ Indirect Fired ___ Direct Fired
--	--

Maximum design heat input and/or maximum horsepower rating:	Type and Btu/hr rating of burners: N/A
--	--

List the primary fuel type(s) and if applicable, the secondary fuel type(s). For each fuel type listed, provide the maximum hourly and annual fuel usage for each.
N/A

Describe each fuel expected to be used during the term of the permit.

Fuel Type	Max. Sulfur Content	Max. Ash Content	BTU Value
N/A	N/A	N/A	N/A

<i>Emissions Data</i>		
Criteria Pollutants	Potential Emissions	
	PPH	TPY
Carbon Monoxide (CO)		
Nitrogen Oxides (NO _x)		
Lead (Pb)		
Particulate Matter (PM _{2.5})		
Particulate Matter (PM ₁₀)		
Total Particulate Matter (TSP)		
Sulfur Dioxide (SO ₂)		
Volatile Organic Compounds (VOC)	0.00714	0.0312732
Hazardous Air Pollutants	Potential Emissions	
	PPH	TPY
Total HAPs	0.00714	0.0312732
Formaldehyde	0.00714	0.0312732
Regulated Pollutants other than Criteria and HAP	Potential Emissions	
	PPH	TPY
<p>List the method(s) used to calculate the potential emissions (include dates of any stack tests conducted, versions of software used, source and dates of emission factors, etc.).</p> <p>EE – Engineering Estimates</p>		

Applicable Requirements

List all applicable requirements for this emission unit. For each applicable requirement, include the underlying rule/regulation citation and/or **construction permit** with the condition number. (*Note: Title V permit condition numbers alone are not the underlying applicable requirements*). If an emission limit is calculated based on the type of source and design capacity or if a standard is based on a design parameter, this information should also be included.

See Attached List for all Applicable Requirements

Permit Shield

For all applicable requirements listed above, provide monitoring/testing/recordkeeping/reporting which shall be used to demonstrate compliance. If the method is based on a permit or rule, include the condition number or citation. (*Note: Each requirement listed above must have an associated method of demonstrating compliance. If there is not already a required method in place, then a method must be proposed.*)

Are you in compliance with all applicable requirements for this emission unit? Yes No

If no, complete the **Schedule of Compliance Form** as **ATTACHMENT F**.

ATTACHMENT E - Emission Unit Form

Emission Unit Description

Emission unit ID number: S293-S-06D	Emission unit name: SD Quench Unit	List any control devices associated with this emission unit:
---	--	---

Provide a description of the emission unit (type, method of operation, design parameters, etc.):

SD Quench Unit – Vents through S293-E-06D

Manufacturer:	Model number:	Serial number:
Construction date: 1990	Installation date: 1991	Modification date(s): N/A

Design Capacity (examples: furnaces - tons/hr, tanks - gallons): 3.33 SPU/hr

Maximum Hourly Throughput: 3.33 SPU	Maximum Annual Throughput: 29,171 SPU	Maximum Operating Schedule: 8760 hrs/yr
---	---	---

Fuel Usage Data (fill out all applicable fields)

Does this emission unit combust fuel? ___ Yes ___X No	If yes, is it? ___ Indirect Fired ___ Direct Fired
--	--

Maximum design heat input and/or maximum horsepower rating:	Type and Btu/hr rating of burners: N/A
--	--

List the primary fuel type(s) and if applicable, the secondary fuel type(s). For each fuel type listed, provide the maximum hourly and annual fuel usage for each.
N/A

Describe each fuel expected to be used during the term of the permit.

Fuel Type	Max. Sulfur Content	Max. Ash Content	BTU Value
N/A	N/A	N/A	N/A

<i>Emissions Data</i>		
Criteria Pollutants	Potential Emissions	
	PPH	TPY
Carbon Monoxide (CO)		
Nitrogen Oxides (NO _x)		
Lead (Pb)		
Particulate Matter (PM _{2.5})		
Particulate Matter (PM ₁₀)		
Total Particulate Matter (TSP)		
Sulfur Dioxide (SO ₂)		
Volatile Organic Compounds (VOC)	0.00714	0.0312732
Hazardous Air Pollutants	Potential Emissions	
	PPH	TPY
Total HAPs	0.00714	0.0312732
Formaldehyde	0.00714	0.0312732
Regulated Pollutants other than Criteria and HAP	Potential Emissions	
	PPH	TPY
<p>List the method(s) used to calculate the potential emissions (include dates of any stack tests conducted, versions of software used, source and dates of emission factors, etc.).</p> <p>EE – Engineering Estimates</p>		

Applicable Requirements

List all applicable requirements for this emission unit. For each applicable requirement, include the underlying rule/regulation citation and/or **construction permit** with the condition number. (*Note: Title V permit condition numbers alone are not the underlying applicable requirements*). If an emission limit is calculated based on the type of source and design capacity or if a standard is based on a design parameter, this information should also be included.

See Attached List for all Applicable Requirements

Permit Shield

For all applicable requirements listed above, provide monitoring/testing/recordkeeping/reporting which shall be used to demonstrate compliance. If the method is based on a permit or rule, include the condition number or citation. (*Note: Each requirement listed above must have an associated method of demonstrating compliance. If there is not already a required method in place, then a method must be proposed.*)

Are you in compliance with all applicable requirements for this emission unit? Yes No

If no, complete the **Schedule of Compliance Form** as ATTACHMENT F.

ATTACHMENT E - Emission Unit Form

Emission Unit Description

Emission unit ID number: S293-S-06F	Emission unit name: SF Quench Unit	List any control devices associated with this emission unit:
---	--	---

Provide a description of the emission unit (type, method of operation, design parameters, etc.):

SF Quench Unit – Vents through S293-E-06F

Manufacturer:	Model number:	Serial number:
Construction date: 1990	Installation date: 1991	Modification date(s): N/A

Design Capacity (examples: furnaces - tons/hr, tanks - gallons): 3.33 SPU/hr

Maximum Hourly Throughput: 3.33 SPU	Maximum Annual Throughput: 29,171 SPU	Maximum Operating Schedule: 8760 hrs/yr
---	---	---

Fuel Usage Data (fill out all applicable fields)

Does this emission unit combust fuel? ___ Yes <input checked="" type="checkbox"/> No	If yes, is it? ___ Indirect Fired ___ Direct Fired
Maximum design heat input and/or maximum horsepower rating:	Type and Btu/hr rating of burners: N/A

List the primary fuel type(s) and if applicable, the secondary fuel type(s). For each fuel type listed, provide the maximum hourly and annual fuel usage for each.
N/A

Describe each fuel expected to be used during the term of the permit.

Fuel Type	Max. Sulfur Content	Max. Ash Content	BTU Value
N/A	N/A	N/A	N/A

<i>Emissions Data</i>		
Criteria Pollutants	Potential Emissions	
	PPH	TPY
Carbon Monoxide (CO)		
Nitrogen Oxides (NO _x)		
Lead (Pb)		
Particulate Matter (PM _{2.5})		
Particulate Matter (PM ₁₀)		
Total Particulate Matter (TSP)		
Sulfur Dioxide (SO ₂)		
Volatile Organic Compounds (VOC)	0.00714	0.0312732
Hazardous Air Pollutants	Potential Emissions	
	PPH	TPY
Total HAPs	0.00714	0.0312732
Formaldehyde	0.00714	0.0312732
Regulated Pollutants other than Criteria and HAP	Potential Emissions	
	PPH	TPY
<p>List the method(s) used to calculate the potential emissions (include dates of any stack tests conducted, versions of software used, source and dates of emission factors, etc.).</p> <p>EE – Engineering Estimates</p>		

Applicable Requirements

List all applicable requirements for this emission unit. For each applicable requirement, include the underlying rule/regulation citation and/or construction permit with the condition number. (*Note: Title V permit condition numbers alone are not the underlying applicable requirements*). If an emission limit is calculated based on the type of source and design capacity or if a standard is based on a design parameter, this information should also be included.

See Attached List for all Applicable Requirements

Permit Shield

For all applicable requirements listed above, provide monitoring/testing/recordkeeping/reporting which shall be used to demonstrate compliance. If the method is based on a permit or rule, include the condition number or citation. (*Note: Each requirement listed above must have an associated method of demonstrating compliance. If there is not already a required method in place, then a method must be proposed.*)

Are you in compliance with all applicable requirements for this emission unit? Yes No

If no, complete the **Schedule of Compliance Form** as ATTACHMENT F.

ATTACHMENT E - Emission Unit Form

Emission Unit Description

Emission unit ID number: S293-S-07A	Emission unit name: SA Plop Buggy	List any control devices associated with this emission unit:
---	---	---

Provide a description of the emission unit (type, method of operation, design parameters, etc.):

SA Plop Buggy – Vents through S293-E-06A

Manufacturer:	Model number:	Serial number:
Construction date: 2011	Installation date: 2011	Modification date(s): N/A

Design Capacity (examples: furnaces - tons/hr, tanks - gallons): 3.33 SPU/hr

Maximum Hourly Throughput: 3.33 SPU	Maximum Annual Throughput: 29,171 SPU	Maximum Operating Schedule: 8760 hrs/yr
---	---	---

Fuel Usage Data (fill out all applicable fields)

Does this emission unit combust fuel? ___ Yes ___X No	If yes, is it? ___ Indirect Fired ___ Direct Fired
Maximum design heat input and/or maximum horsepower rating:	Type and Btu/hr rating of burners: N/A

List the primary fuel type(s) and if applicable, the secondary fuel type(s). For each fuel type listed, provide the maximum hourly and annual fuel usage for each.
N/A

Describe each fuel expected to be used during the term of the permit.

Fuel Type	Max. Sulfur Content	Max. Ash Content	BTU Value
N/A	N/A	N/A	N/A

<i>Emissions Data</i>		
Criteria Pollutants	Potential Emissions	
	PPH	TPY
Carbon Monoxide (CO)	0.0025	0.0003504
Nitrogen Oxides (NO _x)		
Lead (Pb)		
Particulate Matter (PM _{2.5})		
Particulate Matter (PM ₁₀)	0.175	0.0245
Total Particulate Matter (TSP)	0.175	0.0245
Sulfur Dioxide (SO ₂)		
Volatile Organic Compounds (VOC)	0.0136	0.0019
Hazardous Air Pollutants	Potential Emissions	
	PPH	TPY
Total HAPs	0.175	0.0245
Formaldehyde	0.0071	0.001
Acetaldehyde	0.0018	0.000259
Regulated Pollutants other than Criteria and HAP	Potential Emissions	
	PPH	TPY
<p>List the method(s) used to calculate the potential emissions (include dates of any stack tests conducted, versions of software used, source and dates of emission factors, etc.).</p> <p>EE – Engineering Estimates</p>		

Applicable Requirements

List all applicable requirements for this emission unit. For each applicable requirement, include the underlying rule/regulation citation and/or **construction permit** with the condition number. (*Note: Title V permit condition numbers alone are not the underlying applicable requirements*). If an emission limit is calculated based on the type of source and design capacity or if a standard is based on a design parameter, this information should also be included.

See Attached List for all Applicable Requirements

Permit Shield

For all applicable requirements listed above, provide monitoring/testing/recordkeeping/reporting which shall be used to demonstrate compliance. If the method is based on a permit or rule, include the condition number or citation. (*Note: Each requirement listed above must have an associated method of demonstrating compliance. If there is not already a required method in place, then a method must be proposed.*)

Are you in compliance with all applicable requirements for this emission unit? Yes No

If no, complete the **Schedule of Compliance Form** as ATTACHMENT F.

ATTACHMENT E - Emission Unit Form

Emission Unit Description

Emission unit ID number: S293-S-07B	Emission unit name: SB Plop Buggy	List any control devices associated with this emission unit:
---	---	---

Provide a description of the emission unit (type, method of operation, design parameters, etc.):

SB Plop Buggy – Vents through S293-E-06B

Manufacturer:	Model number:	Serial number:
Construction date: 2011	Installation date: 2011	Modification date(s): N/A

Design Capacity (examples: furnaces - tons/hr, tanks - gallons): 3.33 SPU/hr

Maximum Hourly Throughput: 3.33 SPU	Maximum Annual Throughput: 29,171 SPU	Maximum Operating Schedule: 8760 hrs/yr
---	---	---

Fuel Usage Data (fill out all applicable fields)

Does this emission unit combust fuel? ___ Yes ___X No	If yes, is it? ___ Indirect Fired ___ Direct Fired
Maximum design heat input and/or maximum horsepower rating:	Type and Btu/hr rating of burners: N/A

List the primary fuel type(s) and if applicable, the secondary fuel type(s). For each fuel type listed, provide the maximum hourly and annual fuel usage for each.
N/A

Describe each fuel expected to be used during the term of the permit.

Fuel Type	Max. Sulfur Content	Max. Ash Content	BTU Value
N/A	N/A	N/A	N/A

<i>Emissions Data</i>		
Criteria Pollutants	Potential Emissions	
	PPH	TPY
Carbon Monoxide (CO)	0.0025	0.0003504
Nitrogen Oxides (NO _x)		
Lead (Pb)		
Particulate Matter (PM _{2.5})		
Particulate Matter (PM ₁₀)	0.175	0.0245
Total Particulate Matter (TSP)	0.175	0.0245
Sulfur Dioxide (SO ₂)		
Volatile Organic Compounds (VOC)	0.0136	0.0019
Hazardous Air Pollutants	Potential Emissions	
	PPH	TPY
Total HAPs	0.175	0.0245
Formaldehyde	0.0071	0.001
Acetaldehyde	0.0018	0.000259
Regulated Pollutants other than Criteria and HAP	Potential Emissions	
	PPH	TPY
<p>List the method(s) used to calculate the potential emissions (include dates of any stack tests conducted, versions of software used, source and dates of emission factors, etc.).</p> <p>EE – Engineering Estimates</p>		

Applicable Requirements

List all applicable requirements for this emission unit. For each applicable requirement, include the underlying rule/regulation citation and/or **construction permit** with the condition number. (*Note: Title V permit condition numbers alone are not the underlying applicable requirements*). If an emission limit is calculated based on the type of source and design capacity or if a standard is based on a design parameter, this information should also be included.

See Attached List for all Applicable Requirements

Permit Shield

For all applicable requirements listed above, provide monitoring/testing/recordkeeping/reporting which shall be used to demonstrate compliance. If the method is based on a permit or rule, include the condition number or citation. (*Note: Each requirement listed above must have an associated method of demonstrating compliance. If there is not already a required method in place, then a method must be proposed.*)

Are you in compliance with all applicable requirements for this emission unit? Yes No

If no, complete the **Schedule of Compliance Form** as **ATTACHMENT F**.

ATTACHMENT E - Emission Unit Form

Emission Unit Description

Emission unit ID number: S293-S-07C	Emission unit name: SC Plop Buggy	List any control devices associated with this emission unit:
---	---	---

Provide a description of the emission unit (type, method of operation, design parameters, etc.):

SC Plop Buggy – Vents through S293-E-06C

Manufacturer:	Model number:	Serial number:
Construction date: 2011	Installation date: 2011	Modification date(s): N/A

Design Capacity (examples: furnaces - tons/hr, tanks - gallons): 3.33 SPU/hr

Maximum Hourly Throughput: 3.33 SPU	Maximum Annual Throughput: 29,171 SPU	Maximum Operating Schedule: 8760 hrs/yr
---	---	---

Fuel Usage Data (fill out all applicable fields)

Does this emission unit combust fuel? ___ Yes ___X No	If yes, is it? ___ Indirect Fired ___ Direct Fired
--	--

Maximum design heat input and/or maximum horsepower rating:	Type and Btu/hr rating of burners: N/A
--	--

List the primary fuel type(s) and if applicable, the secondary fuel type(s). For each fuel type listed, provide the maximum hourly and annual fuel usage for each.
N/A

Describe each fuel expected to be used during the term of the permit.

Fuel Type	Max. Sulfur Content	Max. Ash Content	BTU Value
N/A	N/A	N/A	N/A

<i>Emissions Data</i>		
Criteria Pollutants	Potential Emissions	
	PPH	TPY
Carbon Monoxide (CO)	0.0025	0.0003504
Nitrogen Oxides (NO _x)		
Lead (Pb)		
Particulate Matter (PM _{2.5})		
Particulate Matter (PM ₁₀)	0.175	0.0245
Total Particulate Matter (TSP)	0.175	0.0245
Sulfur Dioxide (SO ₂)		
Volatile Organic Compounds (VOC)	0.0136	0.0019
Hazardous Air Pollutants	Potential Emissions	
	PPH	TPY
Total HAPs	0.175	0.0245
Formaldehyde	0.0071	0.001
Acetaldehyde	0.0018	0.000259
Regulated Pollutants other than Criteria and HAP	Potential Emissions	
	PPH	TPY
<p>List the method(s) used to calculate the potential emissions (include dates of any stack tests conducted, versions of software used, source and dates of emission factors, etc.).</p> <p>EE – Engineering Estimates</p>		

Applicable Requirements

List all applicable requirements for this emission unit. For each applicable requirement, include the underlying rule/regulation citation and/or construction permit with the condition number. (*Note: Title V permit condition numbers alone are not the underlying applicable requirements*). If an emission limit is calculated based on the type of source and design capacity or if a standard is based on a design parameter, this information should also be included.

See Attached List for all Applicable Requirements

Permit Shield

For all applicable requirements listed above, provide monitoring/testing/recordkeeping/reporting which shall be used to demonstrate compliance. If the method is based on a permit or rule, include the condition number or citation. (*Note: Each requirement listed above must have an associated method of demonstrating compliance. If there is not already a required method in place, then a method must be proposed.*)

Are you in compliance with all applicable requirements for this emission unit? Yes No

If no, complete the **Schedule of Compliance Form** as ATTACHMENT F.

ATTACHMENT E - Emission Unit Form

Emission Unit Description

Emission unit ID number: S293-S-07D	Emission unit name: SD Plop Buggy	List any control devices associated with this emission unit:
---	---	---

Provide a description of the emission unit (type, method of operation, design parameters, etc.):

SD Plop Buggy – Vents through S293-E-06D

Manufacturer:	Model number:	Serial number:
Construction date: 2011	Installation date: 2011	Modification date(s): N/A

Design Capacity (examples: furnaces - tons/hr, tanks - gallons): 3.33 SPU/hr

Maximum Hourly Throughput: 3.33 SPU	Maximum Annual Throughput: 29,171 SPU	Maximum Operating Schedule: 8760 hrs/yr
---	---	---

Fuel Usage Data (fill out all applicable fields)

Does this emission unit combust fuel? ___ Yes <input checked="" type="checkbox"/> No	If yes, is it? ___ Indirect Fired ___ Direct Fired
Maximum design heat input and/or maximum horsepower rating:	Type and Btu/hr rating of burners: N/A

List the primary fuel type(s) and if applicable, the secondary fuel type(s). For each fuel type listed, provide the maximum hourly and annual fuel usage for each.
N/A

Describe each fuel expected to be used during the term of the permit.

Fuel Type	Max. Sulfur Content	Max. Ash Content	BTU Value
N/A	N/A	N/A	N/A

<i>Emissions Data</i>		
Criteria Pollutants	Potential Emissions	
	PPH	TPY
Carbon Monoxide (CO)	0.0025	0.0003504
Nitrogen Oxides (NO _x)		
Lead (Pb)		
Particulate Matter (PM _{2.5})		
Particulate Matter (PM ₁₀)	0.175	0.0245
Total Particulate Matter (TSP)	0.175	0.0245
Sulfur Dioxide (SO ₂)		
Volatile Organic Compounds (VOC)	0.0136	0.0019
Hazardous Air Pollutants	Potential Emissions	
	PPH	TPY
Total HAPs	0.175	0.0245
Formaldehyde	0.0071	0.001
Acetaldehyde	0.0018	0.000259
Regulated Pollutants other than Criteria and HAP	Potential Emissions	
	PPH	TPY
<p>List the method(s) used to calculate the potential emissions (include dates of any stack tests conducted, versions of software used, source and dates of emission factors, etc.).</p> <p>EE – Engineering Estimates</p>		

Applicable Requirements

List all applicable requirements for this emission unit. For each applicable requirement, include the underlying rule/regulation citation and/or construction permit with the condition number. (*Note: Title V permit condition numbers alone are not the underlying applicable requirements*). If an emission limit is calculated based on the type of source and design capacity or if a standard is based on a design parameter, this information should also be included.

See Attached List for all Applicable Requirements

Permit Shield

For all applicable requirements listed above, provide monitoring/testing/recordkeeping/reporting which shall be used to demonstrate compliance. If the method is based on a permit or rule, include the condition number or citation. (*Note: Each requirement listed above must have an associated method of demonstrating compliance. If there is not already a required method in place, then a method must be proposed.*)

Are you in compliance with all applicable requirements for this emission unit? Yes No

If no, complete the **Schedule of Compliance Form** as ATTACHMENT F.

ATTACHMENT E - Emission Unit Form

Emission Unit Description

Emission unit ID number: S293-S-07F	Emission unit name: SF Plop Buggy	List any control devices associated with this emission unit:
---	---	---

Provide a description of the emission unit (type, method of operation, design parameters, etc.):

SF Plop Buggy – Vents through S293-E-06F

Manufacturer:	Model number:	Serial number:
Construction date: 2011	Installation date: 2011	Modification date(s): N/A

Design Capacity (examples: furnaces - tons/hr, tanks - gallons): 3.33 SPU/hr

Maximum Hourly Throughput: 3.33 SPU	Maximum Annual Throughput: 29,171 SPU	Maximum Operating Schedule: 8760 hrs/yr
---	---	---

Fuel Usage Data (fill out all applicable fields)

Does this emission unit combust fuel? ___ Yes ___X No	If yes, is it? ___ Indirect Fired ___ Direct Fired
Maximum design heat input and/or maximum horsepower rating:	Type and Btu/hr rating of burners: N/A

List the primary fuel type(s) and if applicable, the secondary fuel type(s). For each fuel type listed, provide the maximum hourly and annual fuel usage for each.
N/A

Describe each fuel expected to be used during the term of the permit.

Fuel Type	Max. Sulfur Content	Max. Ash Content	BTU Value
N/A	N/A	N/A	N/A

<i>Emissions Data</i>		
Criteria Pollutants	Potential Emissions	
	PPH	TPY
Carbon Monoxide (CO)	0.0025	0.0003504
Nitrogen Oxides (NO _x)		
Lead (Pb)		
Particulate Matter (PM _{2.5})		
Particulate Matter (PM ₁₀)	0.175	0.0245
Total Particulate Matter (TSP)	0.175	0.0245
Sulfur Dioxide (SO ₂)		
Volatile Organic Compounds (VOC)	0.0136	0.0019
Hazardous Air Pollutants	Potential Emissions	
	PPH	TPY
Total HAPs	0.175	0.0245
Formaldehyde	0.0071	0.001
Acetaldehyde	0.0018	0.000259
Regulated Pollutants other than Criteria and HAP	Potential Emissions	
	PPH	TPY
<p>List the method(s) used to calculate the potential emissions (include dates of any stack tests conducted, versions of software used, source and dates of emission factors, etc.).</p> <p>EE – Engineering Estimates</p>		

Applicable Requirements

List all applicable requirements for this emission unit. For each applicable requirement, include the underlying rule/regulation citation and/or **construction permit** with the condition number. (*Note: Title V permit condition numbers alone are not the underlying applicable requirements*). If an emission limit is calculated based on the type of source and design capacity or if a standard is based on a design parameter, this information should also be included.

See Attached List for all Applicable Requirements

Permit Shield

For all applicable requirements listed above, provide monitoring/testing/recordkeeping/reporting which shall be used to demonstrate compliance. If the method is based on a permit or rule, include the condition number or citation. (*Note: Each requirement listed above must have an associated method of demonstrating compliance. If there is not already a required method in place, then a method must be proposed.*)

Are you in compliance with all applicable requirements for this emission unit? Yes No

If no, complete the **Schedule of Compliance Form** as ATTACHMENT F.

ATTACHMENT E - Emission Unit Form

Emission Unit Description

Emission unit ID number: S293-S-10A	Emission unit name: Extruder Pelletizer	List any control devices associated with this emission unit:
---	---	---

Provide a description of the emission unit (type, method of operation, design parameters, etc.):

Extruder Pelletizer – Vents through S293-E-03A

Manufacturer: Reduction Engineering	Model number: S3508G	Serial number: N/A
---	--------------------------------	------------------------------

Construction date: 2015	Installation date: 2015	Modification date(s): N/A
-----------------------------------	-----------------------------------	-------------------------------------

Design Capacity (examples: furnaces - tons/hr, tanks - gallons): 3.33 SPU/hr

Maximum Hourly Throughput: 3.33 SPU	Maximum Annual Throughput: 29,171 SPU	Maximum Operating Schedule: 8760 hrs/yr
---	---	---

Fuel Usage Data (fill out all applicable fields)

Does this emission unit combust fuel? <input type="checkbox"/> Yes <input checked="" type="checkbox"/> No	If yes, is it? <input type="checkbox"/> Indirect Fired <input type="checkbox"/> Direct Fired
--	--

Maximum design heat input and/or maximum horsepower rating:	Type and Btu/hr rating of burners: N/A
--	--

List the primary fuel type(s) and if applicable, the secondary fuel type(s). For each fuel type listed, provide the maximum hourly and annual fuel usage for each.
N/A

Describe each fuel expected to be used during the term of the permit.

Fuel Type	Max. Sulfur Content	Max. Ash Content	BTU Value
N/A	N/A	N/A	N/A

<i>Emissions Data</i>		
Criteria Pollutants	Potential Emissions	
	PPH	TPY
Carbon Monoxide (CO)		
Nitrogen Oxides (NO _x)		
Lead (Pb)		
Particulate Matter (PM _{2.5})		
Particulate Matter (PM ₁₀)		
Total Particulate Matter (TSP)	0.1	0.01
Sulfur Dioxide (SO ₂)		
Volatile Organic Compounds (VOC)		
Hazardous Air Pollutants	Potential Emissions	
	PPH	TPY
Regulated Pollutants other than Criteria and HAP	Potential Emissions	
	PPH	TPY
<p>List the method(s) used to calculate the potential emissions (include dates of any stack tests conducted, versions of software used, source and dates of emission factors, etc.).</p> <p>EE – Engineering Estimates</p>		

Applicable Requirements

List all applicable requirements for this emission unit. For each applicable requirement, include the underlying rule/regulation citation and/or **construction permit** with the condition number. (*Note: Title V permit condition numbers alone are not the underlying applicable requirements*). If an emission limit is calculated based on the type of source and design capacity or if a standard is based on a design parameter, this information should also be included.

See Attached List for all Applicable Requirements

Permit Shield

For all applicable requirements listed above, provide monitoring/testing/recordkeeping/reporting which shall be used to demonstrate compliance. If the method is based on a permit or rule, include the condition number or citation. (*Note: Each requirement listed above must have an associated method of demonstrating compliance. If there is not already a required method in place, then a method must be proposed.*)

Are you in compliance with all applicable requirements for this emission unit? Yes No

If no, complete the **Schedule of Compliance Form** as ATTACHMENT F.

ATTACHMENT E - Emission Unit Form

Emission Unit Description

Emission unit ID number: S293-S-10B	Emission unit name: Extruder Pelletizer	List any control devices associated with this emission unit:
---	---	---

Provide a description of the emission unit (type, method of operation, design parameters, etc.):

Extruder Pelletizer – Vents through S293-E-03B

Manufacturer: Reduction Engineering	Model number: S3508G	Serial number: N/A
---	--------------------------------	------------------------------

Construction date: 2015	Installation date: 2015	Modification date(s): N/A
-----------------------------------	-----------------------------------	-------------------------------------

Design Capacity (examples: furnaces - tons/hr, tanks - gallons): 3.33 SPU/hr

Maximum Hourly Throughput: 3.33 SPU	Maximum Annual Throughput: 29,171 SPU	Maximum Operating Schedule: 8760 hrs/yr
---	---	---

Fuel Usage Data (fill out all applicable fields)

Does this emission unit combust fuel? <input type="checkbox"/> Yes <input checked="" type="checkbox"/> No	If yes, is it? <input type="checkbox"/> Indirect Fired <input type="checkbox"/> Direct Fired
--	--

Maximum design heat input and/or maximum horsepower rating:	Type and Btu/hr rating of burners: N/A
--	--

List the primary fuel type(s) and if applicable, the secondary fuel type(s). For each fuel type listed, provide the maximum hourly and annual fuel usage for each.
N/A

Describe each fuel expected to be used during the term of the permit.

Fuel Type	Max. Sulfur Content	Max. Ash Content	BTU Value
N/A	N/A	N/A	N/A

Emissions Data		
Criteria Pollutants	Potential Emissions	
	PPH	TPY
Carbon Monoxide (CO)		
Nitrogen Oxides (NO _x)		
Lead (Pb)		
Particulate Matter (PM _{2.5})		
Particulate Matter (PM ₁₀)		
Total Particulate Matter (TSP)	0.1	0.01
Sulfur Dioxide (SO ₂)		
Volatile Organic Compounds (VOC)		
Hazardous Air Pollutants	Potential Emissions	
	PPH	TPY
Regulated Pollutants other than Criteria and HAP	Potential Emissions	
	PPH	TPY

List the method(s) used to calculate the potential emissions (include dates of any stack tests conducted, versions of software used, source and dates of emission factors, etc.).

EE – Engineering Estimates

Applicable Requirements

List all applicable requirements for this emission unit. For each applicable requirement, include the underlying rule/regulation citation and/or **construction permit** with the condition number. (*Note: Title V permit condition numbers alone are not the underlying applicable requirements*). If an emission limit is calculated based on the type of source and design capacity or if a standard is based on a design parameter, this information should also be included.

See Attached List for all Applicable Requirements

Permit Shield

For all applicable requirements listed above, provide monitoring/testing/recordkeeping/reporting which shall be used to demonstrate compliance. If the method is based on a permit or rule, include the condition number or citation. (*Note: Each requirement listed above must have an associated method of demonstrating compliance. If there is not already a required method in place, then a method must be proposed.*)

Are you in compliance with all applicable requirements for this emission unit? Yes No

If no, complete the **Schedule of Compliance Form** as ATTACHMENT F.

ATTACHMENT E - Emission Unit Form

Emission Unit Description

Emission unit ID number: S293-S-10C	Emission unit name: Extruder Pelletizer	List any control devices associated with this emission unit:
---	---	---

Provide a description of the emission unit (type, method of operation, design parameters, etc.):

Extruder Pelletizer – Vents through S293-E-03C

Manufacturer: Reduction Engineering	Model number: S3508G	Serial number: N/A
---	--------------------------------	------------------------------

Construction date: 2015	Installation date: 2015	Modification date(s): N/A
-----------------------------------	-----------------------------------	-------------------------------------

Design Capacity (examples: furnaces - tons/hr, tanks - gallons): 3.33 SPU/hr

Maximum Hourly Throughput: 3.33 SPU	Maximum Annual Throughput: 29,171 SPU	Maximum Operating Schedule: 8760 hrs/yr
---	---	---

Fuel Usage Data (fill out all applicable fields)

Does this emission unit combust fuel? ___ Yes ___X No	If yes, is it? ___ Indirect Fired ___ Direct Fired
--	--

Maximum design heat input and/or maximum horsepower rating:	Type and Btu/hr rating of burners: N/A
--	--

List the primary fuel type(s) and if applicable, the secondary fuel type(s). For each fuel type listed, provide the maximum hourly and annual fuel usage for each.
N/A

Describe each fuel expected to be used during the term of the permit.

Fuel Type	Max. Sulfur Content	Max. Ash Content	BTU Value
N/A	N/A	N/A	N/A

<i>Emissions Data</i>		
Criteria Pollutants	Potential Emissions	
	PPH	TPY
Carbon Monoxide (CO)		
Nitrogen Oxides (NO _x)		
Lead (Pb)		
Particulate Matter (PM _{2.5})		
Particulate Matter (PM ₁₀)		
Total Particulate Matter (TSP)	0.1	0.01
Sulfur Dioxide (SO ₂)		
Volatile Organic Compounds (VOC)		
Hazardous Air Pollutants	Potential Emissions	
	PPH	TPY
Regulated Pollutants other than Criteria and HAP	Potential Emissions	
	PPH	TPY
<p>List the method(s) used to calculate the potential emissions (include dates of any stack tests conducted, versions of software used, source and dates of emission factors, etc.).</p> <p>EE – Engineering Estimates</p>		

Applicable Requirements

List all applicable requirements for this emission unit. For each applicable requirement, include the underlying rule/regulation citation and/or **construction permit** with the condition number. (*Note: Title V permit condition numbers alone are not the underlying applicable requirements*). If an emission limit is calculated based on the type of source and design capacity or if a standard is based on a design parameter, this information should also be included.

See Attached List for all Applicable Requirements

Permit Shield

For all applicable requirements listed above, provide monitoring/testing/recordkeeping/reporting which shall be used to demonstrate compliance. If the method is based on a permit or rule, include the condition number or citation. (*Note: Each requirement listed above must have an associated method of demonstrating compliance. If there is not already a required method in place, then a method must be proposed.*)

Are you in compliance with all applicable requirements for this emission unit? Yes No

If no, complete the **Schedule of Compliance Form** as ATTACHMENT F.

ATTACHMENT E - Emission Unit Form

Emission Unit Description

Emission unit ID number: S293-S-10D	Emission unit name: Extruder Pelletizer	List any control devices associated with this emission unit:
---	---	---

Provide a description of the emission unit (type, method of operation, design parameters, etc.):

Extruder Pelletizer – Vents through S293-E-03D

Manufacturer: Reduction Engineering	Model number: S3508G	Serial number: N/A
---	--------------------------------	------------------------------

Construction date: 2015	Installation date: 2015	Modification date(s): N/A
-----------------------------------	-----------------------------------	-------------------------------------

Design Capacity (examples: furnaces - tons/hr, tanks - gallons): 3.33 SPU/hr

Maximum Hourly Throughput: 3.33 SPU	Maximum Annual Throughput: 29,171 SPU	Maximum Operating Schedule: 8760 hrs/yr
---	---	---

Fuel Usage Data (fill out all applicable fields)

Does this emission unit combust fuel? <input type="checkbox"/> Yes <input checked="" type="checkbox"/> No	If yes, is it? <input type="checkbox"/> Indirect Fired <input type="checkbox"/> Direct Fired
--	--

Maximum design heat input and/or maximum horsepower rating:	Type and Btu/hr rating of burners: N/A
--	--

List the primary fuel type(s) and if applicable, the secondary fuel type(s). For each fuel type listed, provide the maximum hourly and annual fuel usage for each.
N/A

Describe each fuel expected to be used during the term of the permit.

Fuel Type	Max. Sulfur Content	Max. Ash Content	BTU Value
N/A	N/A	N/A	N/A

<i>Emissions Data</i>		
Criteria Pollutants	Potential Emissions	
	PPH	TPY
Carbon Monoxide (CO)		
Nitrogen Oxides (NO _x)		
Lead (Pb)		
Particulate Matter (PM _{2.5})		
Particulate Matter (PM ₁₀)		
Total Particulate Matter (TSP)	0.1	0.01
Sulfur Dioxide (SO ₂)		
Volatile Organic Compounds (VOC)		
Hazardous Air Pollutants	Potential Emissions	
	PPH	TPY
Regulated Pollutants other than Criteria and HAP	Potential Emissions	
	PPH	TPY
<p>List the method(s) used to calculate the potential emissions (include dates of any stack tests conducted, versions of software used, source and dates of emission factors, etc.).</p> <p>EE – Engineering Estimates</p>		

Applicable Requirements

List all applicable requirements for this emission unit. For each applicable requirement, include the underlying rule/regulation citation and/or **construction permit** with the condition number. (*Note: Title V permit condition numbers alone are not the underlying applicable requirements*). If an emission limit is calculated based on the type of source and design capacity or if a standard is based on a design parameter, this information should also be included.

See Attached List for all Applicable Requirements

Permit Shield

For all applicable requirements listed above, provide monitoring/testing/recordkeeping/reporting which shall be used to demonstrate compliance. If the method is based on a permit or rule, include the condition number or citation. (*Note: Each requirement listed above must have an associated method of demonstrating compliance. If there is not already a required method in place, then a method must be proposed.*)

Are you in compliance with all applicable requirements for this emission unit? Yes No

If no, complete the **Schedule of Compliance Form** as ATTACHMENT F.

ATTACHMENT E - Emission Unit Form

Emission Unit Description

Emission unit ID number: S293-S-10F	Emission unit name: Extruder Pelletizer	List any control devices associated with this emission unit:
---	---	---

Provide a description of the emission unit (type, method of operation, design parameters, etc.):

Extruder Pelletizer – Vents through S293-E-03F

Manufacturer: Reduction Engineering	Model number: S3508G	Serial number: N/A
---	--------------------------------	------------------------------

Construction date: 2015	Installation date: 2015	Modification date(s): N/A
-----------------------------------	-----------------------------------	-------------------------------------

Design Capacity (examples: furnaces - tons/hr, tanks - gallons): 3.33 SPU/hr

Maximum Hourly Throughput: 3.33 SPU	Maximum Annual Throughput: 29,171 SPU	Maximum Operating Schedule: 8760 hrs/yr
---	---	---

Fuel Usage Data (fill out all applicable fields)

Does this emission unit combust fuel? <input type="checkbox"/> Yes <input checked="" type="checkbox"/> No	If yes, is it? <input type="checkbox"/> Indirect Fired <input type="checkbox"/> Direct Fired
--	--

Maximum design heat input and/or maximum horsepower rating:	Type and Btu/hr rating of burners: N/A
--	--

List the primary fuel type(s) and if applicable, the secondary fuel type(s). For each fuel type listed, provide the maximum hourly and annual fuel usage for each.
N/A

Describe each fuel expected to be used during the term of the permit.

Fuel Type	Max. Sulfur Content	Max. Ash Content	BTU Value
N/A	N/A	N/A	N/A

<i>Emissions Data</i>		
Criteria Pollutants	Potential Emissions	
	PPH	TPY
Carbon Monoxide (CO)		
Nitrogen Oxides (NO _x)		
Lead (Pb)		
Particulate Matter (PM _{2.5})		
Particulate Matter (PM ₁₀)		
Total Particulate Matter (TSP)	0.1	0.01
Sulfur Dioxide (SO ₂)		
Volatile Organic Compounds (VOC)		
Hazardous Air Pollutants	Potential Emissions	
	PPH	TPY
Regulated Pollutants other than Criteria and HAP	Potential Emissions	
	PPH	TPY
Total Particulate Matter (TSP)		
<p>List the method(s) used to calculate the potential emissions (include dates of any stack tests conducted, versions of software used, source and dates of emission factors, etc.).</p> <p>EE – Engineering Estimates</p>		

Applicable Requirements

List all applicable requirements for this emission unit. For each applicable requirement, include the underlying rule/regulation citation and/or construction permit with the condition number. (*Note: Title V permit condition numbers alone are not the underlying applicable requirements*). If an emission limit is calculated based on the type of source and design capacity or if a standard is based on a design parameter, this information should also be included.

See Attached List for all Applicable Requirements

Permit Shield

For all applicable requirements listed above, provide monitoring/testing/recordkeeping/reporting which shall be used to demonstrate compliance. If the method is based on a permit or rule, include the condition number or citation. (*Note: Each requirement listed above must have an associated method of demonstrating compliance. If there is not already a required method in place, then a method must be proposed.*)

Are you in compliance with all applicable requirements for this emission unit? Yes No

If no, complete the **Schedule of Compliance Form** as **ATTACHMENT F**.

ATTACHMENT E - Emission Unit Form

Emission Unit Description

Emission unit ID number: S293-S-14A	Emission unit name: Receiver Bin A	List any control devices associated with this emission unit: S293-C-04A
---	--	---

Provide a description of the emission unit (type, method of operation, design parameters, etc.):

Receiver Bin A – Vents through S293-E-04A

Manufacturer: Young	Model number: NA	Serial number: N/A
-------------------------------	----------------------------	------------------------------

Construction date: 1990	Installation date: 1991	Modification date(s): N/A
-----------------------------------	-----------------------------------	-------------------------------------

Design Capacity (examples: furnaces - tons/hr, tanks - gallons): 3.33 SPU/hr

Maximum Hourly Throughput: 3.33 SPU	Maximum Annual Throughput: 29,171 SPU	Maximum Operating Schedule: 8760 hrs/yr
---	---	---

Fuel Usage Data (fill out all applicable fields)

Does this emission unit combust fuel? <input type="checkbox"/> Yes <input checked="" type="checkbox"/> No	If yes, is it? <input type="checkbox"/> Indirect Fired <input type="checkbox"/> Direct Fired
--	--

Maximum design heat input and/or maximum horsepower rating:	Type and Btu/hr rating of burners: N/A
--	--

List the primary fuel type(s) and if applicable, the secondary fuel type(s). For each fuel type listed, provide the maximum hourly and annual fuel usage for each.
N/A

Describe each fuel expected to be used during the term of the permit.

Fuel Type	Max. Sulfur Content	Max. Ash Content	BTU Value
N/A	N/A	N/A	N/A

<i>Emissions Data</i>		
Criteria Pollutants	Potential Emissions	
	PPH	TPY
Carbon Monoxide (CO)		
Nitrogen Oxides (NO _x)		
Lead (Pb)		
Particulate Matter (PM _{2.5})		
Particulate Matter (PM ₁₀)		
Total Particulate Matter (TSP)		
Sulfur Dioxide (SO ₂)		
Volatile Organic Compounds (VOC)		
Hazardous Air Pollutants	Potential Emissions	
	PPH	TPY
Formaldehyde	0.05	0.184
Regulated Pollutants other than Criteria and HAP	Potential Emissions	
	PPH	TPY
<p>List the method(s) used to calculate the potential emissions (include dates of any stack tests conducted, versions of software used, source and dates of emission factors, etc.).</p> <p>EE – Engineering Estimates</p>		

Applicable Requirements

List all applicable requirements for this emission unit. For each applicable requirement, include the underlying rule/regulation citation and/or **construction permit** with the condition number. (*Note: Title V permit condition numbers alone are not the underlying applicable requirements*). If an emission limit is calculated based on the type of source and design capacity or if a standard is based on a design parameter, this information should also be included.

See Attached List for all Applicable Requirements

Permit Shield

For all applicable requirements listed above, provide monitoring/testing/recordkeeping/reporting which shall be used to demonstrate compliance. If the method is based on a permit or rule, include the condition number or citation. (*Note: Each requirement listed above must have an associated method of demonstrating compliance. If there is not already a required method in place, then a method must be proposed.*)

Are you in compliance with all applicable requirements for this emission unit? Yes No

If no, complete the **Schedule of Compliance Form** as ATTACHMENT F.

ATTACHMENT E - Emission Unit Form

Emission Unit Description

Emission unit ID number: S293-S-14B	Emission unit name: Receiver Bin B	List any control devices associated with this emission unit: S293-C-04B
---	--	---

Provide a description of the emission unit (type, method of operation, design parameters, etc.):

Receiver Bin B – Vents through S293-E-04B

Manufacturer: Young	Model number: NA	Serial number: N/A
-------------------------------	----------------------------	------------------------------

Construction date: 1990	Installation date: 1991	Modification date(s): N/A
-----------------------------------	-----------------------------------	-------------------------------------

Design Capacity (examples: furnaces - tons/hr, tanks - gallons): 3.33 SPU/hr

Maximum Hourly Throughput: 3.33 SPU	Maximum Annual Throughput: 29,171 SPU	Maximum Operating Schedule: 8760 hrs/yr
---	---	---

Fuel Usage Data (fill out all applicable fields)

Does this emission unit combust fuel? ___ Yes ___X No	If yes, is it? ___ Indirect Fired ___ Direct Fired
--	--

Maximum design heat input and/or maximum horsepower rating:	Type and Btu/hr rating of burners: N/A
--	--

List the primary fuel type(s) and if applicable, the secondary fuel type(s). For each fuel type listed, provide the maximum hourly and annual fuel usage for each.
N/A

Describe each fuel expected to be used during the term of the permit.

Fuel Type	Max. Sulfur Content	Max. Ash Content	BTU Value
N/A	N/A	N/A	N/A

<i>Emissions Data</i>		
Criteria Pollutants	Potential Emissions	
	PPH	TPY
Carbon Monoxide (CO)		
Nitrogen Oxides (NO _x)		
Lead (Pb)		
Particulate Matter (PM _{2.5})		
Particulate Matter (PM ₁₀)		
Total Particulate Matter (TSP)		
Sulfur Dioxide (SO ₂)		
Volatile Organic Compounds (VOC)		
Hazardous Air Pollutants	Potential Emissions	
	PPH	TPY
Formaldehyde	0.05	0.184
Regulated Pollutants other than Criteria and HAP	Potential Emissions	
	PPH	TPY
<p>List the method(s) used to calculate the potential emissions (include dates of any stack tests conducted, versions of software used, source and dates of emission factors, etc.).</p> <p>EE – Engineering Estimates</p>		

Applicable Requirements

List all applicable requirements for this emission unit. For each applicable requirement, include the underlying rule/regulation citation and/or construction permit with the condition number. (*Note: Title V permit condition numbers alone are not the underlying applicable requirements*). If an emission limit is calculated based on the type of source and design capacity or if a standard is based on a design parameter, this information should also be included.

See Attached List for all Applicable Requirements

Permit Shield

For all applicable requirements listed above, provide monitoring/testing/recordkeeping/reporting which shall be used to demonstrate compliance. If the method is based on a permit or rule, include the condition number or citation. (*Note: Each requirement listed above must have an associated method of demonstrating compliance. If there is not already a required method in place, then a method must be proposed.*)

Are you in compliance with all applicable requirements for this emission unit? Yes No

If no, complete the **Schedule of Compliance Form** as ATTACHMENT F.

ATTACHMENT E - Emission Unit Form

Emission Unit Description

Emission unit ID number: S293-S-14C	Emission unit name: Receiver Bin C	List any control devices associated with this emission unit: S293-C-04C
---	--	---

Provide a description of the emission unit (type, method of operation, design parameters, etc.):

Receiver Bin C – Vents through S293-E-04C

Manufacturer: Young	Model number: NA	Serial number: N/A
-------------------------------	----------------------------	------------------------------

Construction date: 1990	Installation date: 1991	Modification date(s): N/A
-----------------------------------	-----------------------------------	-------------------------------------

Design Capacity (examples: furnaces - tons/hr, tanks - gallons): 3.33 SPU/hr

Maximum Hourly Throughput: 3.33 SPU	Maximum Annual Throughput: 29,171 SPU	Maximum Operating Schedule: 8760 hrs/yr
---	---	---

Fuel Usage Data (fill out all applicable fields)

Does this emission unit combust fuel? <input type="checkbox"/> Yes <input checked="" type="checkbox"/> No	If yes, is it? <input type="checkbox"/> Indirect Fired <input type="checkbox"/> Direct Fired
--	--

Maximum design heat input and/or maximum horsepower rating:	Type and Btu/hr rating of burners: N/A
--	--

List the primary fuel type(s) and if applicable, the secondary fuel type(s). For each fuel type listed, provide the maximum hourly and annual fuel usage for each.
N/A

Describe each fuel expected to be used during the term of the permit.

Fuel Type	Max. Sulfur Content	Max. Ash Content	BTU Value
N/A	N/A	N/A	N/A

<i>Emissions Data</i>		
Criteria Pollutants	Potential Emissions	
	PPH	TPY
Carbon Monoxide (CO)		
Nitrogen Oxides (NO _x)		
Lead (Pb)		
Particulate Matter (PM _{2.5})		
Particulate Matter (PM ₁₀)		
Total Particulate Matter (TSP)		
Sulfur Dioxide (SO ₂)		
Volatile Organic Compounds (VOC)		
Hazardous Air Pollutants	Potential Emissions	
	PPH	TPY
Formaldehyde	0.05	0.184
Regulated Pollutants other than Criteria and HAP	Potential Emissions	
	PPH	TPY
List the method(s) used to calculate the potential emissions (include dates of any stack tests conducted, versions of software used, source and dates of emission factors, etc.). EE – Engineering Estimates		

Applicable Requirements

List all applicable requirements for this emission unit. For each applicable requirement, include the underlying rule/regulation citation and/or **construction permit** with the condition number. (*Note: Title V permit condition numbers alone are not the underlying applicable requirements*). If an emission limit is calculated based on the type of source and design capacity or if a standard is based on a design parameter, this information should also be included.

See Attached List for all Applicable Requirements

Permit Shield

For all applicable requirements listed above, provide monitoring/testing/recordkeeping/reporting which shall be used to demonstrate compliance. If the method is based on a permit or rule, include the condition number or citation. (*Note: Each requirement listed above must have an associated method of demonstrating compliance. If there is not already a required method in place, then a method must be proposed.*)

Are you in compliance with all applicable requirements for this emission unit? Yes No

If no, complete the **Schedule of Compliance Form** as ATTACHMENT F.

ATTACHMENT E - Emission Unit Form

Emission Unit Description

Emission unit ID number: S293-S-14D	Emission unit name: Receiver Bin D	List any control devices associated with this emission unit: S293-C-04D
---	--	---

Provide a description of the emission unit (type, method of operation, design parameters, etc.):

Receiver Bin D – Vents through S293-E-04D

Manufacturer: Young	Model number: NA	Serial number: N/A
-------------------------------	----------------------------	------------------------------

Construction date: 1990	Installation date: 1991	Modification date(s): N/A
-----------------------------------	-----------------------------------	-------------------------------------

Design Capacity (examples: furnaces - tons/hr, tanks - gallons): 3.33 SPU/hr

Maximum Hourly Throughput: 3.33 SPU	Maximum Annual Throughput: 29,171 SPU	Maximum Operating Schedule: 8760 hrs/yr
---	---	---

Fuel Usage Data (fill out all applicable fields)

Does this emission unit combust fuel? ___ Yes ___X No	If yes, is it? ___ Indirect Fired ___ Direct Fired
--	--

Maximum design heat input and/or maximum horsepower rating:	Type and Btu/hr rating of burners: N/A
--	--

List the primary fuel type(s) and if applicable, the secondary fuel type(s). For each fuel type listed, provide the maximum hourly and annual fuel usage for each.
N/A

Describe each fuel expected to be used during the term of the permit.

Fuel Type	Max. Sulfur Content	Max. Ash Content	BTU Value
N/A	N/A	N/A	N/A

<i>Emissions Data</i>		
Criteria Pollutants	Potential Emissions	
	PPH	TPY
Carbon Monoxide (CO)		
Nitrogen Oxides (NO _x)		
Lead (Pb)		
Particulate Matter (PM _{2.5})		
Particulate Matter (PM ₁₀)		
Total Particulate Matter (TSP)		
Sulfur Dioxide (SO ₂)		
Volatile Organic Compounds (VOC)		
Hazardous Air Pollutants	Potential Emissions	
	PPH	TPY
Formaldehyde	0.05	0.184
Regulated Pollutants other than Criteria and HAP	Potential Emissions	
	PPH	TPY
<p>List the method(s) used to calculate the potential emissions (include dates of any stack tests conducted, versions of software used, source and dates of emission factors, etc.).</p> <p>EE – Engineering Estimates</p>		

Applicable Requirements

List all applicable requirements for this emission unit. For each applicable requirement, include the underlying rule/regulation citation and/or construction permit with the condition number. (Note: Title V permit condition numbers alone are not the underlying applicable requirements). If an emission limit is calculated based on the type of source and design capacity or if a standard is based on a design parameter, this information should also be included.

See Attached List for all Applicable Requirements

Permit Shield

For all applicable requirements listed above, provide monitoring/testing/recordkeeping/reporting which shall be used to demonstrate compliance. If the method is based on a permit or rule, include the condition number or citation. (Note: Each requirement listed above must have an associated method of demonstrating compliance. If there is not already a required method in place, then a method must be proposed.)

Are you in compliance with all applicable requirements for this emission unit? Yes No

If no, complete the **Schedule of Compliance Form** as ATTACHMENT F.

ATTACHMENT E - Emission Unit Form

Emission Unit Description

Emission unit ID number: S293-S-14F	Emission unit name: Receiver Bin F	List any control devices associated with this emission unit: S293-C-04F
---	--	---

Provide a description of the emission unit (type, method of operation, design parameters, etc.):

Receiver Bin F – Vents through S293-E-04F

Manufacturer: Young	Model number: NA	Serial number: N/A
-------------------------------	----------------------------	------------------------------

Construction date: 1995	Installation date: 1995	Modification date(s): N/A
-----------------------------------	-----------------------------------	-------------------------------------

Design Capacity (examples: furnaces - tons/hr, tanks - gallons): 3.33 SPU/hr

Maximum Hourly Throughput: 3.33 SPU	Maximum Annual Throughput: 29,171 SPU	Maximum Operating Schedule: 8760 hrs/yr
---	---	---

Fuel Usage Data (fill out all applicable fields)

Does this emission unit combust fuel? <input type="checkbox"/> Yes <input checked="" type="checkbox"/> No	If yes, is it? <input type="checkbox"/> Indirect Fired <input type="checkbox"/> Direct Fired
--	--

Maximum design heat input and/or maximum horsepower rating:	Type and Btu/hr rating of burners: N/A
--	--

List the primary fuel type(s) and if applicable, the secondary fuel type(s). For each fuel type listed, provide the maximum hourly and annual fuel usage for each.
N/A

Describe each fuel expected to be used during the term of the permit.

Fuel Type	Max. Sulfur Content	Max. Ash Content	BTU Value
N/A	N/A	N/A	N/A

<i>Emissions Data</i>		
Criteria Pollutants	Potential Emissions	
	PPH	TPY
Carbon Monoxide (CO)		
Nitrogen Oxides (NO _x)		
Lead (Pb)		
Particulate Matter (PM _{2.5})		
Particulate Matter (PM ₁₀)		
Total Particulate Matter (TSP)		
Sulfur Dioxide (SO ₂)		
Volatile Organic Compounds (VOC)		
Hazardous Air Pollutants	Potential Emissions	
	PPH	TPY
Formaldehyde	0.05	0.184
Regulated Pollutants other than Criteria and HAP	Potential Emissions	
	PPH	TPY
Total Particulate Matter (TSP)		
<p>List the method(s) used to calculate the potential emissions (include dates of any stack tests conducted, versions of software used, source and dates of emission factors, etc.).</p> <p>EE – Engineering Estimates</p>		

Applicable Requirements

List all applicable requirements for this emission unit. For each applicable requirement, include the underlying rule/regulation citation and/or **construction permit** with the condition number. (*Note: Title V permit condition numbers alone are not the underlying applicable requirements*). If an emission limit is calculated based on the type of source and design capacity or if a standard is based on a design parameter, this information should also be included.

See Attached List for all Applicable Requirements

Permit Shield

For all applicable requirements listed above, provide monitoring/testing/recordkeeping/reporting which shall be used to demonstrate compliance. If the method is based on a permit or rule, include the condition number or citation. (*Note: Each requirement listed above must have an associated method of demonstrating compliance. If there is not already a required method in place, then a method must be proposed.*)

Are you in compliance with all applicable requirements for this emission unit? Yes No

If no, complete the **Schedule of Compliance Form** as ATTACHMENT F.

ATTACHMENT E - Emission Unit Form

Emission Unit Description

Emission unit ID number: S293-S-038	Emission unit name: Area Hoods	List any control devices associated with this emission unit: S293-C-031
---	--	---

Provide a description of the emission unit (type, method of operation, design parameters, etc.):

Area Hoods – Vents through S293-E-049

Manufacturer: Mikropul	Model number: 4208-12-40-40-TRH	Serial number: N/A
----------------------------------	---	------------------------------

Construction date: 1990	Installation date: 1991	Modification date(s): N/A
-----------------------------------	-----------------------------------	-------------------------------------

Design Capacity (examples: furnaces - tons/hr, tanks - gallons):

Maximum Hourly Throughput: NA	Maximum Annual Throughput: NA	Maximum Operating Schedule: 8760 hr/yr
---	---	--

Fuel Usage Data (fill out all applicable fields)

Does this emission unit combust fuel? <input type="checkbox"/> Yes <input checked="" type="checkbox"/> No	If yes, is it? <input type="checkbox"/> Indirect Fired <input type="checkbox"/> Direct Fired
--	--

Maximum design heat input and/or maximum horsepower rating:	Type and Btu/hr rating of burners: N/A
--	--

List the primary fuel type(s) and if applicable, the secondary fuel type(s). For each fuel type listed, provide the maximum hourly and annual fuel usage for each.

N/A

Describe each fuel expected to be used during the term of the permit.

Fuel Type	Max. Sulfur Content	Max. Ash Content	BTU Value
N/A	N/A	N/A	N/A

<i>Emissions Data</i>		
Criteria Pollutants	Potential Emissions	
	PPH	TPY
Carbon Monoxide (CO)		
Nitrogen Oxides (NO _x)		
Lead (Pb)		
Particulate Matter (PM _{2.5})		
Particulate Matter (PM ₁₀)		
Total Particulate Matter (TSP)	2.3	9.86
Sulfur Dioxide (SO ₂)		
Volatile Organic Compounds (VOC)		
Hazardous Air Pollutants	Potential Emissions	
	PPH	TPY
Regulated Pollutants other than Criteria and HAP	Potential Emissions	
	PPH	TPY

List the method(s) used to calculate the potential emissions (include dates of any stack tests conducted, versions of software used, source and dates of emission factors, etc.).

Engineering estimate

EE – Engineering Estimates

Applicable Requirements

List all applicable requirements for this emission unit. For each applicable requirement, include the underlying rule/regulation citation and/or **construction permit** with the condition number. (*Note: Title V permit condition numbers alone are not the underlying applicable requirements*). If an emission limit is calculated based on the type of source and design capacity or if a standard is based on a design parameter, this information should also be included.

See Attached List for all Applicable Requirements

Permit Shield

For all applicable requirements listed above, provide monitoring/testing/recordkeeping/reporting which shall be used to demonstrate compliance. If the method is based on a permit or rule, include the condition number or citation. (Note: Each requirement listed above must have an associated method of demonstrating compliance. If there is not already a required method in place, then a method must be proposed.)

Monitoring shall be accomplished by performing a Visible Emissions check on the associated stack on a monthly basis. Visible emission checks shall be conducted by personnel trained in the practices and limitations of 40CFR60, App A, Method 22 during periods of normal operation of emission sources that vent from the referenced emission points for a sufficient time interval to determine if there is a visible emission. N/A Records of maintenance on this piece of equipment will be maintained on the electronic maintenance scheduling modules. Records of the monthly visible emissions check will be maintained. All records will be maintained for a period of 5 years. N/A

Are you in compliance with all applicable requirements for this emission unit? Yes No

If no, complete the **Schedule of Compliance Form** as **ATTACHMENT F**.

ATTACHMENT E - Emission Unit Form

Emission Unit Description

Emission unit ID number: S293-S-060	Emission unit name: Hot Water Generator	List any control devices associated with this emission unit:
---	---	---

Provide a description of the emission unit (type, method of operation, design parameters, etc.):

Hot Water Generator – Vents through S293-E-060

Manufacturer:	Model number:	Serial number: N/A
----------------------	----------------------	------------------------------

Construction date: 2019	Installation date: 2019	Modification date(s): N/A
-----------------------------------	-----------------------------------	-------------------------------------

Design Capacity (examples: furnaces - tons/hr, tanks - gallons): 0.40 MMBtu/hr

Maximum Hourly Throughput: pph	Maximum Annual Throughput: tn/yr	Maximum Operating Schedule: 8760 hr/yr
--	--	--

Fuel Usage Data (fill out all applicable fields)

Does this emission unit combust fuel? <input checked="" type="checkbox"/> Yes <input type="checkbox"/> No	If yes, is it? <input checked="" type="checkbox"/> Indirect Fired <input type="checkbox"/> Direct Fired
--	---

Maximum design heat input and/or maximum horsepower rating: 0.4 MMBtu/hr	Type and Btu/hr rating of burners: N/A
--	--

List the primary fuel type(s) and if applicable, the secondary fuel type(s). For each fuel type listed, provide the maximum hourly and annual fuel usage for each.
Pipeline Natural Gas

Describe each fuel expected to be used during the term of the permit.

Fuel Type	Max. Sulfur Content	Max. Ash Content	BTU Value
Natural Gas		N/A	1020 Btu/scf

<i>Emissions Data</i>		
Criteria Pollutants	Potential Emissions	
	PPH	TPY
Carbon Monoxide (CO)	0.03286	0.144
Nitrogen Oxides (NO _x)	0.03912	0.171
Lead (Pb)		
Particulate Matter (PM _{2.5})		
Particulate Matter (PM ₁₀)	0.00297	0.013
Total Particulate Matter (TSP)	0.00297	0.013
Sulfur Dioxide (SO ₂)	0.00023	0.001
Volatile Organic Compounds (VOC)	0.00215	0.0094
Hazardous Air Pollutants	Potential Emissions	
	PPH	TPY
Regulated Pollutants other than Criteria and HAP	Potential Emissions	
	PPH	TPY
<p>List the method(s) used to calculate the potential emissions (include dates of any stack tests conducted, versions of software used, source and dates of emission factors, etc.).</p> <p>AP-42 Natural Gas Combustion Estimates</p>		

Applicable Requirements

List all applicable requirements for this emission unit. For each applicable requirement, include the underlying rule/regulation citation and/or construction permit with the condition number. (Note: Title V permit condition numbers alone are not the underlying applicable requirements). If an emission limit is calculated based on the type of source and design capacity or if a standard is based on a design parameter, this information should also be included.

6.1.1. No person shall cause, suffer, allow or permit emission of smoke and/or particulate matter into the open air from any fuel burning unit which is greater than ten (10) percent opacity based on a six minute block average. [45CSR§2-3.1]

Permit Shield

For all applicable requirements listed above, provide monitoring/testing/recordkeeping/reporting which shall be used to demonstrate compliance. If the method is based on a permit or rule, include the condition number or citation. (Note: Each requirement listed above must have an associated method of demonstrating compliance. If there is not already a required method in place, then a method must be proposed.)

6.2.1. Compliance with the visible emission requirements of 6.1.1 shall be determined in accordance with 40 CFR Part 60, Appendix A, Method 9 or by using measurements from continuous opacity monitoring systems approved by the Director. The Director may require the installation, calibration, maintenance and operation of continuous opacity monitoring systems and may establish policies for the evaluation of continuous opacity monitoring results and the determination of compliance with the visible emission requirements of subsection 3.1. Continuous opacity monitors shall not be required on fuel burning units which employ wet scrubbing systems for emission control.

Are you in compliance with all applicable requirements for this emission unit? Yes No

If no, complete the **Schedule of Compliance Form** as ATTACHMENT F.

ATTACHMENT E - Emission Unit Form

Emission Unit Description

Emission unit ID number: S293-S-061	Emission unit name: Hot Water Generator	List any control devices associated with this emission unit:
---	---	---

Provide a description of the emission unit (type, method of operation, design parameters, etc.):

Hot Water Generator – Vents through S293-E-061

Manufacturer:	Model number:	Serial number: N/A
----------------------	----------------------	------------------------------

Construction date: 2019	Installation date: 2019	Modification date(s): N/A
-----------------------------------	-----------------------------------	-------------------------------------

Design Capacity (examples: furnaces - tons/hr, tanks - gallons): 0.40 MMBtu/hr

Maximum Hourly Throughput: pph	Maximum Annual Throughput: tn/yr	Maximum Operating Schedule: 8760 hr/yr
--	--	--

Fuel Usage Data (fill out all applicable fields)

Does this emission unit combust fuel? <input checked="" type="checkbox"/> Yes <input type="checkbox"/> No	If yes, is it? <input checked="" type="checkbox"/> Indirect Fired <input type="checkbox"/> Direct Fired
--	---

Maximum design heat input and/or maximum horsepower rating: 0.4 MMBtu/hr	Type and Btu/hr rating of burners: N/A
--	--

List the primary fuel type(s) and if applicable, the secondary fuel type(s). For each fuel type listed, provide the maximum hourly and annual fuel usage for each.
Pipeline Natural Gas

Describe each fuel expected to be used during the term of the permit.

Fuel Type	Max. Sulfur Content	Max. Ash Content	BTU Value
Natural Gas		N/A	1020 Btu/scf

<i>Emissions Data</i>		
Criteria Pollutants	Potential Emissions	
	PPH	TPY
Carbon Monoxide (CO)	0.03286	0.144
Nitrogen Oxides (NO _x)	0.03912	0.171
Lead (Pb)		
Particulate Matter (PM _{2.5})		
Particulate Matter (PM ₁₀)	0.00297	0.013
Total Particulate Matter (TSP)	0.00297	0.013
Sulfur Dioxide (SO ₂)	0.00023	0.001
Volatile Organic Compounds (VOC)	0.00215	0.0094
Hazardous Air Pollutants	Potential Emissions	
	PPH	TPY
Regulated Pollutants other than Criteria and HAP	Potential Emissions	
	PPH	TPY
<p>List the method(s) used to calculate the potential emissions (include dates of any stack tests conducted, versions of software used, source and dates of emission factors, etc.).</p> <p>AP-42 Natural Gas Combustion Estimates</p>		

Applicable Requirements

List all applicable requirements for this emission unit. For each applicable requirement, include the underlying rule/regulation citation and/or construction permit with the condition number. (Note: Title V permit condition numbers alone are not the underlying applicable requirements). If an emission limit is calculated based on the type of source and design capacity or if a standard is based on a design parameter, this information should also be included.

6.1.1. No person shall cause, suffer, allow or permit emission of smoke and/or particulate matter into the open air from any fuel burning unit which is greater than ten (10) percent opacity based on a six minute block average. [45CSR§2-3.1]

Permit Shield

For all applicable requirements listed above, provide monitoring/testing/recordkeeping/reporting which shall be used to demonstrate compliance. If the method is based on a permit or rule, include the condition number or citation. (Note: Each requirement listed above must have an associated method of demonstrating compliance. If there is not already a required method in place, then a method must be proposed.)

6.2.1. Compliance with the visible emission requirements of 6.1.1 shall be determined in accordance with 40 CFR Part 60, Appendix A, Method 9 or by using measurements from continuous opacity monitoring systems approved by the Director. The Director may require the installation, calibration, maintenance and operation of continuous opacity monitoring systems and may establish policies for the evaluation of continuous opacity monitoring results and the determination of compliance with the visible emission requirements of subsection 3.1. Continuous opacity monitors shall not be required on fuel burning units which employ wet scrubbing systems for emission control.

Are you in compliance with all applicable requirements for this emission unit? Yes No

If no, complete the **Schedule of Compliance Form** as ATTACHMENT F.

ATTACHMENT E - Emission Unit Form

Emission Unit Description

Emission unit ID number: S293-S-062	Emission unit name: Hot Water Generator	List any control devices associated with this emission unit:
---	---	---

Provide a description of the emission unit (type, method of operation, design parameters, etc.):

Hot Water Generator – Vents through S293-E-062

Manufacturer:	Model number:	Serial number: N/A
----------------------	----------------------	------------------------------

Construction date: 2019	Installation date: 2019	Modification date(s): N/A
-----------------------------------	-----------------------------------	-------------------------------------

Design Capacity (examples: furnaces - tons/hr, tanks - gallons): 0.40 MMBtu/hr

Maximum Hourly Throughput: pph	Maximum Annual Throughput: tn/yr	Maximum Operating Schedule: 8760 hr/yr
--	--	--

Fuel Usage Data (fill out all applicable fields)

Does this emission unit combust fuel? <input checked="" type="checkbox"/> Yes <input type="checkbox"/> No	If yes, is it? <input checked="" type="checkbox"/> Indirect Fired <input type="checkbox"/> Direct Fired
--	---

Maximum design heat input and/or maximum horsepower rating: 0.4 MMBtu/hr	Type and Btu/hr rating of burners: N/A
--	--

List the primary fuel type(s) and if applicable, the secondary fuel type(s). For each fuel type listed, provide the maximum hourly and annual fuel usage for each.
Pipeline Natural Gas

Describe each fuel expected to be used during the term of the permit.

Fuel Type	Max. Sulfur Content	Max. Ash Content	BTU Value
Natural Gas		N/A	1020 Btu/scf

<i>Emissions Data</i>		
Criteria Pollutants	Potential Emissions	
	PPH	TPY
Carbon Monoxide (CO)	0.03286	0.144
Nitrogen Oxides (NO _x)	0.03912	0.171
Lead (Pb)		
Particulate Matter (PM _{2.5})		
Particulate Matter (PM ₁₀)	0.00297	0.013
Total Particulate Matter (TSP)	0.00297	0.013
Sulfur Dioxide (SO ₂)	0.00023	0.001
Volatile Organic Compounds (VOC)	0.00215	0.0094
Hazardous Air Pollutants	Potential Emissions	
	PPH	TPY
Regulated Pollutants other than Criteria and HAP	Potential Emissions	
	PPH	TPY
<p>List the method(s) used to calculate the potential emissions (include dates of any stack tests conducted, versions of software used, source and dates of emission factors, etc.).</p> <p>AP-42 Natural Gas Combustion Estimates</p>		

Applicable Requirements

List all applicable requirements for this emission unit. For each applicable requirement, include the underlying rule/regulation citation and/or construction permit with the condition number. (Note: Title V permit condition numbers alone are not the underlying applicable requirements). If an emission limit is calculated based on the type of source and design capacity or if a standard is based on a design parameter, this information should also be included.

6.1.1. No person shall cause, suffer, allow or permit emission of smoke and/or particulate matter into the open air from any fuel burning unit which is greater than ten (10) percent opacity based on a six minute block average. [45CSR§2-3.1]

Permit Shield

For all applicable requirements listed above, provide monitoring/testing/recordkeeping/reporting which shall be used to demonstrate compliance. If the method is based on a permit or rule, include the condition number or citation. (Note: Each requirement listed above must have an associated method of demonstrating compliance. If there is not already a required method in place, then a method must be proposed.)

6.2.1. Compliance with the visible emission requirements of 6.1.1 shall be determined in accordance with 40 CFR Part 60, Appendix A, Method 9 or by using measurements from continuous opacity monitoring systems approved by the Director. The Director may require the installation, calibration, maintenance and operation of continuous opacity monitoring systems and may establish policies for the evaluation of continuous opacity monitoring results and the determination of compliance with the visible emission requirements of subsection 3.1. Continuous opacity monitors shall not be required on fuel burning units which employ wet scrubbing systems for emission control.

Are you in compliance with all applicable requirements for this emission unit? Yes No

If no, complete the **Schedule of Compliance Form** as ATTACHMENT F.

ATTACHMENT E - Emission Unit Form

Emission Unit Description

Emission unit ID number: S293-S-066	Emission unit name: Cold Solvent Cleaner	List any control devices associated with this emission unit:
---	--	---

Provide a description of the emission unit (type, method of operation, design parameters, etc.):

Cold Solvent Cleaner – Vents through S293-E-066

Manufacturer: Safety Kleen	Model number: SK 44	Serial number: 4415199
--------------------------------------	-------------------------------	----------------------------------

Construction date: 1990	Installation date: 1991	Modification date(s): N/A
-----------------------------------	-----------------------------------	-------------------------------------

Design Capacity (examples: furnaces - tons/hr, tanks - gallons): 44 gallons

Maximum Hourly Throughput:	Maximum Annual Throughput:	Maximum Operating Schedule: 8760 hr/yr
-----------------------------------	-----------------------------------	--

Fuel Usage Data (fill out all applicable fields)

Does this emission unit combust fuel? <input type="checkbox"/> Yes <input checked="" type="checkbox"/> No	If yes, is it? <input type="checkbox"/> Indirect Fired <input type="checkbox"/> Direct Fired
--	--

Maximum design heat input and/or maximum horsepower rating: N/A	Type and Btu/hr rating of burners: N/A
---	--

List the primary fuel type(s) and if applicable, the secondary fuel type(s). For each fuel type listed, provide the maximum hourly and annual fuel usage for each.

Describe each fuel expected to be used during the term of the permit.

Fuel Type	Max. Sulfur Content	Max. Ash Content	BTU Value
N/A	N/A	N/A	N/A

<i>Emissions Data</i>		
Criteria Pollutants	Potential Emissions	
	PPH	TPY
Carbon Monoxide (CO)		
Nitrogen Oxides (NO _x)		
Lead (Pb)		
Particulate Matter (PM _{2.5})		
Particulate Matter (PM ₁₀)		
Total Particulate Matter (TSP)		
Sulfur Dioxide (SO ₂)		
Volatile Organic Compounds (VOC)	0.01	0.33
Hazardous Air Pollutants	Potential Emissions	
	PPH	TPY
Regulated Pollutants other than Criteria and HAP	Potential Emissions	
	PPH	TPY
<p>List the method(s) used to calculate the potential emissions (include dates of any stack tests conducted, versions of software used, source and dates of emission factors, etc.).</p> <p>AP-42 Emission Factors Chapter 4.6 (Table 4.6-2)</p>		

Applicable Requirements

List all applicable requirements for this emission unit. For each applicable requirement, include the underlying rule/regulation citation and/or **construction permit** with the condition number. (*Note: Title V permit condition numbers alone are not the underlying applicable requirements*). If an emission limit is calculated based on the type of source and design capacity or if a standard is based on a design parameter, this information should also be included.

45 CSR 21 (Rule 21) Section 30 “Solvent Metal Cleaning”

The owner or operator of a cold solvent cleaner facility shall:

1. Provide a permanent, legible, conspicuous label, summarizing the operating requirements;
 2. Store waste solvent in covered containers;
 3. Close the cover whenever parts are not being handled in the cleaner;
 4. Drain the cleaned parts until dripping ceases;
 5. If used, supply a solvent spray that is a solid fluid stream (not a fine, atomized, or shower-type spray) at a pressure that does not exceed 10 pounds per square inch gauge (psig); and
 6. Degrease only materials that are neither porous nor absorbent
- 45CSR§§21-30.3.a.4 through 9.**

Permit Shield

For all applicable requirements listed above, provide monitoring/testing/recordkeeping/reporting which shall be used to demonstrate compliance. If the method is based on a permit or rule, include the condition number or citation. (Note: Each requirement listed above must have an associated method of demonstrating compliance. If there is not already a required method in place, then a method must be proposed.)

Each owner or operator of a solvent metal cleaning source subject to this 45CSR§21-30 shall maintain the following records in a readily accessible location for at least 5 years and shall make these records available to the Director upon verbal or written request:

- a. A record of central equipment maintenance, such as replacement of the carbon in a carbon adsorption unit.
- b. The results of all tests conducted in accordance with the requirements in section 45CSR§21-30.4

Are you in compliance with all applicable requirements for this emission unit? Yes No

If no, complete the **Schedule of Compliance Form** as **ATTACHMENT F**.

ATTACHMENT E - Emission Unit Form

Emission Unit Description

Emission unit ID number: S293-S-067	Emission unit name: Rework Conveyor	List any control devices associated with this emission unit:
---	---	---

Provide a description of the emission unit (type, method of operation, design parameters, etc.):

Rework Conveyor - Vents through S293-E-067

Manufacturer: Young	Model number: N/A	Serial number: N/A
-------------------------------	-----------------------------	------------------------------

Construction date: 1990	Installation date: 1991	Modification date(s): N/A
-----------------------------------	-----------------------------------	-------------------------------------

Design Capacity (examples: furnaces - tons/hr, tanks - gallons): 13.33 SPU/hr

Maximum Hourly Throughput: 13.33 SPU	Maximum Annual Throughput: 116,771 SPU	Maximum Operating Schedule: 8760 hr/yr
--	--	--

Fuel Usage Data (fill out all applicable fields)

Does this emission unit combust fuel? <input type="checkbox"/> Yes <input checked="" type="checkbox"/> No	If yes, is it? <input type="checkbox"/> Indirect Fired <input type="checkbox"/> Direct Fired
--	--

Maximum design heat input and/or maximum horsepower rating: N/A	Type and Btu/hr rating of burners: N/A
---	--

List the primary fuel type(s) and if applicable, the secondary fuel type(s). For each fuel type listed, provide the maximum hourly and annual fuel usage for each.

Describe each fuel expected to be used during the term of the permit.

Fuel Type	Max. Sulfur Content	Max. Ash Content	BTU Value
N/A	N/A	N/A	N/A

<i>Emissions Data</i>		
Criteria Pollutants	Potential Emissions	
	PPH	TPY
Carbon Monoxide (CO)		
Nitrogen Oxides (NO _x)		
Lead (Pb)		
Particulate Matter (PM _{2.5})		
Particulate Matter (PM ₁₀)		
Total Particulate Matter (TSP)	0.6	2.63
Sulfur Dioxide (SO ₂)		
Volatile Organic Compounds (VOC)		
Hazardous Air Pollutants	Potential Emissions	
	PPH	TPY
Regulated Pollutants other than Criteria and HAP	Potential Emissions	
	PPH	TPY
Total Particulate Matter (TSP)		
<p>List the method(s) used to calculate the potential emissions (include dates of any stack tests conducted, versions of software used, source and dates of emission factors, etc.).</p> <p>Engineering estimate</p>		

Applicable Requirements

List all applicable requirements for this emission unit. For each applicable requirement, include the underlying rule/regulation citation and/or **construction permit** with the condition number. (*Note: Title V permit condition numbers alone are not the underlying applicable requirements*). If an emission limit is calculated based on the type of source and design capacity or if a standard is based on a design parameter, this information should also be included.

See Attached List for all Applicable Requirements

Permit Shield

For all applicable requirements listed above, provide monitoring/testing/recordkeeping/reporting which shall be used to demonstrate compliance. If the method is based on a permit or rule, include the condition number or citation. (Note: Each requirement listed above must have an associated method of demonstrating compliance. If there is not already a required method in place, then a method must be proposed.)

Monitoring shall be accomplished by performing a Visible Emissions check on the associated stack on a monthly basis. Visible emission checks shall be conducted by personnel trained in the practices and limitations of 40CFR60, App A, Method 22 during periods of normal operation of emission sources that vent from the referenced emission points for a sufficient time interval to determine if there is a visible emission. N/A Records of maintenance on this piece of equipment will be maintained on the electronic maintenance scheduling modules. Records of the monthly visible emissions check will be maintained. All records will be maintained for a period of 5 years. N/A

Are you in compliance with all applicable requirements for this emission unit? Yes No

If no, complete the **Schedule of Compliance Form** as **ATTACHMENT F**.

ATTACHMENT E - Emission Unit Form

Emission Unit Description

Emission unit ID number: S293-S-068	Emission unit name: Packaging Transfer System	List any control devices associated with this emission unit:
---	---	---

Provide a description of the emission unit (type, method of operation, design parameters, etc.):

Packaging Transfer System – Vents through S293-E-068

Manufacturer: Young	Model number: N/A	Serial number: N/A
-------------------------------	-----------------------------	------------------------------

Construction date: 1990	Installation date: 1991	Modification date(s): N/A
-----------------------------------	-----------------------------------	-------------------------------------

Design Capacity (examples: furnaces - tons/hr, tanks - gallons): 13.33 SPU/hr

Maximum Hourly Throughput: 13.33 SPU	Maximum Hourly Throughput: 116,771 SPU	Maximum Operating Schedule: 8760 hr/yr
--	--	--

Fuel Usage Data (fill out all applicable fields)

Does this emission unit combust fuel? <input type="checkbox"/> Yes <input checked="" type="checkbox"/> No	If yes, is it? <input type="checkbox"/> Indirect Fired <input type="checkbox"/> Direct Fired
--	--

Maximum design heat input and/or maximum horsepower rating:	Type and Btu/hr rating of burners: N/A
--	--

List the primary fuel type(s) and if applicable, the secondary fuel type(s). For each fuel type listed, provide the maximum hourly and annual fuel usage for each.
N/A

Describe each fuel expected to be used during the term of the permit.

Fuel Type	Max. Sulfur Content	Max. Ash Content	BTU Value
N/A	N/A	N/A	N/A

<i>Emissions Data</i>		
Criteria Pollutants	Potential Emissions	
	PPH	TPY
Carbon Monoxide (CO)		
Nitrogen Oxides (NO _x)		
Lead (Pb)		
Particulate Matter (PM _{2.5})		
Particulate Matter (PM ₁₀)		
Total Particulate Matter (TSP)	0.15	0.66
Sulfur Dioxide (SO ₂)		
Volatile Organic Compounds (VOC)		
Hazardous Air Pollutants	Potential Emissions	
	PPH	TPY
Regulated Pollutants other than Criteria and HAP	Potential Emissions	
	PPH	TPY
Total Particulate Matter (TSP)		
<p>List the method(s) used to calculate the potential emissions (include dates of any stack tests conducted, versions of software used, source and dates of emission factors, etc.).</p> <p>Engineering estimate</p>		

Applicable Requirements

List all applicable requirements for this emission unit. For each applicable requirement, include the underlying rule/regulation citation and/or construction permit with the condition number. (Note: Title V permit condition numbers alone are not the underlying applicable requirements). If an emission limit is calculated based on the type of source and design capacity or if a standard is based on a design parameter, this information should also be included.

See Attached List for all Applicable Requirements

Permit Shield

For all applicable requirements listed above, provide monitoring/testing/recordkeeping/reporting which shall be used to demonstrate compliance. If the method is based on a permit or rule, include the condition number or citation. (Note: Each requirement listed above must have an associated method of demonstrating compliance. If there is not already a required method in place, then a method must be proposed.)

Monitoring shall be accomplished by performing a Visible Emissions check on the associated stack on a monthly basis. Visible emission checks shall be conducted by personnel trained in the practices and limitations of 40CFR60, App A, Method 22 during periods of normal operation of emission sources that vent from the referenced emission points for a sufficient time interval to determine if there is a visible emission. N/A Records of maintenance on this piece of equipment will be maintained on the electronic maintenance scheduling modules. Records of the monthly visible emissions check will be maintained. All records will be maintained for a period of 5 years. N/A

Are you in compliance with all applicable requirements for this emission unit? Yes No

If no, complete the **Schedule of Compliance Form** as **ATTACHMENT F**.

ATTACHMENT E - Emission Unit Form

Emission Unit Description

Emission unit ID number: S293-S-070	Emission unit name: Dinamec Oven	List any control devices associated with this emission unit:
---	--	---

Provide a description of the emission unit (type, method of operation, design parameters, etc.):

Dinamec Burnout Oven (Dinamec Oven) – Vents through S293-E-042

Manufacturer: Dinamec Environmental	Model number: B-34.06.06/RAN	Serial number: N/A
---	--	------------------------------

Construction date: 06/18/1995	Installation date: 1996	Modification date(s): N/A
---	-----------------------------------	-------------------------------------

Design Capacity (examples: furnaces - tons/hr, tanks - gallons): 1.01 MMBtu/hr

Maximum Hourly Throughput:	Maximum Annual Throughput:	Maximum Operating Schedule: 8760 hr/yr
-----------------------------------	-----------------------------------	--

Fuel Usage Data (fill out all applicable fields)

Does this emission unit combust fuel? <input checked="" type="checkbox"/> Yes <input type="checkbox"/> No	If yes, is it? <input type="checkbox"/> Indirect Fired <input type="checkbox"/> Direct Fired
--	--

Maximum design heat input and/or maximum horsepower rating: 1.01 MMBtu/hr	Type and Btu/hr rating of burners: Natural gas, 1.01 MMBtu/hr
---	---

List the primary fuel type(s) and if applicable, the secondary fuel type(s). For each fuel type listed, provide the maximum hourly and annual fuel usage for each.
N/A

Describe each fuel expected to be used during the term of the permit.

Fuel Type	Max. Sulfur Content	Max. Ash Content	BTU Value
Natural gas			1020 Btu/scf

<i>Emissions Data</i>		
Criteria Pollutants	Potential Emissions	
	PPH	TPY
Carbon Monoxide (CO)	1.2	1.26
Nitrogen Oxides (NO _x)	0.8	0.84
Lead (Pb)		
Particulate Matter (PM _{2.5})		
Particulate Matter (PM ₁₀)		
Total Particulate Matter (TSP)	2.4	10.51
Sulfur Dioxide (SO ₂)		
Volatile Organic Compounds (VOC)		
Hazardous Air Pollutants		
Regulated Pollutants other than Criteria and HAP		
<p>List the method(s) used to calculate the potential emissions (include dates of any stack tests conducted, versions of software used, source and dates of emission factors, etc.).</p> <p>Engineering estimate</p>		

Applicable Requirements

List all applicable requirements for this emission unit. For each applicable requirement, include the underlying rule/regulation citation and/or construction permit with the condition number. (Note: Title V permit condition numbers alone are not the underlying applicable requirements). If an emission limit is calculated based on the type of source and design capacity or if a standard is based on a design parameter, this information should also be included.

See Attached List for all Applicable Requirements

Permit Shield

For all applicable requirements listed above, provide monitoring/testing/recordkeeping/reporting which shall be used to demonstrate compliance. If the method is based on a permit or rule, include the condition number or citation. (Note: Each requirement listed above must have an associated method of demonstrating compliance. If there is not already a required method in place, then a method must be proposed.)

Monitoring shall be accomplished by performing a Visible Emissions check on the associated stack on a monthly basis. Visible emission checks shall be conducted by personnel trained in the practices and limitations of 40CFR60, App A, Method 22 during periods of normal operation of emission sources that vent from the referenced emission points for a sufficient time interval to determine if there is a visible emission. N/A Records of maintenance on this piece of equipment will be maintained on the electronic maintenance scheduling modules. Records of the monthly visible emissions check will be maintained. All records will be maintained for a period of 5 years. N/A

Are you in compliance with all applicable requirements for this emission unit? Yes No

If no, complete the **Schedule of Compliance Form** as **ATTACHMENT F**.

ATTACHMENT E - Emission Unit Form

Emission Unit Description

Emission unit ID number: S293-S-075	Emission unit name: Blend Scales	List any control devices associated with this emission unit: S293-C-050
---	--	---

Provide a description of the emission unit (type, method of operation, design parameters, etc.):

Blend Scales – Vents through S293-E-050

Manufacturer: Torit	Model number: N/A	Serial number: N/A
-------------------------------	-----------------------------	------------------------------

Construction date: 06/21/1999	Installation date: 1999	Modification date(s): N/A
---	-----------------------------------	-------------------------------------

Design Capacity (examples: furnaces - tons/hr, tanks - gallons):

Maximum Hourly Throughput:	Maximum Annual Throughput:	Maximum Operating Schedule: 8760 hr/yr
-----------------------------------	-----------------------------------	--

Fuel Usage Data (fill out all applicable fields)

Does this emission unit combust fuel? <input type="checkbox"/> Yes <input checked="" type="checkbox"/> No	If yes, is it? <input type="checkbox"/> Indirect Fired <input type="checkbox"/> Direct Fired
--	--

Maximum design heat input and/or maximum horsepower rating: N/A	Type and Btu/hr rating of burners: N/A
---	--

List the primary fuel type(s) and if applicable, the secondary fuel type(s). For each fuel type listed, provide the maximum hourly and annual fuel usage for each.

Describe each fuel expected to be used during the term of the permit.

Fuel Type	Max. Sulfur Content	Max. Ash Content	BTU Value
N/A	N/A	N/A	N/A

<i>Emissions Data</i>		
Criteria Pollutants	Potential Emissions	
	PPH	TPY
Carbon Monoxide (CO)		
Nitrogen Oxides (NO _x)		
Lead (Pb)		
Particulate Matter (PM _{2.5})		
Particulate Matter (PM ₁₀)		
Total Particulate Matter (TSP)	0.5	1.1
Sulfur Dioxide (SO ₂)		
Volatile Organic Compounds (VOC)		
Hazardous Air Pollutants	Potential Emissions	
	PPH	TPY
Regulated Pollutants other than Criteria and HAP	Potential Emissions	
	PPH	TPY
<p>List the method(s) used to calculate the potential emissions (include dates of any stack tests conducted, versions of software used, source and dates of emission factors, etc.).</p> <p>Engineering estimate</p>		

Applicable Requirements

List all applicable requirements for this emission unit. For each applicable requirement, include the underlying rule/regulation citation and/or **construction permit** with the condition number. (*Note: Title V permit condition numbers alone are not the underlying applicable requirements*). If an emission limit is calculated based on the type of source and design capacity or if a standard is based on a design parameter, this information should also be included.

See Attached List for all Applicable Requirements

Permit Shield

For all applicable requirements listed above, provide monitoring/testing/recordkeeping/reporting which shall be used to demonstrate compliance. If the method is based on a permit or rule, include the condition number or citation. (Note: Each requirement listed above must have an associated method of demonstrating compliance. If there is not already a required method in place, then a method must be proposed.)

Monitoring shall be accomplished by performing a Visible Emissions check on the associated stack on a monthly basis. Visible emission checks shall be conducted by personnel trained in the practices and limitations of 40CFR60, App A, Method 22 during periods of normal operation of emission sources that vent from the referenced emission points for a sufficient time interval to determine if there is a visible emission. N/A Records of maintenance on this piece of equipment will be maintained on the electronic maintenance scheduling modules. Records of the monthly visible emissions check will be maintained. All records will be maintained for a period of 5 years. N/A

Are you in compliance with all applicable requirements for this emission unit? Yes No

If no, complete the **Schedule of Compliance Form** as **ATTACHMENT F**.

ATTACHMENT E - Emission Unit Form

Emission Unit Description

Emission unit ID number: S293-S-077	Emission unit name: Tornado Mill	List any control devices associated with this emission unit: S293-C-050
---	--	---

Provide a description of the emission unit (type, method of operation, design parameters, etc.):

Tornado Mill – Vents through S293-E-050

Manufacturer: Torit	Model number: N/A	Serial number: N/A
-------------------------------	-----------------------------	------------------------------

Construction date: 06/21/1999	Installation date: 1999	Modification date(s):
---	-----------------------------------	------------------------------

Design Capacity (examples: furnaces - tons/hr, tanks - gallons):

Maximum Hourly Throughput:	Maximum Annual Throughput:	Maximum Operating Schedule: 8760 hr/yr
-----------------------------------	-----------------------------------	--

Fuel Usage Data (fill out all applicable fields)

Does this emission unit combust fuel? <input type="checkbox"/> Yes <input checked="" type="checkbox"/> No	If yes, is it? <input type="checkbox"/> Indirect Fired <input type="checkbox"/> Direct Fired
--	--

Maximum design heat input and/or maximum horsepower rating: N/A	Type and Btu/hr rating of burners: N/A
---	--

List the primary fuel type(s) and if applicable, the secondary fuel type(s). For each fuel type listed, provide the maximum hourly and annual fuel usage for each.

Describe each fuel expected to be used during the term of the permit.

Fuel Type	Max. Sulfur Content	Max. Ash Content	BTU Value
N/A	N/A	N/A	N/A

<i>Emissions Data</i>		
Criteria Pollutants	Potential Emissions	
	PPH	TPY
Carbon Monoxide (CO)		
Nitrogen Oxides (NO _x)		
Lead (Pb)		
Particulate Matter (PM _{2.5})		
Particulate Matter (PM ₁₀)		
Total Particulate Matter (TSP)	0.5	1.1
Sulfur Dioxide (SO ₂)		
Volatile Organic Compounds (VOC)		
Hazardous Air Pollutants	Potential Emissions	
	PPH	TPY
Regulated Pollutants other than Criteria and HAP	Potential Emissions	
	PPH	TPY
<p>List the method(s) used to calculate the potential emissions (include dates of any stack tests conducted, versions of software used, source and dates of emission factors, etc.).</p> <p>Engineering estimate</p>		

Applicable Requirements

List all applicable requirements for this emission unit. For each applicable requirement, include the underlying rule/regulation citation and/or construction permit with the condition number. (Note: Title V permit condition numbers alone are not the underlying applicable requirements). If an emission limit is calculated based on the type of source and design capacity or if a standard is based on a design parameter, this information should also be included.

See Attached List for all Applicable Requirements

Permit Shield

For all applicable requirements listed above, provide monitoring/testing/recordkeeping/reporting which shall be used to demonstrate compliance. If the method is based on a permit or rule, include the condition number or citation. (Note: Each requirement listed above must have an associated method of demonstrating compliance. If there is not already a required method in place, then a method must be proposed.)

Monitoring shall be accomplished by performing a Visible Emissions check on the associated stack on a monthly basis. Visible emission checks shall be conducted by personnel trained in the practices and limitations of 40CFR60, App A, Method 22 during periods of normal operation of emission sources that vent from the referenced emission points for a sufficient time interval to determine if there is a visible emission. N/A Records of maintenance on this piece of equipment will be maintained on the electronic maintenance scheduling modules. Records of the monthly visible emissions check will be maintained. All records will be maintained for a period of 5 years. N/A

Are you in compliance with all applicable requirements for this emission unit? Yes No

If no, complete the **Schedule of Compliance Form** as **ATTACHMENT F**.

ATTACHMENT E - Emission Unit Form

Emission Unit Description

Emission unit ID number: S293-S-078	Emission unit name: Miscellaneous Hoods	List any control devices associated with this emission unit: S293-C-031
---	---	---

Provide a description of the emission unit (type, method of operation, design parameters, etc.):

Miscellaneous Dust Hoods (Miscellaneous Hoods) – Vents through S293-E-049

Manufacturer: Mikropul	Model number: 4208-12-40-40-TRH	Serial number: N/A
----------------------------------	---	------------------------------

Construction date: 1990	Installation date: 1991	Modification date(s): N/A
-----------------------------------	-----------------------------------	-------------------------------------

Design Capacity (examples: furnaces - tons/hr, tanks - gallons):

Maximum Hourly Throughput:	Maximum Annual Throughput:	Maximum Operating Schedule: 8760 hr/yr
-----------------------------------	-----------------------------------	--

Fuel Usage Data (fill out all applicable fields)

Does this emission unit combust fuel? ___ Yes <input checked="" type="checkbox"/> No	If yes, is it? ___ Indirect Fired ___ Direct Fired
---	--

Maximum design heat input and/or maximum horsepower rating: N/A	Type and Btu/hr rating of burners: N/A
---	--

List the primary fuel type(s) and if applicable, the secondary fuel type(s). For each fuel type listed, provide the maximum hourly and annual fuel usage for each.

Describe each fuel expected to be used during the term of the permit.

Fuel Type	Max. Sulfur Content	Max. Ash Content	BTU Value
N/A	N/A	N/A	N/A

<i>Emissions Data</i>		
Criteria Pollutants	Potential Emissions	
	PPH	TPY
Carbon Monoxide (CO)		
Nitrogen Oxides (NO _x)		
Lead (Pb)		
Particulate Matter (PM _{2.5})		
Particulate Matter (PM ₁₀)		
Total Particulate Matter (TSP)	2.3	9.86
Sulfur Dioxide (SO ₂)		
Volatile Organic Compounds (VOC)		
Hazardous Air Pollutants	Potential Emissions	
	PPH	TPY
Total HAPs	0.01	0.001
Regulated Pollutants other than Criteria and HAP	Potential Emissions	
	PPH	TPY
<p>List the method(s) used to calculate the potential emissions (include dates of any stack tests conducted, versions of software used, source and dates of emission factors, etc.).</p> <p>EE - Engineering Estimate</p>		

Applicable Requirements

List all applicable requirements for this emission unit. For each applicable requirement, include the underlying rule/regulation citation and/or **construction permit** with the condition number. (*Note: Title V permit condition numbers alone are not the underlying applicable requirements*). If an emission limit is calculated based on the type of source and design capacity or if a standard is based on a design parameter, this information should also be included.

See Attached List for all Applicable Requirements

Permit Shield

For all applicable requirements listed above, provide monitoring/testing/recordkeeping/reporting which shall be used to demonstrate compliance. If the method is based on a permit or rule, include the condition number or citation. (Note: Each requirement listed above must have an associated method of demonstrating compliance. If there is not already a required method in place, then a method must be proposed.)

Monitoring shall be accomplished by performing a Visible Emissions check on the associated stack on a monthly basis. Visible emission checks shall be conducted by personnel trained in the practices and limitations of 40CFR60, App A, Method 22 during periods of normal operation of emission sources that vent from the referenced emission points for a sufficient time interval to determine if there is a visible emission. N/A Records of maintenance on this piece of equipment will be maintained on the electronic maintenance scheduling modules. Records of the monthly visible emissions check will be maintained. All records will be maintained for a period of 5 years. N/A

Are you in compliance with all applicable requirements for this emission unit? Yes No

If no, complete the **Schedule of Compliance Form** as **ATTACHMENT F**.

ATTACHMENT E - Emission Unit Form

Emission Unit Description

Emission unit ID number: S293-S-079	Emission unit name: Bushing Shucker	List any control devices associated with this emission unit:
---	---	---

Provide a description of the emission unit (type, method of operation, design parameters, etc.):

Bushing Shucker – Vents through S293-E-079

Manufacturer: DuPont	Model number: N/A	Serial number: N/A
--------------------------------	-----------------------------	------------------------------

Construction date: 1990	Installation date: 1991	Modification date(s): N/A
-----------------------------------	-----------------------------------	-------------------------------------

Design Capacity (examples: furnaces - tons/hr, tanks - gallons):

Maximum Hourly Throughput:	Maximum Annual Throughput:	Maximum Operating Schedule:
-----------------------------------	-----------------------------------	------------------------------------

Fuel Usage Data (fill out all applicable fields)

Does this emission unit combust fuel? <input type="checkbox"/> Yes <input checked="" type="checkbox"/> No	If yes, is it? <input type="checkbox"/> Indirect Fired <input type="checkbox"/> Direct Fired
--	--

Maximum design heat input and/or maximum horsepower rating:	Type and Btu/hr rating of burners: N/A
--	--

List the primary fuel type(s) and if applicable, the secondary fuel type(s). For each fuel type listed, provide the maximum hourly and annual fuel usage for each.

N/A

Describe each fuel expected to be used during the term of the permit.

Fuel Type	Max. Sulfur Content	Max. Ash Content	BTU Value
N/A	N/A	N/A	N/A

<i>Emissions Data</i>		
Criteria Pollutants	Potential Emissions	
	PPH	TPY
Carbon Monoxide (CO)		
Nitrogen Oxides (NO _x)		
Lead (Pb)		
Particulate Matter (PM _{2.5})		
Particulate Matter (PM ₁₀)		
Total Particulate Matter (TSP)		
Sulfur Dioxide (SO ₂)		
Volatile Organic Compounds (VOC)		
Hazardous Air Pollutants	Potential Emissions	
	PPH	TPY
Regulated Pollutants other than Criteria and HAP	Potential Emissions	
	PPH	TPY
<p>List the method(s) used to calculate the potential emissions (include dates of any stack tests conducted, versions of software used, source and dates of emission factors, etc.).</p> <p>EE – Engineering Estimates</p>		

Applicable Requirements

List all applicable requirements for this emission unit. For each applicable requirement, include the underlying rule/regulation citation and/or **construction permit** with the condition number. (*Note: Title V permit condition numbers alone are not the underlying applicable requirements*). If an emission limit is calculated based on the type of source and design capacity or if a standard is based on a design parameter, this information should also be included.

See Attached List for all Applicable Requirements

Permit Shield

For all applicable requirements listed above, provide monitoring/testing/recordkeeping/reporting which shall be used to demonstrate compliance. If the method is based on a permit or rule, include the condition number or citation. (Note: Each requirement listed above must have an associated method of demonstrating compliance. If there is not already a required method in place, then a method must be proposed.)

Monitoring shall be accomplished by performing a Visible Emissions check on the associated stack on a monthly basis. Visible emission checks shall be conducted by personnel trained in the practices and limitations of 40CFR60, App A, Method 22 during periods of normal operation of emission sources that vent from the referenced emission points for a sufficient time interval to determine if there is a visible emission. N/A Records of maintenance on this piece of equipment will be maintained on the electronic maintenance scheduling modules. Records of the monthly visible emissions check will be maintained. All records will be maintained for a period of 5 years. N/A

Are you in compliance with all applicable requirements for this emission unit? Yes No

If no, complete the **Schedule of Compliance Form** as **ATTACHMENT F**.

Attachment F – Compliance Plan

A compliance plan is not required for SCD.

ATTACHMENT G - Air Pollution Control Device Form

Control device ID number: S293-C-01A	List all emission units associated with this control device. S293-S-01A
--	---

Manufacturer: Young Industries	Model number: HM-48-16	Installation date: 1991
--	----------------------------------	-----------------------------------

Type of Air Pollution Control Device:

<input checked="" type="checkbox"/> Baghouse/Fabric Filter	<input type="checkbox"/> Venturi Scrubber	<input type="checkbox"/> Multiclone
<input type="checkbox"/> Carbon Bed Adsorber	<input type="checkbox"/> Packed Tower Scrubber	<input type="checkbox"/> Single Cyclone
<input type="checkbox"/> Carbon Drum(s)	<input type="checkbox"/> Other Wet Scrubber	<input type="checkbox"/> Cyclone Bank
<input type="checkbox"/> Catalytic Incinerator	<input type="checkbox"/> Condenser	<input type="checkbox"/> Settling Chamber
<input type="checkbox"/> Thermal Incinerator	<input type="checkbox"/> Flare	<input type="checkbox"/> Other (describe) _____
<input type="checkbox"/> Wet Plate Electrostatic Precipitator	<input type="checkbox"/> Dry Plate Electrostatic Precipitator	

List the pollutants for which this device is intended to control and the capture and control efficiencies.

Pollutant	Capture Efficiency	Control Efficiency
Total Particulate Matter (TSP)		99.1%

Explain the characteristic design parameters of this control device (flow rates, pressure drops, number of bags, size, temperatures, etc.).

Collection Efficiency, 99.1%
 Baghouse # of Compartments, 1
 Configuration, Closed Suction
 Fabric, Polyester
 Air to Cloth Ratio ft/min, 7.8

Is this device subject to the CAM requirements of 40 C.F.R. 64? Yes No

If Yes, **Complete ATTACHMENT H**

If No, **Provide justification.**
 Emissions are less than levels requiring CAM

Describe the parameters monitored and/or methods used to indicate performance of this control device.

ATTACHMENT G - Air Pollution Control Device Form

Control device ID number: S293-C-01B	List all emission units associated with this control device. S293-S-01B
--	---

Manufacturer: Young Industries	Model number: HM-48-16	Installation date: 1991
--	----------------------------------	-----------------------------------

Type of Air Pollution Control Device:

<input checked="" type="checkbox"/> Baghouse/Fabric Filter	<input type="checkbox"/> Venturi Scrubber	<input type="checkbox"/> Multiclone
<input type="checkbox"/> Carbon Bed Adsorber	<input type="checkbox"/> Packed Tower Scrubber	<input type="checkbox"/> Single Cyclone
<input type="checkbox"/> Carbon Drum(s)	<input type="checkbox"/> Other Wet Scrubber	<input type="checkbox"/> Cyclone Bank
<input type="checkbox"/> Catalytic Incinerator	<input type="checkbox"/> Condenser	<input type="checkbox"/> Settling Chamber
<input type="checkbox"/> Thermal Incinerator	<input type="checkbox"/> Flare	<input type="checkbox"/> Other (describe) _____
<input type="checkbox"/> Wet Plate Electrostatic Precipitator	<input type="checkbox"/> Dry Plate Electrostatic Precipitator	

List the pollutants for which this device is intended to control and the capture and control efficiencies.

Pollutant	Capture Efficiency	Control Efficiency
Total Particulate Matter (TSP)		99.1%

Explain the characteristic design parameters of this control device (flow rates, pressure drops, number of bags, size, temperatures, etc.).

Collection Efficiency, 99.1%
 Baghouse # of Compartments, 1
 Configuration, Closed Suction
 Fabric, Polyester
 Air to Cloth Ratio ft/min, 7.8

Is this device subject to the CAM requirements of 40 C.F.R. 64? Yes No

If Yes, **Complete ATTACHMENT H**

If No, **Provide justification.**
 Emissions are less than levels requiring CAM

Describe the parameters monitored and/or methods used to indicate performance of this control device.

ATTACHMENT G - Air Pollution Control Device Form

Control device ID number: S293-C-01C	List all emission units associated with this control device. S293-S-01C
--	---

Manufacturer: Young Industries	Model number: HM-48-16	Installation date: 1991
--	----------------------------------	-----------------------------------

Type of Air Pollution Control Device:

<input checked="" type="checkbox"/> Baghouse/Fabric Filter	<input type="checkbox"/> Venturi Scrubber	<input type="checkbox"/> Multiclone
<input type="checkbox"/> Carbon Bed Adsorber	<input type="checkbox"/> Packed Tower Scrubber	<input type="checkbox"/> Single Cyclone
<input type="checkbox"/> Carbon Drum(s)	<input type="checkbox"/> Other Wet Scrubber	<input type="checkbox"/> Cyclone Bank
<input type="checkbox"/> Catalytic Incinerator	<input type="checkbox"/> Condenser	<input type="checkbox"/> Settling Chamber
<input type="checkbox"/> Thermal Incinerator	<input type="checkbox"/> Flare	<input type="checkbox"/> Other (describe) _____
<input type="checkbox"/> Wet Plate Electrostatic Precipitator	<input type="checkbox"/> Dry Plate Electrostatic Precipitator	

List the pollutants for which this device is intended to control and the capture and control efficiencies.

Pollutant	Capture Efficiency	Control Efficiency
Total Particulate Matter (TSP)		99.1%

Explain the characteristic design parameters of this control device (flow rates, pressure drops, number of bags, size, temperatures, etc.).

Collection Efficiency, 99.1%
 Baghouse # of Compartments, 1
 Configuration, Closed Suction
 Fabric, Polyester
 Air to Cloth Ratio ft/min, 7.8

Is this device subject to the CAM requirements of 40 C.F.R. 64? Yes No

If Yes, **Complete ATTACHMENT H**

If No, **Provide justification.**

Emissions are less than levels requiring CAM

Describe the parameters monitored and/or methods used to indicate performance of this control device.

ATTACHMENT G - Air Pollution Control Device Form

Control device ID number: S293-C-01D	List all emission units associated with this control device. S293-S-01D
--	---

Manufacturer: Young Industries	Model number: HM-48-16	Installation date: 1991
--	----------------------------------	-----------------------------------

Type of Air Pollution Control Device:

<input checked="" type="checkbox"/> Baghouse/Fabric Filter	<input type="checkbox"/> Venturi Scrubber	<input type="checkbox"/> Multiclone
<input type="checkbox"/> Carbon Bed Adsorber	<input type="checkbox"/> Packed Tower Scrubber	<input type="checkbox"/> Single Cyclone
<input type="checkbox"/> Carbon Drum(s)	<input type="checkbox"/> Other Wet Scrubber	<input type="checkbox"/> Cyclone Bank
<input type="checkbox"/> Catalytic Incinerator	<input type="checkbox"/> Condenser	<input type="checkbox"/> Settling Chamber
<input type="checkbox"/> Thermal Incinerator	<input type="checkbox"/> Flare	<input type="checkbox"/> Other (describe) _____
<input type="checkbox"/> Wet Plate Electrostatic Precipitator	<input type="checkbox"/> Dry Plate Electrostatic Precipitator	

List the pollutants for which this device is intended to control and the capture and control efficiencies.

Pollutant	Capture Efficiency	Control Efficiency
Total Particulate Matter (TSP)		99.1%

Explain the characteristic design parameters of this control device (flow rates, pressure drops, number of bags, size, temperatures, etc.).

Collection Efficiency, 99.1%
 Baghouse # of Compartments, 1
 Configuration, Closed Suction
 Fabric, Polyester
 Air to Cloth Ratio ft/min, 7.8

Is this device subject to the CAM requirements of 40 C.F.R. 64? Yes No

If Yes, **Complete ATTACHMENT H**

If No, **Provide justification.**
 Emissions are less than levels requiring CAM

Describe the parameters monitored and/or methods used to indicate performance of this control device.

ATTACHMENT G - Air Pollution Control Device Form

Control device ID number: S293-C-01E	List all emission units associated with this control device. S293-S-01E
--	---

Manufacturer: Young Industries	Model number: HM-48-16	Installation date: 1991
--	----------------------------------	-----------------------------------

Type of Air Pollution Control Device:

<input checked="" type="checkbox"/> Baghouse/Fabric Filter	<input type="checkbox"/> Venturi Scrubber	<input type="checkbox"/> Multiclone
<input type="checkbox"/> Carbon Bed Adsorber	<input type="checkbox"/> Packed Tower Scrubber	<input type="checkbox"/> Single Cyclone
<input type="checkbox"/> Carbon Drum(s)	<input type="checkbox"/> Other Wet Scrubber	<input type="checkbox"/> Cyclone Bank
<input type="checkbox"/> Catalytic Incinerator	<input type="checkbox"/> Condenser	<input type="checkbox"/> Settling Chamber
<input type="checkbox"/> Thermal Incinerator	<input type="checkbox"/> Flare	<input type="checkbox"/> Other (describe) _____
<input type="checkbox"/> Wet Plate Electrostatic Precipitator	<input type="checkbox"/> Dry Plate Electrostatic Precipitator	

List the pollutants for which this device is intended to control and the capture and control efficiencies.

Pollutant	Capture Efficiency	Control Efficiency
Total Particulate Matter (TSP)		99.1%

Explain the characteristic design parameters of this control device (flow rates, pressure drops, number of bags, size, temperatures, etc.).

Collection Efficiency, 99.1%
 Baghouse # of Compartments, 1
 Configuration, Closed Suction
 Fabric, Polyester
 Air to Cloth Ratio ft/min, 7.8

Is this device subject to the CAM requirements of 40 C.F.R. 64? Yes No

If Yes, **Complete ATTACHMENT H**

If No, **Provide justification.**
 Emissions are less than levels requiring CAM

Describe the parameters monitored and/or methods used to indicate performance of this control device.

ATTACHMENT G - Air Pollution Control Device Form

Control device ID number: S293-C-01F	List all emission units associated with this control device. S293-S-01F
--	---

Manufacturer: Young Industries	Model number: HM-48-16	Installation date: 1991
--	----------------------------------	-----------------------------------

Type of Air Pollution Control Device:

<input checked="" type="checkbox"/> Baghouse/Fabric Filter	<input type="checkbox"/> Venturi Scrubber	<input type="checkbox"/> Multiclone
<input type="checkbox"/> Carbon Bed Adsorber	<input type="checkbox"/> Packed Tower Scrubber	<input type="checkbox"/> Single Cyclone
<input type="checkbox"/> Carbon Drum(s)	<input type="checkbox"/> Other Wet Scrubber	<input type="checkbox"/> Cyclone Bank
<input type="checkbox"/> Catalytic Incinerator	<input type="checkbox"/> Condenser	<input type="checkbox"/> Settling Chamber
<input type="checkbox"/> Thermal Incinerator	<input type="checkbox"/> Flare	<input type="checkbox"/> Other (describe) _____
<input type="checkbox"/> Wet Plate Electrostatic Precipitator	<input type="checkbox"/> Dry Plate Electrostatic Precipitator	

List the pollutants for which this device is intended to control and the capture and control efficiencies.

Pollutant	Capture Efficiency	Control Efficiency
Total Particulate Matter (TSP)		99.1%

Explain the characteristic design parameters of this control device (flow rates, pressure drops, number of bags, size, temperatures, etc.).

Collection Efficiency, 99.1%
 Baghouse # of Compartments, 1
 Configuration, Closed Suction
 Fabric, Polyester
 Air to Cloth Ratio ft/min, 7.8

Is this device subject to the CAM requirements of 40 C.F.R. 64? Yes No

If Yes, **Complete ATTACHMENT H**

If No, **Provide justification.**
 Emissions are less than levels requiring CAM

Describe the parameters monitored and/or methods used to indicate performance of this control device.

ATTACHMENT G - Air Pollution Control Device Form

Control device ID number: S293-C-03A	List all emission units associated with this control device. S293-S-02A Die
--	---

Manufacturer: SLY Inc.	Model number: No. 2 Venturi Scrubber	Installation date: 2018
----------------------------------	--	-----------------------------------

Type of Air Pollution Control Device:

<input type="checkbox"/> Baghouse/Fabric Filter	<input checked="" type="checkbox"/> Venturi Scrubber	<input type="checkbox"/> Multiclone
<input type="checkbox"/> Carbon Bed Adsorber	<input type="checkbox"/> Packed Tower Scrubber	<input type="checkbox"/> Single Cyclone
<input type="checkbox"/> Carbon Drum(s)	<input type="checkbox"/> Other Wet Scrubber	<input type="checkbox"/> Cyclone Bank
<input type="checkbox"/> Catalytic Incinerator	<input type="checkbox"/> Condenser	<input type="checkbox"/> Settling Chamber
<input type="checkbox"/> Thermal Incinerator	<input type="checkbox"/> Flare	<input type="checkbox"/> Other (describe) _____
<input type="checkbox"/> Wet Plate Electrostatic Precipitator	<input type="checkbox"/> Dry Plate Electrostatic Precipitator	

List the pollutants for which this device is intended to control and the capture and control efficiencies.

Pollutant	Capture Efficiency	Control Efficiency
Total Particulate Matter (TSP)		99.3%
Formaldehyde		88%
Particulate Matter (PM10)		99.3%
Total HAPs		99.3%

Explain the characteristic design parameters of this control device (flow rates, pressure drops, number of bags, size, temperatures, etc.).

Venturi Scrubber
 Pressure drop through the venture $\geq 26''$ water column
 Scrubber liquor flow rate ≥ 12 gpm

Is this device subject to the CAM requirements of 40 C.F.R. 64? Yes No

If Yes, **Complete ATTACHMENT H**

If No, **Provide justification.**

Emissions are less than levels requiring CAM

Describe the parameters monitored and/or methods used to indicate performance of this control device.

Overall collection efficiency is controlled by pressure drop through venturi. Maintain pressure drop of 26 inches water column or greater to produce 99.3% or higher efficiency down to 1 micron. Maintain scrubber liquor flow at 12 gpm or greater.

ATTACHMENT G - Air Pollution Control Device Form

Control device ID number: S293-C-03B	List all emission units associated with this control device. S293-S-02B Die
--	---

Manufacturer: SLY Inc.	Model number: No. 2 Venturi Scrubber	Installation date: 2017
----------------------------------	--	-----------------------------------

Type of Air Pollution Control Device:

<input type="checkbox"/> Baghouse/Fabric Filter	<input checked="" type="checkbox"/> Venturi Scrubber	<input type="checkbox"/> Multiclone
<input type="checkbox"/> Carbon Bed Adsorber	<input type="checkbox"/> Packed Tower Scrubber	<input type="checkbox"/> Single Cyclone
<input type="checkbox"/> Carbon Drum(s)	<input type="checkbox"/> Other Wet Scrubber	<input type="checkbox"/> Cyclone Bank
<input type="checkbox"/> Catalytic Incinerator	<input type="checkbox"/> Condenser	<input type="checkbox"/> Settling Chamber
<input type="checkbox"/> Thermal Incinerator	<input type="checkbox"/> Flare	<input type="checkbox"/> Other (describe) _____
<input type="checkbox"/> Wet Plate Electrostatic Precipitator	<input type="checkbox"/> Dry Plate Electrostatic Precipitator	

List the pollutants for which this device is intended to control and the capture and control efficiencies.

Pollutant	Capture Efficiency	Control Efficiency
Total Particulate Matter (TSP)		99.3%
Formaldehyde		88%
Particulate Matter (PM10)		99.3%
Total HAPs		99.3%

Explain the characteristic design parameters of this control device (flow rates, pressure drops, number of bags, size, temperatures, etc.).

Venturi Scrubber
 Pressure drop through the venture ≥ 26 " water column
 Scrubber liquor flow rate ≥ 12 gpm

Is this device subject to the CAM requirements of 40 C.F.R. 64? Yes No

If Yes, **Complete ATTACHMENT H**

If No, **Provide justification.**

Emissions are less than levels requiring CAM

Describe the parameters monitored and/or methods used to indicate performance of this control device.

Overall collection efficiency is controlled by pressure drop through venturi. Maintain pressure drop of 26 inches water column or greater to produce 99.3% or higher efficiency down to 1 micron. Maintain scrubber liquor flow at 12 gpm or greater.

ATTACHMENT G - Air Pollution Control Device Form

Control device ID number: S293-C-03C	List all emission units associated with this control device. S293-S-02C Die
--	---

Manufacturer: SLY Inc.	Model number:	Installation date: 2019
----------------------------------	----------------------	-----------------------------------

Type of Air Pollution Control Device:

<input type="checkbox"/> Baghouse/Fabric Filter	<input checked="" type="checkbox"/> Venturi Scrubber	<input type="checkbox"/> Multiclone
<input type="checkbox"/> Carbon Bed Adsorber	<input type="checkbox"/> Packed Tower Scrubber	<input type="checkbox"/> Single Cyclone
<input type="checkbox"/> Carbon Drum(s)	<input type="checkbox"/> Other Wet Scrubber	<input type="checkbox"/> Cyclone Bank
<input type="checkbox"/> Catalytic Incinerator	<input type="checkbox"/> Condenser	<input type="checkbox"/> Settling Chamber
<input type="checkbox"/> Thermal Incinerator	<input type="checkbox"/> Flare	<input type="checkbox"/> Other (describe) _____
<input type="checkbox"/> Wet Plate Electrostatic Precipitator	<input type="checkbox"/> Dry Plate Electrostatic Precipitator	

List the pollutants for which this device is intended to control and the capture and control efficiencies.

Pollutant	Capture Efficiency	Control Efficiency
Total Particulate Matter (TSP)		99.3%
Formaldehyde		88%
Particulate Matter (PM10)		99.3%
Total HAPs		99.3%

Explain the characteristic design parameters of this control device (flow rates, pressure drops, number of bags, size, temperatures, etc.).

Venturi Scrubber
 Pressure drop through the venture $\geq 26''$ water column
 Scrubber liquor flow rate ≥ 12 gpm

Is this device subject to the CAM requirements of 40 C.F.R. 64? Yes No

If Yes, **Complete ATTACHMENT H**

If No, **Provide justification.**

Emissions are less than levels requiring CAM

Describe the parameters monitored and/or methods used to indicate performance of this control device.

Overall collection efficiency is controlled by pressure drop through venturi. Maintain pressure drop of 26 inches water column or greater to produce 99.3% or higher efficiency down to 1 micron. Maintain scrubber liquor flow at 12 gpm or greater.

ATTACHMENT G - Air Pollution Control Device Form

Control device ID number: S293-C-03D	List all emission units associated with this control device. S293-S-02D Die
--	---

Manufacturer: SLY Inc.	Model number: No. 2	Installation date: 2015
----------------------------------	-------------------------------	-----------------------------------

Type of Air Pollution Control Device:

<input type="checkbox"/> Baghouse/Fabric Filter	<input checked="" type="checkbox"/> Venturi Scrubber	<input type="checkbox"/> Multiclone
<input type="checkbox"/> Carbon Bed Adsorber	<input type="checkbox"/> Packed Tower Scrubber	<input type="checkbox"/> Single Cyclone
<input type="checkbox"/> Carbon Drum(s)	<input type="checkbox"/> Other Wet Scrubber	<input type="checkbox"/> Cyclone Bank
<input type="checkbox"/> Catalytic Incinerator	<input type="checkbox"/> Condenser	<input type="checkbox"/> Settling Chamber
<input type="checkbox"/> Thermal Incinerator	<input type="checkbox"/> Flare	<input type="checkbox"/> Other (describe) _____
<input type="checkbox"/> Wet Plate Electrostatic Precipitator	<input type="checkbox"/> Dry Plate Electrostatic Precipitator	

List the pollutants for which this device is intended to control and the capture and control efficiencies.

Pollutant	Capture Efficiency	Control Efficiency
Total Particulate Matter (TSP)		99.3%
Formaldehyde		88%
Particulate Matter (PM10)		99.3%
Total HAPs		99.3%

Explain the characteristic design parameters of this control device (flow rates, pressure drops, number of bags, size, temperatures, etc.).

Venturi Scrubber
 Pressure drop through the venture $\geq 26''$ water column
 Scrubber liquor flow rate ≥ 12 gpm

Is this device subject to the CAM requirements of 40 C.F.R. 64? Yes No

If Yes, **Complete ATTACHMENT H**

If No, **Provide justification.**

Emissions are less than levels requiring CAM

Describe the parameters monitored and/or methods used to indicate performance of this control device.

Overall collection efficiency is controlled by pressure drop through venturi. Maintain pressure drop of 26 inches water column or greater to produce 99.3% or higher efficiency down to 1 micron. Maintain scrubber liquor flow at 12 gpm or greater.

ATTACHMENT G - Air Pollution Control Device Form

Control device ID number: S293-C-03F	List all emission units associated with this control device. S293-S-02F Die
--	---

Manufacturer: SLY Inc.	Model number: No. 2	Installation date: 2013
----------------------------------	-------------------------------	-----------------------------------

Type of Air Pollution Control Device:

<input type="checkbox"/> Baghouse/Fabric Filter	<input checked="" type="checkbox"/> Venturi Scrubber	<input type="checkbox"/> Multiclone
<input type="checkbox"/> Carbon Bed Adsorber	<input type="checkbox"/> Packed Tower Scrubber	<input type="checkbox"/> Single Cyclone
<input type="checkbox"/> Carbon Drum(s)	<input type="checkbox"/> Other Wet Scrubber	<input type="checkbox"/> Cyclone Bank
<input type="checkbox"/> Catalytic Incinerator	<input type="checkbox"/> Condenser	<input type="checkbox"/> Settling Chamber
<input type="checkbox"/> Thermal Incinerator	<input type="checkbox"/> Flare	<input type="checkbox"/> Other (describe) _____
<input type="checkbox"/> Wet Plate Electrostatic Precipitator	<input type="checkbox"/> Dry Plate Electrostatic Precipitator	

List the pollutants for which this device is intended to control and the capture and control efficiencies.

Pollutant	Capture Efficiency	Control Efficiency
Total Particulate Matter (TSP)		99.3%
Formaldehyde		88%
Particulate Matter (PM10)		99.3%
Total HAPs		99.3%

Explain the characteristic design parameters of this control device (flow rates, pressure drops, number of bags, size, temperatures, etc.).

Venturi Scrubber
 Pressure drop through the venture $\geq 26''$ water column
 Scrubber liquor flow rate ≥ 12 gpm

Is this device subject to the CAM requirements of 40 C.F.R. 64? Yes No

If Yes, **Complete ATTACHMENT H**

If No, **Provide justification.**

Emissions are less than levels requiring CAM

Describe the parameters monitored and/or methods used to indicate performance of this control device.

Overall collection efficiency is controlled by pressure drop through venturi. Maintain pressure drop of 26 inches water column or greater to produce 99.3% or higher efficiency down to 1 micron. Maintain scrubber liquor flow at 12 gpm or greater.

ATTACHMENT G - Air Pollution Control Device Form

Control device ID number: S293-C-04A	List all emission units associated with this control device. S293-S-14A, S293-S-03A
--	---

Manufacturer: DONALDSON	Model number: 30-15 CYC-AW	Installation date: 2015
-----------------------------------	--------------------------------------	-----------------------------------

Type of Air Pollution Control Device:

<input type="checkbox"/> Baghouse/Fabric Filter	<input type="checkbox"/> Venturi Scrubber	<input type="checkbox"/> Multiclone
<input type="checkbox"/> Carbon Bed Adsorber	<input type="checkbox"/> Packed Tower Scrubber	<input checked="" type="checkbox"/> Single Cyclone
<input type="checkbox"/> Carbon Drum(s)	<input type="checkbox"/> Other Wet Scrubber	<input type="checkbox"/> Cyclone Bank
<input type="checkbox"/> Catalytic Incinerator	<input type="checkbox"/> Condenser	<input type="checkbox"/> Settling Chamber
<input type="checkbox"/> Thermal Incinerator	<input type="checkbox"/> Flare	<input type="checkbox"/> Other (describe) _____
<input type="checkbox"/> Wet Plate Electrostatic Precipitator	<input type="checkbox"/> Dry Plate Electrostatic Precipitator	

List the pollutants for which this device is intended to control and the capture and control efficiencies.

Pollutant	Capture Efficiency	Control Efficiency
Total Particulate Matter (TSP)		99%
HAP (Formaldehyde)		0%
VOC		0%

Explain the characteristic design parameters of this control device (flow rates, pressure drops, number of bags, size, temperatures, etc.).

Total Flow Rate: Design maximum: 5500 acfm

Is this device subject to the CAM requirements of 40 C.F.R. 64? Yes No

If Yes, **Complete ATTACHMENT H**

If No, **Provide justification.**

Emissions are less than levels requiring CAM

Describe the parameters monitored and/or methods used to indicate performance of this control device.

Monitoring shall be accomplished by performing visible emissions check on the associated stack on a monthly basis.

ATTACHMENT G - Air Pollution Control Device Form

Control device ID number: S293-C-04B	List all emission units associated with this control device. S293-S-14B, S293-S-03B
--	---

Manufacturer: DONALDSON	Model number: 30-15 CYC-AW	Installation date: 2015
-----------------------------------	--------------------------------------	-----------------------------------

Type of Air Pollution Control Device:

<input type="checkbox"/> Baghouse/Fabric Filter	<input type="checkbox"/> Venturi Scrubber	<input type="checkbox"/> Multiclone
<input type="checkbox"/> Carbon Bed Adsorber	<input type="checkbox"/> Packed Tower Scrubber	<input checked="" type="checkbox"/> Single Cyclone
<input type="checkbox"/> Carbon Drum(s)	<input type="checkbox"/> Other Wet Scrubber	<input type="checkbox"/> Cyclone Bank
<input type="checkbox"/> Catalytic Incinerator	<input type="checkbox"/> Condenser	<input type="checkbox"/> Settling Chamber
<input type="checkbox"/> Thermal Incinerator	<input type="checkbox"/> Flare	<input type="checkbox"/> Other (describe) _____
<input type="checkbox"/> Wet Plate Electrostatic Precipitator	<input type="checkbox"/> Dry Plate Electrostatic Precipitator	

List the pollutants for which this device is intended to control and the capture and control efficiencies.

Pollutant	Capture Efficiency	Control Efficiency
Total Particulate Matter (TSP)		99%
HAP (Formaldehyde)		0%
VOC		0%

Explain the characteristic design parameters of this control device (flow rates, pressure drops, number of bags, size, temperatures, etc.).

Total Flow Rate: Design maximum: 5500 acfm

Is this device subject to the CAM requirements of 40 C.F.R. 64? Yes No

If Yes, **Complete ATTACHMENT H**

If No, **Provide justification.**

Emissions are less than levels requiring CAM

Describe the parameters monitored and/or methods used to indicate performance of this control device.

Monitoring shall be accomplished by performing visible emissions check on the associated stack on a monthly basis.

ATTACHMENT G - Air Pollution Control Device Form

Control device ID number: S293-C-04C	List all emission units associated with this control device. S293-S-14C, S293-S-03C
--	---

Manufacturer: DONALDSON	Model number: 30-15 CYC-AW	Installation date: 2015
-----------------------------------	--------------------------------------	-----------------------------------

Type of Air Pollution Control Device:

<input type="checkbox"/> Baghouse/Fabric Filter	<input type="checkbox"/> Venturi Scrubber	<input type="checkbox"/> Multiclone
<input type="checkbox"/> Carbon Bed Adsorber	<input type="checkbox"/> Packed Tower Scrubber	<input checked="" type="checkbox"/> Single Cyclone
<input type="checkbox"/> Carbon Drum(s)	<input type="checkbox"/> Other Wet Scrubber	<input type="checkbox"/> Cyclone Bank
<input type="checkbox"/> Catalytic Incinerator	<input type="checkbox"/> Condenser	<input type="checkbox"/> Settling Chamber
<input type="checkbox"/> Thermal Incinerator	<input type="checkbox"/> Flare	<input type="checkbox"/> Other (describe) _____
<input type="checkbox"/> Wet Plate Electrostatic Precipitator	<input type="checkbox"/> Dry Plate Electrostatic Precipitator	

List the pollutants for which this device is intended to control and the capture and control efficiencies.

Pollutant	Capture Efficiency	Control Efficiency
Total Particulate Matter (TSP)		99%
HAP (Formaldehyde)		0%
VOC		0%

Explain the characteristic design parameters of this control device (flow rates, pressure drops, number of bags, size, temperatures, etc.).

Total Flow Rate: Design maximum: 5500 acfm

Is this device subject to the CAM requirements of 40 C.F.R. 64? Yes No

If Yes, **Complete ATTACHMENT H**

If No, **Provide justification.**

Emissions are less than levels requiring CAM

Describe the parameters monitored and/or methods used to indicate performance of this control device.

Monitoring shall be accomplished by performing visible emissions check on the associated stack on a monthly basis.

ATTACHMENT G - Air Pollution Control Device Form

Control device ID number: S293-C-04D	List all emission units associated with this control device. S293-S-14D, S293-S-03D
--	---

Manufacturer: DONALDSON	Model number: 30-15 CYC-AW	Installation date: 2015
-----------------------------------	--------------------------------------	-----------------------------------

Type of Air Pollution Control Device:

<input type="checkbox"/> Baghouse/Fabric Filter	<input type="checkbox"/> Venturi Scrubber	<input type="checkbox"/> Multiclone
<input type="checkbox"/> Carbon Bed Adsorber	<input type="checkbox"/> Packed Tower Scrubber	<input checked="" type="checkbox"/> Single Cyclone
<input type="checkbox"/> Carbon Drum(s)	<input type="checkbox"/> Other Wet Scrubber	<input type="checkbox"/> Cyclone Bank
<input type="checkbox"/> Catalytic Incinerator	<input type="checkbox"/> Condenser	<input type="checkbox"/> Settling Chamber
<input type="checkbox"/> Thermal Incinerator	<input type="checkbox"/> Flare	<input type="checkbox"/> Other (describe) _____
<input type="checkbox"/> Wet Plate Electrostatic Precipitator	<input type="checkbox"/> Dry Plate Electrostatic Precipitator	

List the pollutants for which this device is intended to control and the capture and control efficiencies.

Pollutant	Capture Efficiency	Control Efficiency
Total Particulate Matter (TSP)		99%
HAP (Formaldehyde)		0%
VOC		0%

Explain the characteristic design parameters of this control device (flow rates, pressure drops, number of bags, size, temperatures, etc.).

Total Flow Rate: Design maximum: 5500 acfm

Is this device subject to the CAM requirements of 40 C.F.R. 64? Yes No

If Yes, **Complete ATTACHMENT H**

If No, **Provide justification.**

Emissions are less than levels requiring CAM

Describe the parameters monitored and/or methods used to indicate performance of this control device.

Monitoring shall be accomplished by performing visible emissions check on the associated stack on a monthly basis.

ATTACHMENT G - Air Pollution Control Device Form

Control device ID number: S293-C-04F	List all emission units associated with this control device. S293-S-14F, S293-S-03F
--	---

Manufacturer: DONALDSON	Model number: 30-15 CYC-AW	Installation date: 2015
-----------------------------------	--------------------------------------	-----------------------------------

Type of Air Pollution Control Device:

<input type="checkbox"/> Baghouse/Fabric Filter	<input type="checkbox"/> Venturi Scrubber	<input type="checkbox"/> Multiclone
<input type="checkbox"/> Carbon Bed Adsorber	<input type="checkbox"/> Packed Tower Scrubber	<input checked="" type="checkbox"/> Single Cyclone
<input type="checkbox"/> Carbon Drum(s)	<input type="checkbox"/> Other Wet Scrubber	<input type="checkbox"/> Cyclone Bank
<input type="checkbox"/> Catalytic Incinerator	<input type="checkbox"/> Condenser	<input type="checkbox"/> Settling Chamber
<input type="checkbox"/> Thermal Incinerator	<input type="checkbox"/> Flare	<input type="checkbox"/> Other (describe) _____
<input type="checkbox"/> Wet Plate Electrostatic Precipitator	<input type="checkbox"/> Dry Plate Electrostatic Precipitator	

List the pollutants for which this device is intended to control and the capture and control efficiencies.

Pollutant	Capture Efficiency	Control Efficiency
Total Particulate Matter (TSP)		99%
HAP (Formaldehyde)		0%
VOC		0%

Explain the characteristic design parameters of this control device (flow rates, pressure drops, number of bags, size, temperatures, etc.).

Total Flow Rate: Design maximum: 5500 acfm

Is this device subject to the CAM requirements of 40 C.F.R. 64? Yes No

If Yes, **Complete ATTACHMENT H**

If No, **Provide justification.**

Emissions are less than levels requiring CAM

Describe the parameters monitored and/or methods used to indicate performance of this control device.

Monitoring shall be accomplished by performing visible emissions check on the associated stack on a monthly basis.

ATTACHMENT G - Air Pollution Control Device Form

Control device ID number: S293-C-031	List all emission units associated with this control device. S293-S-038
--	---

Manufacturer: Mikropul	Model number: 420S-12-40-TRH	Installation date: 1991
----------------------------------	--	-----------------------------------

Type of Air Pollution Control Device:

<input checked="" type="checkbox"/> Baghouse/Fabric Filter	<input type="checkbox"/> Venturi Scrubber	<input type="checkbox"/> Multiclone
<input type="checkbox"/> Carbon Bed Adsorber	<input type="checkbox"/> Packed Tower Scrubber	<input type="checkbox"/> Single Cyclone
<input type="checkbox"/> Carbon Drum(s)	<input type="checkbox"/> Other Wet Scrubber	<input type="checkbox"/> Cyclone Bank
<input type="checkbox"/> Catalytic Incinerator	<input type="checkbox"/> Condenser	<input type="checkbox"/> Settling Chamber
<input type="checkbox"/> Thermal Incinerator	<input type="checkbox"/> Flare	<input type="checkbox"/> Other (describe) _____
<input type="checkbox"/> Wet Plate Electrostatic Precipitator	<input type="checkbox"/> Dry Plate Electrostatic Precipitator	

List the pollutants for which this device is intended to control and the capture and control efficiencies.

Pollutant	Capture Efficiency	Control Efficiency
TSP		99%
HAP (Formaldehyde)		0%
VOC		0%

Explain the characteristic design parameters of this control device (flow rates, pressure drops, number of bags, size, temperatures, etc.).

Collection Efficiency, 99
 Baghouse # of Compartments, 1
 Configuration, Closed Suction
 Fabric, Polyester
 Air to Cloth Ratio ft/min, 5.46

Is this device subject to the CAM requirements of 40 C.F.R. 64? Yes No

If Yes, **Complete ATTACHMENT H**

If No, **Provide justification.**
 Emissions are less than levels requiring CAM

Describe the parameters monitored and/or methods used to indicate performance of this control device.

Monitoring shall be accomplished by performing visible emissions check on the associated stack on a monthly basis.

ATTACHMENT G - Air Pollution Control Device Form

Control device ID number: S293-C-050	List all emission units associated with this control device. S293-S-075, S293-S-077
--	---

Manufacturer: Donaldson Torit	Model number: Size 33AF	Installation date: 1999
---	-----------------------------------	-----------------------------------

Type of Air Pollution Control Device:

<input type="checkbox"/> x Baghouse/Fabric Filter	<input type="checkbox"/> Venturi Scrubber	<input type="checkbox"/> Multiclone
<input type="checkbox"/> Carbon Bed Adsorber	<input type="checkbox"/> Packed Tower Scrubber	<input type="checkbox"/> Single Cyclone
<input type="checkbox"/> Carbon Drum(s)	<input type="checkbox"/> Other Wet Scrubber	<input type="checkbox"/> Cyclone Bank
<input type="checkbox"/> Catalytic Incinerator	<input type="checkbox"/> Condenser	<input type="checkbox"/> Settling Chamber
<input type="checkbox"/> Thermal Incinerator	<input type="checkbox"/> Flare	<input checked="" type="checkbox"/> Other (describe) <u>Cartridge Filter</u>
<input type="checkbox"/> Wet Plate Electrostatic Precipitator	<input type="checkbox"/> Dry Plate Electrostatic Precipitator	

List the pollutants for which this device is intended to control and the capture and control efficiencies.

Pollutant	Capture Efficiency	Control Efficiency
Total Particulate Matter (TSP)		

Explain the characteristic design parameters of this control device (flow rates, pressure drops, number of bags, size, temperatures, etc.).

Collection Efficiency, 99.9%
 Baghouse # of Compartments, 1 with 36 cartridges
 Ratio 15,000 CFM

Is this device subject to the CAM requirements of 40 C.F.R. 64? Yes No

If Yes, **Complete ATTACHMENT H**

If No, **Provide justification.**

Emissions are less than levels requiring CAM

Describe the parameters monitored and/or methods used to indicate performance of this control device.

Monthly visual emission monitoring.

ATTACHMENT G - Air Pollution Control Device Form

Control device ID number: S293-C-078	List all emission units associated with this control device. S293-S-078
--	---

Manufacturer: Mikropul	Model number: 420S-12-40-TRH	Installation date: 1991
----------------------------------	--	-----------------------------------

Type of Air Pollution Control Device:

<input checked="" type="checkbox"/> Baghouse/Fabric Filter	<input type="checkbox"/> Venturi Scrubber	<input type="checkbox"/> Multiclone
<input type="checkbox"/> Carbon Bed Adsorber	<input type="checkbox"/> Packed Tower Scrubber	<input type="checkbox"/> Single Cyclone
<input type="checkbox"/> Carbon Drum(s)	<input type="checkbox"/> Other Wet Scrubber	<input type="checkbox"/> Cyclone Bank
<input type="checkbox"/> Catalytic Incinerator	<input type="checkbox"/> Condenser	<input type="checkbox"/> Settling Chamber
<input type="checkbox"/> Thermal Incinerator	<input type="checkbox"/> Flare	<input type="checkbox"/> Other (describe) _____
<input type="checkbox"/> Wet Plate Electrostatic Precipitator	<input type="checkbox"/> Dry Plate Electrostatic Precipitator	

List the pollutants for which this device is intended to control and the capture and control efficiencies.

Pollutant	Capture Efficiency	Control Efficiency
TSP		99%
HAP (Formaldehyde)		0%
VOC		0%

Explain the characteristic design parameters of this control device (flow rates, pressure drops, number of bags, size, temperatures, etc.).

Collection Efficiency, 99
 Baghouse # of Compartments, 1
 Configuration, Closed Suction
 Fabric, Polyester
 Air to Cloth Ratio ft/min, 5.46

Is this device subject to the CAM requirements of 40 C.F.R. 64? Yes No

If Yes, **Complete ATTACHMENT H**

If No, **Provide justification.**

Emissions are less than levels requiring CAM

Describe the parameters monitored and/or methods used to indicate performance of this control device.

Monitoring shall be accomplished by performing visible emissions check on the associated stack on a monthly basis.

ATTACHMENT H - Compliance Assurance Monitoring (CAM) Plan Form

For definitions and information about the CAM rule, please refer to 40 CFR Part 64. Additional information (including guidance documents) may also be found at <http://www.epa.gov/ttn/emc/cam.html>

CAM APPLICABILITY DETERMINATION

1) Does the facility have a PSEU (Pollutant-Specific Emissions Unit considered separately with respect to **EACH** regulated air pollutant) that is subject to CAM (40 CFR Part 64), which must be addressed in this CAM plan submittal? To determine applicability, a PSEU must meet **all** of the following criteria (*If No, then the remainder of this form need not be completed*): YES NO

- a. The PSEU is located at a major source that is required to obtain a Title V permit;
- b. The PSEU is subject to an emission limitation or standard for the applicable regulated air pollutant that is **NOT** exempt;

LIST OF EXEMPT EMISSION LIMITATIONS OR STANDARDS:

- NSPS (40 CFR Part 60) or NESHAP (40 CFR Parts 61 and 63) proposed after 11/15/1990.
 - Stratospheric Ozone Protection Requirements.
 - Acid Rain Program Requirements.
 - Emission Limitations or Standards for which a WVDEP Division of Air Quality Title V permit specifies a continuous compliance determination method, as defined in 40 CFR §64.1.
 - An emission cap that meets the requirements specified in 40 CFR §70.4(b)(12).
- c. The PSEU uses an add-on control device (as defined in 40 CFR §64.1) to achieve compliance with an emission limitation or standard;
 - d. The PSEU has potential pre-control device emissions of the applicable regulated air pollutant that are equal to or greater than the Title V Major Source Threshold Levels; AND
 - e. The PSEU is **NOT** an exempt backup utility power emissions unit that is municipally-owned.

BASIS OF CAM SUBMITTAL

2) Mark the appropriate box below as to why this CAM plan is being submitted as part of an application for a Title V permit:

RENEWAL APPLICATION. **ALL** PSEUs for which a CAM plan has **NOT** yet been approved need to be addressed in this CAM plan submittal.

INITIAL APPLICATION (submitted after 4/20/98). **ONLY** large PSEUs (i. e., PSEUs with potential post-control device emissions of an applicable regulated air pollutant that are equal to or greater than Major Source Threshold Levels) need to be addressed in this CAM plan submittal.

SIGNIFICANT MODIFICATION TO LARGE PSEUs. **ONLY** large PSEUs being modified after 4/20/98 need to be addressed in this cam plan submittal. For large PSEUs with an approved CAM plan, **Only** address the appropriate monitoring requirements affected by the significant modification.

3) ^a BACKGROUND DATA AND INFORMATION

Complete the following table for all PSEUs that need to be addressed in this CAM plan submittal. This section is to be used to provide background data and information for each PSEU in order to supplement the submittal requirements specified in 40 CFR §64.4. If additional space is needed, attach and label accordingly.

PSEU DESIGNATION	DESCRIPTION	POLLUTANT	CONTROL DEVICE	^b EMISSION LIMITATION or STANDARD	^c MONITORING REQUIREMENT
<u>EXAMPLE</u> Boiler No. 1	Wood-Fired Boiler	PM	Multiclone	45CSR§2-4.1.c.; 9.0 lb/hr	Monitor pressure drop across multiclone: Weekly inspection of multiclone

^a If a control device is common to more than one PSEU, one monitoring plan may be submitted for the control device with the affected PSEUs identified and any conditions that must be maintained or monitored in accordance with 40 CFR §64.3(a). If a single PSEU is controlled by more than one control device similar in design and operation, one monitoring plan for the applicable control devices may be submitted with the applicable control devices identified and any conditions that must be maintained or monitored in accordance with 40 CFR §64.3(a).

^b Indicate the emission limitation or standard for any applicable requirement that constitutes an emission limitation, emission standard, or standard of performance (as defined in 40 CFR §64.1).

^c Indicate the monitoring requirements for the PSEU that are required by an applicable regulation or permit condition.

CAM MONITORING APPROACH CRITERIA

Complete this section for **EACH** PSEU that needs to be addressed in this CAM plan submittal. This section may be copied as needed for each PSEU. This section is to be used to provide monitoring data and information for **EACH** indicator selected for **EACH** PSEU in order to meet the monitoring design criteria specified in 40 CFR §64.3 and §64.4. If more than two indicators are being selected for a PSEU or if additional space is needed, attach and label accordingly with the appropriate PSEU designation, pollutant, and indicator numbers.

4a) PSEU Designation:	4b) Pollutant:	4c) ^a Indicator No. 1:	4d) ^a Indicator No. 2:
5a) GENERAL CRITERIA Describe the <u>MONITORING APPROACH</u> used to measure the indicators:			
^b Establish the appropriate <u>INDICATOR RANGE</u> or the procedures for establishing the indicator range which provides a reasonable assurance of compliance:			
5b) PERFORMANCE CRITERIA Provide the <u>SPECIFICATIONS FOR OBTAINING REPRESENTATIVE DATA</u> , such as detector location, installation specifications, and minimum acceptable accuracy:			
^c For new or modified monitoring equipment, provide <u>VERIFICATION PROCEDURES</u> , including manufacturer's recommendations, <u>TO CONFIRM THE OPERATIONAL STATUS</u> of the monitoring:			
Provide <u>QUALITY ASSURANCE AND QUALITY CONTROL (QA/QC) PRACTICES</u> that are adequate to ensure the continuing validity of the data, (i.e., daily calibrations, visual inspections, routine maintenance, RATA, etc.):			
^d Provide the <u>MONITORING FREQUENCY</u> :			
Provide the <u>DATA COLLECTION PROCEDURES</u> that will be used:			
Provide the <u>DATA AVERAGING PERIOD</u> for the purpose of determining whether an excursion or exceedance has occurred:			

^a Describe all indicators to be monitored which satisfies 40 CFR §64.3(a). Indicators of emission control performance for the control device and associated capture system may include measured or predicted emissions (including visible emissions or opacity), process and control device operating parameters that affect control device (and capture system) efficiency or emission rates, or recorded findings of inspection and maintenance activities.

^b Indicator Ranges may be based on a single maximum or minimum value or at multiple levels that are relevant to distinctly different operating conditions, expressed as a function of process variables, expressed as maintaining the applicable indicator in a particular operational status or designated condition, or established as interdependent between more than one indicator. For CEMS, COMS, or PEMS, include the most recent certification test for the monitor.

^c The verification for operational status should include procedures for installation, calibration, and operation of the monitoring equipment, conducted in accordance with the manufacturer's recommendations, necessary to confirm the monitoring equipment is operational prior to the commencement of the required monitoring.

^d Emission units with post-control PTE ≥ 100 percent of the amount classifying the source as a major source (i.e., Large PSEU) must collect four or more values per hour to be averaged. A reduced data collection frequency may be approved in limited circumstances. Other emission units must collect data at least once per 24 hour period.

RATIONALE AND JUSTIFICATION

Complete this section for EACH PSEU that needs to be addressed in this CAM plan submittal. This section may be copied as needed for each PSEU. This section is to be used to provide rationale and justification for the selection of EACH indicator and monitoring approach and EACH indicator range in order to meet the submittal requirements specified in 40 CFR §64.4.

6a) PSEU Designation:

6b) Regulated Air Pollutant:

7) **INDICATORS AND THE MONITORING APPROACH:** Provide the rationale and justification for the selection of the indicators and the monitoring approach used to measure the indicators. Also provide any data supporting the rationale and justification. Explain the reasons for any differences between the verification of operational status or the quality assurance and control practices proposed, and the manufacturer's recommendations. (If additional space is needed, attach and label accordingly with the appropriate PSEU designation and pollutant):

8) **INDICATOR RANGES:** Provide the rationale and justification for the selection of the indicator ranges. The rationale and justification shall indicate how EACH indicator range was selected by either a COMPLIANCE OR PERFORMANCE TEST, a TEST PLAN AND SCHEDULE, or by ENGINEERING ASSESSMENTS. Depending on which method is being used for each indicator range, include the specific information required below for that specific indicator range. (If additional space is needed, attach and label accordingly with the appropriate PSEU designation and pollutant):

- COMPLIANCE OR PERFORMANCE TEST (Indicator ranges determined from control device operating parameter data obtained during a compliance or performance test conducted under regulatory specified conditions or under conditions representative of maximum potential emissions under anticipated operating conditions. Such data may be supplemented by engineering assessments and manufacturer's recommendations). The rationale and justification shall INCLUDE a summary of the compliance or performance test results that were used to determine the indicator range, and documentation indicating that no changes have taken place that could result in a significant change in the control system performance or the selected indicator ranges since the compliance or performance test was conducted.
- TEST PLAN AND SCHEDULE (Indicator ranges will be determined from a proposed implementation plan and schedule for installing, testing, and performing any other appropriate activities prior to use of the monitoring). The rationale and justification shall INCLUDE the proposed implementation plan and schedule that will provide for use of the monitoring as expeditiously as practicable after approval of this CAM plan, except that in no case shall the schedule for completing installation and beginning operation of the monitoring exceed 180 days after approval.
- ENGINEERING ASSESSMENTS (Indicator Ranges or the procedures for establishing indicator ranges are determined from engineering assessments and other data, such as manufacturers' design criteria and historical monitoring data, because factors specific to the type of monitoring, control device, or PSEU make compliance or performance testing unnecessary). The rationale and justification shall INCLUDE documentation demonstrating that compliance testing is not required to establish the indicator range.

RATIONALE AND JUSTIFICATION:

Attachment I – Supplemental Information

Emission Point ID	Control Device	Emission Unit ID	Emission Unit Description	Ton Per Year Title V Permit Limits (PTE)											
				CO	NOx	PM _{2.5}	PM ₁₀	TSP	SO ₂	VOC	THAPs	CH ₂ O	Acetal	Acryl	Benzene
S293-E-01A	S293-C-01A	S293-S-01A	Bulk Storage Silo			0.0009	0.04	0.04							
S293-E-01B	S293-C-01B	S293-S-01B	Bulk Storage Silo			0.0009	0.04	0.04							
S293-E-01C	S293-C-01C	S293-S-01C	Bulk Storage Silo			0.0009	0.04	0.04							
S293-E-01D	S293-C-01D	S293-S-01D	Bulk Storage Silo			0.0009	0.04	0.04							
S293-E-01E	S293-C-01E	S293-S-01E	Bulk Storage Silo			0.0009	0.04	0.04							
S293-E-01F	S293-C-01F	S293-S-01F	Bulk Storage Silo			0.0002	0.01	0.01		0.07	0.01	0.01			
S293-E-02A	None	S293-S-02A	SA Extruder – Vacuum Port	0.11		0.05	0.05	0.05		0.32	0.43	0.32		X	0.01
S293-E-02B	None	S293-S-02B	SB Extruder – Vacuum Port	0.11		0.05	0.05	0.05		0.32	0.43	0.32		X	0.01
S293-E-02C	None	S293-S-02C	SC Extruder – Vacuum Port	0.11		0.05	0.05	0.05		0.32	0.43	0.32		X	0.01
S293-E-02D	None	S293-S-02D	SD Extruder – Vacuum Port	0.11		0.05	0.05	0.05		0.32	0.43	0.32		X	0.01
S293-E-02F	None	S293-S-02F	SF Extruder – Vacuum Port	0.11		0.05	0.05	0.05		0.32	0.43	0.32			0.01
S293-E-03A	S293-C-03A	S293-S-02A	SA Extruder -Die	0.11		0.34	0.34	0.34		0.31	0.17	0.04		0.01	
S293-E-03B	S293-C-03B	S293-S-02B	SB Extruder -Die	0.11		0.34	0.34	0.34		0.32	0.17	0.04		0.01	
S293-E-03C	S293-C-03C	S293-S-02C	SC Extruder -Die	0.11		0.34	0.34	0.34		0.32	0.17	0.04		0.01	
S293-E-03D	S293-C-03D	S293-S-02D	SD Extruder -Die	0.11		0.34	0.34	0.34		0.32	0.17	0.04		0.01	
S293-E-03F	S293-C-03F	S293-S-02F	SF Extruder -Die	0.11		0.34	0.34	0.34		0.32	0.17	0.04		0.01	
S293-E-04A	S293-C-04A	S293-S-03A	Screen A	X	X	0.06	0.12	2.34	X	0.37	0.37	0.37		X	X
S293-E-04A	S293-C-04A	S293-S-14A	Receiver Bin A	X	X	X	X	X	X	X	X	X		X	X
S293-E-04A	None	S293-S-10A	Extruder Pelletizer	X	X	X	X	X	X	X	X	X		X	X
S293-E-04B	S293-C-04B	S293-S-03B	Screen B	X	X	0.06	0.12	2.34	X	0.37	0.37	0.37		X	X
S293-E-04B	S293-C-04B	S293-S-14B	Receiver Bin B	X	X	X	X	X	X	X	X	X		X	X
S293-E-04B	None	S293-S-10B	Extruder Pelletizer	X	X	X	X	X	X	X	X	X		X	X
S293-E-04C	S293-C-04C	S293-S-03C	Screen C	X	X	0.06	0.12	2.34	X	0.37	0.37	0.37		X	X
S293-E-04C	S293-C-04C	S293-S-14C	Receiver Bin C	X	X	X	X	X	X	X	X	X		X	X
S293-E-04C	None	S293-S-10C	Extruder Pelletizer	X	X	X	X	X	X	X	X	X		X	X
S293-E-04D	S293-C-04D	S293-S-03D	Screen D	X	X	0.06	0.12	2.34	X	0.37	0.37	0.37		X	X
S293-E-04D	S293-C-04D	S293-S-14D	Receiver Bin D	X	X	X	X	X	X	X	X	X		X	X
S293-E-04D	None	S293-S-10D	Extruder Pelletizer	X	X	X	X	X	X	X	X	X		X	X
S293-E-04F	S293-C-04F	S293-S-03F	Screen F			0.06	0.12	2.34	X	0.37	0.37	0.37			
S293-E-04F	S293-C-04F	S293-S-14F	Receiver Bin F			X	X	X	X	X	X	X		X	X
S293-E-04F	None	S293-S-10F	Extruder Pelletizer			X	X	X	X	X	X	X		X	X
S293-E-05A	None	S293-S-04A	Impact Separator A					0.05		0.02	0.02	0.02			
S293-E-05B	None	S293-S-04B	Impact Separator B					0.05		0.02	0.02	0.02			
S293-E-05C	None	S293-S-04C	Impact Separator C					0.05		0.02	0.02	0.02			
S293-E-05D	None	S293-S-04D	Impact Separator D					0.05		0.02	0.02	0.02			
S293-E-05F	None	S293-S-04F	Impact Separator F					0.05		0.02	0.02	0.02			
S293-E-06A	None	S293-S-06A	SA Quench Unit	X	X	X	X	X	X	X	X	X	X	X	X
S293-E-06A	None	S293-S-07A	SA Plop Buggy	0.01		0.03	0.03	0.03		0.04	0.06	0.04	0.01		
S293-E-06B	None	S293-S-06B	SB Quench Unit	X	X	X	X	X	X	X	X	X	X	X	X
S293-E-06B	None	S293-S-07B	SB Plop Buggy	0.01		0.03	0.03	0.03		0.04	0.06	0.04	0.01		
S293-E-06C	None	S293-S-06C	SC Quench Unit	X	X	X	X	X	X	X	X	X	X	X	X
S293-E-06C	None	S293-S-07C	SC Plop Buggy	0.01		0.03	0.03	0.03		0.04	0.06	0.04	0.01		
S293-E-06D	None	S293-S-06D	SD Quench Unit	X	X	X	X	X	X	X	X	X	X	X	X
S293-E-06D	None	S293-S-07D	SD Plop Buggy	0.01		0.03	0.03	0.03		0.04	0.06	0.04	0.01		
S293-E-06F	None	S293-S-06F	SF Quench Unit	X	X	X	X	X	X	X	X	X	X	X	X
S293-E-06F	None	S293-S-07F	SF Plop Buggy	0.01		0.03	0.03	0.03		0.04	0.06	0.04	0.01		
S293-E-042	None	S293-S-070	Dinamec® Oven	1.26	0.84	X	X	X	X	X	X	X		X	X
S293-E-049	S293-C-031	S293-S-038	Area Hoods	X	X	X	X	X	X	X	X	X		X	X

S293-E-050	S293-C-050	S293-S-075	Blend Scales	X	X	X	X	X	X	X	X	X	X	X	X
S293-E-050	S293-C-050	S293-S-077	Tornado Mill					0.876							
S293-E-060	None	S293-S-060	Hot Water Generator	0.144	0.171	NL	NL	NL	0.001	NL	NL	NL		NL	NL
S293-E-061	None	S293-S-061	Hot Water Generator	0.144	0.171	NL	NL	NL	0.001	NL	NL	NL		NL	NL
S293-E-062	None	S293-S-062	Hot Water Generator	0.144	0.171	NL	NL	NL	0.001	NL	NL	NL		NL	NL
S293-E-066	None	S293-S-066	Cold Solvent Cleaner	NL	NL	NL	NL	NL	NL	NL	NL	NL		NL	NL
S293-E-067	None	S293-S-067	Rework Conveyor					0.438							
S293-E-068	None	S293-S-068	Packaging Transfer System					0.1314							
S293-E-078	S293-C-078	S293-S-078	Miscellaneous Hoods					0.06			0.01				
S293-E-079	None	S293-S-079	Bushing Shucker												
Totals				2.84	1.35	2.37	2.91	15.77	0.003	5.41	5.27	3.92	0.05	0.05	0.05

West Virginia Department of Environmental Protection
Division of Air Quality

Earl Ray Tomblin
Governor

Randy C. Huffman
Cabinet Secretary

Permit to Operate



Pursuant to
Title V
of the Clean Air Act

Issued to:

DuPont Specialty Products USA, LLC
Washington Works
Specialty Compounding Division (Part 8 of 14)
R30-10700001-~~2015~~

~~William F. Durham~~ Laura Crowder
Director

Issued: ~~November 23, 2015~~ • Effective: ~~December 7, 2015~~
Expiration: November 23, 2020 • Renewal Application Due: ~~May 23, 2020~~

Permit Number: **R30-10700001-2015**
Permittee: **DuPont Specialty Products USA, LLC**
Facility Name: **Washington Works**
Business Unit: **Specialty Compounding Division (Part 8 of 14)**
Mailing Address: **P.O. Box 2800, Washington, WV 26181-2800**

This permit is issued in accordance with the West Virginia Air Pollution Control Act (West Virginia Code §§ 22-5-1 et seq.) and 45CSR30 C Requirements for Operating Permits. The permittee identified at the above-referenced facility is authorized to operate the stationary sources of air pollutants identified herein in accordance with all terms and conditions of this permit.

Facility Location:	Washington, Wood County, West Virginia
Mailing Address:	P. O. Box 2800, Washington, WV 26181-2800
Telephone Number:	(304) 863-4240
Type of Business Entity:	Corporation
Facility Description:	Production of polymer blends and mixtures
SIC Codes:	2821
UTM Coordinates:	422.27 km Easting \$ 4,346.57 km Northing \$ Zone 17

Permit Writer: Natalya V. Chertkovsky-Veselova

Any person whose interest may be affected, including, but not necessarily limited to, the applicant and any person who participated in the public comment process, by a permit issued, modified or denied by the Secretary may appeal such action of the Secretary to the Air Quality Board pursuant to article one [§§ 22B-1-1 et seq.], Chapter 22B of the Code of West Virginia. West Virginia Code §22-5-14.

Issuance of this Title V Operating Permit does not supersede or invalidate any existing permits under 45CSR13, 14 or 19, although all applicable requirements from such permits governing the facility's operation and compliance have been incorporated into the Title V Operating Permit.

Table of Contents

1.0. Emission Units and Active R13, R14, and R19 Permits..... 4

2.0. General Conditions..... 7

3.0. Facility-Wide Requirements and Permit Shield16

Source-specific Requirements

4.0. R13-1533 and 45CSR7 Requirements30

5.0. Cold Solvent Cleaner (S293-E-066) Requirements.....39

6.0. Hot Water Generators (S293-S-060, S293-S-061, and S293-S-062) Requirements.....

41

APPENDIX A: R13-1533 Attachments

APPENDIX B: R13-2617 Attachment

1.0 Emission Units and Active R13, R14, and R19 Permits

1.1 Emission Units

Emission Point ID	Control Device	Emission Unit ID	Emission Unit Description	Year Installed
S293-E-01A	S293-C-01A Bag Filter	S293-S-01A	Bulk Storage Silo	1991
S293-E-01B	S293-C-01B Bag Filter	S293-S-01B	Bulk Storage Silo	1991
S293-E-01C	S293-C-01C Bag Filter	S293-S-01C	Bulk Storage Silo	1991
S293-E-01D	S293-C-01D Bag Filter	S293-S-01D	Bulk Storage Silo	1991
S293-E-01E	S293-C-01E Bag Filter	S293-S-01E	Bulk Storage Silo	1991
S293-E-01F	S293-C-01F Bag Filter	S293-S-01F	Bulk Storage Silo	2011
S293-E-02A	None	S293-S-02A	SA Extruder – Vacuum Port	1991
S293-E-02B	None	S293-S-02B	SB Extruder – Vacuum Port	1991
S293-E-02C	None	S293-S-02C	SC Extruder – Vacuum Port	1991
S293-E-02D	None	S293-S-02D	SD Extruder – Vacuum Port	1991
S293-E-02F	None	S293-S-02F	SF Extruder – Vacuum Port	1995
S293-E-03A	S293-C-03A Wet Venturi Scrubber (Replaced 2018)	S293-S-02A	<u>SA</u> Extruder Die*	1991 and 2018
S293-E-03B	S293-C-03B Wet Venturi Scrubber	S293-S-02B	<u>SB</u> Extruder Die*	<u>1991 and 2016</u>
S293-E-03C	S293-C-03C Wet recirculating type venturi scrubber	S293-S-02C	<u>SC</u> Extruder Die*	1991 <u>and 2019</u>
S293-E-03D	S293-C-03D Wet Venturi Scrubber	S293-S-02D	<u>SD</u> Extruder Die*	<u>1991 and 2015</u>
S293-E-03F	S293-C-03F Air Filter (HEAF)	S293-S-02F	<u>SF</u> Extruder Die	1995 <u>and 2013</u>
S293-E-04A	S293-C-04A	S293-S-03A	Screen A	1991 <u>2015</u>

Emission Point ID	Control Device	Emission Unit ID	Emission Unit Description	Year Installed
	Cyclone Separator	S293-S-14A	Receiver Bin A	1991
	None	S293-S-10A	Extruder Pelletizer*	1991 2015
S293-E-04B	S293-C-04B Cyclone Separator	S293-S-03B	Screen B	1991 2015
		S293-S-14B	Receiver Bin B	1991
	None	S293-S-10B	Extruder Pelletizer*	1991 2015
S293-E-04C	S293-C-04C Cyclone Separator	S293-S-03C	Screen C	1991 2015
		S293-S-14C	Receiver Bin C	1991
	None	S293-S-10C	Extruder Pelletizer*	1991 2015
S293-E-04D	S293-C-04D Cyclone Separator	S293-S-03D	Screen D	1991 2015
		S293-S-14D	Receiver Bin D	1991
	None	S293-S-10D	Extruder Pelletizer*	1991 2015
S293-E-04F	S293-C-04F Cyclone Separator	S293-S-03F	Screen F	1995 2015
		S293-S-14F	Receiver Bin F	1995
	None	S293-S-10F	Extruder Pelletizer*	1991 2015
S293-E-05A	None	S293-S-04A	Impact Separator A	1991
S293-E-05B	None	S293-S-04B	Impact Separator B	1991
S293-E-05C	None	S293-S-04C	Impact Separator C	1991
S293-E-05D	None	S293-S-04D	Impact Separator D	1991
S293-E-05F	None	S293-S-04F	Impact Separator F	1995
S293-E-06A	None	S293-S-06A	SA Quench Bath Unit	1991
		S293-S-07A	SA Plop Buggy	2011
S293-E-06B	None	S293-S-06B	SB Quench Bath Unit	1991
		S293-S-07B	SB Plop Buggy	2011
S293-E-06C	None	S293-S-06C	SC Quench Bath Unit	1991
		S293-S-07C	SC Plop Buggy	2011
S293-E-06D	None	S293-S-06D	SD Quench Bath Unit	1991
		S293-S-07D	SD Plop Buggy	2011
S293-E-06F	None	S293-S-06F	SD Quench Bath Unit	1991
		S293-S-07F	SD Plop Buggy	2011
S293-E-042	None	S293-S-070	Dinamec® Oven	1996
S293-E-049 General Area	S293-C-031 Baghouse #1	S293-S-038	Area Hoods	1991
S293-E- 078 049	S293-C- 078 031	S293-S-078	Miscellaneous Hoods	1991

Emission Point ID	Control Device	Emission Unit ID	Emission Unit Description	Year Installed
S293-E-050	S293-C-050 Baghouse #2	S293-S-075	Blend Scales	1999
		S293-S-077	Tornado Mill	1999
S293-E-060	None	S293-S-060	Hot Water Generator, Natural gas fired, 0.40 MM Btu/hr	2019
S293-E-061	None	S293-S-061	Hot Water Generator, Natural gas fired, 0.40 MM Btu/hr	2019
S293-E-062	None	S293-S-062	Hot Water Generator, Natural gas fired, 0.40 MM Btu/hr	2019
S293-E-066	None	S293-S-066	Cold Solvent Cleaner	1991
S293-E-067	None	S293-S-067	Rework Conveyor	2006
S293-E-068	None	S293-S-068	Packaging Transfer Station	2006
<u>S293-E-079</u>	<u>None</u>	<u>S293-S-079</u>	<u>Bushing Shucker</u>	<u>1991</u>

1.2. Active R13, R14, and R19 Permits

The underlying authority for any conditions from R13, R14, and/or R19 permits contained in this operating permit is cited using the original permit number (e.g. R13-1234). The current applicable version of such permit(s) is listed below.

Permit Number	Date of Issuance
R13-1553N	May 30, 2019
R13-2617 <u>H</u>	December 8, 2014 <u>April 10, 2020</u>

2.0 General Conditions

2.1. Definitions

- 2.1.1. All references to the "West Virginia Air Pollution Control Act" or the "Air Pollution Control Act" mean those provisions contained in W.Va. Code §§ 22-5-1 to 22-5-18.
- 2.1.2. The "Clean Air Act" means those provisions contained in 42 U.S.C. §§ 7401 to 7671q, and regulations promulgated thereunder.
- 2.1.3. "Secretary" means the Secretary of the Department of Environmental Protection or such other person to whom the Secretary has delegated authority or duties pursuant to W.Va. Code §§ 22-1-6 or 22-1-8 (45CSR§30-2.12.). The Director of the Division of Air Quality is the Secretary's designated representative for the purposes of this permit.
- 2.1.4. Unless otherwise specified in a permit condition or underlying rule or regulation, all references to a "rolling yearly total" shall mean the sum of the monthly data, values or parameters being measured, monitored, or recorded, at any given time for the previous twelve (12) consecutive calendar months.

2.2. Acronyms

CAAA	Clean Air Act Amendments	NSPS	New Source Performance Standards
CBI	Confidential Business Information	PM	Particulate Matter
CEM	Continuous Emission Monitor	PM₁₀	Particulate Matter less than 10µm in diameter
CES	Certified Emission Statement	pph	Pounds per Hour
C.F.R. or CFR	Code of Federal Regulations	ppm	Parts per Million
CO	Carbon Monoxide	PSD	Prevention of Significant Deterioration
C.S.R. or CSR	Codes of State Rules	psi	Pounds per Square Inch
DAQ	Division of Air Quality	SIC	Standard Industrial Classification
DEP	Department of Environmental Protection	SIP	State Implementation Plan
FOIA	Freedom of Information Act	SO₂	Sulfur Dioxide
HAP	Hazardous Air Pollutant	TAP	Toxic Air Pollutant
HON	Hazardous Organic NESHAP	TPY	Tons per Year
HP	Horsepower	TRS	Total Reduced Sulfur
lbs/hr or lb/hr	Pounds per Hour	TSP	Total Suspended Particulate
LDAR	Leak Detection and Repair	USEPA	United States Environmental Protection Agency
m	Thousand	UTM	Universal Transverse Mercator
MACT	Maximum Achievable Control Technology	VEE	Visual Emissions Evaluation
mm	Million	VOC	Volatile Organic Compounds
mmBtu/hr	Million British Thermal Units per Hour		
mmft³/hr or mmcf/hr	Million Cubic Feet Burned per Hour		
NA or N/A	Not Applicable		
NAAQS	National Ambient Air Quality Standards		
NESHAPS	National Emissions Standards for Hazardous Air Pollutants		
NO_x	Nitrogen Oxides		

2.3. Permit Expiration and Renewal

- 2.3.1. Permit duration. This permit is issued for a fixed term of five (5) years and shall expire on the date specified on the cover of this permit, except as provided in 45CSR§30-6.3.b. and 45CSR§30-6.3.c.
[45CSR§30-5.1.b.]
- 2.3.2. A permit renewal application is timely if it is submitted at least six (6) months prior to the date of permit expiration.
[45CSR§30-4.1.a.3.]
- 2.3.3. Permit expiration terminates the source's right to operate unless a timely and complete renewal application has been submitted consistent with 45CSR§30-6.2. and 45CSR§30-4.1.a.3.
[45CSR§30-6.3.b.]
- 2.3.4. If the Secretary fails to take final action to deny or approve a timely and complete permit application before the end of the term of the previous permit, the permit shall not expire until the renewal permit has been issued or denied, and any permit shield granted for the permit shall continue in effect during that time.
[45CSR§30-6.3.c.]

2.4. Permit Actions

- 2.4.1. This permit may be modified, revoked, reopened and reissued, or terminated for cause. The filing of a request by the permittee for a permit modification, revocation and reissuance, or termination, or of a notification of planned changes or anticipated noncompliance does not stay any permit condition.
[45CSR§30-5.1.f.3.]

2.5. Reopening for Cause

- 2.5.1. This permit shall be reopened and revised under any of the following circumstances:
 - a. Additional applicable requirements under the Clean Air Act or the Secretary's legislative rules become applicable to a major source with a remaining permit term of three (3) or more years. Such a reopening shall be completed not later than eighteen (18) months after promulgation of the applicable requirement. No such reopening is required if the effective date of the requirement is later than the date on which the permit is due to expire, unless the original permit or any of its terms and conditions has been extended pursuant to 45CSR§§30-6.6.a.1.A. or B.
 - b. Additional requirements (including excess emissions requirements) become applicable to an affected source under Title IV of the Clean Air Act (Acid Deposition Control) or other legislative rules of the Secretary. Upon approval by U.S. EPA, excess emissions offset plans shall be incorporated into the permit.
 - c. The Secretary or U.S. EPA determines that the permit contains a material mistake or that inaccurate statements were made in establishing the emissions standards or other terms or conditions of the permit.
 - d. The Secretary or U.S. EPA determines that the permit must be revised or revoked and reissued to assure compliance with the applicable requirements.

[45CSR§30-6.6.a.]

2.6. Administrative Permit Amendments

- 2.6.1. The permittee may request an administrative permit amendment as defined in and according to the procedures specified in 45CSR§30-6.4.
[45CSR§30-6.4.]

2.7. Minor Permit Modifications

- 2.7.1. The permittee may request a minor permit modification as defined in and according to the procedures specified in 45CSR§30-6.5.a.
[45CSR§30-6.5.a.]

2.8. Significant Permit Modification

- 2.8.1. The permittee may request a significant permit modification, in accordance with 45CSR§30-6.5.b., for permit modifications that do not qualify for minor permit modifications or as administrative amendments.
[45CSR§30-6.5.b.]

2.9. Emissions Trading

- 2.9.1. No permit revision shall be required, under any approved economic incentives, marketable permits, emissions trading, and other similar programs or processes for changes that are provided for in the permit and that are in accordance with all applicable requirements.
[45CSR§30-5.1.h.]

2.10. Off-Permit Changes

- 2.10.1. Except as provided below, a facility may make any change in its operations or emissions that is not addressed nor prohibited in its permit and which is not considered to be construction nor modification under any rule promulgated by the Secretary without obtaining an amendment or modification of its permit. Such changes shall be subject to the following requirements and restrictions:
- a. The change must meet all applicable requirements and may not violate any existing permit term or condition.
 - b. The permittee must provide a written notice of the change to the Secretary and to U.S. EPA within two (2) business days following the date of the change. Such written notice shall describe each such change, including the date, any change in emissions, pollutants emitted, and any applicable requirement that would apply as a result of the change.
 - c. The change shall not qualify for the permit shield.
 - d. The permittee shall keep records describing all changes made at the source that result in emissions of regulated air pollutants, but not otherwise regulated under the permit, and the emissions resulting from those changes.

- e. No permittee may make any change subject to any requirement under Title IV of the Clean Air Act (Acid Deposition Control) pursuant to the provisions of 45CSR§30-5.9.
- f. No permittee may make any changes which would require preconstruction review under any provision of Title I of the Clean Air Act (including 45CSR14 and 45CSR19) pursuant to the provisions of 45CSR§30-5.9.

[45CSR§30-5.9.]

2.11. Operational Flexibility

- 2.11.1. The permittee may make changes within the facility as provided by § 502(b)(10) of the Clean Air Act. Such operational flexibility shall be provided in the permit in conformance with the permit application and applicable requirements. No such changes shall be a modification under any rule or any provision of Title I of the Clean Air Act (including 45CSR14 and 45CSR19) promulgated by the Secretary in accordance with Title I of the Clean Air Act and the change shall not result in a level of emissions exceeding the emissions allowable under the permit.

[45CSR§30-5.8]

- 2.11.2. Before making a change under 45CSR§30-5.8., the permittee shall provide advance written notice to the Secretary and to U.S. EPA, describing the change to be made, the date on which the change will occur, any changes in emissions, and any permit terms and conditions that are affected. The permittee shall thereafter maintain a copy of the notice with the permit, and the Secretary shall place a copy with the permit in the public file. The written notice shall be provided to the Secretary and U.S. EPA at least seven (7) days prior to the date that the change is to be made, except that this period may be shortened or eliminated as necessary for a change that must be implemented more quickly to address unanticipated conditions posing a significant health, safety, or environmental hazard. If less than seven (7) days notice is provided because of a need to respond more quickly to such unanticipated conditions, the permittee shall provide notice to the Secretary and U.S. EPA as soon as possible after learning of the need to make the change.

[45CSR§30-5.8.a.]

- 2.11.3. The permit shield shall not apply to changes made under 45CSR§30-5.8., except those provided for in 45CSR§30-5.8.d. However, the protection of the permit shield will continue to apply to operations and emissions that are not affected by the change, provided that the permittee complies with the terms and conditions of the permit applicable to such operations and emissions. The permit shield may be reinstated for emissions and operations affected by the change:

- a. If subsequent changes cause the facility's operations and emissions to revert to those authorized in the permit and the permittee resumes compliance with the terms and conditions of the permit, or
- b. If the permittee obtains final approval of a significant modification to the permit to incorporate the change in the permit.

[45CSR§30-5.8.c.]

- 2.11.4. "Section 502(b)(10) changes" are changes that contravene an express permit term. Such changes do not include changes that would violate applicable requirements or contravene enforceable permit terms and conditions that are monitoring (including test methods), recordkeeping, reporting, or compliance certification requirements.

[45CSR§30-2.39]

2.12. Reasonably Anticipated Operating Scenarios

- 2.12.1. The following are terms and conditions for reasonably anticipated operating scenarios identified in this permit.
- a. Contemporaneously with making a change from one operating scenario to another, the permittee shall record in a log at the permitted facility a record of the scenario under which it is operating and to document the change in reports submitted pursuant to the terms of this permit and 45CSR30.
 - b. The permit shield shall extend to all terms and conditions under each such operating scenario; and
 - c. The terms and conditions of each such alternative scenario shall meet all applicable requirements and the requirements of 45CSR30.

[45CSR§30-5.1.i.]

2.13. Duty to Comply

- 2.13.1. The permittee must comply with all conditions of this permit. Any permit noncompliance constitutes a violation of the West Virginia Code and the Clean Air Act and is grounds for enforcement action by the Secretary or USEPA; for permit termination, revocation and reissuance, or modification; or for denial of a permit renewal application.

[45CSR§30-5.1.f.1.]

2.14. Inspection and Entry

- 2.14.1. The permittee shall allow any authorized representative of the Secretary, upon the presentation of credentials and other documents as may be required by law, to perform the following:
- a. At all reasonable times (including all times in which the facility is in operation) enter upon the permittee's premises where a source is located or emissions related activity is conducted, or where records must be kept under the conditions of this permit;
 - b. Have access to and copy, at reasonable times, any records that must be kept under the conditions of this permit;
 - c. Inspect at reasonable times (including all times in which the facility is in operation) any facilities, equipment (including monitoring and air pollution control equipment), practices, or operations regulated or required under the permit;
 - d. Sample or monitor at reasonable times substances or parameters to determine compliance with the permit or applicable requirements or ascertain the amounts and types of air pollutants discharged.

[45CSR§30-5.3.b.]

2.15. Schedule of Compliance

- 2.15.1. For sources subject to a compliance schedule, certified progress reports shall be submitted consistent with the applicable schedule of compliance set forth in this permit and 45CSR§30-4.3.h., but at least every six (6) months, and no greater than once a month, and shall include the following:
- a. Dates for achieving the activities, milestones, or compliance required in the schedule of compliance, and dates when such activities, milestones or compliance were achieved; and
 - b. An explanation of why any dates in the schedule of compliance were not or will not be met, and any preventative or corrective measure adopted.

[45CSR§30-5.3.d.]

2.16. Need to Halt or Reduce Activity not a Defense

- 2.16.1. It shall not be a defense for a permittee in an enforcement action that it would have been necessary to halt or reduce the permitted activity in order to maintain compliance with the conditions of this permit. However, nothing in this paragraph shall be construed as precluding consideration of a need to halt or reduce activity as a mitigating factor in determining penalties for noncompliance if the health, safety, or environmental impacts of halting or reducing operations would be more serious than the impacts of continued operations.

[45CSR§30-5.1.f.2.]

2.17. Emergency

- 2.17.1. An "emergency" means any situation arising from sudden and reasonably unforeseeable events beyond the control of the source, including acts of God, which situation requires immediate corrective action to restore normal operation, and that causes the source to exceed a technology-based emission limitation under the permit, due to unavoidable increases in emissions attributable to the emergency. An emergency shall not include noncompliance to the extent caused by improperly designed equipment, lack of preventative maintenance, careless or improper operation, or operator error.

[45CSR§30-5.7.a.]

- 2.17.2. Effect of any emergency. An emergency constitutes an affirmative defense to an action brought for noncompliance with such technology-based emission limitations if the conditions of 45CSR§30-5.7.c. are met.

[45CSR§30-5.7.b.]

- 2.17.3. The affirmative defense of emergency shall be demonstrated through properly signed, contemporaneous operating logs, or other relevant evidence that:

- a. An emergency occurred and that the permittee can identify the cause(s) of the emergency;
- b. The permitted facility was at the time being properly operated;
- c. During the period of the emergency the permittee took all reasonable steps to minimize levels of emissions that exceeded the emission standards, or other requirements in the permit; and

- d. Subject to the requirements of 45CSR§30-5.1.c.3.C.1, the permittee submitted notice of the emergency to the Secretary within one (1) working day of the time when emission limitations were exceeded due to the emergency and made a request for variance, and as applicable rules provide. This notice, report, and variance request fulfills the requirement of 45CSR§30-5.1.c.3.B. This notice must contain a detailed description of the emergency, any steps taken to mitigate emissions, and corrective actions taken.

[45CSR§30-5.7.c.]

- 2.17.4. In any enforcement proceeding, the permittee seeking to establish the occurrence of an emergency has the burden of proof.

[45CSR§30-5.7.d.]

- 2.17.5. This provision is in addition to any emergency or upset provision contained in any applicable requirement.

[45CSR§30-5.7.e.]

2.18. Federally-Enforceable Requirements

- 2.18.1. All terms and conditions in this permit, including any provisions designed to limit a source's potential to emit and excepting those provisions that are specifically designated in the permit as "State-enforceable only", are enforceable by the Secretary, USEPA, and citizens under the Clean Air Act.

[45CSR§30-5.2.a.]

- 2.18.2. Those provisions specifically designated in the permit as "State-enforceable only" shall become "Federally-enforceable" requirements upon SIP approval by the USEPA.

2.19. Duty to Provide Information

- 2.19.1. The permittee shall furnish to the Secretary within a reasonable time any information the Secretary may request in writing to determine whether cause exists for modifying, revoking and reissuing, or terminating the permit or to determine compliance with the permit. Upon request, the permittee shall also furnish to the Secretary copies of records required to be kept by the permittee. For information claimed to be confidential, the permittee shall furnish such records to the Secretary along with a claim of confidentiality in accordance with 45CSR31. If confidential information is to be sent to USEPA, the permittee shall directly provide such information to USEPA along with a claim of confidentiality in accordance with 40 C.F.R. Part 2.

[45CSR§30-5.1.f.5.]

2.20. Duty to Supplement and Correct Information

- 2.20.1. Upon becoming aware of a failure to submit any relevant facts or a submittal of incorrect information in any permit application, the permittee shall promptly submit to the Secretary such supplemental facts or corrected information.

[45CSR§30-4.2.]

2.21. Permit Shield

- 2.21.1. Compliance with the conditions of this permit shall be deemed compliance with any applicable requirements as of the date of permit issuance provided that such applicable requirements are included and are specifically identified in this permit or the Secretary has determined that other requirements specifically identified are not applicable to the source and this permit includes such a determination or a concise summary thereof.

[45CSR§30-5.6.a.]

2.21.2. Nothing in this permit shall alter or affect the following:

- a. The liability of an owner or operator of a source for any violation of applicable requirements prior to or at the time of permit issuance; or
- b. The applicable requirements of the Code of West Virginia and Title IV of the Clean Air Act (Acid Deposition Control), consistent with § 408 (a) of the Clean Air Act.
- c. The authority of the Administrator of U.S. EPA to require information under § 114 of the Clean Air Act or to issue emergency orders under § 303 of the Clean Air Act.

[45CSR§30-5.6.c.]

2.22. Credible Evidence

2.22.1. Nothing in this permit shall alter or affect the ability of any person to establish compliance with, or a violation of, any applicable requirement through the use of credible evidence to the extent authorized by law. Nothing in this permit shall be construed to waive any defenses otherwise available to the permittee including but not limited to any challenge to the credible evidence rule in the context of any future proceeding.

[45CSR§30-5.3.e.3.B. and 45CSR38]

2.23. Severability

2.23.1. The provisions of this permit are severable. If any provision of this permit, or the application of any provision of this permit to any circumstance is held invalid by a court of competent jurisdiction, the remaining permit terms and conditions or their application to other circumstances shall remain in full force and effect.

[45CSR§30-5.1.e.]

2.24. Property Rights

2.24.1. This permit does not convey any property rights of any sort or any exclusive privilege.

[45CSR§30-5.1.f.4]

2.25. Acid Deposition Control

2.25.1. Emissions shall not exceed any allowances that the source lawfully holds under Title IV of the Clean Air Act (Acid Deposition Control) or rules of the Secretary promulgated thereunder.

- a. No permit revision shall be required for increases in emissions that are authorized by allowances acquired pursuant to the acid deposition control program, provided that such increases do not require a permit revision under any other applicable requirement.
- b. No limit shall be placed on the number of allowances held by the source. The source may not, however, use allowances as a defense to noncompliance with any other applicable requirement.
- c. Any such allowance shall be accounted for according to the procedures established in rules promulgated under Title IV of the Clean Air Act.

[45CSR§30-5.1.d.]

- 2.25.2. Where applicable requirements of the Clean Air Act are more stringent than any applicable requirement of regulations promulgated under Title IV of the Clean Air Act (Acid Deposition Control), both provisions shall be incorporated into the permit and shall be enforceable by the Secretary and U. S. EPA.

[45CSR§30-5.1.a.2.]

3.0 Facility-Wide Requirements

3.1 Limitations and Standards

- 3.1.1. **Open burning.** The open burning of refuse by any person is prohibited except as noted in 45CSR§6-3.1. [45CSR§6-3.1.]
- 3.1.2. **Open burning exemptions.** The exemptions listed in 45CSR§6-3.1 are subject to the following stipulation: Upon notification by the Secretary, no person shall cause or allow any form of open burning during existing or predicted periods of atmospheric stagnation. Notification shall be made by such means as the Secretary may deem necessary and feasible. [45CSR§6-3.2.]
- 3.1.3. **Asbestos.** The permittee is responsible for thoroughly inspecting the facility, or part of the facility, prior to commencement of demolition or renovation for the presence of asbestos and complying with 40 C.F.R. § 61.145, 40 C.F.R. § 61.148, and 40 C.F.R. § 61.150. The permittee, owner, or operator must notify the Secretary at least ten (10) working days prior to the commencement of any asbestos removal on the forms prescribed by the Secretary if the permittee is subject to the notification requirements of 40 C.F.R. § 61.145(b)(3)(i). The USEPA, the Division of Waste Management and the Bureau for Public Health - Environmental Health require a copy of this notice to be sent to them. [40 C.F.R. §61.145(b) and 45CSR34]
- 3.1.4. **Odor.** No person shall cause, suffer, allow or permit the discharge of air pollutants which cause or contribute to an objectionable odor at any location occupied by the public. [45CSR§4-3.1 State-Enforceable only.]
- 3.1.5. **Standby plan for reducing emissions.** When requested by the Secretary, the permittee shall prepare standby plans for reducing the emissions of air pollutants in accordance with the objectives set forth in Tables I, II, and III of 45CSR11. [45CSR§11-5.2]
- 3.1.6. **Emission inventory.** The permittee is responsible for submitting, on an annual basis, an emission inventory in accordance with the submittal requirements of the Division of Air Quality. [W.Va. Code § 22-5-4(a)(14)]
- 3.1.7. **Ozone-depleting substances.** For those facilities performing maintenance, service, repair or disposal of appliances, the permittee shall comply with the standards for recycling and emissions reduction pursuant to 40 C.F.R. Part 82, Subpart F, except as provided for Motor Vehicle Air Conditioners (MVACs) in Subpart B:
- a. Persons opening appliances for maintenance, service, repair, or disposal must comply with the prohibitions and required practices pursuant to 40 C.F.R. §§ 82.154 and 82.156.
 - b. Equipment used during the maintenance, service, repair, or disposal of appliances must comply with the standards for recycling and recovery equipment pursuant to 40 C.F.R. § 82.158.

- c. Persons performing maintenance, service, repair, or disposal of appliances must be certified by an approved technician certification program pursuant to 40 C.F.R. § 82.161.

[40 C.F.R. 82, Subpart F]

- 3.1.8. **Risk Management Plan.** This stationary source, as defined in 40 C.F.R. § 68.3, is subject to Part 68. This stationary source shall submit a risk management plan (RMP) by the date specified in 40 C.F.R. Part 68.10. This stationary source shall certify compliance with the requirements of Part 68 as part of the annual compliance certification as required by 40 C.F.R. Part 70 or 71.

[40 C.F.R. 68]

- 3.1.9. The permittee shall comply with all hourly and annual emission limits set forth by the affected 45CSR13 permits, for each of the sources and associated emission points identified in Attachment A of R13-2617.

Note: For the Specialty Compounding Division, the affected permit is R13-1533 and the R13-2617 Attachment A listing for only those sources in the Specialty Compounding Division is provided in APPENDIX B, and the hourly and annual emission limits for the affected sources are provided in 4.1.1.

[45CSR13, R13-2617, 4.1.1]

- 3.1.10. The permitted sources identified in Attachment A of R13-2617 and recognized as being subject to 45CSR21 shall comply with all applicable requirements of 45CSR21 – “Regulation to Prevent and Control Air Pollution from the Emission of Volatile Organic Compounds” provided, however, that compliance with any more stringent requirements under the affected 45CSR13 permit identified in Attachment A of R13-2617, are also demonstrated. The applicable requirements set forth by 45CSR21 shall include, but not be limited to, the following: **[45CSR13, R13-2617, 4.1.2]**

- 3.1.10.1. The permittee shall maintain the aggregated hourly and annual VOC control efficiency of 90% or greater, on a site-wide basis, for all existing sources listed or required to be listed as part of the original facility-wide Reasonably Available Control Measures (RACM) plan, as identified in Attachment A of R13-2617. **[45CSR13, R13-2617, 4.1.2.1; 45CSR§21-40.3.a.1 (State-Enforceable only)]**

- 3.1.10.2. On or after May 1, 1996, construction or modification of any emission source resulting in a maximum theoretical emissions (MTE) of VOCs equaling or exceeding six (6) pounds per hour and not listed or required to be listed in the facility-wide RACM plan shall require the prior approval by the Director of an emission control plan that meets the definition of reasonable available control technology (RACT) on a case-by-case basis for both fugitive and non-fugitive VOC emissions from such source. All sources constructed or modified on or after May 1, 1996 shall be subject to the following: **[45CSR13, R13-2617, 4.1.2.2; 45CSR§21-40.3.c (State-Enforceable only)]**

- a. The RACT control plan(s) shall be embodied in a permit in accordance to 45CSR13. **[45CSR13, R13-2617, 4.1.2.2.a; 45CSR§21-40.4.e (State-Enforceable only)]**
- b. The MTE and associated emission reductions of the constructed or modified source will not be calculated into the site-wide aggregate hourly and annual emissions reduction requirements set forth in Section 3.1.10.1. **[45CSR13, R13-2617, 4.1.2.2.b]**

- 3.1.10.3. If a modification to an existing source with current MTE below the threshold of six (6) pounds per hour of VOCs causes an increase in the MTE that results in the source exceeding the six (6) pounds per hour threshold for the first time, the source shall be subject to RACT in accordance to Section 3.1.10.2. **[45CSR13, R13-2617, 4.1.2.3; 45CSR§21-40.3.c (State-Enforceable only)]**
- 3.1.10.4. Physical changes to or changes in the method of operation of an existing emission source listed or required to be listed as part of the facility-wide RACM plan, that results in an increase in VOC emissions of any amount, shall require the prior approval by the Director of an emission control plan that meets the definition of RACT on a case-by-case basis for both fugitive and non-fugitive VOC emissions from the source. All sources modified on or after May 1, 1996 shall be subject to the following; **[45CSR13, R13-2617, 4.1.2.4; 45CSR§21-40.3.c (State-Enforceable only)]**
- a. The RACT control plan (s) shall be embodied in a permit in accordance to 45CSR13. **[45CSR13, R13-2617, 4.1.2.4.a; 45CSR§21-40.4.e (State-Enforceable only)]**
 - b. The facility-wide RACM plan shall be modified to include the RACT analysis conducted on the modified source(s). **[45CSR13, R13-2617, 4.1.2.4.b]**
 - c. The MTE and associated emission reductions of the modified source shall be recalculated as part of the site-wide aggregate hourly and annual emissions reduction requirements to demonstrate compliance with the minimum 90% reduction rate as set forth in 3.1.10.1 of this permit. **[45CSR13, R13-2617, 4.1.2.4.c]**
- 3.1.10.5. In the event the facility-wide RACM plan is modified to delete an existing emission source, and any associated pollution control equipment, due to the source being permanently removed from service or reassigned to service not subject to the requirements of 45CSR§21-40, the MTE shall be recalculated to demonstrate that the 90% facility-wide VOC reduction requirement set forth in Section 3.1.10.1 is still being met. In the event such a modification results in the site-wide aggregate hourly and annual emissions reduction being recalculated to a rate less than 90%, the RACM plan shall be revised to include all new and/or modified sources and their associated control technologies constructed on or after May 1, 1996, in order to meet the requirements set forth in 3.1.10.1. **[45CSR13, R13-2617, 4.1.2.5]**
- 3.1.10.6. In the event a source and associated emission point identified in Attachment A of R13-2617 is subject to the New Source Performance Standards (NSPS) of 40 C.F.R. 60, the National Emission Standards for Hazardous Air Pollutants (NESHAP) of 40 C.F.R. 61, or the Maximum Achievable Control Technology (MACT) standards of 40 C.F.R. 63, then compliance with such requirements as defined in the affected 45CSR13 permit shall demonstrate compliance with the RACT requirements set forth in R13-2617. **[45CSR13, R13-2617, 4.1.2.6]**

Note: For the Specialty Compounding Division, the affected permit is R13-1533 and the R13-2617 Attachment A listing for only those sources in the Specialty Compounding Division is provided in APPENDIX B.

- 3.1.11. The permitted sources identified in Attachment A of R13-2617 and recognized as being subject to 45CSR27 shall comply with all applicable requirements of 45CSR27 – “To Prevent and Control the Emissions of Toxic Air Pollutants” provided, however, that compliance with any more stringent requirements under the affected 45CSR13 permit identified in Attachment A of R13-2617 are also demonstrated. The applicable

requirements set forth by 45CSR27 shall include, but not be limited to, the following: **[45CSR13, R13-2617, 4.1.3]**

3.1.11.1. The permittee shall employ the best available technology (BAT) for the purpose of reducing toxic air pollutants (TAP) associated with the applicable sources and emission points identified in Attachment A of R13-2617. **[45CSR13, R13-2617, 4.1.3.1; 45CSR§27-3.1 (State-Enforceable only)]**

3.1.11.2. The permittee shall employ BAT for the purpose of preventing and controlling fugitive emissions of TAP to the atmosphere as a result of routing leakage from those sources and their associated equipment identified in Attachment A of R13-2617 as operating in TAP service. **[45CSR13, R13-2617, 4.1.3.2; 45CSR§27-4.1 (State-Enforceable only)]**

Note: For the Specialty Compounding Division, the affected permit is R13-1533 and the R13-2617 Attachment A listing for only those sources in the Specialty Compounding Division is provided in APPENDIX B.

3.1.12. In the event a source and associated emission point identified in Attachment A of R13-2617 are subject to the MACT standards of 40 C.F.R. 63, then compliance with the applicable MACT requirements identified in the affected 45CSR13 permit shall demonstrate compliance with the BAT requirements set forth in 3.1.11.

Note: For the Specialty Compounding Division, the affected permit is R13-1533 and the R13-2617 Attachment A listing for only those sources in the Specialty Compounding Division is provided in APPENDIX B.

[45CSR13, R13-2617, 4.1.4; 45CSR§27-3.1 (State-Enforceable only)]

3.2. Monitoring Requirements

3.2.1. The permittee shall implement and maintain leak detection and repair (LDAR) programs for the reduction of fugitive VOC emissions in all manufacturing process units subject to 45CSR§21-40 producing a product or products intermediate or final, in excess of 1,000 megagrams (1,100 tons) per year in accordance with the applicable methods and criteria of 45CSR§21-37 or alternate procedures approved by the Director. Procedures approved by the Director, 40 C.F.R. 60, Subpart VV, 40 C.F.R. 61, Subpart V, 40 C.F.R. 63, Subpart H, 40 C.F.R. 63, Subpart TT, 40 C.F.R. 63, Subpart UU, 40 C.F.R. 65, Subpart F, and 40 C.F.R. 265, Subpart CC. This requirement shall apply to all units identified in Attachment A of R13-2617 irrespective of whether or not such units produce as intermediates or final products, substances on the lists contained with 40 C.F.R. 60, 40 C.F.R. 61, or 40 C.F.R. 63.

Note: The R13-2617 Attachment A listing for only those sources in the Specialty Compounding Division is provided in APPENDIX B.

[45CSR13, R13-2617, 4.2.1; 45CSR§21-40.3.a.2 (State-Enforceable only)]

3.2.2. The permittee shall implement and maintain a LDAR program for the applicable sources and emission points identified in Attachment A of R13-2617 in order to reduce the emissions of TAP in accordance with the requirements of 40 C.F.R. 63, Subpart H – “National Emission Standards for Organic Hazardous Air Pollutants for Equipment Leaks.” Compliance with 40 C.F.R. 63, Subpart H shall be considered

demonstration of compliance with the provisions of 45CSR§27-4 – “Fugitive Emissions of Toxic Air Pollutants.”

Note: The R13-2617 Attachment A listing for only those sources in the Specialty Compounding Division is provided in APPENDIX B.

[45CSR13, R13-2617, 4.2.2; 45CSR§27-4.1 (State-Enforceable only)]

- 3.2.3. In the event a source and associated emission point identified in Attachment A of R13-2617 are subject to the MACT standards of 40 C.F.R. 63, then compliance with any applicable LDAR program set forth by the MACT and identified in the affected 45CSR13 permit shall demonstrate compliance with the monitoring requirements set forth in this permit.

Note: For the Specialty Compounding Division, the affected permit is R13-1533 and the R13-2617 Attachment A listing for only those sources in the Specialty Compounding Division is provided in APPENDIX B.

[45CSR13, R13-2617, 4.2.3; 45CSR§21-37.1.c (State-Enforceable only); 45CSR§27-4.1 (State-Enforceable only)]

3.3. Testing Requirements

- 3.3.1. **Stack testing.** As per provisions set forth in this permit or as otherwise required by the Secretary, in accordance with the West Virginia Code, underlying regulations, permits and orders, the permittee shall conduct test(s) to determine compliance with the emission limitations set forth in this permit and/or established or set forth in underlying documents. The Secretary, or his duly authorized representative, may at his option witness or conduct such test(s). Should the Secretary exercise his option to conduct such test(s), the operator shall provide all necessary sampling connections and sampling ports to be located in such manner as the Secretary may require, power for test equipment and the required safety equipment, such as scaffolding, railings and ladders, to comply with generally accepted good safety practices. Such tests shall be conducted in accordance with the methods and procedures set forth in this permit or as otherwise approved or specified by the Secretary in accordance with the following:
- a. The Secretary may on a source-specific basis approve or specify additional testing or alternative testing to the test methods specified in the permit for demonstrating compliance with 40 C.F.R. Parts 60, 61, and 63, if applicable, in accordance with the Secretary’s delegated authority and any established equivalency determination methods which are applicable.
 - b. The Secretary may on a source-specific basis approve or specify additional testing or alternative testing to the test methods specified in the permit for demonstrating compliance with applicable requirements which do not involve federal delegation. In specifying or approving such alternative testing to the test methods, the Secretary, to the extent possible, shall utilize the same equivalency criteria as would be used in approving such changes under Section 3.3.1.a. of this permit.
 - c. All periodic tests to determine mass emission limits from or air pollutant concentrations in discharge stacks and such other tests as specified in this permit shall be conducted in accordance with an approved test protocol. Unless previously approved, such protocols shall be submitted to the Secretary in writing at least thirty (30) days prior to any testing and shall contain the information set forth by the Secretary. In addition, the permittee shall notify the Secretary at least fifteen (15) days prior to any testing so the Secretary may have the opportunity to observe such tests. This notification shall include the actual date

and time during which the test will be conducted and, if appropriate, verification that the tests will fully conform to a referenced protocol previously approved by the Secretary.

- d. The permittee shall submit a report of the results of the stack test within 60 days of completion of the test. The test report shall provide the information necessary to document the objectives of the test and to determine whether proper procedures were used to accomplish these objectives. The report shall include the following: the certification described in paragraph 3.5.1; a statement of compliance status, also signed by a responsible official; and, a summary of conditions which form the basis for the compliance status evaluation. The summary of conditions shall include the following:
 1. The permit or rule evaluated, with the citation number and language.
 2. The result of the test for each permit or rule condition.
 3. A statement of compliance or non-compliance with each permit or rule condition.

[WV Code §§ 22-5-4(a)(14-15) and 45CSR13]

- 3.3.2. Manufacturing process units may be exempted upon written request of the permittee to the Director. Exempted units are exempted from the frequency of testing as described in 45CSR§21-37, however, LDAR testing of this unit or certification of emission using approved fugitive emission factors will be required every three years, or upon request by the Director or his duly authorized representative. Waiver or scheduling of LDAR testing every three years may be granted by the Director if written request and justification are submitted by the permittee. Units exempted from testing are not exempted from testing which may be required under any other applicable State or Federal regulations, orders, or permits. The Director may periodically require verifications by the permittee that maintenance and repair procedures associated with approved exemptions are continued and practiced. **[45CSR13, R13-2617, 4.3.1; 45CSR§21-40.3.a.2 (State-Enforceable only)]**
- 3.3.3. In the event a source and associated emission point identified in Attachment A of R13-2617 are subject to the MACT standards of 40 C.F.R. 63, then compliance with the applicable LDAR testing requirements set forth by the MACT and identified in the affected 45CSR13 permit shall demonstrate compliance with the LDAR testing requirements set forth in this permit.

Note: For the Specialty Compounding Division, the affected permit is R13-1533 and the R13-2617 Attachment A listing for only those sources in the Specialty Compounding Division is provided in APPENDIX B.

[45CSR13, R13-2617, 4.3.2; 45CSR§21-37.1.c (State-Enforceable only); 45CSR§27-4.1 (State-Enforceable only)]

3.4. Recordkeeping Requirements

- 3.4.1. **Monitoring information.** The permittee shall keep records of monitoring information that include the following:
 - a. The date, place as defined in this permit and time of sampling or measurements;
 - b. The date(s) analyses were performed;

- c. The company or entity that performed the analyses;
- d. The analytical techniques or methods used;
- e. The results of the analyses; and
- f. The operating conditions existing at the time of sampling or measurement.

[45CSR§30-5.1.c.2.A; 45CSR13, R13-1533, 4.4.1 and R13-2617, 4.4.1]

- 3.4.2. **Retention of records.** The permittee shall retain records of all required monitoring data and support information for a period of at least five (5) years from the date of monitoring sample, measurement, report, application, or record creation date. Support information includes all calibration and maintenance records and all original strip-chart recordings for continuous monitoring instrumentation, and copies of all reports required by the permit. Where appropriate, records may be maintained in computerized form in lieu of the above records.

[45CSR§30-5.1.c.2.B., 45CSR13, R13-1533, 3.4.1]

- 3.4.3. **Odors.** For the purposes of 45CSR4, the permittee shall maintain a record of all odor complaints received, any investigation performed in response to such a complaint, and any responsive action(s) taken.

[45CSR§30-5.1.c. State-Enforceable only.]

- 3.4.4. Unless granted a variance pursuant to 45CSR§21-9.3, or as approved by the Director as part of a required Start-up, Shutdown, and Malfunction (SSM) Plan mandated under 40 C.F.R. §63.6(e) or another applicable Section of 40 C.F.R. 63, the owner or operator of the facility shall operate all emission control equipment listed in Attachment A of R13-2617 as part of the facility-wide control efficiency plan at all times the facilities are in operation or VOC emissions are occurring from these sources or activities. In the event of a malfunction, and a variance has not been granted, the production unit shall be shutdown or the activity discontinued as expeditiously as possible. The permittee shall comply with 45CSR§21-9.3 with respect to all periods of non-compliance with the emission limitations set forth in the affected 45CSR13 permits and the emissions reduction requests set forth in the facility-wide control efficiency plan resulting from unavoidable malfunctions of equipment.

Note: For the Specialty Compounding Division, the affected permit is R13-1533 and the R13-2617 Attachment A listing for only those sources in the Specialty Compounding Division is provided in APPENDIX B.

[45CSR13, R13-2617, 4.4.4]

- 3.4.5. The permittee shall maintain records of the results of all monitoring and inspections, emission control measures applied, and the nature, timing, and results of repair efforts conducted in accordance to 45CSR§27-10 and set forth in the affected 45CSR13 permits as identified in Attachment A of R13-2617.

Note: For the Specialty Compounding Division, the affected permit is R13-1533 and the R13-2617 Attachment A listing for only those sources in the Specialty Compounding Division is provided in APPENDIX B.

[45CSR13, R13-2617, 4.4.5]

3.4.6. **Record of Maintenance of Air Pollution Control Equipment.** For all pollution control equipment listed in Section 1.0, the permittee shall maintain accurate records of all required pollution control equipment inspection and/or preventative maintenance procedures.

[45CSR13, R13-2617, 4.4.2]

3.4.7. **Records of Malfunctions of Air Pollution Control Equipment.** For all air emissions control devices listed in Section 1.0, the permittee shall keep accurate records of the occurrence and duration of malfunctions and other operational shutdowns of the air pollution control equipment which result in excess emissions.

For each such case, the following information must be recorded:

- a. The equipment involved.
- b. Steps taken to minimize emissions during the malfunction.
- c. The duration of the malfunction.
- d. The estimated increase in emissions during the malfunction.

For each such case associated with an equipment malfunction, the additional information shall also be recorded:

- e. The cause of the malfunction
- f. Steps taken to correct the malfunction.
- g. Any changes or modification to equipment or procedures that would help prevent future recurrences of the malfunction.

These records may be maintained electronically or in hard copy form, and shall be made available for review upon request of the Director or his duly authorized representative. **[45CSR13, R13-2617, 4.4.3]**

3.4.8. Your site remediation activities are not subject to the requirements of 40 C.F.R. 63, Subpart GGGGG, except for the recordkeeping requirements in this paragraph, provided that you meet the requirements specified in paragraphs (c)(1) through (c)(3) of this section.

3.4.8.1. You determine that the total quantity of the HAP listed in Table 1 of 40 C.F.R. 63, Subpart GGGGG that is contained in the remediation material excavated, extracted, pumped, or otherwise removed during all of the site remediations conducted at your facility is less than 1 mega gram (Mg) annual. This exemption applies the 1 Mg limit on a facility-wide, annual basis, and there is no restriction to the number of site remediations that can be conducted during this period.

3.4.8.2. You must prepare and maintain at your facility written documentation to support your determination that the total HAP quantity in your remediation materials for the year is less than 1 Mg. The documentation must include a description of your methodology and data used for determining the total HAP content of the remediation material.

3.4.8.3. Your Title V permit does not have to be reopened or revised solely to include the recordkeeping requirement specified in 3.4.8.2. However, the requirement must be included in your permit the next time the permit is renewed, reopened, or revised for another reason.

[45CSR34; 40 C.F.R. §63.7881(c)]

3.5. Reporting Requirements

- 3.5.1. **Responsible official.** Any application form, report, or compliance certification required by this permit to be submitted to the DAQ and/or USEPA shall contain a certification by the responsible official that states that, based on information and belief formed after reasonable inquiry, the statements and information in the document are true, accurate and complete.
[45CSR§§30-4.4. and 5.1.c.3.D.]
- 3.5.2. A permittee may request confidential treatment for the submission of reporting required under 45CSR§30-5.1.c.3. pursuant to the limitations and procedures of W.Va. Code § 22-5-10 and 45CSR31.
[45CSR§30-5.1.c.3.E.]
- 3.5.3. Except for the electronic submittal of the annual compliance certification and semi-annual monitoring reports to the DAQ and USEPA as required in 3.5.5 and 3.5.6 below, all notices, requests, demands, submissions and other communications required or permitted to be made to the Secretary of DEP and/or USEPA shall be made in writing and shall be deemed to have been duly given when delivered by hand, or mailed first class or by private carrier with postage prepaid to the address(es), or submitted in electronic format by e-mail as set forth below or to such other person or address as the Secretary of the Department of Environmental Protection may designate:

DAQ:

Director
WVDEP
Division of Air Quality
601 57th Street SE
Charleston, WV 25304

US EPA:

Section Chief
U. S. Environmental Protection Agency
Region III
Enforcement and Compliance Assurance
Division Air Section (3ED21)
1650 Arch Street
Philadelphia, PA 19103-2029

DAQ Compliance and Enforcement¹:

DEPAirQualityReports@wv.gov

¹For all self-monitoring reports (MACT, GACT, NSPS, etc.), stack tests and protocols, Notice of Compliance Status reports, Initial Notifications, etc.

- 3.5.4. **Certified emissions statement.** The permittee shall submit a certified emissions statement and pay fees on an annual basis in accordance with the submittal requirements of the Division of Air Quality.
[45CSR§30-8.]
- 3.5.5. **Compliance certification.** The permittee shall certify compliance with the conditions of this permit on the forms provided by the DAQ. In addition to the annual compliance certification, the permittee may be required to submit certifications more frequently under an applicable requirement of this permit. The annual certification shall be submitted to the DAQ and USEPA on or before March 15 of each year, and shall certify compliance for the period ending December 31. The permittee shall maintain a copy of the certification on

site for five (5) years from submittal of the certification. The annual certification shall be submitted in electronic format by e-mail to the following addresses:

DAQ:
DEPAirQualityReports@wv.gov

US EPA:
R3_APD_Permits@epa.gov

[45CSR§30-5.3.e.]

- 3.5.6. **Semi-annual monitoring reports.** The permittee shall submit reports of any required monitoring on or before September 15 for the reporting period January 1 to June 30 and on or before March 15 for the reporting period July 1 to December 31. All instances of deviation from permit requirements must be clearly identified in such reports. All required reports must be certified by a responsible official consistent with 45CSR§30-4.4. The semi-annual monitoring reports shall be submitted in electronic format by e-mail to the following address:

DAQ:
DEPAirQualityReports@wv.gov

[45CSR§30-5.1.c.3.A.]

- 3.5.7. **Emergencies.** For reporting emergency situations, refer to Section 2.17 of this permit.

3.5.8. **Deviations.**

- a. In addition to monitoring reports required by this permit, the permittee shall promptly submit supplemental reports and notices in accordance with the following:
1. Any deviation resulting from an emergency or upset condition, as defined in 45CSR§30-5.7., shall be reported by telephone or telefax within one (1) working day of the date on which the permittee becomes aware of the deviation, if the permittee desires to assert the affirmative defense in accordance with 45CSR§30-5.7. A written report of such deviation, which shall include the probable cause of such deviations, and any corrective actions or preventative measures taken, shall be submitted and certified by a responsible official within ten (10) days of the deviation.
 2. Any deviation that poses an imminent and substantial danger to public health, safety, or the environment shall be reported to the Secretary immediately by telephone or telefax. A written report of such deviation, which shall include the probable cause of such deviation, and any corrective actions or preventative measures taken, shall be submitted by the responsible official within ten (10) days of the deviation.
 3. Deviations for which more frequent reporting is required under this permit shall be reported on the more frequent basis.
 4. All reports of deviations shall identify the probable cause of the deviation and any corrective actions or preventative measures taken.

[45CSR§30-5.1.c.3.C.]

- b. The permittee shall, in the reporting of deviations from permit requirements, including those attributable to upset conditions as defined in this permit, report the probable cause of such deviations and any corrective actions or preventive measures taken in accordance with any rules of the Secretary.

[45CSR§30-5.1.c.3.B.]

- 3.5.9. **New applicable requirements.** If any applicable requirement is promulgated during the term of this permit, the permittee will meet such requirements on a timely basis, or in accordance with a more detailed schedule if required by the applicable requirement.

[45CSR§30-4.3.h.1.B.]

- 3.5.10. The permittee shall submit to the DAQ a plan for complete, facility-wide implementation of RACT requirements within one hundred eighty (180) days of notification by the Director that a violation of the National Ambient Air Quality Standards (NAAQS) for ozone (that were in effect on or before May 1, 1996) has occurred. Such plan shall include those sources listed in Attachment A of R13-2617 as part of the site-wide control efficiency requirement and may contain an update of existing RACT analyses. Full implementation of such plan shall be completed within two (2) years of approval of the RACT plan by the Director.

Note: The R13-2617 Attachment A listing for only those sources in the Specialty Compounding Division is provided in APPENDIX B.

[45CSR13, R13-2617, 4.5.1; 45CSR§21-40.4.c.1. State-Enforceable Only]

3.6. Compliance Plan

- 3.6.1. None.

3.7. Permit Shield

- 3.7.1. The permittee is hereby granted a permit shield in accordance with 45CSR§30-5.6. The permit shield applies provided the permittee operates in accordance with the information contained within this permit.

- 3.7.2. The following requirements specifically identified are not applicable to the source based on the determinations set forth below. The permit shield shall apply to the following requirements provided the conditions of the determinations are met.

- a. 40 C.F.R. 60, Subpart K - “Standards of Performance for Storage Vessels for Petroleum Liquids for Which Construction, Reconstruction, or Modification Commenced After June 11, 1973, and Prior to May 19, 1978.” There are no petroleum liquid storage tanks in the Specialty Compounding Division.
- b. 40 C.F.R. 60, Subpart Ka - “Standards of Performance for Storage Vessels for Petroleum Liquids for Which Construction, Reconstruction, or Modification Commenced After May 18, 1978, and Prior to July 23, 1984.” There are no petroleum liquid storage tanks in the Specialty Compounding Division.
- c. 40 C.F.R. 60, Subpart Kb - “Standards of Performance for Volatile Organic Liquid Storage Vessels (Including Petroleum Liquid Storage Vessels) for Which Construction, Reconstruction, or Modification

Commenced After July 23, 1984.” There are no volatile organic liquid storage tanks in the Specialty Compounding Division.

- d. 40 C.F.R. 60, Subpart VV - “Standards of Performance for Equipment Leaks of VOC in the Synthetic Organic Chemical Manufacturing Industry.” The Specialty Compounding Division does not produce as intermediates or final products any of the materials listed in 40 C.F.R. §60.489.
- e. 40 C.F.R. 60, Subpart VVa - “Standards of Performance for Equipment Leaks of VOC in the Synthetic Organic Chemical Manufacturing Industry.” SCD does not produce as intermediates or final products any of the materials listed in 40 C.F.R. §60.489a.
- d.f. 40 C.F.R. 60, Subpart DDD - “Standards of Performance for Volatile Organic Compound (VOC) Emissions from the Polymer Manufacturing Industry.” The Specialty Compounding Division does not manufacture polypropylene, polyethylene, polystyrene, or poly(ethylene terephthalate) for which this rule applies.
- e.g. 40 C.F.R. 60, Subpart RRR - “Standards of Performance for Volatile Organic Compound (VOC) Emissions from Synthetic Organic Chemical Manufacturing Industry (SOCMI) Reactor Processes.” The Specialty Compounding Division does not produce any of the chemicals listed in §60.707 as a product, co-product, by-product, or intermediate.
- f.h. 40 C.F.R. 61, Subpart V - “National Emission Standards for Equipment Leaks (Fugitive Emissions Sources).” Applies to sources in VHAP service as defined in 40 C.F.R. §61.241. VHAP service involves chemicals that are not used in a manner that qualifies them under the rule in the Specialty Compounding Division.
- g.i. 40 C.F.R. 63, Subpart F – “National Emission Standards for Organic Hazardous Air Pollutants From the Synthetic Organic Chemical Manufacturing Industry.” 40 C.F.R. 63 Subparts F, G, and H do not apply to manufacturing process units that do not meet the criteria in 40 C.F.R. §§63.100(b)(1), (b)(2), and (b)(3).
- h.j. 40 C.F.R. 63, Subpart G – “National Emission Standards for Organic Hazardous Air Pollutants From the Synthetic Organic Chemical Manufacturing Industry for Process Vents, Storage Vessels, Transfer Operations, and Wastewater.” 40 C.F.R. 63 Subparts F, G, and H do not apply to manufacturing process units that do not meet the criteria in 40 C.F.R. §§63.100(b)(1), (b)(2), and (b)(3).
- i.k. 40 C.F.R. 63, Subpart H - “National Emission Standards for Organic Hazardous Air Pollutants for Equipment Leaks.” 40 C.F.R. 63 Subparts F, G, and H do not apply to manufacturing process units that do not meet the criteria in 40 C.F.R. §§63.100(b)(1), (b)(2), and (b)(3).
- j.l. 40 C.F.R. 63, Subpart DD – “National Emission Standards for Hazardous Air Pollutants From Off-Site Waste and Recovery Operations.” The Specialty Compounding Division does not receive off-site materials as specified in paragraph 40 C.F.R. §63.680(b) and the operations are not one of the waste management operations or recovery operations as specified in 40 C.F.R. §§63.680(a)(2)(i) through (a)(2)(vi).
- k.m. 40 C.F.R. 63, Subpart YY – “National Emission Standards for Hazardous Air Pollutant for Source Categories: Generic Maximum Achievable Control Technology Standards.” The Specialty Compounding Division is not one of the source categories and affected sources specified in 40 C.F.R. §§63.1103(a) through (h).

- ~~l.n.~~ 40 C.F.R. 63, Subpart JJJ - “National Emission Standards for Hazardous Air Pollutant Emissions: Group IV Polymers and Resins.” The Specialty Compounding Division does not produce the materials listed in 40 C.F.R. §63.1310.
- ~~m.o.~~ 40 C.F.R. 63, Subpart EEEE – “National Emission Standards for Hazardous Air Pollutants: Organic Liquid Distribution (Non-Gasoline).” The Specialty Compounding Division does not operate an organic liquids distribution (OLD) operation or does not handle material organic liquids as defined in §63.2406.
- ~~n.p.~~ 40 C.F.R. 63, Subpart PPPP – “National Emission Standards for Hazardous Air Pollutants: Surface Coating of Plastic Parts and Products.” The Specialty Compounding Division does not produce an intermediate or final product that meets the definition of a “surface coated” plastic part.
- ~~o.q.~~ 40 C.F.R. 63, Subpart WWWW - “National Emission Standards for Hazardous Air Pollutants: Reinforced Plastic Composites Production.” The Specialty Compounding Division does not engage in reinforced plastics composites production as defined in 40 C.F.R. §63.5785 and does not manufacture composite material as defined in 40 C.F.R. §63.5935.
- ~~p.r.~~ 40 C.F.R. 63, Subpart ZZZZ – “National Emission Standards for Hazardous Air Pollutants: Reciprocating Internal Combustion Engines.” The Specialty Compounding Division does not have a stationary Reciprocating Internal Combustion Engine (RICE) as defined by 40 C.F.R. §63.6675.
- ~~q.s.~~ 40 C.F.R. 63, Subpart GGGGG – “National Emission Standards for Hazardous Air Pollutants: Site Remediation.” The Specialty Compounding Division does not conduct site remediation as defined by 40 C.F.R. §63.7957 that meets all three of the conditions specified in 40 C.F.R. §§63.7881(a)(1) through (a)(3).
- ~~r.t.~~ 40 C.F.R. 63, Subpart HHHHH – “National Emission Standards for Hazardous Air Pollutants: Miscellaneous Coating Manufacturing.” The Specialty Compounding Division does not produce, blend, or manufacture coatings as part of the manufacturing process.
- ~~s.u.~~ 40 C.F.R. 63, Subpart NNNNN – “National Emission Standards for Hazardous Air Pollutants: Hydrochloric Acid Production.” The Specialty Compounding Division is not an HCl production facility as defined by 40 C.F.R. §63.9075.
- ~~t.v.~~ 40 C.F.R. 82, Subpart B - “Protection of Stratospheric Ozone.” Requires recycling of Chlorofluorocarbons (CFCs) from motor vehicles and that technicians servicing equipment need to be licensed. The Specialty Compounding Division does not conduct motor vehicle maintenance involving CFCs on site.
- ~~u.w.~~ 40 C.F.R. 82, Subpart C – “Protection of Stratospheric Ozone.” Bans non-essential products containing Class I substances and bans non-essential products containing or manufactured with Class II substances. The Specialty Compounding Division does not use, manufacture, nor distribute these materials.
- ~~v.x.~~ 45CSR10 – “To Prevent and Control Air Pollution from the Emission of Sulfur Oxides.” The Specialty Compounding Division does not contain any fuel burning units subject to the sulfur dioxide weight emission standards of 45CSR§10-3. Also, per 45CSR§10-4.1.e, manufacturing process source operations in the Specialty Compounding Division are exempt from the sulfur dioxide concentration limits of 45CSR§10-4.1 because the potential to emit of sulfur dioxide is less than 500 pounds per year.

- ~~w-y~~. 45CSR16 – “Standards of Performance for New Stationary Sources Pursuant to 40 C.F.R. 60.” The Specialty Compounding Division is not subject to any requirements under 40 C.F.R. 60.
- ~~x-z~~. 45CSR17 – “To Prevent and Control Particulate Matter Air Pollution from Materials Handling, Preparation, Storage and Other Sources of Fugitive Particulate Matter.” Per 45CSR§17-6.1, the Specialty Compounding Division is not subject to 45CSR17 because it is subject to the fugitive particulate matter emission requirements of 45CSR7.
- ~~y-aa~~. 45CSR§21-40 – “Other Facilities that Emit Volatile Organic Compound (VOC).” None of the emission sources in Specialty Compounding Division have maximum theoretical emissions of 6 pounds per hour or more and are not subject to the requirements of this section.
- ~~bb~~. 45CSR§21-37 – “Leaks from Synthetic Organic Chemical, Polymer, and Resin Manufacturing Equipment.” EPC-East is not defined as “Process Unit” under this section of Rule 21. Process Unit is defined as “components assembled to produce, as intermediate or final products, one or more of the chemicals listed in 40 CFR 60.489.
- ~~z-cc~~. 45CSR§27-4.1 – “To Prevent and Control the Emissions of Toxic Air Pollutants: Fugitive Emissions of Toxic Air Pollutants.” The equipment in the Specialty Compounding Division is not in “toxic air pollutant service” as defined by 45CSR§27-2.11 is not subject to the requirements of 45CSR§27-4.1.
- ~~aa-dd~~. 40 C.F.R. Part 64 – *Compliance Assurance Monitoring*. None of the emission units listed in the renewal application (and any revised application pages) have pre-control device emissions of a regulated air pollutant greater than the major source threshold for that pollutant; therefore, none of the emission units meet applicability criterion of 40 C.F.R. §64.2(a)(3). Thus CAM is not applicable to any emission unit listed in the SCD renewal application.

4.0 R13-1533 and 45CSR7 Requirements

4.1. Limitations and Standards

4.1.1. The permittee shall not exceed the following maximum hourly and annual emission limits for PM, PM₁₀, VOC, CO, and indicated HAPs.

Table 4.1.1 – PM, PM₁₀, VOC, CO, and HAP Emission Limits

Emission Point ID Number	Control Device ID Number	Emission Source Name and ID No.	Pollutant	Maximum Emissions	
				Lb/hr	(tpy)
S293-E-01A	S293-C-01A	Bulk Storage Silo S293-S-01A	PM	0.07	0.04
S293-E-01B	S293-C-01B	Bulk Storage Silo S293-S-01B	PM	0.07	0.04
S293-E-01C	S293-C-01C	Bulk Storage Silo S293-S-01C	PM	0.07	0.04
S293-E-01D	S293-C-01D	Bulk Storage Silo S293-S-01D	PM	0.07	0.04
S293-E-01E	S293-C-01E	Bulk Storage Silo S293-S-01E	PM	0.07	0.04
S293-E-01F	S293-C-01F	Bulk Storage Silo S293-S-01F	PM	0.01	0.01
			VOC	0.02	0.07
			Formaldehyde	0.01	0.01
S293-E-02A S293-E-02B S293-E-02C S293-E-02D	None	Vacuum System Exhaust (Each) S293-S-02A S293-S-02B S293-S-02C S293-S-02D	PM ₁₀	0.01	0.05
			VOC	0.08	0.32
			CO	0.03	0.11
			Formaldehyde	0.08	0.32
			Benzene	0.01	0.01
			Total HAPs ¹	0.10	0.43
S293-E-ANA S293-E-ANB S293-E-ANC S293-E-AND	None	Virtual emission point to combine the acrylonitrile emissions from sources S293-S-02(x) Dies and S293-S-(x) Vacuum Ports	Acrylonitrile	0.02	0.01
S293-E-03A	S293-C-03A	Extrusion Die Exhaust (Each) S293-S-02A	PM	0.08	0.34
			PM ₁₀	0.08	0.34
			VOC	0.07	0.34 0.32
			CO	0.03	0.11
			Formaldehyde	0.01	0.04
			Total HAPs ¹	0.04	0.17

Emission Point ID Number	Control Device ID Number	Emission Source Name and ID No.	Pollutant	Maximum Emissions			
				Lb/hr	(tpy)		
S293-E-03C	S293-C-03C	Extrusion Die Exhaust S293-S-02C	PM	0.08	0.34		
			PM ₁₀	0.08	0.34		
			VOC	0.08	0.32		
			CO	0.03	0.11		
			Formaldehyde	0.01	0.04		
			Total HAPs ¹	0.04	0.17		
S293-E-03B S293-E-03D	S293-C-03B S293-C-03D	Extrusion Die Exhaust (Each) S293-S-02B S293-S-02D	PM	0.08	0.34		
			PM ₁₀	0.08	0.34		
			VOC	0.08	0.32		
			CO	0.03	0.11		
			Formaldehyde	0.01	0.04		
			Total HAPs ¹	0.04	0.17		
S293-E-04A S293-E-04B S293-E-04C S293-E-04D	S293-C-04A S293-C-04B S293-C-04C S293-C-04D	Cooler/Screeners (Each) S293-S-03A S293-S-03B S293-S-03C S293-S-03D	PM	0.54	2.34		
			PM ₁₀	0.03	0.12		
			PM _{2.5}	0.02	0.06		
			Formaldehyde	0.09	0.37		
	S293-E-05A S293-E-05B S293-E-05C S293-E-05D	None	Receiver Bins S293-S-14A S293-S-14B S293-S-14C S293-S-14D	PM	0.02	0.05	
				Formaldehyde	0.01	0.02	
S293-E-06A S293-E-06B S293-E-06C S293-E-06D	None	Pelletizer Exhaust S293-S-10A S293-S-10B S293-S-10C S293-S-10D	PM	0.02	0.05		
			Formaldehyde	0.01	0.02		
			Acetaldehyde	0.01	0.01		
			Carbon Monoxide	0.01	0.01		
		S293-E-06A S293-E-06B S293-E-06C S293-E-06D	None	Plop Buggy	Formaldehyde	0.02	0.04
					PM ₁₀	0.18	0.03
			Total HAPs ¹	0.19	0.06		

Emission Point ID Number	Control Device ID Number	Emission Source Name and ID No.	Pollutant	Maximum Emissions	
				Lb/hr	(tpy)
		S293-S-07A	PM	0.18	0.03
		S293-S-07B			
		S293-S-07C	VOC's	0.03	0.04
		S293-S-07D			
S293-E-049	S293-C-031	Area Dust Hoods	PM	0.03	0.06
		S293-S-038	Total HAPs ¹	0.01	0.01
		S293-S-078			

¹ The emissions of total HAPs identified in Table 4.1.1 of this permit may consist of any one, or a combination of the following pollutants: Formaldehyde (50-00-0), Acetaldehyde (75-07-0), Phenol (108-95-2), Benzene (71-43-2), Antimony Compounds, Acrolein (107-02-8), Acrylonitrile (107-13-1), and Aniline (62-53-3). Compliance with the above hourly particulate matter emission limits for S293-E-01A, S293-E-01B, S293-E-01C, S293-E-01D, S293-E-01E, S293-E-01F, S293-E-02A, S293-E-02B, S293-E-02C, S293-E-02D, S293-E-03A, S293-E-03B, S293-E-03C, S293-E-03D, S293-E-04A, S293-E-04B, S293-E-04C, S293-E-04D, S293-E-05A, S293-E-05B, S293-E-05C, S293-E-05D, S293-E-06A, S293-E-06B, S293-E-06C, S293-E-06D, and S293-E-049 shall demonstrate compliance with the less stringent 45CSR§7-4.1 hourly particulate emission limits.

[45CSR13, R13-1533, 4.1.1; 45CSR§7-4.1]

4.1.2. Emissions, prior to the release to the atmosphere, from emission sources S293-S-01A, S293-S-01B, S293-S-01C, S293-S-01D, S293-S-01E, and S293-E-01F shall be routed through control devices S293-C-01A, S293-C-01B, S293-C-01C, S293-C-01D, S293-C-01E, and S293-C-01F respectively at all times the respective source(s) are in operation.

[45CSR13, R13-1533, 4.1.2]

4.1.3. Emissions, prior to the release to the atmosphere, from emission sources S293-S-03A, S293-S-03B, S293-S-03C, S293-S-03D, S293-S-14A, S293-S-14B, S293-S-14C, and S293-S-14D shall be routed through control devices S293-C-04A, S293-C-04B, S293-C-04C, and S293-C-04D respectively at all times the respective source(s) are in operation.

[45CSR13, R13-1533, 4.1.3]

4.1.4. Emissions, prior to the release to the atmosphere, from emission sources S293-S-02A (die), S293-S-02B (die), S293-S-02C (die), S293-S-02D (die) shall be routed through control devices S293-C-03A, S293-C-03B, S293-C-03C, and S293-C-03D respectively at all times the respective source(s) are in operation. Control devices, referenced in 4.1.2, 4.1.3 and 4.1.4 shall be maintained and operated to perform to the specifications addressed in the permit application R13-1533C.

[45CSR13, R13-1533, 4.1.4]

4.1.5. The permittee shall not cause, suffer, allow or permit emissions of smoke and/or particulate matter into the open air from any process source operation which is greater than twenty (20) percent opacity, except as noted in 4.1.6. (S293-E-02A, S293-E-02B, S293-E-02C, S293-E-02D, S293-E-03A, S293-E-03B, S293-E-03C, S293-E-03D, S293-E-04A, S293-E-04B, S293-E-04C, S293-E-04D, S293-E-05A, S293-E-05B, S293-E-05C, S293-E-05D, S293-E-049, S293-E-06A, S293-E-06B, S293-E-06C, S293-E-06D, S293-E-06F, S293-E-050, S293-E-02F, S293-E-03F, S293-E-04F, S293-E-05F, S293-E-042, S293-E-067 and S293-E-068)

[45CSR13, R13-1533, 4.1.5; 45CSR§7-3.1]

4.1.6. The provisions of 4.1.5 shall not apply to smoke and/or particulate matter emitted from any process source operation which is less than forty (40) percent opacity for any period or periods aggregating no more than five (5) minutes in any sixty (60) minute period. (S293-E-02A, S293-E-02B, S293-E-02C, S293-E-02D, S293-E-03A, S293-E-03B, S293-E-03C, S293-E-03D, S293-E-04A, S293-E-04B, S293-E-04C, S293-E-04D, S293-E-05A, S293-E-05B, S293-E-05C, S293-E-05D, S293-E-049, S293-E-06A, S293-E-06B, S293-E-06C, S293-E-06D, S293-E-06F, S293-E-050, S293-E-02F, S293-E-03F, S293-E-04F, S293-E-05F, S293-E-042, S293-

E-067 and S293-E-068) [45CSR13, R13-1533, 4.1.6; 45CSR§7-3.2]

- 4.1.7. The permittee shall not cause, suffer, allow or permit visible emissions from any storage structure(s) associated with any manufacturing process(es) that pursuant to Section 4.1.8 is required to have a full enclosure and be equipped with a particulate matter control device. (*S293-E-01A, S293-E-01B, S293-E-01C, S293-E-01D, S293-E-01E, and S293-E-01F*) [45CSR13, R13-1533, 4.1.7; 45CSR§7-3.7]
- 4.1.8. The permittee shall not cause, suffer, allow or permit any manufacturing process or storage structure generating fugitive particulate matter to operate that is not equipped with a system, which may include, but not be limited to, process equipment design, control equipment design, or operations and maintenance procedures, to minimize the emission of fugitive particulate matter. To minimize means such system shall be installed, maintained and operated to ensure the lowest fugitive particulate emissions reasonably achievable. [45CSR13, R13-1533, 4.1.8; 45CSR§7-5.1]
- 4.1.9. The permittee shall maintain particulate matter control of the plant premises, and plant owned, leased or controlled access roads, by paving, application of asphalt, chemical dust suppressants or other suitable dust control measures. Good operating practices shall be implemented and when necessary particulate matter suppressants shall be applied in relation to stockpiling and general material handling to minimize particulate matter generation and atmospheric entrainment. [45CSR13, R13-1533, 4.1.9; 45CSR§7-5.2]
- 4.1.10. The permitted facility shall comply with all applicable requirements of 45CSR27 – “To Prevent and Control the Emissions of Toxic Air Pollutants.” The facility shall limit total emissions of formaldehyde from each specific emission point in Section 4.1.1 to the maximum hourly and annual limits set in Section 4.1.1. These requirements replace and supercede the formaldehyde limiting requirements pertaining to equipment covered by R13-1533 found in Consent Order CO-R27-92-19. [45CSR13, R13-1533, 4.1.10; 45CSR27]
- 4.1.11. **Operation and Maintenance of Air Pollution Control Equipment.** The permittee shall, to the extent practicable, install, operate, and maintain all pollution control equipment listed in Section 1.0 (except for Control Devices *S293-C-078031*, *S293-C-050*, *S293-C-03F*, *S293-C-04F*) and associated monitoring equipment in manner consistent with safety and good air pollution control practices for minimizing emissions, or comply with any more stringent limits set forth in this permit or as set forth by any State rule, Federal regulation, or alternative control plan approved by the Secretary. [45CSR13, R13-1533, 4.1.11; 45CSR13, R13-2617, 4.1.5; 45CSR§13-5.11]
- 4.1.12. No person shall cause, suffer, allow or permit particulate matter to be vented into the open air from any type source operation or duplicate source operation, or from all air pollution control equipment installed on any type source operation or duplicate source operation in excess of the quantity specified under the appropriate source operation type in Table 45-7A of 45CSR7.

Emission Points	Emission Units	45CSR7 Hourly Particulate Emission Limit pph
S293-E-050	S293-S-075, S293-S-077	20
S293-E-02F	S293-S-02F	3
S293-E-03F	S293-S-02F	6
S293-E-04F	S293-S-03F, S293-S-10F, S293-S-14F	6
S293-E-05F	S293-S-04F	3
S293-E-06F	S293-S-06F, S293-S-07F	6

S293-E-042	S293-S-070	2.4
S293-E-067	S293-S-067	10
S293-E-068	S293-S-068	3

[45CSR§7-4.1]

4.1.13. Due to unavoidable malfunction of equipment, emissions exceeding those set forth in 45CSR7 may be permitted by the Director for periods not to exceed ten (10) days upon specific application to the Director. Such application shall be made within twenty-four (24) hours of the malfunction. In cases of major equipment failure, additional time periods may be granted by the Director provided a corrective program has been submitted by the owner or operator and approved by the Director.

[45CSR§7-9.1]

4.1.14. The Permittee shall meet the following requirements for the operation of wet scrubbers S293-C-03A, S293-C-03B, S293-C-03C, and S293-C-03D based on a sixty minute rolling average while material is being produced:

- a) Minimum pressure drop across the venturi throat of 26 inches water.
- b) Minimum liquor flow rate to the scrubbers of 12 gal/min.

[45CSR13, R13-1533, 4.1.12]

4.2. Monitoring Requirements

4.2.1. For the purpose of determining compliance with the opacity limits set forth in Sections 4.1.5, 4.1.6, and 4.1.7 the permittee shall conduct visual emissions monitoring for all emission points and equipment subject to a visual emissions or opacity limit under 45CSR7, including, the emission points addressed in Section 4.1.1 and S293-E-050, S293-E-02F, S293-E-03F, S293-E-04F, S293-E-05F, S293-E-06F, S293-E-042, S293-E-067 and S293-E-068.

Monitoring shall be conducted at least once per month ~~with a maximum of forty five (45) days between consecutive readings~~. These checks shall be performed during periods of normal operation of emission sources that vent from the referenced emission points for a sufficient time interval to determine if there is a visible emission. If visible emissions are identified during the visible emission check, or at any other time regardless of operations, the permittee shall conduct a visual emission evaluation per 45CSR7A within three (3) days of the first identification of visible emissions. A 45CSR7A evaluation shall not be required if the visible emission condition is corrected within seventy-two (72) hours after the visible emission and the sources are operating at normal conditions.

(S293-E-02A, S293-E-02B, S293-E-02C, S293-E-02D, S293-E-03A, S293-E-03B, S293-E-03C, S293-E-03D, S293-E-04A, S293-E-04B, S293-E-04C, S293-E-04D, S293-E-05A, S293-E-05B, S293-E-05C, S293-E-05D, S293-E-049, S293-E-050, S293-E-02F, S293-E-03F, S293-E-04F, S293-E-05F, S293-E-06F, S293-E-042, S293-E-067 and S293-E-068)

[45CSR13, R13-1533, 4.2.1; 45CSR§30-5.1.c]

4.2.2. The Permittee shall continuously monitor the pressure drop across the venturi throat and liquor flow rates to Scrubbers S293-C-03A, S293-C-03B, S293-C-03C, and S293-C-03D during periods of operation.

[45CSR13, R13-1533, 4.2.2]

4.3. Testing Requirements

- 4.3.1. **Stack testing.** At such reasonable times as the Secretary may designate, the permittee may be required to conduct or have conducted stack tests to determine the particulate matter loading in exhaust gases when the Secretary has the reason to believe that an emission limitation is being violated. For cause, the Secretary may request the permittee to install such stack gas monitoring devices as the Secretary deems necessary to determine continuing compliance. The data from such devices shall be readily available for review on-site or at such other reasonable location that the Secretary may specify. At the request of the Secretary, such data shall be made available for inspection or copying and the Secretary may require periodic submission of excess emission reports. Compliance with this streamlined requirement assures compliance with 45CSR§7-8.1 and 45CSR§13-6.1. [45CSR13, R13-1533, 4.3.1; 45CSR§7-8.1; 45CSR§13-6.1]
- 4.3.2. **Compliance testing.** Any such test to determine compliance with particulate matter limitations set forth in Section 4.1.1 shall be conducted in accordance with Method 5 of 40 C.F.R. 60, Appendix A, Method 201 or 201A of 40 C.F.R. 51, or other such appropriate method approved by the Secretary. All such compliance tests must consist of not less than three (3) test runs; any test run duration shall not be less than sixty (60) minutes and no less than thirty (30) standard cubic feet of exhaust gas must be sampled during each test run. Such tests shall be conducted under such reasonable operating conditions as the Secretary may specify. The Secretary, or a duly authorized representative, may option to witness or conduct such stack tests. Should the Secretary exercise this option to conduct such tests, the registrant shall provide all necessary sampling connections and sampling ports located in a manner as the Secretary may require, power for test equipment and required safety equipment in place such as scaffolding, railings and ladders in order to comply with generally accepted good safety practices. [45CSR13, R13-1533, 4.3.2; 45CSR§7-8.1]
- 4.3.3. Any stack serving any process source operation or air pollution control device on any process source operation shall contain flow straightening devices or a vertical run of sufficient length to establish flow patterns consistent with acceptable stack sampling procedures. [45CSR13, R13-1533, 4.3.3; 45CSR§7-4.12]
- 4.3.4. **Opacity testing.** Any test to determine compliance with the visible emission (opacity) limitations set forth in Sections 4.1.5, 4.1.6, and 4.1.7 shall be conducted by personnel appropriately trained for the task. Personnel performing the visual emissions observation shall be trained and familiar with the limitations and restrictions associated with 40 C.F.R. 60, Appendix A, Method 22. Any person performing an opacity observation for compliance assessment in the event of visible emissions must be a certified visible emission observer in accordance with 45CSR7A – “Compliance Test Procedures for 45CSR7 – *To Prevent and Control Particulate Air Pollution from Manufacturing Process Operations.*” Nothing in this section, however, shall preclude any permittee or the Secretary from using opacity data from a properly installed, calibrated, maintained and operated continuous opacity monitor as evidence to demonstrate compliance or a violation of visible emission requirements. If continuous opacity monitoring data results are submitted when determining compliance with visible emission limitations for a period of time during which 45CSR7A or Method 22 data indicates noncompliance, the 45CSR7A or Method 22 data shall be used to determine compliance with the visible emission limitations. [45CSR13, R13-1533, 4.3.4]
- 4.3.5. **Notification of compliance testing.** For any compliance test to be conducted by the permittee as set forth in Section 4.3, a test protocol shall be submitted to the Secretary at least thirty (30) calendar days prior to the scheduled date of the test. Such compliance test protocol shall be subject to approval by the Secretary. The

permittee shall notify the Secretary at least fifteen (15) days in advance of actual test dates and times during which the test (or tests) will be conducted.

[45CSR13, R13-1533, 4.3.5]

- 4.3.6. **Alternative test methods.** The Secretary may require a different test method or approve an alternative method in light of any technology advancements that may occur and may conduct or require such other tests as may be deemed necessary to evaluate air pollution emissions.

[45CSR13, R13-1533, 4.3.6; 45CSR§7-8.2]

4.4. Recordkeeping Requirements

- 4.4.1. To demonstrate compliance with emission limits in Section 4.1.1, the permittee shall maintain monthly and annual production records in a format similar to that in Appendix A – Attachments B and D. The records may be kept in an electronic format provided a legible copy may be produced upon request by the Director or their authorized representative.

[45CSR13, R13-1533, 4.4.4]

- 4.4.2. To demonstrate compliance with the emission limits of 4.1.1, the permittee shall maintain monthly and annual records of emissions in a format similar to that in Appendix A – Attachments C and D. The records may be kept in an electronic format provided a legible copy may be produced upon request by the Director or their authorized representative.

[45CSR13, R13-1533, 4.4.5]

- 4.4.3. The permittee shall maintain records of all monitoring data required by Section 4.2.1 documenting the date and time of each visible emission check, the emission point or equipment identification number, the name or means of identification of the responsible observer, the results of the check, and, if necessary, all corrective actions taken. Such records shall be equivalent to the example form supplied as Appendix A - Attachment A. Should a visible emission observation be required to be performed per the requirements specified in 45CSR7A, the data records of each observation shall be maintained per the requirements of 45CSR7A. For an emission unit out of service during the normal monthly evaluation, the record of observation may note “out of service” (OOS) or equivalent. Data records equivalent to Appendix A - Attachment A may be kept in electronic format provided a legible copy may be produced upon request by the Director or their authorized representative.

[45CSR13, R13-1533, 4.4.6]

- 4.4.4. **Record of Malfunctions of Air Pollution Control Equipment.** For all air pollution control equipment listed in Section 1.0, the permittee shall maintain records of the occurrence and duration of any malfunction or operational shutdown of the air pollution control equipment during which excess emissions occur. For each such case, the following information shall be recorded:

- a. The equipment involved.
- b. Steps taken to minimize emissions during the event.
- c. The duration of the event.
- d. The estimated increase in emissions during the event.

For each such case associated with an equipment malfunction, the additional information shall also be recorded:

- e. The cause of the malfunction.
- f. Steps taken to correct the malfunction.
- g. Any changes or modifications to equipment or procedures that would help prevent future recurrences of the malfunction.

[45CSR13, R13-1533, 4.4.3]

- 4.4.5. In the event that an applicable MACT (Maximum Available Control Technology) Standard requiring a Startup, Shutdown, and Malfunction (SSM) Plan should be promulgated in the future, the SSM Plan would supersede the provisions of Section 4.4.4. Until that time, or until notice from the permittee in writing to the Director of plans to adopt the SSM Plan, the provisions of Section 4.4.4 will remain in force. **[45CSR13, R13-1533, 4.4.8]**
- 4.4.6. Records required by this permit shall be maintained in accordance with Condition 3.4.2 and shall be made available to the Director of the Division of Air Quality or his duly authorized representative upon request. At a time prior to submittal to the Director, all records shall be certified and signed by a “Responsible Official” utilizing the attached Certification of Data Accuracy statement. If these records are considered to contain confidential business information as identified in the permit application, the records may be submitted according to the procedures set forth in 45CSR31 – “Confidential Information.” **[45CSR13, R13-1533, 4.4.9]**
- 4.4.7. **Record of Maintenance of Air Pollution Control Equipment.** For all pollution control equipment listed in Section 1.0, the permittee shall maintain accurate records of all required pollution control equipment inspection and/or preventative maintenance procedures. **[45CSR13, R13-1533, 4.4.2]**
- 4.4.8. The permittee shall monitor all fugitive particulate emission sources as required by 4.1.8 to ensure that a system to minimize fugitive emissions has been installed or implemented. Records shall be maintained on site stating the types of fugitive particulate capture and/or suppression systems used, the times these systems were inoperable, and the corrective actions taken to repair these systems. **[45CSR§30-5.1.c]**
- 4.4.9. The permittee shall maintain records indicating the use of any dust suppressants or any other suitable dust control measures as required by 4.1.9 applied at the facility. These records shall be maintained on site. **[45CSR§30-5.1.c]**
- 4.4.10. The permittee shall maintain and operate all air emissions control devices, listed in Section 4.1, in accordance with proper operational guidelines to minimize emissions. For the referenced air emissions control devices, the permittee shall keep accurate records of calibrations and maintenance activities, and of malfunctions and other operational shutdowns that result in excess emissions. The referenced control devices include all those identified in Sections 1.0 and 4.1. For each malfunction or operational shutdown of a control device that results in excess emissions, the information specified in 4.4.4 must be recorded, at a minimum. These records may be maintained electronically or in hard copy form, and shall be made available for review upon request of the Director or his duly authorized representative. **[45CSR13, R13-1533, 4.4.7]**

4.5. Reporting Requirements

4.5.1. None.

4.6. Compliance Plan

4.6.1. None.

5.0 Cold Solvent Cleaner (S293-E-066) Requirements

5.1 Limitations and Standards

- 5.1.1. The owner or operator of a cold cleaning facility shall:
- a. Provide a permanent, legible, conspicuous label, summarizing the operating requirements.
 - b. Store waste solvent in covered containers.
 - c. Close the cover whenever parts are not being handled in the cleaner.
 - d. Drain the cleaned parts until dripping ceases.
 - e. If used, supply a solvent spray that is a solid fluid stream (not a fine, atomized, or shower-type spray) at a pressure that does not exceed 10 pounds per square inch gauge.
 - f. Degrease only materials that are neither porous nor absorbent.

[45CSR§§21-30.3.a.4, 30.3.a.5, 30.3.a.6, 30.3.a.7, 30.3.a.8, 30.3.a.9. State-Enforceable only]

5.2 Monitoring Requirements

- 5.2.1. None.

5.3 Testing Requirements

- 5.3.1. Test Method ASTM D323-72 shall be used for measuring the solvent true vapor pressure.
[45CSR§21-30.4.e. State-Enforceable only]

5.4 Recordkeeping Requirements

- 5.4.1. Each owner or operator of a solvent metal cleaning source subject to this 45CSR§21-30 shall maintain the following records in a readily accessible location for at least 5 years and shall make these records available to the Director upon verbal or written request:
- a. A record of central equipment maintenance, such as replacement of the carbon in a carbon adsorption unit.
 - b. The results of all tests conducted in accordance with the requirements in section 45CSR§21-30.4 (5.3.1).

[45CSR§21-30.5. State-Enforceable only; 45CSR§30-5.1.c.]

5.5 Reporting Requirements

- 5.5.1. Except as provided in section 45CSR§21-9.3, the owner or operator of any facility containing sources subject to 45CSR§21-5 shall, for each occurrence of excess emissions expected to last more than 7 days, within 1 business day of becoming aware of such occurrence, supply the Director by letter with the following information.

- a. The name and location of the facility;
- b. The subject sources that caused the excess emissions;
- c. The time and date of first observation of the excess emissions; and
- d. The cause and expected duration of the excess emissions.
- e. For sources subject to numerical emission limitations, the estimated rate of emissions (expressed in the units of the applicable emission limitation) and the operating data and calculations used in determining the magnitude of the excess emissions; and
- f. The proposed corrective actions and schedule to correct the conditions causing the excess emissions.

[45CSR§21-5.2]

5.6. Compliance Plan

- 5.6.1. None.

6.0 Hot Water Generators (S293-S-060, S293-S-061, and S293-S-062) Requirements

6.1 Limitations and Standards

- 6.1.1. No person shall cause, suffer, allow or permit emission of smoke and/or particulate matter into the open air from any fuel burning unit which is greater than ten (10) percent opacity based on a six minute block average.
[45CSR§2-3.1]

6.2 Monitoring Requirements

- 6.2.1. Compliance with the visible emission requirements of 6.1.1 shall be determined in accordance with 40 CFR Part 60, Appendix A, Method 9 or by using measurements from continuous opacity monitoring systems approved by the Director. The Director may require the installation, calibration, maintenance and operation of continuous opacity monitoring systems and may establish policies for the evaluation of continuous opacity monitoring results and the determination of compliance with the visible emission requirements of subsection 3.1. Continuous opacity monitors shall not be required on fuel burning units which employ wet scrubbing systems for emission control.
[45CSR§2-3.2]

6.3 Testing Requirements

- 6.3.1. None.

6.4 Recordkeeping Requirements

- 6.4.1. None.

6.5 Reporting Requirements

- 6.5.1. None.

6.6 Compliance Plan

- 6.6.1. None.

Appendix A – Attachment A Monthly Opacity Monitoring Record

Current Month:
 Data entered by:
 Date entered:
 Reviewed by:
 Date reviewed:

Stack/Vent ID	Stack/Vent Description	Date of Observation	Time of Observation	Name of Observer	Visible Plume? Yes/No	Fill these columns as needed if there is a visible plume observed.		
						Near 20% Opacity? Yes/No	Method 9 Compliance Status?	Comments
S293-E-01A	Silo A							
S293-E-01B	Silo B							
S293-E-01C	Silo C							
S293-E-01D	Silo D							
S293-E-01E	Silo E							
S293-E-01F	Silo F							
S293-E-02A	Extruder SA – Vacuum System Exhaust							
S293-E-02B	Extruder SB – Vacuum System Exhaust							
S293-E-02C	Extruder SC – Vacuum System Exhaust							
S293-E-02D	Extruder SD – Vacuum System Exhaust							
S293-E-03A	Extruder SA – Die/ Pelletizer Exhaust							
S293-E-03B	Extruder SB – Die/ Pelletizer Exhaust							
S293-E-03C	Extruder SC – Die/ Pelletizer Exhaust							
S293-E-03D	Extruder SD – Die/ Pelletizer Exhaust							
S293-E-04A	Extruder SA – Cooler/Screeners, Pelletizer, & Bins							
S293-E-04B	Extruder SB – Cooler/Screeners, Pelletizer, & Bins							
S293-E-04C	Extruder SC – Cooler/Screeners, Pelletizer, & Bins							
S293-E-04D	Extruder SD – Cooler/Screeners, Pelletizer, & Bins							
S293-E-05A	Extruder SA – Impact Separator							
S293-E-05B	Extruder SB – Impact Separator							
S293-E-05C	Extruder SC – Impact Separator							
S293-E-05D	Extruder SD – Impact Separator							
<u>S293-E-06A</u>	<u>Extruder SA – Quench Unit & Plop Buggy</u>							
<u>S293-E-06B</u>	<u>Extruder SB – Quench Unit & Plop Buggy</u>							

S293-E-06C	Extruder SC – Quench Unit & Plop Buggy							
S293-E-06D	Extruder SD – Quench Unit & Plop Buggy							
S293-E-049	Area Dust Hoods							
SCD	All PM emitting stacks							

Observer Name	Latest Certification Date	Certification Expiration Date	Current Date	Certification Current?

Appendix A – Attachment B Monthly Production Records

Current Month: _____
 Data entered by: _____
 Date entered: _____
 Reviewed by: _____
 Date reviewed: _____

Product	Extruder SA		Extruder SB		Extruder SC		Extruder SD		Total Production
	Max. ¹ PU/hr	PU/month	Max. ¹ PU/hr	PU/month	Max. ¹ PU/hr	PU/month	Max. ¹ PU/hr	PU/month	
A									
B									
C									
D									
E									
F									
G									
H1									
H2									
H3									
Max. ¹									
Totals									

¹ Note: The max. PU/hr values are the highest values for the month for each product.

Appendix A – Attachment C
Monthly Emissions Records

Month: _____

Equipment Description	Emission Point ID	PM		PM ₁₀		CO		VOC	
		Max. lb/hr	lb/month	Max. lb/hr	lb/month	Max. lb/hr	lb/month	Max. lb/hr	lb/month
Silo A	S293-E-01A								
Silo B	S293-E-01B								
Silo C	S293-E-01C								
Silo D	S293-E-01D								
Silo E	S393-E-01E								
Silo F	S293-E-01F								
Extruder SA – Vacuum System Exhaust	S293-E-02A								
Extruder SB – Vacuum System Exhaust	S293-E-02B								
Extruder SC – Vacuum System Exhaust	S293-E-02C								
Extruder SD – Vacuum System Exhaust	S293-E-02D								
Extruder SA – Die/ Pelletizer Exhaust	S293-E-03A								
Extruder SB – Die/ Pelletizer Exhaust	S293-E-03B								
Extruder SC – Die/ Pelletizer Exhaust	S293-E-03C								
Extruder SD – Die/ Pelletizer Exhaust	S293-E-03D								
Extruder SA – Cooler/Screeners, Pelletizer , & Bins	S293-E-04A								
Extruder SB – Cooler/Screeners, Pelletizer , & Bins	S293-E-04B								
Extruder SC – Cooler/Screeners, Pelletizer , & Bins	S293-E-04C								
Extruder SD – Cooler/Screeners, Pelletizer , & Bins	S293-E-04D								
Extruder SA – Impact Separator	S293-E-05A								
Extruder SB – Impact Separator	S293-E-05B								
Extruder SC – Impact Separator	S293-E-05C								
Extruder SD – Impact Separator	S293-E-05D								
Extruder SA – Quench Unit & Plop Buggy	S293-E-06A								
Extruder SB – Quench Unit & Plop Buggy	S293-E-06B								
Extruder SC – Quench Unit & Plop Buggy	S293-E-06C								
Extruder SD – Quench Unit & Plop Buggy	S293-E-06D								
Area Dust Hoods	S293-E-049								

Appendix A – Attachment C
Monthly Emissions Records

Month: _____

Equipment Description	Emission Point ID	Acetaldehyde		Formaldehyde		Phenol		Benzene	
		Max. lb/hr	lb/month	Max. lb/hr	lb/month	Max. lb/hr	lb/month	Max. lb/hr	lb/month
Extruder SA – Vacuum System Exhaust	S293-E-02A								
Extruder SB – Vacuum System Exhaust	S293-E-02B								
Extruder SC – Vacuum System Exhaust	S293-E-02C								
Extruder SD – Vacuum System Exhaust	S293-E-02D								
Extruder SA – Die/ Pelletizer Exhaust	S293-E-03A								
Extruder SB – Die/ Pelletizer Exhaust	S293-E-03B								
Extruder SC – Die/ Pelletizer Exhaust	S293-E-03C								
Extruder SD – Die/ Pelletizer Exhaust	S293-E-03D								
Extruder SA – Cooler/Screeners, Pelletizer , & Bins	S293-E-04A								
Extruder SB – Cooler/Screeners, Pelletizer , & Bins	S293-E-04B								
Extruder SC – Cooler/Screeners, Pelletizer , & Bins	S293-E-04C								
Extruder SD – Cooler/Screeners, Pelletizer , & Bins	S293-E-04D								
Extruder SA – Impact Separator	S293-E-05A								
Extruder SB – Impact Separator	S293-E-05B								
Extruder SC – Impact Separator	S293-E-05C								
Extruder SD – Impact Separator	S293-E-05D								
Extruder SA – Quench Unit & Plop Buggy	S293-E-06A								
Extruder SB – Quench Unit & Plop Buggy	S293-E-06B								
Extruder SC – Quench Unit & Plop Buggy	S293-E-06C								
Extruder SD – Quench Unit & Plop Buggy	S293-E-06D								
Area Dust Hoods	S293-E-049								

Appendix A – Attachment C Monthly Emissions Records

Month: _____

Equipment Description	Emission Point ID	Antimony Compounds	Acrolein		Acrylonitrile		Aniline		
		Max. lb/hr	lb/month	Max. lb/hr	lb/month	Max. lb/hr	lb/month	Max. lb/hr	lb/month
Extruder SA – Vacuum System Exhaust	S293-E-02A								
Extruder SB – Vacuum System Exhaust	S293-E-02B								
Extruder SC – Vacuum System Exhaust	S293-E-02C								
Extruder SD – Vacuum System Exhaust	S293-E-02D								
Extruder SA – Die/ Pelletizer Exhaust	S293-E-03A								
Extruder SB – Die/ Pelletizer Exhaust	S293-E-03B								
Extruder SC – Die/ Pelletizer Exhaust	S293-E-03C								
Extruder SD – Die/ Pelletizer Exhaust	S293-E-03D								
Extruder SA – Cooler/Screeners, Pelletizer , & Bins	S293-E-04A								
Extruder SB – Cooler/Screeners, Pelletizer , & Bins	S293-E-04B								
Extruder SC – Cooler/Screeners, Pelletizer , & Bins	S293-E-04C								
Extruder SD – Cooler/Screeners, Pelletizer , & Bins	S293-E-04D								
Extruder SA – Impact Separator	S293-E-05A								
Extruder SB – Impact Separator	S293-E-05B								
Extruder SC – Impact Separator	S293-E-05C								
Extruder SD – Impact Separator	S293-E-05D								
Area Dust Hoods	S293-E-049								

Appendix A – Attachment D Annual Emissions and Production Records

Date: _____

Equipment Description	Emission Point ID	PM Emissions (lb)												12 Month Total (lb/yr)
		MMM-YY	MMM-YY	MMM-YY	MMM-YY	MMM-YY	MMM-YY	MMM-YY	MMM-YY	MMM-YY	MMM-YY	MMM-YY	MMM-YY	
Silo A	S293-E-01A													
Silo B	S293-E-01B													
Silo C	S293-E-01C													
Silo D	S293-E-01D													
Silo E	S293-E-01E													
Silo F	S293-E-01F													
Extruder SA – Vacuum System Exhaust	S293-E-02A													
Extruder SB – Vacuum System Exhaust	S293-E-02B													
Extruder SC – Vacuum System Exhaust	S293-E-02C													
Extruder SD – Vacuum System Exhaust	S293-E-02D													
Extruder SA – Die-Pelletizer Exhaust	S293-E-03A													
Extruder SB – Die-Pelletizer Exhaust	S293-E-03B													
Extruder SC – Die-Pelletizer Exhaust	S293-E-03C													
Extruder SD – Die-Pelletizer Exhaust	S293-E-03D													
Extruder SA – Cooler/Screeners, Pelletizer, & Bins	S293-E-04A													
Extruder SB – Cooler/Screeners, Pelletizer, & Bins	S293-E-04B													
Extruder SC – Cooler/Screeners, Pelletizer, & Bins	S293-E-04C													
Extruder SD – Cooler/Screeners, Pelletizer, & Bins	S293-E-04D													
Extruder SA – Impact Separator	S293-E-05A													
Extruder SB – Impact Separator	S293-E-05B													
Extruder SC – Impact Separator	S293-E-05C													
Extruder SD – Impact Separator	S293-E-05D													
Area Dust Hoods	S293-E-049													
Total PM Emissions														

Equipment Description	Emission Point ID	PM ₁₀ Emissions (lb)												12 Month Total (lb/yr)
		MMM-YY	MMM-YY	MMM-YY	MMM-YY	MMM-YY	MMM-YY	MMM-YY	MMM-YY	MMM-YY	MMM-YY	MMM-YY	MMM-YY	
Extruder SA – Vacuum System Exhaust	S293-E-02A													
Extruder SB – Vacuum System Exhaust	S293-E-02B													
Extruder SC – Vacuum System Exhaust	S293-E-02C													
Extruder SD – Vacuum System Exhaust	S293-E-02D													
Extruder SA – Die Pelletizer Exhaust	S293-E-03A													
Extruder SB – Die Pelletizer Exhaust	S293-E-03B													
Extruder SC – Die Pelletizer Exhaust	S293-E-03C													
Extruder SD – Die Pelletizer Exhaust	S293-E-03D													
Extruder SA – Quench Unit & Plop Buggy	S293-E-06A													
Extruder SB – Quench Unit & Plop Buggy	S293-E-06B													
Extruder SC – Quench Unit & Plop Buggy	S293-E-06C													
Extruder SD – Quench Unit & Plop Buggy	S293-E-06D													
Total PM₁₀ Emissions														

Appendix A – Attachment D Annual Emissions and Production Records

Date: _____

Equipment Description	Emission Point ID	CO Emissions (lb)												12 Month Total (lb/yr)	
		MMM-YY	MMM-YY	MMM-YY	MMM-YY	MMM-YY	MMM-YY	MMM-YY	MMM-YY	MMM-YY	MMM-YY	MMM-YY	MMM-YY		
Extruder SA – Vacuum System Exhaust	S293-E-02A														
Extruder SB – Vacuum System Exhaust	S293-E-02B														
Extruder SC – Vacuum System Exhaust	S293-E-02C														
Extruder SD – Vacuum System Exhaust	S293-E-02D														
Extruder SA – Die-Pelletizer Exhaust	S293-E-03A														
Extruder SB – Die-Pelletizer Exhaust	S293-E-03B														
Extruder SC – Die-Pelletizer Exhaust	S293-E-03C														
Extruder SD – Die-Pelletizer Exhaust	S293-E-03D														
Extruder SA – Quench Unit & Plop Buggy	S293-E-06A														
Extruder SB – Quench Unit & Plop Buggy	S293-E-06B														
Extruder SC – Quench Unit & Plop Buggy	S293-E-06C														
Extruder SD – Quench Unit & Plop Buggy	S293-E-06D														
Total CO Emissions															

Equipment Description	Emission Point ID	VOC Emissions (lb)												12 Month Total (lb/yr)	
		MMM-YY	MMM-YY	MMM-YY	MMM-YY	MMM-YY	MMM-YY	MMM-YY	MMM-YY	MMM-YY	MMM-YY	MMM-YY	MMM-YY		
Extruder SA – Vacuum System Exhaust	S293-E-02A														
Extruder SB – Vacuum System Exhaust	S293-E-02B														
Extruder SC – Vacuum System Exhaust	S293-E-02C														
Extruder SD – Vacuum System Exhaust	S293-E-02D														
Extruder SA – Die-Pelletizer Exhaust	S293-E-03A														
Extruder SB – Die-Pelletizer Exhaust	S293-E-03B														
Extruder SC – Die-Pelletizer Exhaust	S293-E-03C														
Extruder SD – Die-Pelletizer Exhaust	S293-E-03D														
Extruder SA – Cooler/Screener, Pelletizer, & Bins	S293-E-04A														
Extruder SB – Cooler/Screener, Pelletizer, & Bins	S293-E-04B														
Extruder SC – Cooler/Screener, Pelletizer, & Bins	S293-E-04C														
Extruder SD – Cooler/Screener, Pelletizer, & Bins	S293-E-04D														
Extruder SA – Impact Separator	S293-E-05A														
Extruder SB – Impact Separator	S293-E-05B														
Extruder SC – Impact Separator	S293-E-05C														
Extruder SD – Impact Separator	S293-E-05D														
Total VOC Emissions															

Equipment Description	Emission Point ID	Acetaldehyde Emissions (lb)												12 Month Total (lb/yr)
		MMM-YY	MMM-YY	MMM-YY	MMM-YY	MMM-YY	MMM-YY	MMM-YY	MMM-YY	MMM-YY	MMM-YY	MMM-YY	MMM-YY	
Extruder SA – Vacuum System Exhaust	S293-E-02A													
Extruder SB – Vacuum System Exhaust	S293-E-02B													
Extruder SC – Vacuum System Exhaust	S293-E-02C													
Extruder SD – Vacuum System Exhaust	S293-E-02D													
Extruder SA – Die Pelletizer Exhaust	S293-E-03A													
Extruder SB – Die Pelletizer Exhaust	S293-E-03B													
Extruder SC – Die Pelletizer Exhaust	S293-E-03C													
Extruder SD – Die Pelletizer Exhaust	S293-E-03D													
Extruder SA – Quench Unit & Plop Buggy	S293-E-06A													
Extruder SB – Quench Unit & Plop Buggy	S293-E-06B													
Extruder SC – Quench Unit & Plop Buggy	S293-E-06C													
Extruder SD – Quench Unit & Plop Buggy	S293-E-06D													
Total Acetaldehyde Emissions														

Appendix A – Attachment D Annual Emissions and Production Records

Date: _____

Equipment Description	Emission Point ID	Formaldehyde Emissions (lb)												12 Month Total (lb/yr)	
		MMM-YY	MMM-YY	MMM-YY	MMM-YY	MMM-YY	MMM-YY	MMM-YY	MMM-YY	MMM-YY	MMM-YY	MMM-YY	MMM-YY		
Extruder SA – Vacuum System Exhaust	S293-E-02A														
Extruder SB – Vacuum System Exhaust	S293-E-02B														
Extruder SC – Vacuum System Exhaust	S293-E-02C														
Extruder SD – Vacuum System Exhaust	S293-E-02D														
Extruder SA – Die/ Pelletizer Exhaust	S293-E-03A														
Extruder SB – Die/ Pelletizer Exhaust	S293-E-03B														
Extruder SC – Die/ Pelletizer Exhaust	S293-E-03C														
Extruder SD – Die/ Pelletizer Exhaust	S293-E-03D														
Extruder SA – Cooler/Screeners, Pelletizers, & Bins	S293-E-04A														
Extruder SB – Cooler/Screeners, Pelletizers, & Bins	S293-E-04B														
Extruder SC – Cooler/Screeners, Pelletizers, & Bins	S293-E-04C														
Extruder SD – Cooler/Screeners, Pelletizer, & Bins	S293-E-04D														
Extruder SA – Impact Separator	S293-E-05A														
Extruder SB – Impact Separator	S293-E-05B														
Extruder SC – Impact Separator	S293-E-05C														
Extruder SD – Impact Separator	S293-E-05D														
Extruder SA – Quench Unit & Plop Buggy	S293-E-06A														
Extruder SB – Quench Unit & Plop Buggy	S293-E-06B														
Extruder SC – Quench Unit & Plop Buggy	S293-E-06C														
Extruder SD – Quench Unit & Plop Buggy	S293-E-06D														
Total Formaldehyde Emissions															

Equipment Description	Emission Point ID	Phenol Emissions (lb)												12 Month Total (lb/yr)
		MMM-YY	MMM-YY	MMM-YY	MMM-YY	MMM-YY	MMM-YY	MMM-YY	MMM-YY	MMM-YY	MMM-YY	MMM-YY	MMM-YY	
Extruder SA – Vacuum System Exhaust	S293-E-02A													
Extruder SB – Vacuum System Exhaust	S293-E-02B													
Extruder SC – Vacuum System Exhaust	S293-E-02C													
Extruder SD – Vacuum System Exhaust	S293-E-02D													
Extruder SA – Die/ Pelletizer Exhaust	S293-E-03A													
Extruder SB – Die/ Pelletizer Exhaust	S293-E-03B													
Extruder SC – Die/ Pelletizer Exhaust	S293-E-03C													
Extruder SD – Die/ Pelletizer Exhaust	S293-E-03D													
Total Phenol Emissions														

Equipment Description	Emission Point ID	Benzene Emissions (lb)												12 Month Total (lb/yr)
		MMM-YY	MMM-YY	MMM-YY	MMM-YY	MMM-YY	MMM-YY	MMM-YY	MMM-YY	MMM-YY	MMM-YY	MMM-YY	MMM-YY	
Extruder SA – Vacuum System Exhaust	S293-E-02A													
Extruder SB – Vacuum System Exhaust	S293-E-02B													
Extruder SC – Vacuum System Exhaust	S293-E-02C													
Extruder SD – Vacuum System Exhaust	S293-E-02D													
Total Benzene Emissions														

Appendix A – Attachment D Annual Emissions and Production Records

Date: _____

Equipment Description	Emission Point ID	Acrylonitrile Emissions (lb)												12 Month Total (lb/yr)
		MMM-YY	MMM-YY	MMM-YY	MMM-YY	MMM-YY	MMM-YY	MMM-YY	MMM-YY	MMM-YY	MMM-YY	MMM-YY	MMM-YY	
Extruder SA – Vacuum System Exhaust	S293-E-02A													
Extruder SA – Die Pelletizer Exhaust	S293-E-03A													
Extruder SB – Vacuum System Exhaust	S293-E-02B													
Extruder SB – Die Pelletizer Exhaust	S293-E-03B													
Extruder SC – Vacuum System Exhaust	S293-E-02C													
Extruder SC – Die Pelletizer Exhaust	S293-E-03C													
Extruder SD – Vacuum System Exhaust	S293-E-02D													
Extruder SD – Die Pelletizer Exhaust	S293-E-03D													
Total Acrylonitrile Emissions														

Equipment Description	Emission Point ID	Acrolein Emissions (lb)												12 Month Total (lb/yr)
		MMM-YY	MMM-YY	MMM-YY	MMM-YY	MMM-YY	MMM-YY	MMM-YY	MMM-YY	MMM-YY	MMM-YY	MMM-YY	MMM-YY	
Extruder SA – Vacuum System Exhaust	S293-E-02A													
Extruder SA – Die Pelletizer Exhaust	S293-E-03A													
Extruder SB – Vacuum System Exhaust	S293-E-02B													
Extruder SB – Die Pelletizer Exhaust	S293-E-03B													
Extruder SC – Vacuum System Exhaust	S293-E-02C													
Extruder SC – Die Pelletizer Exhaust	S293-E-03C													
Extruder SD – Vacuum System Exhaust	S293-E-02D													
Extruder SD – Die Pelletizer Exhaust	S293-E-03D													
Total Acrolein Emissions														

Equipment Description	Emission Point ID	Antimony Compounds Emissions (lb)												12 Month Total (lb/yr)
		MMM-YY	MMM-YY	MMM-YY	MMM-YY	MMM-YY	MMM-YY	MMM-YY	MMM-YY	MMM-YY	MMM-YY	MMM-YY	MMM-YY	
Area Dust Hoods														

Appendix A – Attachment D Annual Emissions and Production Records

Date: _____

Equipment Description	Emission Point ID	Aniline Emissions (lb)												12 Month Total (lb/yr)
		MMM-YY	MMM-YY	MMM-YY	MMM-YY	MMM-YY	MMM-YY	MMM-YY	MMM-YY	MMM-YY	MMM-YY	MMM-YY	MMM-YY	
Extruder SA – Vacuum System Exhaust	S293-E-02A													
Extruder SB – Vacuum System Exhaust	S293-E-02B													
Extruder SC – Vacuum System Exhaust	S293-E-02C													
Extruder SD – Vacuum System Exhaust	S293-E-02D													
Extruder SA – Die/ Pelletizer Exhaust	S293-E-03A													
Extruder SB – Die/ Pelletizer Exhaust	S293-E-03B													
Extruder SC – Die/ Pelletizer Exhaust	S293-E-03C													
Extruder SD – Die/ Pelletizer Exhaust	S293-E-03D													
Total Aniline Emissions														

Product	Production (Production Units - PU)												12 Month Total (lb/yr)	
	MMM-YY	MMM-YY	MMM-YY	MMM-YY	MMM-YY	MMM-YY	MMM-YY	MMM-YY	MMM-YY	MMM-YY	MMM-YY	MMM-YY		
A														
B														
C														
D														
E														
F														
G														
H1														
H2														
H3														

CERTIFICATION OF DATA ACCURACY

I, the undersigned, hereby certify that, based on information and belief formed after reasonable inquiry, all information contained in the attached _____, representing the period beginning _____ and ending _____, and any supporting documents appended hereto, is true, accurate, and complete.

Signature¹
(please use blue ink)

Responsible Official or Authorized Representative

Date

Name & Title
(please print or type)

Name

Title

Telephone No. _____

Fax No. _____

¹ This form shall be signed by a “Responsible Official.” “Responsible Official” means one of the following:

- a. For a corporation: The president, secretary, treasurer, or vice-president of the corporation in charge of a principal business function, or any other person who performs similar policy or decision-making functions for the corporation, or a duly authorized representative of such person if the representative is responsible for the overall operation of one or more manufacturing, production, or operating facilities applying for or subject to a permit and either:
 - (i) the facilities employ more than 250 persons or have a gross annual sales or expenditures exceeding \$25 million (in second quarter 1980 dollars), or
 - (ii) the delegation of authority to such representative is approved in advance by the Director;
- b. For a partnership or sole proprietorship: a general partner or the proprietor, respectively;
- c. For a municipality, State, Federal, or other public entity: either a principal executive officer or ranking elected official. For the purposes of this part, a principal executive officer of a Federal agency includes the chief executive officer having responsibility for the overall operations of a principal geographic unit of the agency (e.g., a Regional Administrator of U.S. EPA); or
- d. The designated representative delegated with such authority and approved in advance by the Director.

Emission Point Identification	Source Identification	Source Description	Control Device Identification	Service (VOC/HAP/TAP)	Affected R13 Permit	Original R21 RACM Plan	Subject to:		Other Applicable Regulations - Citation (MACT/BACT/NSPS/NESHAP etc.)
							R21	R27	
293-E-02A	293-S-02A (Vac)	Extruder	N/A	TAP-F	R13-1533	No	No	Yes	40 CFR 63.2550(i), 40 CFR 63.6(e)(3) excluding 40 CFR 63.2525(j), 40 CFR 63.2480(a)
293-E-02B	293-S-02B (Vac)	Extruder	N/A	TAP-F	R13-1533	No	No	Yes	40 CFR 63.2550(i), 40 CFR 63.6(e)(3) excluding 40 CFR 63.2525(j), 40 CFR 63.2480(a)
293-E-02C	293-S-02C (Vac)	Extruder	N/A	TAP-F	R13-1533	No	No	Yes	40 CFR 63.2550(i), 40 CFR 63.6(e)(3) excluding 40 CFR 63.2525(j), 40 CFR 63.2480(a)
293-E-02D	293-S-02D (Vac)	Extruder	N/A	TAP-F	R13-1533	No	No	Yes	40 CFR 63.2550(i), 40 CFR 63.6(e)(3) excluding 40 CFR 63.2525(j), 40 CFR 63.2480(a)
293-E-03A	293-S-03A (Die)	Extruder	293-C-03A	TAP-F	R13-1533	No	No	Yes	40 CFR 63.2550(i), 40 CFR 63.6(e)(3) excluding 40 CFR 63.2525(j), 40 CFR 63.2480(a)
293-E-03B	293-S-03B (Die)	Extruder	293-C-03B	TAP-F	R13-1533	No	No	Yes	40 CFR 63.2550(i), 40 CFR 63.6(e)(3) excluding 40 CFR 63.2525(j), 40 CFR 63.2480(a)
293-E-03C	293-S-03C (Die)	Extruder	293-C-03C	TAP-F	R13-1533	No	No	Yes	40 CFR 63.2550(i), 40 CFR 63.6(e)(3) excluding 40 CFR 63.2525(j), 40 CFR 63.2480(a)
293-E-03D	293-S-03D (Die)	Extruder	293-C-03D	TAP-F	R13-1533	No	No	Yes	40 CFR 63.2550(i), 40 CFR 63.6(e)(3) excluding 40 CFR 63.2525(j), 40 CFR 63.2480(a)
293-E-04A	293-S-04A	Cooler/Screenener	293-C-04A	TAP-F	R13-1533	No	No	Yes	40 CFR 63.2550(i), 40 CFR 63.6(e)(3) excluding 40 CFR 63.2525(j), 40 CFR 63.2480(a)
293-E-04B	293-S-04B	Cooler/Screenener	293-C-04B	TAP-F	R13-1533	No	No	Yes	40 CFR 63.2550(i), 40 CFR 63.6(e)(3) excluding 40 CFR 63.2525(j), 40 CFR 63.2480(a)
293-E-04C	293-S-04C	Cooler/Screenener	293-C-04C	TAP-F	R13-1533	No	No	Yes	40 CFR 63.2550(i), 40 CFR 63.6(e)(3) excluding 40 CFR 63.2525(j), 40 CFR 63.2480(a)
293-E-04D	293-S-04D	Cooler/Screenener	293-C-04D	TAP-F	R13-1533	No	No	Yes	40 CFR 63.2550(i), 40 CFR 63.6(e)(3) excluding 40 CFR 63.2525(j), 40 CFR 63.2480(a)
293-E-05A	293-S-05A	Impact Separator	N/A	TAP-F	R13-1533	No	No	Yes	40 CFR 63.2550(i), 40 CFR 63.6(e)(3) excluding 40 CFR 63.2525(j), 40 CFR 63.2480(a)
293-E-05B	293-S-05B	Impact Separator	N/A	TAP-F	R13-1533	No	No	Yes	40 CFR 63.2550(i), 40 CFR 63.6(e)(3) excluding 40 CFR 63.2525(j), 40 CFR 63.2480(a)
293-E-05C	293-S-05C	Impact Separator	N/A	TAP-F	R13-1533	No	No	Yes	40 CFR 63.2550(i), 40 CFR 63.6(e)(3) excluding 40 CFR 63.2525(j), 40 CFR 63.2480(a)
293-E-05D	293-S-05D	Impact Separator	N/A	TAP-F	R13-1533	No	No	Yes	40 CFR 63.2550(i), 40 CFR 63.6(e)(3) excluding 40 CFR 63.2525(j), 40 CFR 63.2480(a)

Note #1 - Formaldehyde (TAP-F) does not qualify as a MACT Wastewater under any Standard.

Note #2 - MON MACT has a process vent definition cut-off at 50 ppm. Below this there are no controls since it is not considered to be a process vent.

Note #3 - The WWTP located at Washington Works does not receive any Group 1 Streams as defined by the rule. Hence the applicability of 40 C.F.R. §63.135 and 40 C.F.R. §63.145 are very, very limited.

Note #4 - Sources identified as being "Removed from Service" are considered permanently removed and must undergo 45CSR13 review prior to being returned to service.